



Navigator Schools

Governance Committee

Date and Time

Thursday February 14, 2019 at 9:00 AM PST

Teleconference Locations

- 827 Broadway, Suite 300, Oakland, CA 94607
 - 1065 Byers Street, Gilroy, CA 95020
 - 1827 Clifford Street, Santa Clara, CA 95050
-

Agenda

I. Opening Items

Opening Items

- A. Record Attendance and Guests
- B. Call the Meeting to Order
- C. Approve Minutes

Approve minutes for Governance Committee on November 15, 2018

II. Topical Items

Governance

A. NS Board Data Dashboard

S. Martin will provide an update on the NS Board Data Dashboard and the completion status of its various components as outlined in the shortlist finalized during the previous Governance Committee meeting.

B. Recommendation to Add Victor Paredes-Colonia as Board Member

Members will consider a recommendation to add Victor Paredes-Colonia as a new member of the NS Board.

C. Academic Success Committee Proposed Membership

K. Sved will lead a discussion concerning the proposed membership of the new Academic Success Committee.

D. Board Member Recruitment

Members will discuss board expansion and recruitment efforts.

E. Retreat Planning

The committee will consider dates, locations, and activities for a future board retreat.

III. Closing Items

A. Schedule Upcoming Meeting(s)

Members will choose a date and time for future meeting(s).

B. Adjourn Meeting

Coversheet

Approve Minutes

Section:	I. Opening Items
Item:	C. Approve Minutes
Purpose:	Approve Minutes
Submitted by:	
Related Material:	Minutes for Governance Committee on November 15, 2018

APPROVED



Navigator Schools

Minutes

Governance Committee

Date and Time

Thursday November 15, 2018 at 10:30 AM

Location

650 San Benito Street, Suite 230, Hollister, CA 95023

Teleconference Locations

- 827 Broadway, Suite 300, Oakland, CA 94607
- 1065 Byers Street, Gilroy, CA 95020
- 1827 Clifford Street, Santa Clara, CA 95050

Committee Members Present

Alicia Gallegos Fambrini (remote), Caitrin Wright (remote), JP Anderson (remote)

Committee Members Absent

None

Guests Present

Kevin Sved, Sean Martin

I. Opening Items

A. Record Attendance and Guests

B.

Call the Meeting to Order

Caitrin Wright called a meeting of the Governance Committee of Navigator Schools to order on Thursday Nov 15, 2018 at 10:34 AM.

C. Approve Minutes

Alicia Gallegos Fambrini made a motion to approve minutes from the Governance Committee on 09-13-18 Governance Committee on 09-13-18.

JP Anderson seconded the motion.

The committee **VOTED** unanimously to approve the motion.

Roll Call

Caitrin Wright Aye

JP Anderson Aye

Alicia Gallegos Fambrini Aye

II. Topical Items

A. Board Member Recruitment Update

C. Wright reviewed recent communications with potential board members. She highlighted their strengths, backgrounds, interests, and possible committee and officer roles. She suggested next steps for prospective board members, including attending a future board meeting, invitations to join a committee, and speaking with a current board member. Committee members reviewed board needs, present and future. K. Sved emphasized importance of candidates observing board meetings. He expanded upon the candidates' strengths and skill sets. A. Gallegos Fambrini mentioned importance of defining direction of the board and being proactive to add members in relation to that direction. Members discussed the level of urgency related to board expansion and related timelines. JP Anderson mentioned further positive, personal qualities of the candidates.

C. Wright will invite two candidates to our next board meeting and connect them with other board members.

B. Dashboard Development Update

Members reviewed the document listing LCAP goals and potential dashboard components. C. Wright recommended adding an additional column to the the table of components to denote the frequency of each data report (annually or quarterly, for example). S. Martin will add the column as a next step. C. Wright also discussed with attendees the possibility that it might not be best to include MTSS data in the dashboard at this stage. The members also discussed NWEA MAP with similar concerns. These two components will not be included in the dashboard based on consensus reached during the discussion.

A. Gallegos Fambrini sought more information on the proposed coaching component and its connection to the LCAP. As the discussion progressed, she suggested, in addition to collecting data relating to the number of coaching sessions completed, that teachers provide feedback on the value of the coaching that they have received. Members also discussed the development of teacher rubrics, and K. Sved provided clarity on the timeline for such a project.

Members agreed that, in the case of tracking achievement, three components (as proposed) might be too numerous. The committee agreed that NS weekly assessments are an achievement metric of paramount importance. The committee noted alignment between development of the dashboard and the implementation of a new Academic Success Committee.

C. Academic Success Committee

C. Wright expressed support for the Academic Success Committee (ASC), as did JP Anderson and A. Gallegos Fambrini. The latter asked if membership was limited to existing board members. K. Sved shared his views on the advantages of providing an additional venue for board members to explore and discuss academic matters in greater detail and depth beyond what is provided during regular board meetings.

D. Board Retreat

This topic was not discussed at the meeting.

III. Closing Items

A. Schedule Upcoming Meeting(s)

The committee will meet on Monday, December 17th, from 10:30 am to 11:30 am.

B. Adjourn Meeting

Caitrin Wright made a motion to adjourn the meeting.

Alicia Gallegos Fambrini seconded the motion.

The committee **VOTED** unanimously to approve the motion.

Roll Call

Caitrin Wright Aye

Alicia Gallegos Fambrini Aye

JP Anderson Aye

There being no further business to be transacted, and upon motion duly made, seconded and approved, the meeting was adjourned at 11:35 AM.

Respectfully Submitted,
Sean Martin

Coversheet

NS Board Data Dashboard

Section:	II. Topical Items
Item:	A. NS Board Data Dashboard
Purpose:	Discuss
Submitted by:	
Related Material:	Data Dashboard Shortlist 02_05_2019.pdf Data Dashboard Samples.pdf

Dashboard Shortlist: Board Data Dashboard Components (02/05/19)

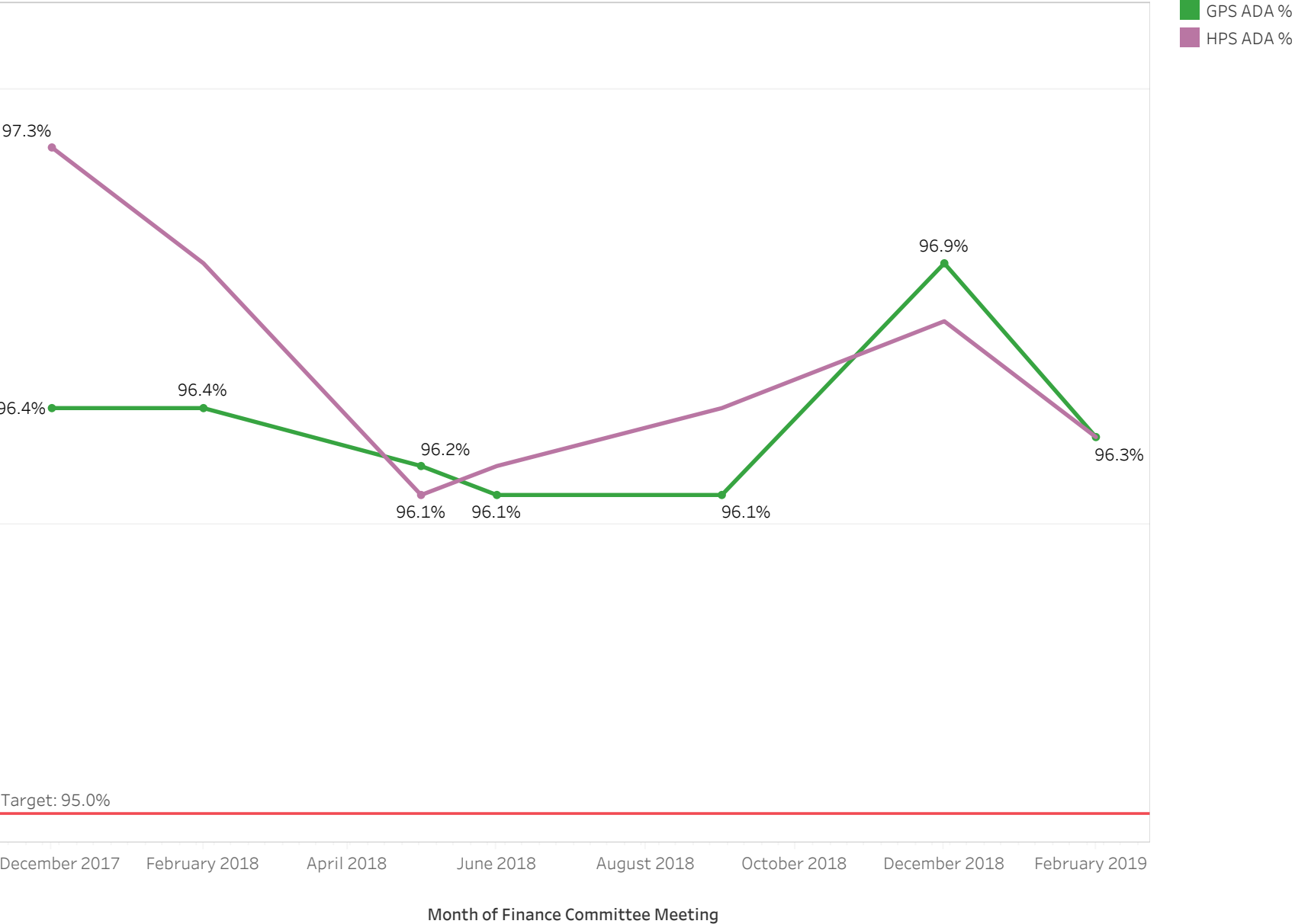
Component		Measure	Frequency	Target Outcomes	Source
1	Demographics and Programs	Overview of student population disaggregated by subgroup and program designation	Quarterly	Informational	N/A
2	Student Engagement	a. Suspensions and expulsions by subgroup and program b. Chronic Absenteeism by subgroup and program	Monthly	a. Not to exceed 1.5% b. Not to exceed 5%	a. CA Dashboard b. CA Dashboard
3	SBAC	a. Percent “standard met or exceeded” by subgroup b. Distance from “standard met” (DFS) by subgroup	Annually	a. 70% of students achieve “standard met or above” b. 3-point increase in math and 2-point increase in ELA for all, English Learner, and economically disadvantaged subgroups	a. Greenlighting b. LCAP: Goal 2
4	Weekly Assessments	a. Percent and proficiency level by school and grade b. Prior year comparisons	Monthly	Year-over-year improvement	LCAP: Goal 2, Action 8
5	Business and Finance	a. Target enrollment b. Average Daily Attendance (ADA) c. Cash-on-hand	Every NS Board Meeting	a. 100% target enrollment maintained b. ADA is 96% c. 2 months minimum cash-on-hand	a. Greenlighting b. LCAP: Goal 1 c. Greenlighting
6	Coaching	Staff receives weekly coaching and feedback.	Every NS Board Meeting	Staff members complete 30 coaching sessions per year	LCAP: Goal 3
7	Survey Data	a. Student survey (3 key questions) b. Parent survey (2 key questions) c. Staff survey (2 key questions)	a. Annually b. Annually c. Bi-annually	75% of respondents agree or strongly agree	LCAP: Goal 1
8	Instructional Staff	Teacher and leader retention rates	Annually	75% annual retention rate	Greenlighting

Local Control Accountability Plan (LCAP) Goals

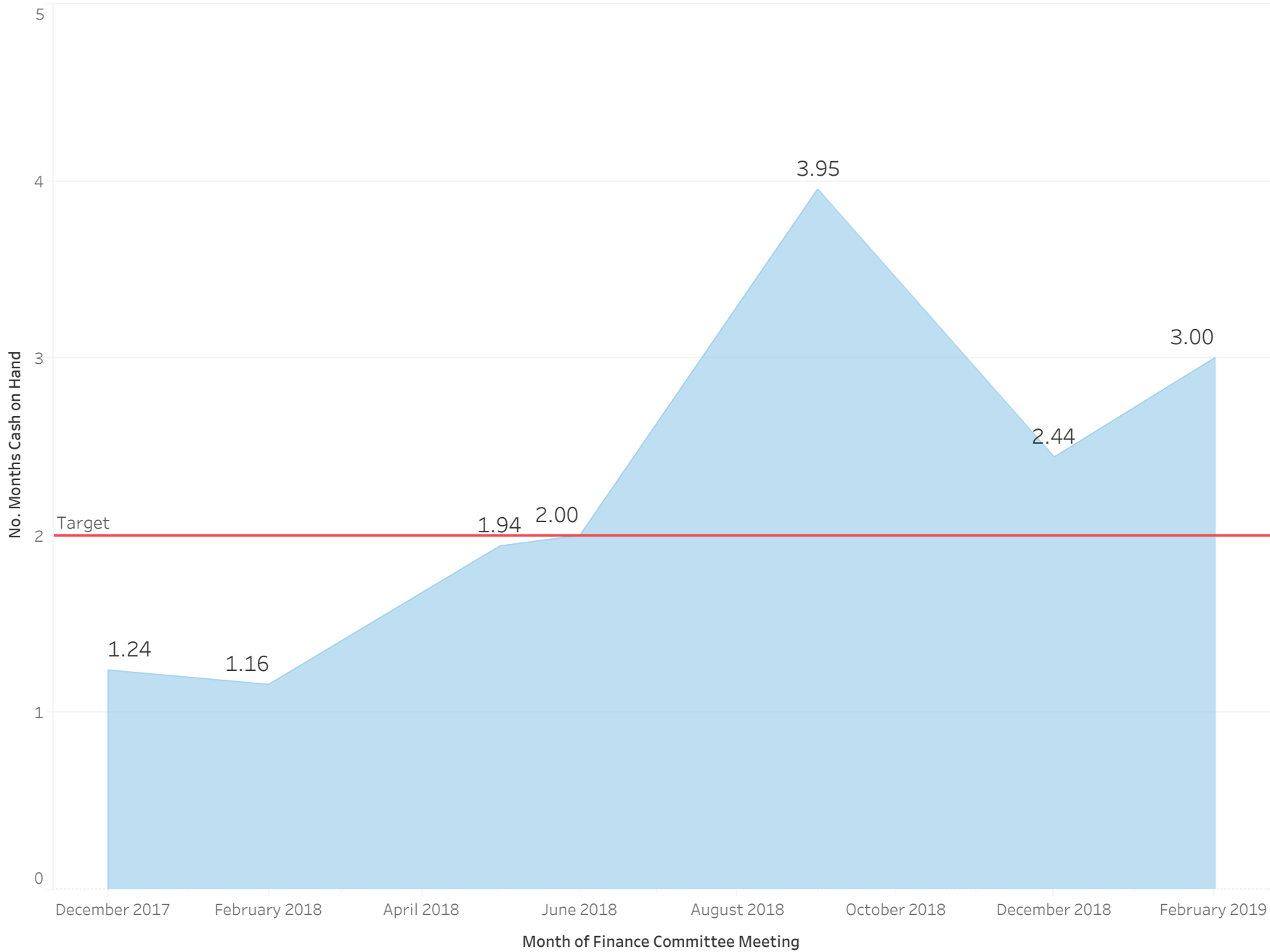
Goal	Text
1	Create a Culture of Excellence within the school community (students, staff, and parents) to foster a positive school climate, promote a sense of belonging and nurture social, emotional, and academic growth.
2	All students will receive Data-Driven Instruction in Common Core State Standards (CCSS), Next Generation Science Standards (NGSS) and other California State Standards (ELD, Social Studies) from appropriately credentialed teachers and staff.
3	Provide weekly coaching and feedback to all staff to support continuous improvement for teaching and student learning.
4	Ensure equitable access to curriculum, programs, and pathways for student success through a multi-tiered system of supports.
5	Use cutting edge instructional technology to encourage student engagement, increase staff effectiveness to improve student learning and prepare students for the future.

NS Business and Finance

Average Daily Attendance (ADA)

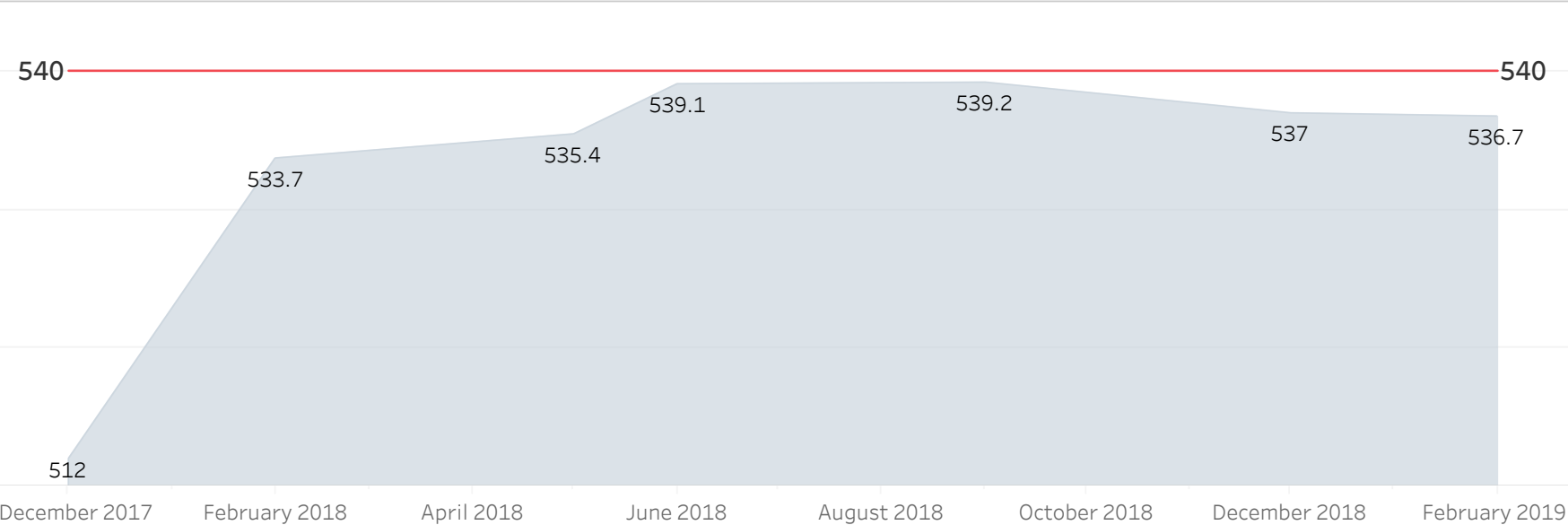


No. Months Cash on Hand

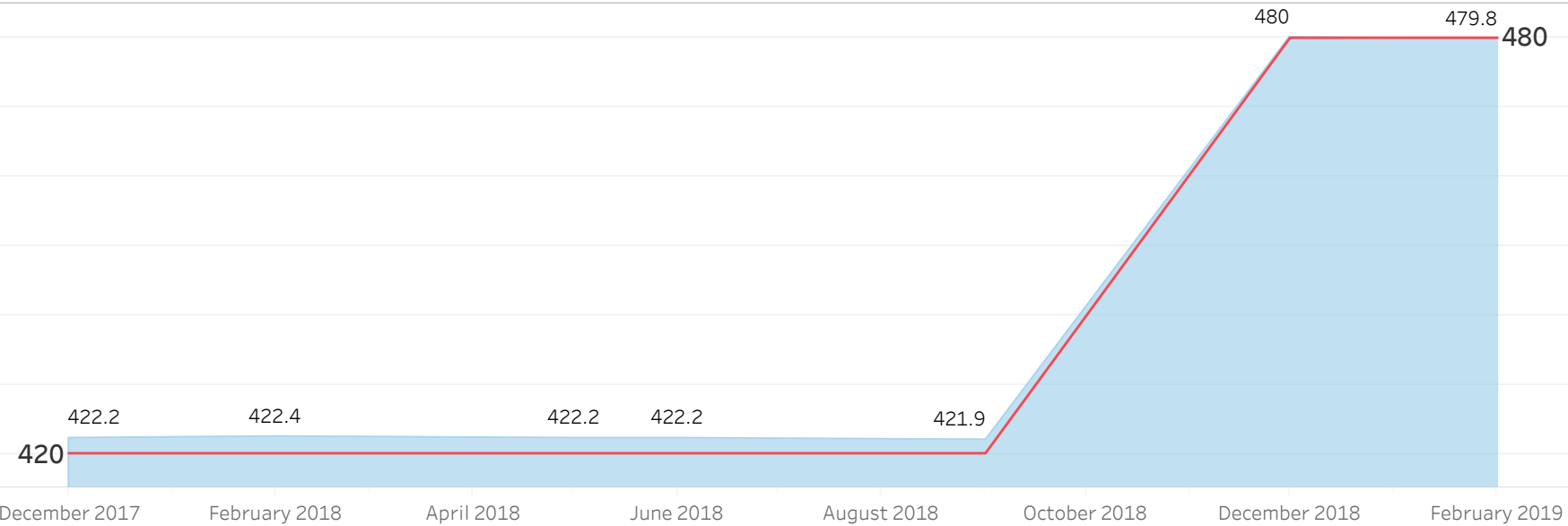


Average and Target Enrollment

GPS



HPS



Coaching Summary

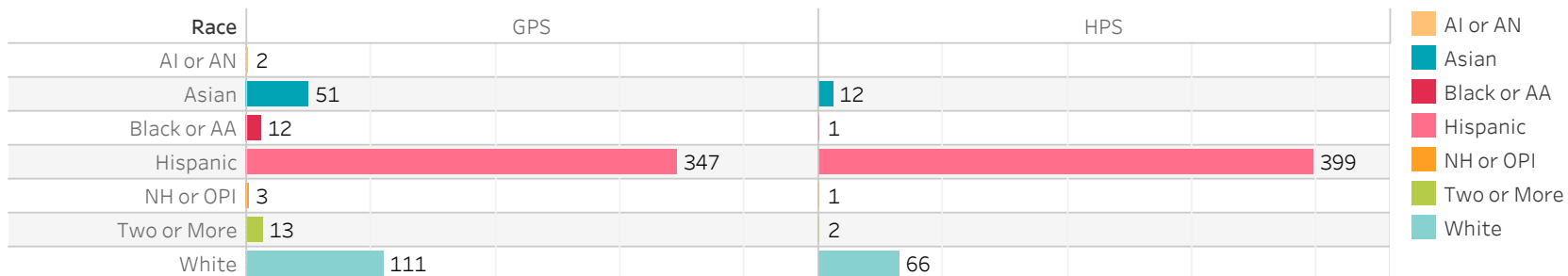
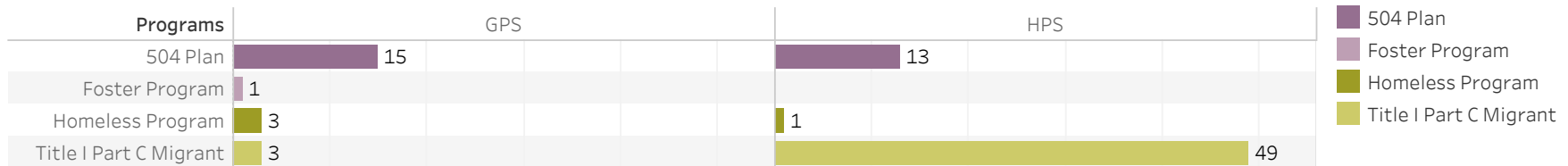
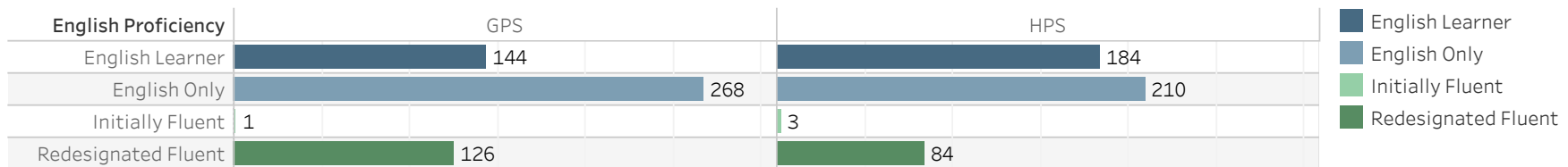
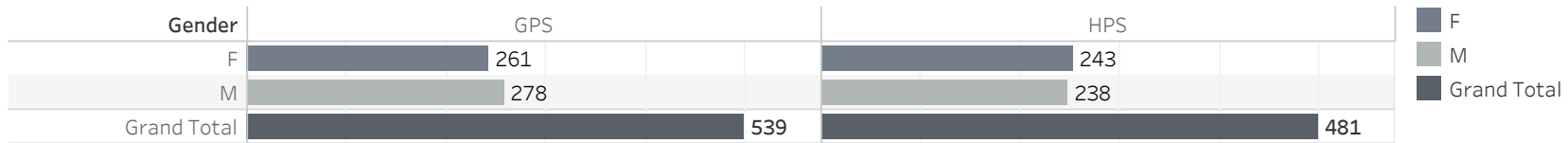
Update: **January 28, 2019**

AY		Site	
		GPS	HPS
2019	No. Weeks in Academic Year	40	40
	Current Week	19	19
	Weeks Completed	48%	48%
	LCAP Sessions Goal	30	30
	Avg. No. Sessions	14.3	15.3
	Percent Avg. Progress	48.2%	50.9%
	No. Staff (T, SGI)	27	25
	No. Staff On Track	23	17
	Percent Staff On Track	85.2%	68.0%
	Percent Staff Near Track	92.6%	96.0%
	Lowest Recorded Trajectory	81.5%	84.2%
	Highest Recorded Trajectory	222.2%	119.3%

"On Track" refers to a trajectory toward goal that is greater than or equal to 100%. "Near Track" refers to a trajectory toward goal that is greater than 90%.

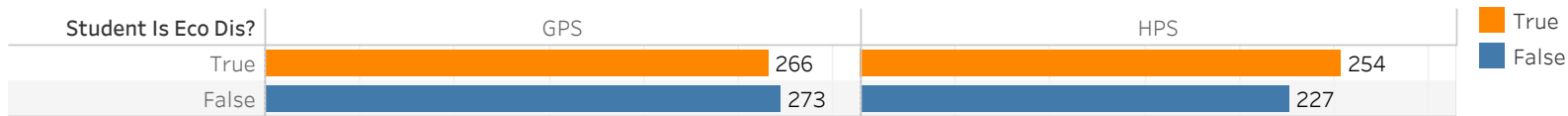
Enrollment by Site

Count

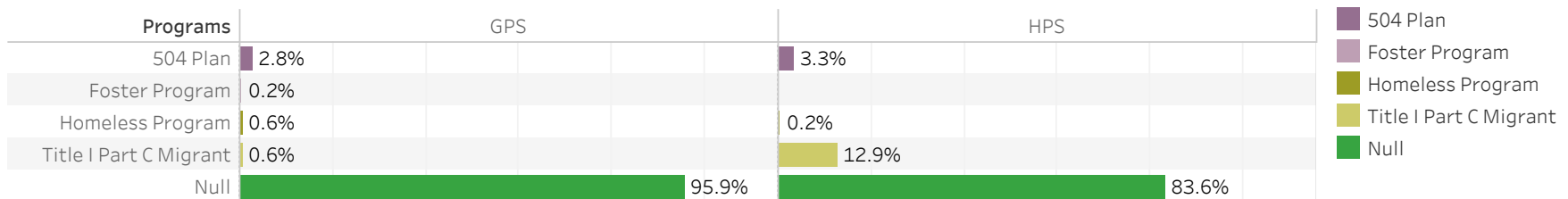
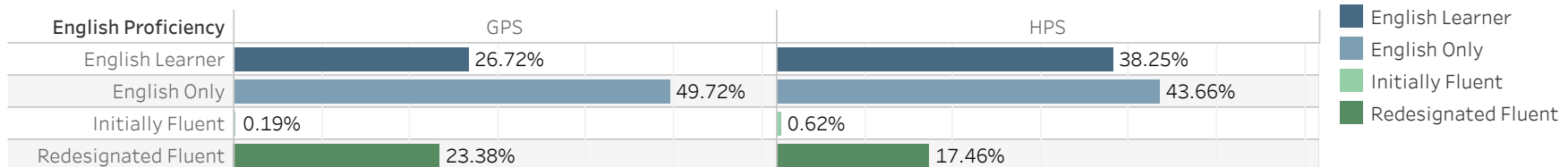


Enrollment by Site

Count

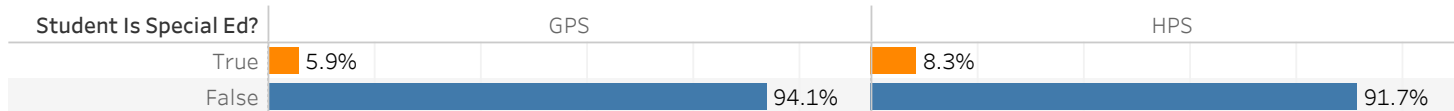
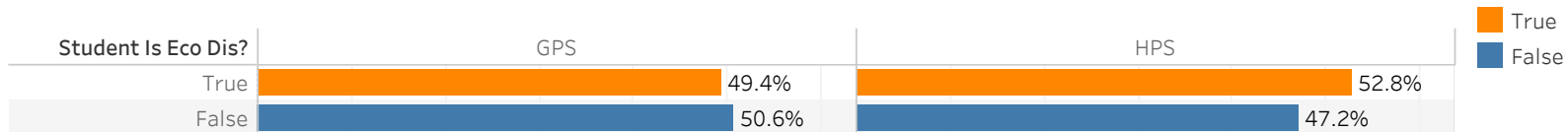
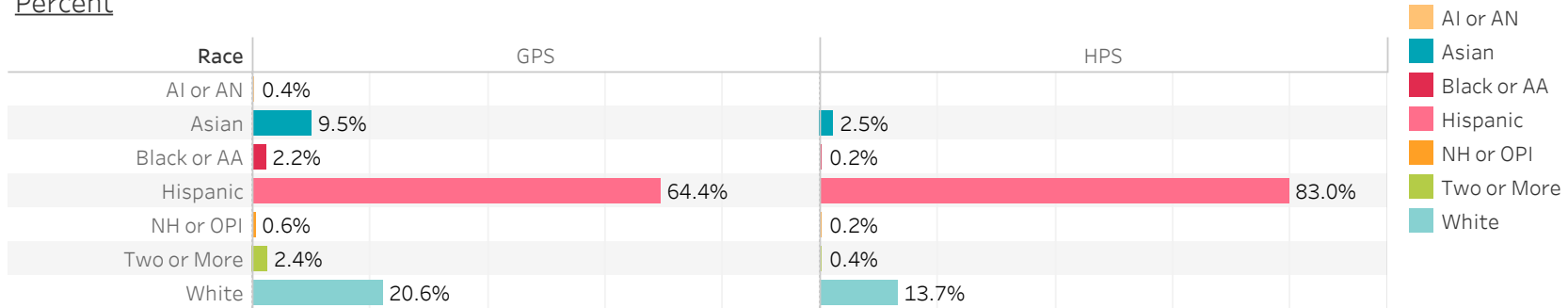


Percent



Enrollment by Site

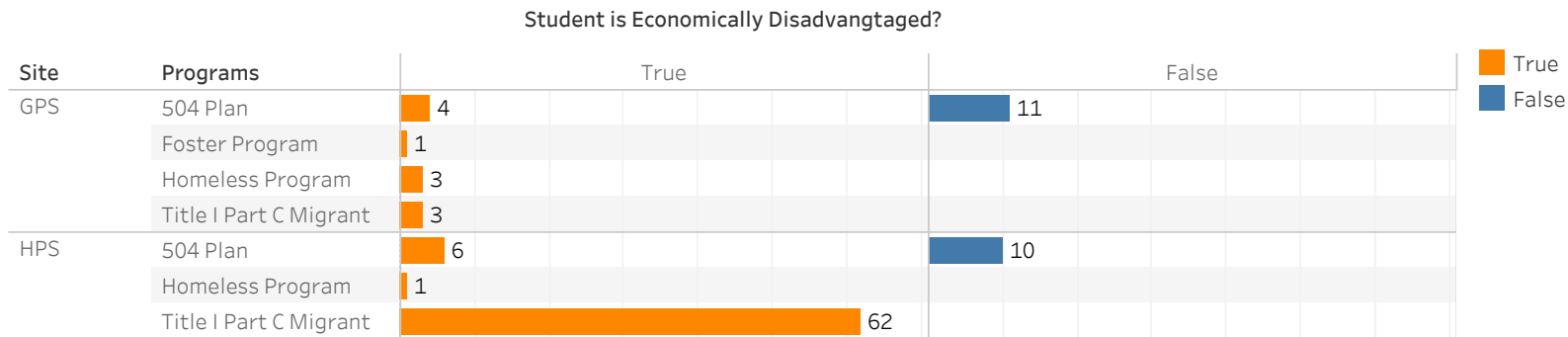
Percent



Economically Disadvantaged Status by Program (SED)

Is there a correlation between program participation and socio-economic designation?

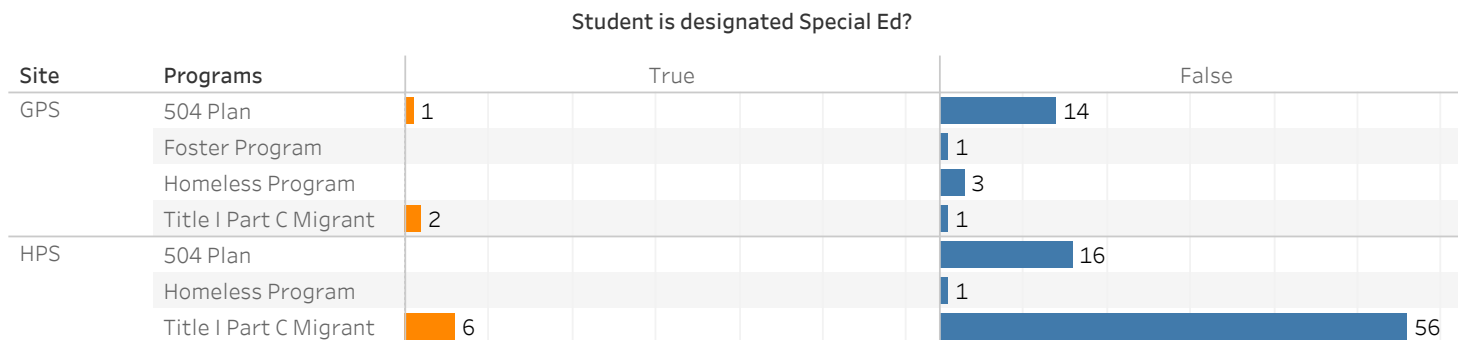
Count



Special Education Status by Program (SPED)

Is there a correlation between program participation and SPED designation?

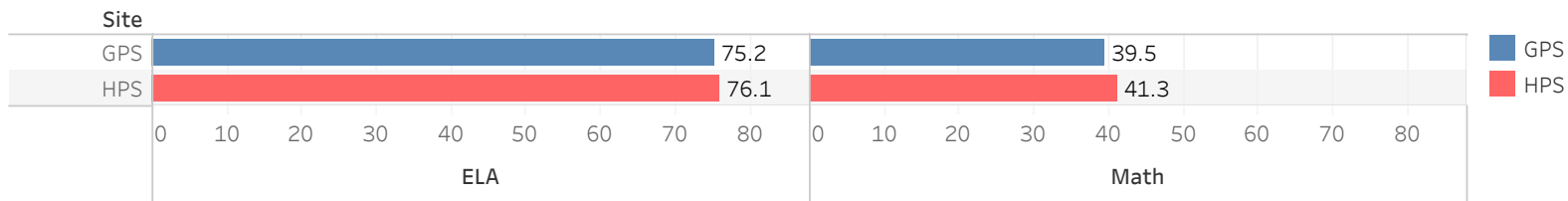
Count



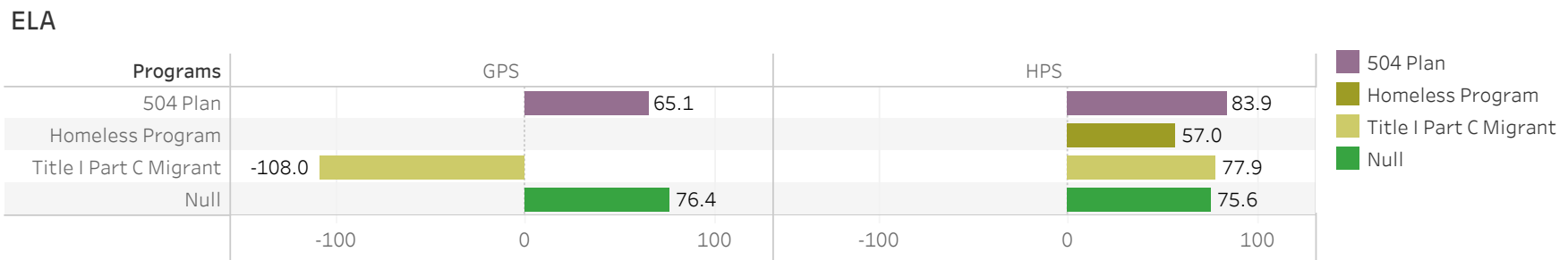
SBA 2018 (SBAC) Administered in Grades 3-8

Distance from Standard Met: All Students

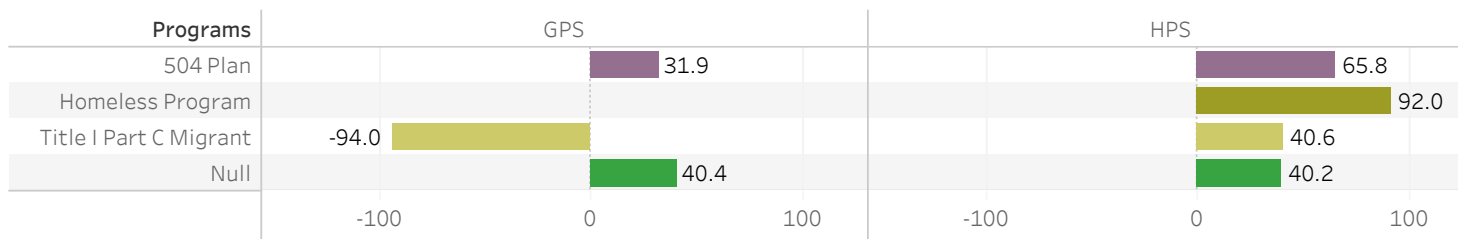
ELA and Math



Distance from Standard Met by Program



Math



SBAC 2018

Distance from Standard Met by Race

ELA

Site	Asian	Black or AA	Hispanic	Two or More	White
GPS	130.3	143.0	57.6	138.8	107.1
HPS	174.8		71.2	117.5	95.2

Math

Site	Asian	Black or AA	Hispanic	Two or More	White
GPS	112.4	48.0	20.7	129.3	69.5
HPS	124.0		38.2	56.0	51.8

