


# AIMS College Prep Middle School Board Report

March 2023

Natalie Glass  
Head of School



# Number Of Students By Grade Level

Grade Level	Number of Students
6th	134
7th	153
8th	143

# ADA

## American Indian Public Charter School II 114363

Run Date/Time: **04/13/23 05:25 PM**

02/27/2023 to 03/24/2023 =20 days

### All Students

Grade Level	Carry Fwd	Gain	Loss	Ending	Actual Days	OffTrack	Days N/E	Days Ineligible	Days Absent	Days Attd	ADA	ADA %
6	72	0	1	71	1440	0	12	0	101.00	1327.00	66.35	92.93 %
<b>SubTotal</b>	<b>72</b>	<b>0</b>	<b>1</b>	<b>71</b>	<b>1440</b>	<b>0</b>	<b>12</b>	<b>0</b>	<b>101.00</b>	<b>1327.00</b>	<b>66.35</b>	<b>92.93 %</b>
7	75	0	0	75	1500	0	0	0	82.00	1418.00	70.90	94.53 %
8	65	0	0	65	1300	0	0	0	67.00	1233.00	61.65	94.85 %
<b>SubTotal</b>	<b>140</b>	<b>0</b>	<b>0</b>	<b>140</b>	<b>2800</b>	<b>0</b>	<b>0</b>	<b>0</b>	<b>149.00</b>	<b>2651.00</b>	<b>132.55</b>	<b>94.68 %</b>
<b>Grand Total</b>	<b>212</b>	<b>0</b>	<b>1</b>	<b>211</b>	<b>4240</b>	<b>0</b>	<b>12</b>	<b>0</b>	<b>250.00</b>	<b>3978.00</b>	<b>198.90</b>	<b>94.09 %</b>

# LCAP- GOAL PROGRESS & ADVISORY MEETING MINUTES SUMMARY

## **Goals On Track For Completion:**

Goal 1 - Academics and Curriculum- On Track

Goal 2 - Instruction, Development, and Support- On Track

Goal 3 - Measurement of Data- On Track

Goal 4 - School Culture and Climate- On Track

# SPSA- LCAP- GOAL PROGRESS & SSC MINUTES SUMMARY

## Goals On Track For Completion:

Goal 1 - Academics and Curriculum  
ELA, Math, History, and Science

Goal 2 - Instruction Development & Support

- Lesson Plan, CCSS PD, and ELD PD

Goal 3 - Closing the Achievement Gap with High Expectations for All

- Individual Online Learning Programs - IXL ,ALEKS, Academic Saturday School, After School Tutoring.

Goal 4 - Increase Rate of Students Participating in Afterschool Program

- ASES - BACR After School Program

# POSITION REPORT

## NUMBER OF VACANCIES BY POSITION as of March 2023

UPC	Name	Stage	Cleared to Start	Date
IAII0001	Taylor, Kenneth	Compliance	n/a	02/23/2023
UPC	Vacancies			
ARTCH0001	MSR G1 Art Teacher	Posted	n/a	02/23/2023
HCLKIII0001	Health Clerk III	Posted	n/a	02/23/2023
IAI0001	IA I	Posted	n/a	02/23/2023
IAI0003	IA I	Posted	n/a	02/23/2023
IAI0004	IA I	Posted	n/a	02/23/2023
IAII0002	IA II	Posted	n/a	02/23/2023
IAII0003	IA II	Posted	n/a	02/23/2023
IAII0004	IA II	Posted	n/a	02/23/2023
MIDTCH0003	Teacher	Posted	n/a	02/23/2023
MIDTCH0015	Teacher	Posted	n/a	02/23/2023
MIDTCH0019	Teacher	Posted	n/a	02/23/2023
PETCH0006	Physical Education Teacher	Posted	n/a	02/23/2023

- Hired 8th Grade ELA Teacher
- Onboarding an IA

# ACADEMIC BASELINE DATA MATH



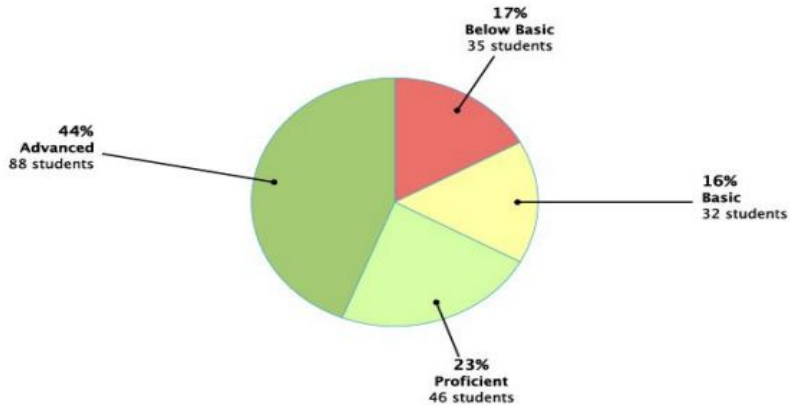
## Proficiency Summary Report

SCHOOL: AIPCS II - MIDDLE SCHOOL

Time Period: 08/09/21 – 06/15/22



Total Students: 201



### KEY

- Advanced 44%, 88 students
- Proficient 23%, 46 students
- Basic 16%, 32 students
- Below Basic 17%, 35 students

### YEAR-END PROFICIENCY RANGES

Grade K	9-117Q	Grade 5	645-771Q	Grade 10	1216-1248Q
Grade 1	117-232Q	Grade 6	785-890Q	Grade 11	1216-1248Q
Grade 2	271-382Q	Grade 7	881-970Q	Grade 12	1216-1248Q
Grade 3	381-545Q	Grade 8	1001-1089Q		
Grade 4	534-629Q	Grade 9	1133-1214Q		

### USING THE DATA

#### Purpose:

This report shows the math performance of students within a district, school, grade, or for an individual teacher, class, or group.

#### Follow-Up:

Identify districts or schools that are not showing adequate growth over time. Contact principals or other administrators to discuss strategies for maximizing the performance of students in their schools.



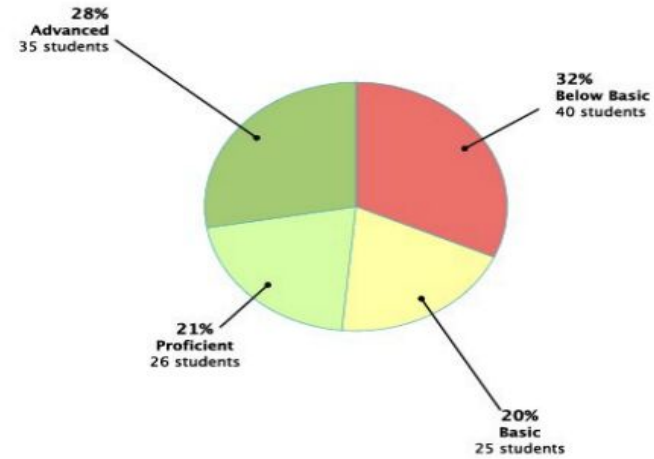
## Proficiency Summary Report

SCHOOL: AIPCS I

Time Period: 08/09/21 – 06/30/22



Total Students: 126



### KEY

- Advanced 28%, 35 students
- Proficient 21%, 26 students
- Basic 20%, 25 students
- Below Basic 32%, 40 students

### YEAR-END PROFICIENCY RANGES

Grade K	9-117Q	Grade 5	645-771Q	Grade 10	1216-1248Q
Grade 1	117-232Q	Grade 6	785-890Q	Grade 11	1216-1248Q
Grade 2	271-382Q	Grade 7	881-970Q	Grade 12	1216-1248Q
Grade 3	381-545Q	Grade 8	1001-1089Q		
Grade 4	534-629Q	Grade 9	1133-1214Q		

### USING THE DATA

#### Purpose:

This report shows the math performance of students within a district, school, grade, or for an individual teacher, class, or group.

#### Follow-Up:

Identify districts or schools that are not showing adequate growth over time. Contact principals or other administrators to discuss strategies for maximizing the performance of students in their schools.

# ACADEMIC BASELINE DATA ELA



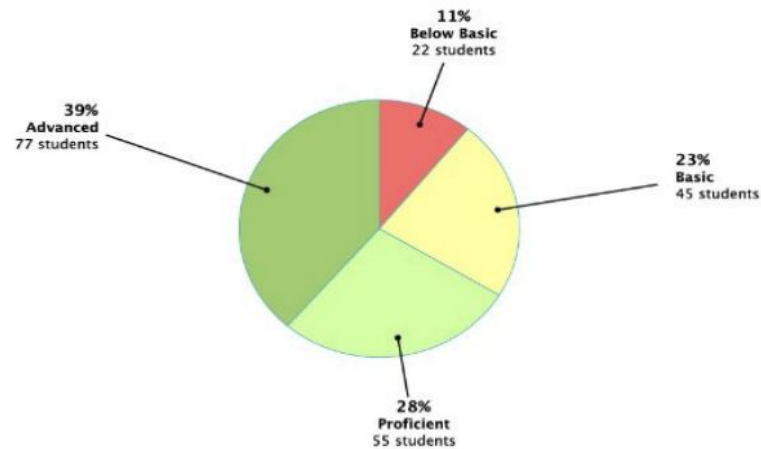
## Proficiency Summary Report

SCHOOL: AIPCS II - MIDDLE SCHOOL

Time Period: 08/09/21 – 06/15/22



Total Students: 199



### KEY

- Advanced 39%, 77 students
- Proficient 28%, 55 students
- Basic 23%, 45 students
- Below Basic 11%, 22 students

### YEAR-END PROFICIENCY RANGES

Grade 1	190-530L	Grade 5	830-1010L	Grade 9	1050-1260L
Grade 2	420-650L	Grade 6	925-1070L	Grade 10	1080-1335L
Grade 3	520-820L	Grade 7	970-1120L	Grade 11	1185-1385L
Grade 4	740-940L	Grade 8	1010-1185L	Grade 12	1185-1385L

### USING THE DATA

#### Purpose:

This report shows the reading performance of students within a district, school, grade, or for an individual teacher, class, or group.

#### Follow-Up:

Identify districts or schools that are not showing adequate growth over time. Contact principals or other administrators to discuss strategies for maximizing the performance of students in their schools.



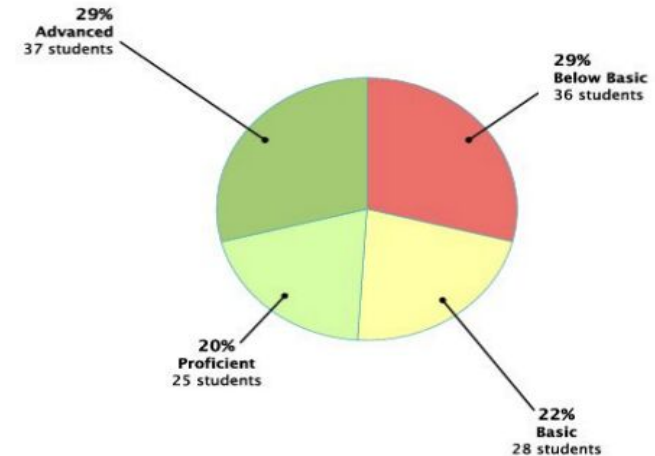
## Proficiency Summary Report

SCHOOL: AIPCS I

Time Period: 08/09/21 – 06/30/22



Total Students: 126



### KEY

- Advanced 29%, 37 students
- Proficient 20%, 25 students
- Basic 22%, 28 students
- Below Basic 29%, 36 students

### YEAR-END PROFICIENCY RANGES

Grade 1	190-530L	Grade 5	830-1010L	Grade 9	1050-1260L
Grade 2	420-650L	Grade 6	925-1070L	Grade 10	1080-1335L
Grade 3	520-820L	Grade 7	970-1120L	Grade 11	1185-1385L
Grade 4	740-940L	Grade 8	1010-1185L	Grade 12	1185-1385L

### USING THE DATA

#### Purpose:

This report shows the reading performance of students within a district, school, grade, or for an individual teacher, class, or group.

#### Follow-Up:

Identify districts or schools that are not showing adequate growth over time. Contact principals or other administrators to discuss strategies for maximizing the performance of students in their schools.



# KEY ACADEMIC FOCUS THIS MONTH

- The academic focus this month is SBAC prep, and benchmarks.
- Teachers are using the 3 chosen checks for understanding and implementing it the classroom.
- Teachers will disaggregate data from SRI, SMI and Orange Benchmark Assessments to review data.
- Teachers will use data to plan and strategize academic intervention support.
- Teachers will use board configuration to show CCSS, learning objectives, 3 checking for understandings, formative assessment and learning outcomes.
- Teachers will receive additional trainings on social emotional learning (SEL)

# ONE STUDENT CELEBRATION

Middle School Spring  
Glow in the Dark Dance



# ONE STAFF CELEBRATION

- Welcome new middle school staff, Ms. Ammnah Babikir, 8th Grade ELA and History Teacher

# ONE PARENT CELEBRATION

NA