


(Data and Academic Performance) Board Report November 2022)

(Christopher Ahmad and Adria Bani)



Assessment Schedule

Illuminate DNA
<i>Benchmark Assessment Schedule</i>
Orange Interim Assessment: October 2022
Green Interim Assessment: December 2022
Pink Interim Assessment: February 2023
Blue Instructional Period: March 2023
<i>Scholastic Math Inventory and Reading Inventory</i>
Scholastic Reading/Math Inventory Test 1: September 26th-30th
Scholastic Reading/Math Inventory Test 2: November 7th-10th
Scholastic Reading/Math Inventory Test 3: January 9th-13th
Scholastic Reading/Math Inventory Test 4: February 21st-24th
Scholastic Reading/Math Inventory Test 5: April 11th-14th
Scholastic Reading/Math Inventory Test 6: June (NO MAY because of CAASPP Testing)
<i>CAASPP/SBAC Interim</i>
Interim ELA, Math, and Performance Tasks - Early April 2023

Recent SBAC/CAASPP DATA (AIPCS II Grades 3-8)

2021-2022 Results

School: AIMS College Prep Elementary

CDS Code: 01-61259-0114363 | County: Alameda | District: AIMS College Prep Elementary

Report Options

Year:

2021-22

Grade:

All Grades

Student Group:

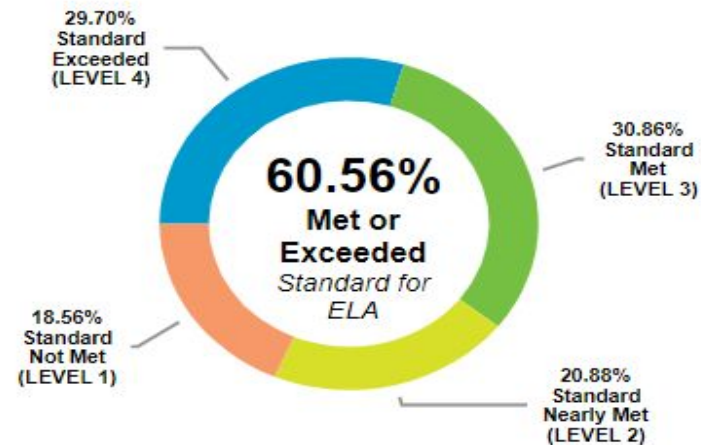
All Students (Default)

School Type:

All Schools

ELA

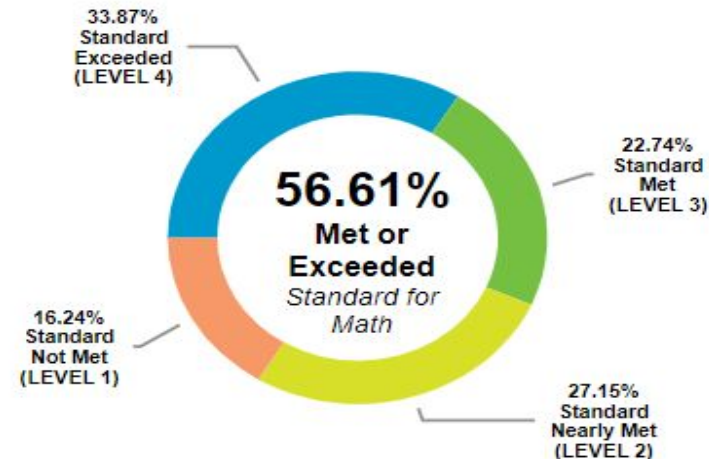
Percent of students within each achievement level



[VIEW ELA DETAILED TEST RESULTS](#)

Mathematics

Percent of students within each achievement level



[VIEW MATH DETAILED TEST RESULTS](#)

AIPCS II Grades 3-8 Comparison to Previous Year

2021-2022 Results

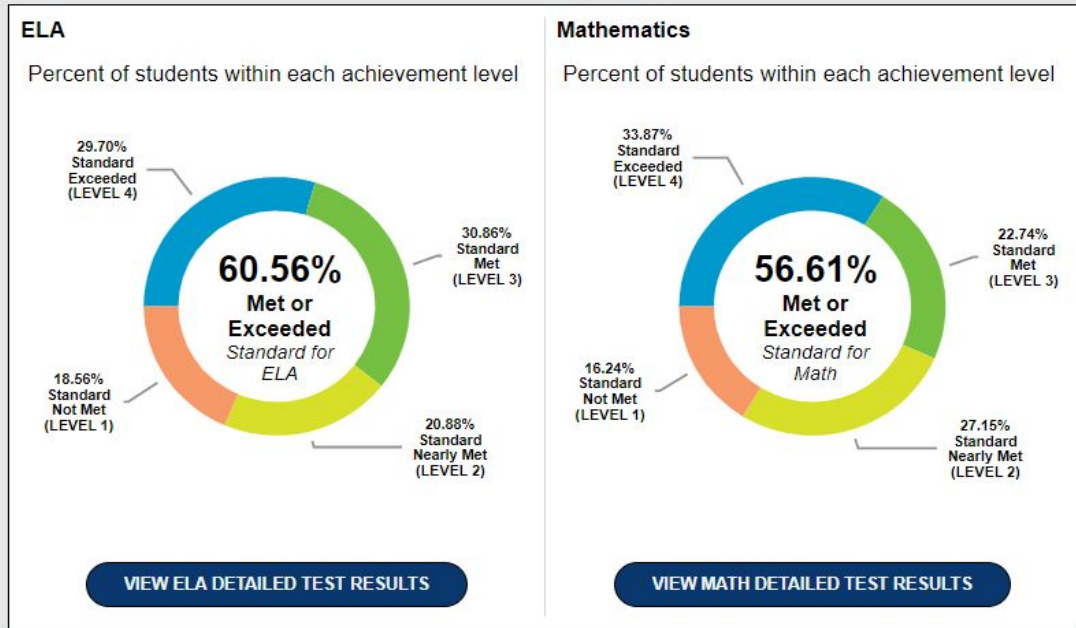
2020-2021 Results

School: AIMS College Prep Elementary

CDS Code: 01-61259-0114363 | County: Alameda | District: AIMS College Prep Elementary

Report Options

Year: 2021-22 | Grade: All Grades | Student Group: All Students (Default) | School Type: All Schools



ELA: -0.13%

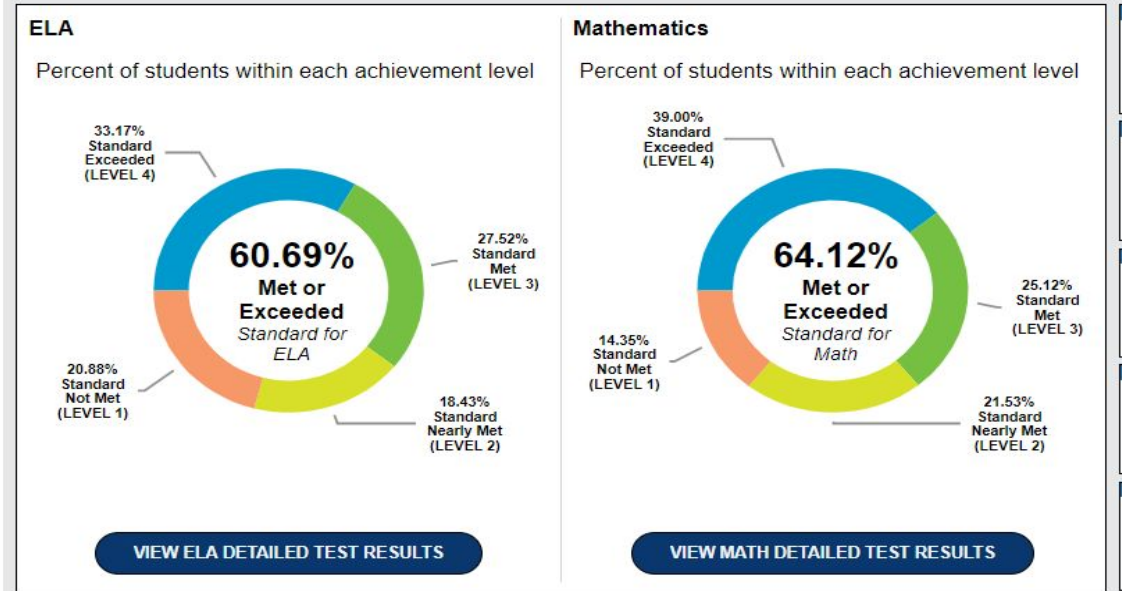
School: American Indian Public Charter II

CDS Code: 01-61259-0114363 | County: Alameda | District: American Indian Public Charter II

Report Options

Year: 2020-21 | Grade: All Grades | Student Group: All Students (Default) | School Type: All Schools

PLEASE NOTE: Due to factors surrounding the novel coronavirus (COVID-19) pandemic, testing participation in 2020-21 varied. Care should be taken when comparing results to previous years.



Math: -7.51%

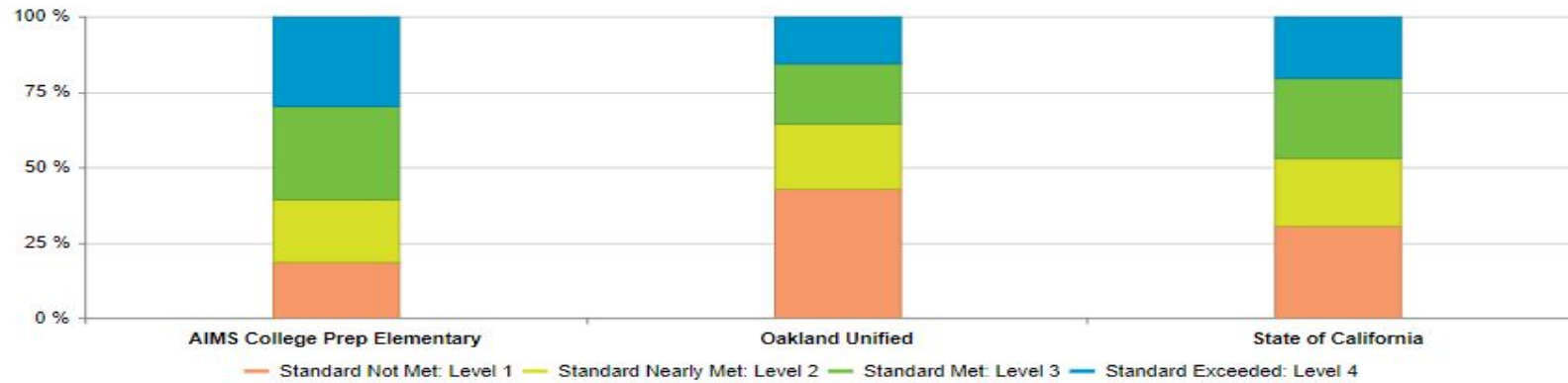
(ELA) AIPCS II Grades 3-8 vs. OUSD and State

2021–22 Overall Achievement - All Grades
Results for All Students

ENGLISH LANGUAGE ARTS/LITERACY

▼ Data Detail - All Students (accessible data)

2021–22 Achievement Level Distribution - All Grades



In order to protect student privacy, an asterisk () will be displayed instead of a number on test results where 10 or fewer students had tested. "N/A" will be displayed instead of a number on test results where no data is found for the specific report.*

[English Language Arts/Literacy Achievement Level Descriptors](#)

[English Language Arts/Literacy Scale Score Ranges](#)

Overall Achievement

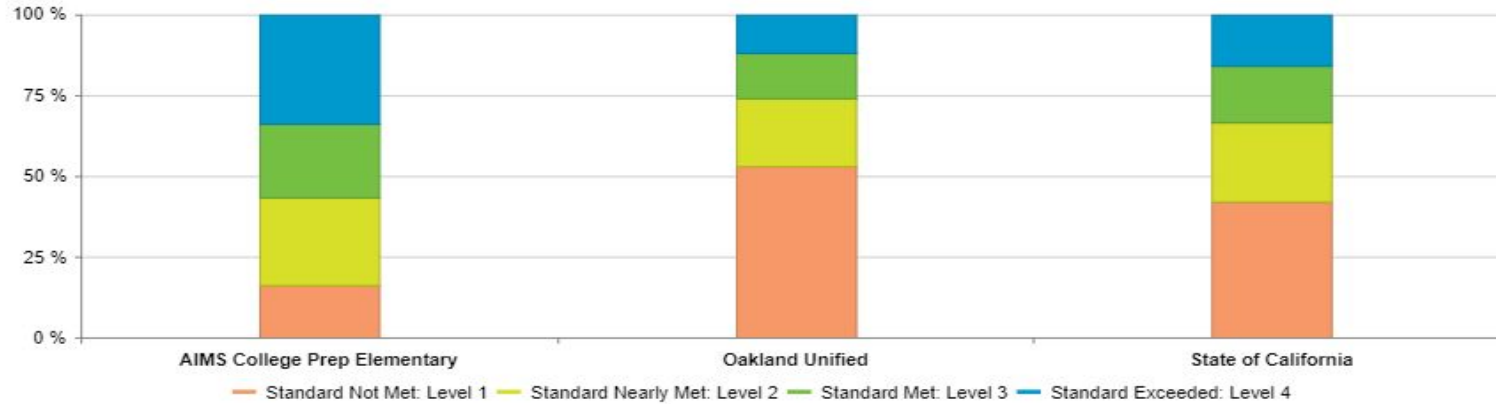
Achievement Level	AIMS College Prep Elementary	Oakland Unified	State of California
Mean Scale Score	N/A	N/A	N/A
Standard Exceeded: Level 4 ^(*)	29.70 %	15.43 %	20.50 %
Standard Met: Level 3 ^(*)	30.86 %	19.90 %	26.56 %
Standard Nearly Met: Level 2 ^(*)	20.88 %	21.53 %	22.62 %
Standard Not Met: Level 1 ^(*)	18.56 %	43.14 %	30.33 %

(Math) AIPCS II Grades 3-8 vs. OUSD and State

MATHEMATICS

▼ Data Detail - All Students (accessible data)

2021–22 Achievement Level Distribution - All Grades



In order to protect student privacy, an asterisk () will be displayed instead of a number on test results where 10 or fewer students had tested. "N/A" will be displayed instead of a number on test results where no data is found for the specific report.*

[Mathematics Achievement Level Descriptors](#)

[Mathematics Scale Score Ranges](#)

Overall Achievement

Achievement Level	AIMS College Prep Elementary	Oakland Unified	State of California
Mean Scale Score	N/A	N/A	N/A
Standard Exceeded: Level 4	33.87 %	12.10 %	16.06 %
Standard Met: Level 3	22.74 %	13.77 %	17.32 %
Standard Nearly Met: Level 2	27.15 %	21.08 %	24.66 %
Standard Not Met: Level 1	16.24 %	53.05 %	41.96 %

Recent SBAC/CAASPP DATA (AIMS Middle School Grades 6-8)

2021-2022 Results

School: AIMS College Prep Middle

CDS Code: 01-61259-6113807 | County: Alameda | District: AIMS College Prep Middle

Report Options

Year:

2021-22

Grade:

All Grades

Student Group:

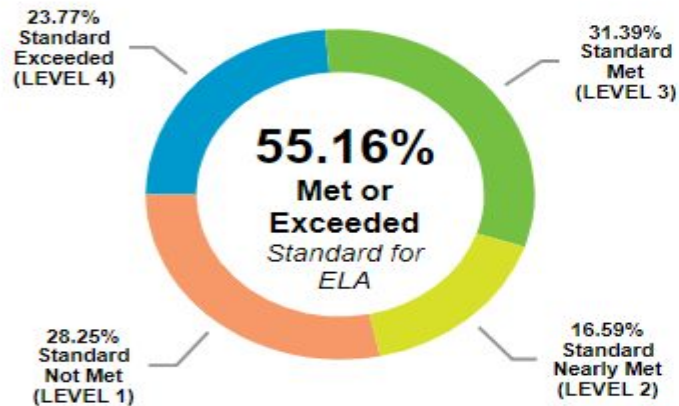
All Students (Default)

School Type:

All Schools

ELA

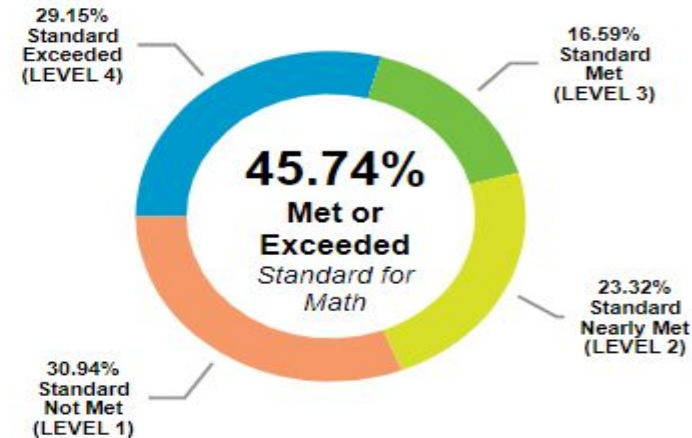
Percent of students within each achievement level



[VIEW ELA DETAILED TEST RESULTS](#)

Mathematics

Percent of students within each achievement level



[VIEW MATH DETAILED TEST RESULTS](#)

AIMS Middle School Grades 6-8 Comparison to Previous Year

2021-2022 Results

School: AIMS College Prep Middle

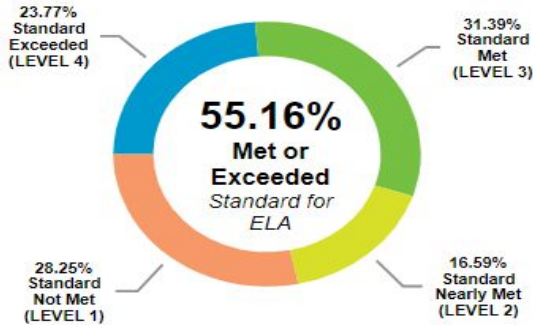
CDS Code: 01-61259-6113807 | County: Alameda | District: AIMS College Prep Middle

Report Options

Year: 2021-22 | Grade: All Grades | Student Group: All Students (Default) | School Type: All Schools

ELA

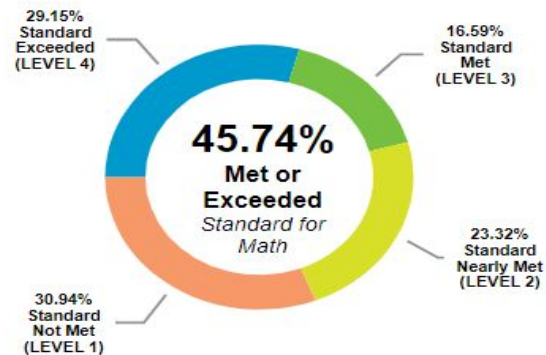
Percent of students within each achievement level



[VIEW ELA DETAILED TEST RESULTS](#)

Mathematics

Percent of students within each achievement level



[VIEW MATH DETAILED TEST RESULTS](#)

ELA: +1.04%

2020-2021 Results

School: AIMS College Prep Middle

CDS Code: 01-61259-6113807 | County: Alameda | District: AIMS College Prep Middle

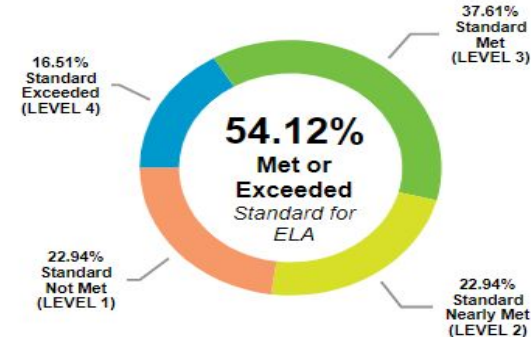
Report Options

Year: 2020-21 | Grade: All Grades | Student Group: All Students (Default) | School Type: All Schools

PLEASE NOTE: Due to factors surrounding the novel coronavirus (COVID-19) pandemic, testing participation in 2020-21 varied. Care should be taken when interpreting these results.

ELA

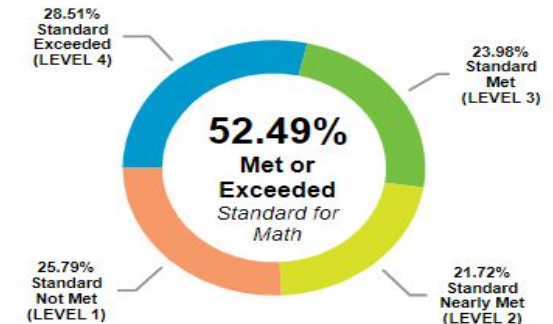
Percent of students within each achievement level



[VIEW ELA DETAILED TEST RESULTS](#)

Mathematics

Percent of students within each achievement level



[VIEW MATH DETAILED TEST RESULTS](#)

Math: -6.75%

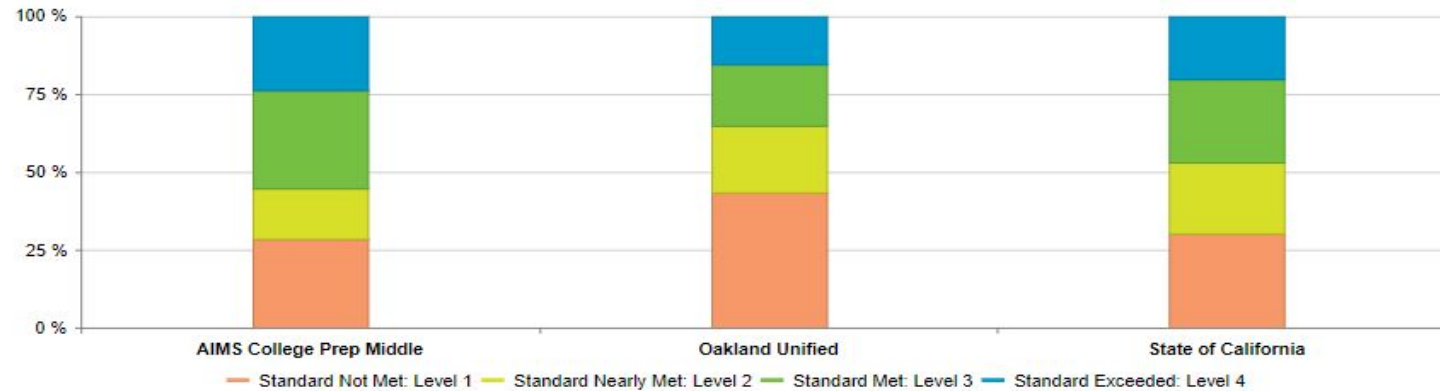
(ELA) AIMS Middle School Grades 6-8 vs. OUSD and State

2021–22 Overall Achievement - All Grades
Results for All Students

ENGLISH LANGUAGE ARTS/LITERACY

▼ Data Detail - All Students (accessible data)

2021–22 Achievement Level Distribution - All Grades



In order to protect student privacy, an asterisk () will be displayed instead of a number on test results where 10 or fewer students had tested. "N/A" will be displayed instead of a number on test results where no data is found for the specific report.*

[English Language Arts/Literacy Achievement Level Descriptors](#)

[English Language Arts/Literacy Scale Score Ranges](#)

Overall Achievement

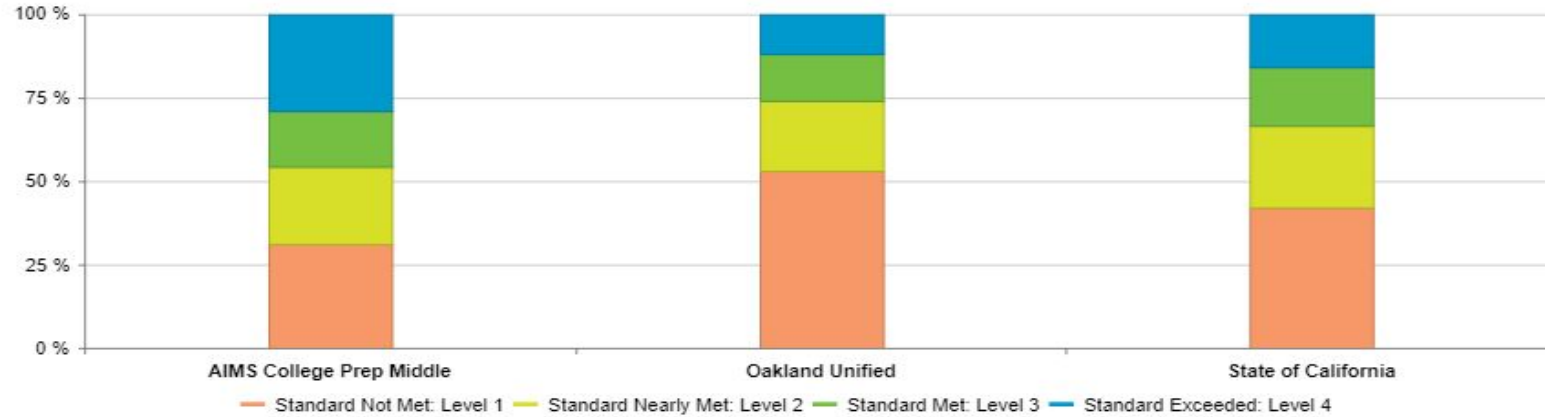
Achievement Level	AIMS College Prep Middle	Oakland Unified	State of California
Mean Scale Score	N/A	N/A	N/A
Standard Exceeded: Level 4 ^(*)	23.77 %	15.43 %	20.50 %
Standard Met: Level 3 ^(*)	31.39 %	19.90 %	26.56 %
Standard Nearly Met: Level 2 ^(*)	16.59 %	21.53 %	22.62 %
Standard Not Met: Level 1 ^(*)	28.25 %	43.14 %	30.33 %

(Math) AIMS Middle School Grades 6-8 vs. OUSD and State

MATHEMATICS

▼ Data Detail - All Students (accessible data)

2021–22 Achievement Level Distribution - All Grades



In order to protect student privacy, an asterisk () will be displayed instead of a number on test results where 10 or fewer students had tested. "N/A" will be displayed instead of a number on test results where no data is found for the specific report.*

[Mathematics Achievement Level Descriptors](#)
[Mathematics Scale Score Ranges](#)

Overall Achievement

Achievement Level	AIMS College Prep Middle	Oakland Unified	State of California
Mean Scale Score	N/A	N/A	N/A
Standard Exceeded: Level 4	29.15 %	12.10 %	16.06 %
Standard Met: Level 3	16.59 %	13.77 %	17.32 %
Standard Nearly Met: Level 2	23.32 %	21.08 %	24.66 %
Standard Not Met: Level 1	30.94 %	53.05 %	41.96 %

Recent SBAC/CAASPP DATA (AIMS High School Grades 9-12)

School: AIMS College Prep High

CDS Code: 01-61259-0111856 | County: Alameda | District: AIMS College Prep High

2021-2022 Results

Report Options

Year:

2021-22

Grade:

All Grades

Student Group:

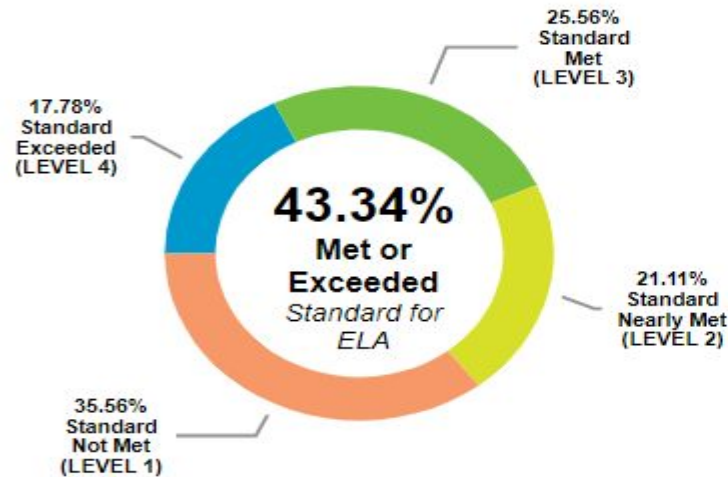
All Students (Default)

School Type:

All Schools

ELA

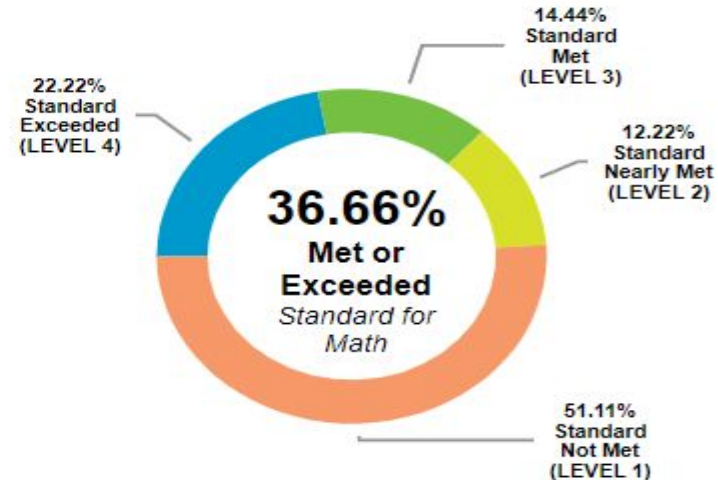
Percent of students within each achievement level



[VIEW ELA DETAILED TEST RESULTS](#)

Mathematics

Percent of students within each achievement level



[VIEW MATH DETAILED TEST RESULTS](#)

AIMS High School Grades 9-12 Comparison to Previous Year

2021-2022 Results

2020-2021 Results

School: AIMS College Prep High

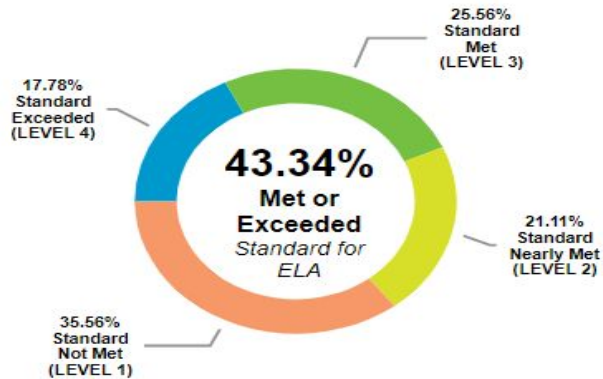
CDS Code: 01-61259-0111856 | County: Alameda | District: AIMS College Prep High

Report Options

Year: 2021-22 | Grade: All Grades | Student Group: All Students (Default) | School Type: All Schools

ELA

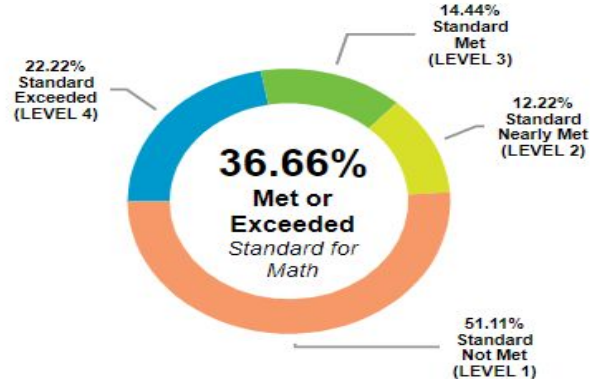
Percent of students within each achievement level



[VIEW ELA DETAILED TEST RESULTS](#)

Mathematics

Percent of students within each achievement level



[VIEW MATH DETAILED TEST RESULTS](#)

ELA: -7.45%

School: AIMS College Prep High

CDS Code: 01-61259-0111856 | County: Alameda | District: AIMS College Prep High

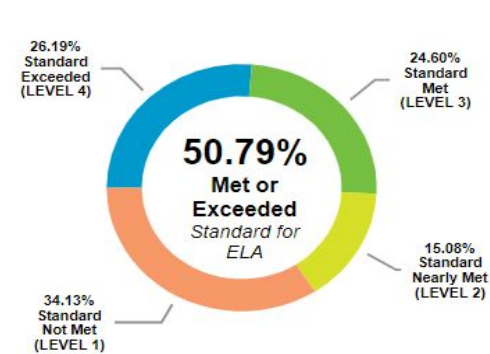
Report Options

Year: 2020-21 | Grade: All Grades | Student Group: All Students (Default) | School Type: All Schools

PLEASE NOTE: Due to factors surrounding the novel coronavirus (COVID-19) pandemic, testing participation in 2020-21 varied. Care should be taken when interpreting these results.

ELA

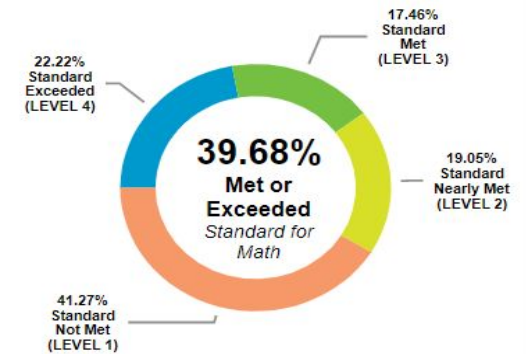
Percent of students within each achievement level



[VIEW ELA DETAILED TEST RESULTS](#)

Mathematics

Percent of students within each achievement level



[VIEW MATH DETAILED TEST RESULTS](#)

Math: -3.02%

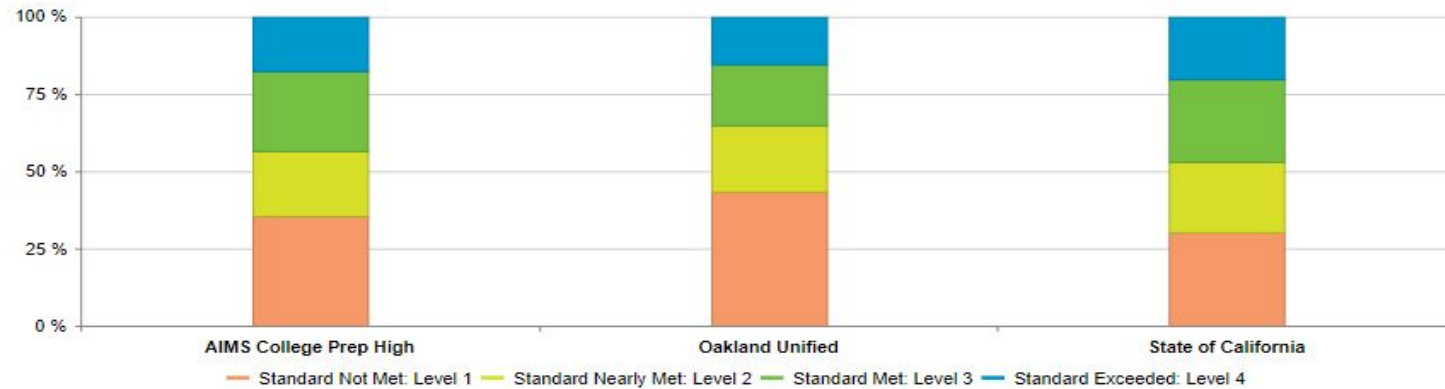
(ELA) AIMS High School Grades 9-12 vs. OUSD and State

2021–22 Overall Achievement - All Grades
Results for All Students

ENGLISH LANGUAGE ARTS/LITERACY

▼ Data Detail - All Students (accessible data)

2021–22 Achievement Level Distribution - All Grades



In order to protect student privacy, an asterisk () will be displayed instead of a number on test results where 10 or fewer students had tested. "N/A" will be displayed instead of a number on test results where no data is found for the specific report.*

[English Language Arts/Literacy Achievement Level Descriptors](#)

[English Language Arts/Literacy Scale Score Ranges](#)

Overall Achievement

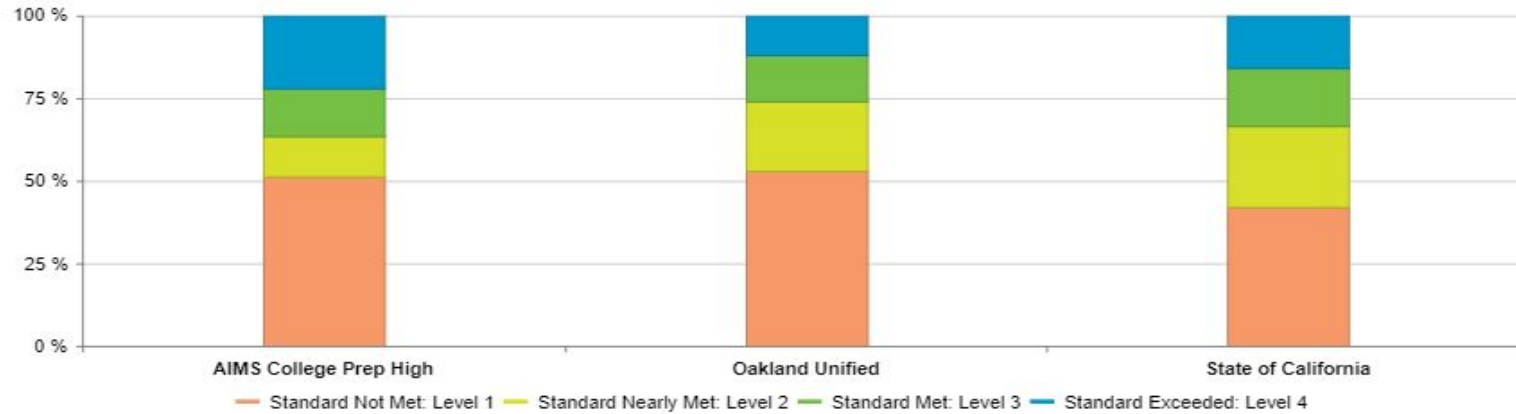
Achievement Level	AIMS College Prep High	Oakland Unified	State of California
Mean Scale Score	N/A	N/A	N/A
Standard Exceeded: Level 4 ⁽¹⁾	17.78 %	15.43 %	20.50 %
Standard Met: Level 3 ⁽¹⁾	25.56 %	19.90 %	26.56 %
Standard Nearly Met: Level 2 ⁽¹⁾	21.11 %	21.53 %	22.62 %
Standard Not Met: Level 1 ⁽¹⁾	35.56 %	43.14 %	30.33 %

(MATH) AIMS High School Grades 9-12 vs. OUSD and State

MATHEMATICS

▼ Data Detail - All Students (accessible data)

2021–22 Achievement Level Distribution - All Grades



In order to protect student privacy, an asterisk () will be displayed instead of a number on test results where 10 or fewer students had tested. "N/A" will be displayed instead of a number on test results where no data is found for the specific report.*

[Mathematics Achievement Level Descriptors](#)

[Mathematics Scale Score Ranges](#)

Overall Achievement

Achievement Level	AIMS College Prep High	Oakland Unified	State of California
Mean Scale Score	N/A	N/A	N/A
Standard Exceeded: Level 4 ^(*)	22.22 %	12.10 %	16.06 %
Standard Met: Level 3 ^(*)	14.44 %	13.77 %	17.32 %
Standard Nearly Met: Level 2 ^(*)	12.22 %	21.08 %	24.66 %
Standard Not Met: Level 1 ^(*)	51.11 %	53.05 %	41.96 %

Most Recent Scholastic ELA and Math Results as of 11/18/2022

1			
2			
3	AIMS Elementary	SRI ELA	SMI Math
4	Grades K-5	54.80%	62.10%
5			
6	AIPCS II	SRI ELA	SMI Math
7	Grades 6-8	59.80%	45.90%
8			
9	AIMS Middle School	SRI ELA	SMI Math
10	Grades 6-8	46.20%	35.70%
11			
12	AIMS High School	SRI ELA	SMI Math
13	Grades 9-12	55.60%	22.10%
14			
15			

Common CFUs

Checks for Understanding 2022-2023 ☆ 📁 ☁

File Edit View Insert Format Data Tools Extensions Help [Last edit was seconds ago](#)

100% \$ % .0 .00 123 Default (Ari... 10 B I S A ↻ E

F14:G14 fx

	A	B
1	Elementary	
2	1.)	Whiteboards
3	2.)	K-W-L
4	3.)	Three-Two-One!
5		
6	Middle School	
7	1.)	Whiteboards
8	2.)	Two-Minute Summary
9	3.)	Teach Your Peers
10		
11	High School	
12	1.)	Whiteboards
13	2.)	Two-Minute Summary
14	3.)	Teach Your Peers
15		
16		
17		
18		
19		

CBK UPDATE

-Our CBK Coordinator left AIMS

-We have created a post looking for a new College Bound Kids Coordinator

ELD UPDATE (from October)

- We now have an ELD Aide providing small group instruction for EL students
- We completed Title III purchases for the September 2021 - September 2022 grant period
- We completed our application for 22-23 Title III funds
- We completed one ELAC and one DELAC meeting and are now creating the calendar for all ELAC/DELAC meetings this year
- We have been unable to complete Initial ELPAC testing due to enrollment data and CALPADS issues. We just got access to begin November 14th. We got most testing completed in one week. Will need to be completed after break.
- We have created an ELD page for the AIMS website which Communications has published

CELEBRATIONS AND SUCCESSES

- State test scores were officially released to the public on 10/24. For the most part, we are doing better than the state and district.
- Classes are now getting bright and colorful pie graphs for their data walls and will be using it to track proficiency and growth