


# AIMS College Prep High School

June 28, 2022

Maurice Williams, Head of School



# Student Demographics - Ethnicity and Gender

## School Demographics By Ethnicity:

(100) AMERICAN INDIAN OR ALASKA NATIVE	0
(200) ASIAN	197
(300) NATIVE HAWAIIAN/OTHER PAC ISLAND	0
(600) BLACK OR AFRICAN AMERICAN	132
(700) WHITE	28
(500) HISPANIC	78
Multi	11

## School Demographics By Gender:

FEMALE	216
MALE	230
TOTAL	446

# Student Demographics - Primary Language Group

		9th		10th		11th		12th	
Category	Totals	Male	Females	Male	Females	Male	Females	Male	Females
Asian	197	29	28	16	28	26	10	34	26
American Indian / Alaska Native	0	0	0	0	0	0	0	0	0
Native Hawaiian / Pacific Islander	0	0	0	0	0	0	0	0	0
Black / African American	132	21	23	14	10	15	16	13	20
White	28	2	6	3	5	3	2	4	3
Hispanic	78	11	9	12	12	11	7	8	8
Two or More Races	11	5	2	2	1	1	0	0	0
Unspecified	0	0	0	0	0	0	0	0	0
<b>Total # by Gender</b>	<b>Male - 230 Female - 216</b>	<b>68</b>	<b>68</b>	<b>47</b>	<b>56</b>	<b>56</b>	<b>35</b>	<b>59</b>	<b>57</b>
<b>Total # by Grade Level</b>	<b>446</b>	<b>136</b>		<b>103</b>		<b>91</b>		<b>116</b>	

# Attendance

Enrollment by Grade:

**Total Grades = 446**

**9th Grade = 136**

**10th Grade = 103**

**11th Grade = 91**

**12th Grade = 116**

End of Year ADA Percentage: **94.88%**

# LCAP Goals' Tracker

## Goals on Track For Completion:

- **LCAP Goals are on track for completion**

## Goals Facing Challenges For Completion:

**LCAP Goal 2.9:** Innovation and Design Thinking Intern goal has been eliminated and will become a standalone classroom that's taught by an credential teacher during the 22-23 school year.

# SPSA Goals

## Goals on Track For Completion:

- All SPSA Goals are on task for completion.

## Goals Facing Challenges For Completion:

- N/A

# Student Academic Performance

All 116 out of 116 AIMS HS Seniors graduated with A-G Completion

# Student Academic Performance

Students With GPA Between 3.0 - 3.49 By Ethnicity and Gender:

**69 / 446 (15.47%)**

Students With GPA Below 3.0 By Ethnicity and Gender:

**184 / 446 (41.25%)**

	2.99 and Below		3.0 - 3.49 GPA	
Ethnicity	Male	Females	Male	Females
Asian	26	16	13	10
Black / African American	28	33	11	11
White	10	10	3	5
Hispanic	28	23	4	5
Two or More Races	5	0	1	3



# Student Academic Performance

Students With GPA Between 3.5  
or above By Ethnicity and  
Gender:

**193/446 (43.27%)**

	3.5 - 4.00 GPA	
Ethnicity	Male	Females
Asian	62	59
Black / African American	25	27
White	2	3
Hispanic	6	7
Two or More Races	2	0

# Student Academic Performance

75 credit deficient students are currently enrolled at AIMS HS's Summer Credit Recovery.

17 Students are severely credit deficient and are receiving additional support from our academic department.

# Pandemic Reporting

Number of Students by Grade Level on Independent Studies: **6**

Number of In-person Students Diagnosed this Month With Covid 19: **1**

Number of In-person Staff Diagnosed this Month With Covid 19: **2**

# Restorative Justice

**Number of students in RJ:**


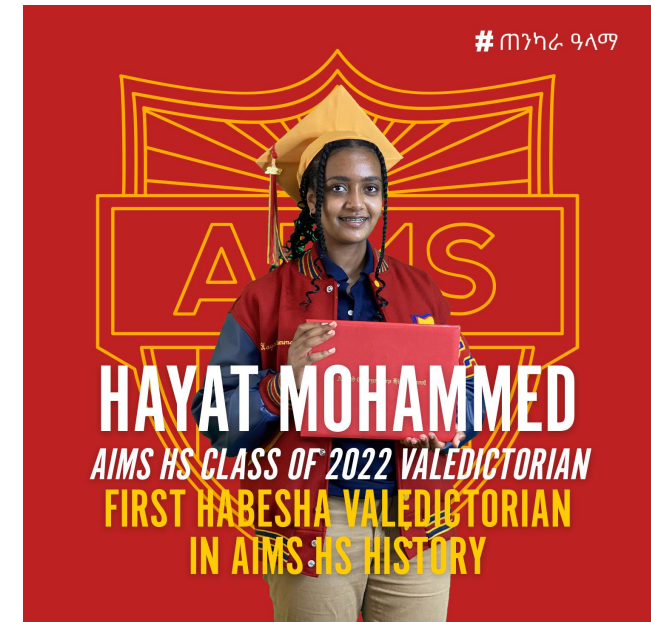
N/A

**Primary reason for RJ referral:**

N/A

# Historic Class

With 116 graduates, AIMS Celebrated its largest graduating class in school history. Hayat Mohammed was named as the school's first Habesha valedictorian and Carol Duong became the school's first sibling Salutatorians in school history.



# Thank you!

