



AIMS K-12 College Prep Charter District

AIMS Board Meeting

Date and Time

Tuesday April 26, 2022 at 6:30 PM PDT

Location

[Join Zoom Meeting](#)

ID: 87299115147

Passcode: 852028



[\(US\) +1 346-248-7799](#)

Passcode: 852028

[Click Here To Submit A Public Comment](#)

AIMS does not discriminate on the basis of disability in the admission or access to, or treatment or employment in, its programs or activities. Marisol Magana has been designated to receive requests for disability-related modifications or accommodations in order to enable individuals with disabilities to participate in open and public meetings at AIMS. Please notify Tiffany Tung at (510) 912-4045 at least 24 hours in advance of any disability accommodations being needed in order to participate in the meeting.

[Click Here To Submit A Public Comment](#)

Agenda

	Purpose	Presenter	Time
I. Opening Items			6:30 PM
Opening Items			
A. Call the Meeting to Order		Chris Edington	1 m
Board President will call the Board of Directors meeting to order.			
B. Record Attendance and Guests	Vote	Chris Edington	2 m
C. Adoption of Agenda	Vote	Chris Edington	2 m
AIMS Board Directors will adopt the AIMS Board of Directors Agenda.			
D. Public Comment on Agenda Items			10 m
Public Comment on Agenda Items is set aside for members of the Public to address the items on the Board's agenda prior to each agenda item. The Board of Directors will not respond or take action in response to Public Comment, except that the board may ask clarifying questions or direct staff. Comments are limited to two (2) minutes per person, and a total time allotted for all public comment will not exceed thirty (30) minutes (10 minutes per section).			
E. Public Comment on Non-Agenda Items			10 m
Public Comment on Non-Agenda Items is set aside for members of the Public to address the items not on the Board's agenda. The Board of Directors will not respond or take action in response to Public Comment, except that the board may ask clarifying questions or direct staff. Comments are limited to two (2) minutes per person, and a total time allotted for all public comment will not exceed thirty (30) minutes (10 minutes per section).			
II. Non-Action Items			6:55 PM
A. President's Report	FYI	Chris Edington	5 m

	Purpose	Presenter	Time
B. Governance Discussion		Jumoke Hinton-Hodge	
C. Superintendent's Report	FYI	Superintendent Woods-Cadiz	5 m
D. AIMS HS Report		Maurice Williams	5 m
E. AIMS MS Report		Riffat Akram	5 m
F. AIMS ES Report		Maryette Golden	5 m
G. Finance Report	FYI	CSMC	5 m
H. Operations Report	FYI	Interim Director Tung	5 m
I. ELD Report		Adria Banihashemi	
J. CBK Report		Matthew Gordan	5 m
III. Action Items			7:35 PM
A. Consent Calendar	Vote	Chris Edington	2 m
AIMS Board of Directors will consider approving Consent Calendar items			
<ol style="list-style-type: none"> 1. Texas Southern University Investiture 2. School Marketing 			
IV. Closed Session			7:37 PM
A. Public Comment on Closed Session Items	FYI		2 m
<p>Public Comment on closed session items is set aside for members of the Public to address items on the Board's agenda for closed session. The Board of Directors will not respond or take action in response to Public Comment, except that the board may ask clarifying questions or direct staff. Comments are limited to two (2) minutes per person, and a total time allotted for all public comment will not exceed thirty (30) minutes (10 minutes per section).</p>			
B. Recess to Closed Session	Discuss		45 m
Closed Session Items:			
<ol style="list-style-type: none"> 1. Conference with Real Property Negotiations 			

	Purpose	Presenter	Time
(Gov. Code Section 54956.9)			
2. Conference with Legal Counsel - Anticipated Litigation (Gov. Code Section 54956.9)			
3. Employee Matters			
4. Student Discipline Hearing			
C. Reconvene from Closed Session	Vote		2 m
Roll Call			
D. Report from Closed Session	FYI		3 m
- Board President, Mr. Chris Edington			
V. Closing Items			8:29 PM
A. Adjourn Meeting	FYI		
B. NOTICES	FYI	Chris Edington	1 m

The next regular meeting of the Board of Directors is scheduled to be held on May 17, at 6:30 pm. AIMS does not discriminate on the basis of disability in the admission or access to, or treatment or employment in, its programs or activities. .

I, superintendent, hereby certify that I posted this agenda on the AIMS website at www.aimsk12.org, on April 22, 2022, at 6:25 PM.

Certification of Posting

Coversheet

Superintendent's Report

Section: II. Non-Action Items
Item: C. Superintendent's Report
Purpose: FYI
Submitted by:
Related Material: Superintendent April 2022 Board Report.pdf

Superintendent Board Report

SUPERINTENDENT WOODS
APRIL 22, 2022



EDUCATIONAL MODEL

HIGH EXPECTATIONS

HIGH SUPPORT

FOCUS AND ORDER

SKILLFUL PRACTITIONERS

5-YEAR PRIORITY

1

Strengthen the AIMS academic program to ensure that all AIMS students including those new to AIMS are at proficient or advanced levels for their grade level

2

Maintain 100% college acceptance for AIMS HS students

3

Standardize the AIMS District culture at all AIMS schools as codified in the AIMS Standard document

4

Secure a long term facility AIMS HS

5

Build a pipeline of skillful leaders and teachers

April 2022 Report

5-YEAR PRIORITY

3

Standardize the AIMS District culture at all AIMS schools as codified in the AIMS Standard document

5

Build a pipeline of skillful leaders and teachers

3

Priority #3: Standardize the AIMS District culture at all AIMS schools as codified in the AIMS Standard document

**GOAL
1**

During the 2022-2023 school year the department of AIMS academic and cultural success will be formed. The purpose of this department will be to standardize the AIMS successful practices. This department will be staffed by leaders who have proven success at AIMS.

Progress as of 2022:

AIMS school are going through a quality review to identify our level of fidelity to the implementation of the AIMS Standard.

5

Priority #5: Build a pipeline of skillful leaders and teachers

**GOAL
1**

By December of 2022, AIMS will have submitted an application to provide a CTC authorized teacher credentialing program. By June of 2023 AIMS will enroll cohort one of the AIMS teacher preparation program.

Progress as of April 2022:

AIMS is now in partnership with Aliant University. Aliant will provide training for interns at a 15% tuition reduction for AIMS employees.

Celebrating AIMS Excellence:

AIMS College Prep High School Ranks 12th In The Nation

The Challenge Index is the oldest high school ranking system in the country, beginning in 1998 in both Newsweek and The Washington Post.

It is the only list that does not rely on test scores, which are more a measure of student family income than school quality. **It is also the only list that compares private and public schools.** It ranks high schools by a simple ratio: the number of Advanced Placement, International Baccalaureate or Cambridge tests given at a school each year, divided by the number of seniors who graduated that year.

Schools ranked no. **220 or above are in the top 1 percent of America's 22,000 high schools**, no. 440 or above are in the top 2 percent and so on.

Coversheet

AIMS HS Report

Section: II. Non-Action Items

Item: D. AIMS HS Report

Purpose:

Submitted by:


Related Material:

Copy of AIMS College Prep High School Board Report April - High School.pdf

AIMS College Prep High School

April 26, 2022

Maurice Williams, Head of School



Student Demographics - Ethnicity and Gender

School Demographics By Ethnicity:

(100) AMERICAN INDIAN OR ALASKA NATIVE	0
(200) ASIAN	197
(300) NATIVE HAWAIIAN/OTHER PAC ISLAND	0
(600) BLACK OR AFRICAN AMERICAN	132
(700) WHITE	28
(500) HISPANIC	78
Multi	11

School Demographics By Gender:

FEMALE	217
MALE	229
TOTAL	446

Student Demographics - Primary Language Group

		9th		10th		11th		12th	
Category	Totals	Male	Females	Male	Females	Male	Females	Male	Females
Asian	197	29	28	16	28	26	10	34	26
American Indian / Alaska Native	0	0	0	0	0	0	0	0	0
Native Hawaiian / Pacific Islander	0	0	0	0	0	0	0	0	0
Black / African American	132	21	23	14	10	15	16	13	20
White	28	2	6	3	5	3	2	4	3
Hispanic	78	11	9	12	12	10	8	8	8
Two or More Races	11	5	2	2	1	1	0	0	0
Unspecified	0	0	0	0	0	0	0	0	0
Total # by Gender	Male - 229 Female - 217	68	68	47	56	56	36	59	57
Total # by Grade Level	446	136		103		91		116	

Attendance

Enrollment by Grade:

Total Grades = 445

9th Grade = 136

10th Grade = 103

11th Grade = 90

12th Grade = 116

ADA Percentage: 93.55%

LCAP Goals' Tracker

Goals on Track For Completion:

- **LCAP Goals are on track for completion**

Goals Facing Challenges For Completion:

LCAP Goal 2.9: Innovation and Design Thinking Intern goal has been eliminated and will become a standalone classroom that's taught by an credential teacher during the 22-23 school year.

SPSA Goals

Goals on Track For Completion:

- All SPSA Goals are on task for completion.
- ELD iPads arrived in late February, due to supply chain issues.

Goals Facing Challenges For Completion:

- N/A

Student Academic Performance

Number of Students Not on Track For A-G Completion:

7 out of 117 Seniors = 5.98 %

- All credit deficient students have been enrolled in credit recovery courses since the start of the school year and are required to attend Saturday School
- Counseling Team has meet with these students and are monitoring their progress in real time
- Parent meetings are in progress for all of these students

Student Academic Performance

Students With GPA Between 3.0 - 3.49 By Ethnicity and Gender:
82 / 446 (18.39%)

Students With GPA Below 3.0 By Ethnicity and Gender:
143 / 446 (32.06%)

	2.99 and Below		3.0 - 3.49 GPA	
Ethnicity	Male	Females	Male	Females
Asian	23	13	17	12
Black / African American	22	20	16	13
White	7	7	4	3
Hispanic	28	19	8	5
Two or More Races	4	0	2	2

Student Academic Performance

Students With GPA Between 3.5
or above By Ethnicity and
Gender:

221/ 446 (49.55%)

	3.5 - 4.00 GPA	
Ethnicity	Male	Females
Asian	66	65
Black / African American	28	36
White	3	6
Hispanic	4	10
Two or More Races	2	1

Student Academic Performance

Number of Students Attending Academic Saturday School:

February 5	53 Students
February 12	57 Students
February 19	57 Students
February 26	52 Students
March 5	40 Students
March 26	24 Students
April 2	27 Students
April 16	40 Students

Pandemic Reporting

Number of Students by Grade Level on Independent Studies: **6**

Number of In-person Students Diagnosed this Month With Covid 19: **2**

Number of In-person Staff Diagnosed this Month With Covid 19: **0**

Restorative Justice

Number of students in RJ:

10 Students

Primary reason for RJ referral:

Physical conflict between students

Verbal conflict between students

Miscommunication that escalated to conflict over social media


Herstoric Firsts

In April, AIMS HS began its first ever badminton team with a 10-5 loss against Oakland High. The Lady Eagles are currently ranked third in the OAL, behind Oakland Tech, and Oakland High.

Additionally, Junior Nadia Barron scored an AIMS HS record 11 goals in a soccer game and is currently ranked #2 in the state of California for goals scored this season.



Thank you!



Coversheet


AIMS MS Report

Section: II. Non-Action Items
Item: E. AIMS MS Report
Purpose:
Submitted by:
Related Material: April AIMS Schools' Board Report - Middle School.pdf

AIMS K12 Middle School

April, 2022

Head of School - Riffat Akram



Changes In Student Student Demographics

Ethnicity	April
Asian	196
Black	148
Hispanic/Latino	53
Pacific Islander	1
Filipino	4
White	32
Multi Race	12
Declined To State	2
Unclassified	2

Students' Primary Language

Language	April
English	164
Chinese	26
Tigryna	16
Arabic	10
Spanish	9
Mongolian	3
Amharic	3
Cantonese	21

Attendance

Grade Level	February
6	164
7	143
8	143
ADA Percentage AIPCS	96.93%
ADA Percentage AIPCS II	97.03%

LCAP Goals

Goals On Track For Completion:

Goal 1: Closing Achievement Gaps - initial assessments are either completed or in progress, ELPAC testing in progress. ELD reclassification for returning students is completed. SAS & After school tutoring has started. ELD TSA & IA are hired. K-8 SpEd Teacher vacancy is filled. Tried groups for ELA & Math intervention and enrichment.

Goal 2: School Culture & Climate - RJ Saturday has started. PBIS program is implemented. Grade level SEL assemblies are being held every week during AIMSTONG periods. Class of the week for each grade level for establish weekly criterias.

Goal 3/4: Increase College Bound No. Students/Standard Based curriculum and teacher training - Structured PLCs & PDs for teachers to implement rigorous instruction and curriculum for all students. Grade level PLCs on Tuesdays. Dept. Meetings every other Friday.

Goals Facing Challenges For Completion: None

SPSA Goals

Goals On Track For Completion:

Goal 1: Academics and Curriculum (55% Math, 40% ELA & 40% Science Proficiency in 2022 State assessments)

- On Track

Goal2: Instruction Development & Support (85% PDs attendance rate)

- On Track

Goal3: Increase rate of students participating in Afterschool Program

- On Track (Current enrollment is 50/75)

Goals Facing Challenges For Completion:

None

Student Academic Performance

Number of Students Receiving Progress Report for Underperformance:

Grade Level	September	October	November/December	Jan/Feb	March/April
6 (163 Students)	23 students (13.94%)	23 students (13.94%)	32 (20%)	29 (17%)	27 (16%)
7 (143 Students)	37 students (25%)	37 students (25%)	39 (27%)	37 (25%)	33 (23%)
8 (143 Students)	27 students (19.25%)	27 students (19.25%)	38 (26%)	41 (28 %)	37 (25%)

Student Academic Performance

Number of Students Performing On Grade Level Or Higher

Grade Level	September- AIMS MS	October- AIMS MS	September- AIPCS II	October- AIPCS II	Jan/Feb (combined)	Marc/April (Combined)
6	34 (42%)	38 (47%)	50 (57%)	53 (61%)	116 /163 (71%)	136/163 (83%)
7	40 (56%)	43 (61%)	50 (68%)	53 (72%)	91/143 (63%)	110/143 (77%)
8	54 (65%)	62 (75%)	38 (64%)	42 (71%)	85/143 (59%)	106/143 (75%)

- No of students at or above grade level increasing from 6th -8th

Student Academic Performance

Number of Students Attending Academic Saturday School:

Grade Level	April
6	27/163 Students
7	33/143 Students
8	37/143 Students

Students are assigned SAS for entire quarter based of ELA & Math diagnostic assessments. These numbers reflect Q3 SAS cohorts.

Restorative Justice

Number of Students Attending RJ Saturday School:

Grade Level	April
6	4/163 Students
7	6/143 Students
8	5/143 Students

RJ Staff: Najwa Sabrie

Pandemic Reporting

Students on IS

Grade Level	April
6	1
7	0
8	2

Number of In-person Students Diagnosed this Month With Covid 19:

3

Number of In-person Staff Diagnosed this Month With Covid 19:

0

One Student Or Teacher Success

Semester 1 Academic Achievements (450 Total Students)

384 Students; 85% received Academic Recognition Awards for Semester 1.


Superintendent's List GPA of 4.0 & Perfect Attendance- 32 Students

Dean's List GPA of 3.5-4.0 - 163 Students

Honor Roll 3.0-3.49- 86 Students

Perfect Attendance- 103 Students

Thank you!




Coversheet

AIMS ES Report

Section: II. Non-Action Items
Item: F. AIMS ES Report
Purpose:
Submitted by:
Related Material: AIMS ES March 2022 Board Report.pdf

AIMS K-12 Elementary March 2022

Head of School - Maryetta Golden



Students' Primary Language

Language	February	March
English		174
Amharic		15
Farsi/Dari		3
Spanish		14
Chinese/Cantonese		49
Tigrinya		12
Mongolian		5
Taishanese		2

Students' Primary Language

Language	February	March
Vietnamese		4
Burmese		6
Arabic		4
Portuguese		1

Changes In Student Demographics

Ethnicity	February	March
Asian	42%	42%
Black	41%	41%
Hispanic/Latino	7%	7%
Pacific Islander	<1%	<1%
Filipino	<1%	<1%
White	5%	5%
Multi Race	3%	3%
Declined To State	2%	2%

Attendance

Grade Level	February	March
K	67	67
1	68	68
2	74	74
3	73	73
4	75	75
5	73	73

ADA Percentage: 96.9%

LCAP Goals

Goals On Track For Completion:

Goal 1 - Academics and Curriculum

Goal 2 - Instruction, Development, and Support

Goal 3 - Measurement of Data

Goal 4 - School Culture and Climate

Goals Facing Challenges For Completion:

N/A

SPSA Goals

Goals On Track For Completion:

Goal 1 - Academics and Curriculum

Goal 3 - Instruction Development & Support

Goal 4 - Increase Rate of Students Participating in Afterschool Program

Goal 2 - Closing the Achievement Gap with High Expectations for All

Goals Facing Challenges For Completion:

N/A

Student Academic Performance

Number of Students Receiving Progress:

Grade Level	February	March
K	0	0
1	2	2
2	0	0
3	6	6
4	4	4
5	20	20

Student Academic Performance

Info Graph Showing Below, At, and Above Grade Level By Ethnicity and Race

	A	B	C	D	E	F	G	H	I	J	K	L
1	Teacher	Arab	African/African American	Asian	Latino	Female	Male		total			
2												
3	Vang		0	6	9	0	7	8		15		
4												
5	Hinna		1	6	0	1	4	4		8		
6												
7	Chaudhary		1	4	9	1	7	8		15		
8												
9	Sedano		1	7	2	0	7	3		10		
10												
11	Charles		1	3	3	2	2	7		9		
12												
13	Gilmore		1	4	5	0	6	4		10		
14												
15	Jacques		2	3	2	2	5	4		9		
16												
17	Mayers		0	5	4	0	7	2		9		
18												
19	Mai		2	3	7	2	8	6		14		
20												
21	Ha		1	5	3	1	5	5		10		
22												
23	Lee		1	3	1	2	6	1		7		
24												
25	Eller		2	10	4	1	9	8		17		
26												
27	Gardner		0	9	9	1	11	8		19		
28												
29	Hampton		2	2	7	0	6	5		11		
30												
31	Ross/Sharpe		1	13	3	1	10	8		18		
32												
33	Cabrera		1	2	4	1	6	2		8		
34												
35	Stevens		0	2	6	1	4	5		9		
36												
37	Kahn		3	2	2	2	4	5		9		
38												
39												
40												

this is below basic and basic

Student Academic Performance

Number of Students Performing On Grade Level Or Higher

Grade Level	February	March
K	50	40
1	35	45
2	45	49
3	40	45
4	45	55
5	35	50

Student Academic Performance

Number of Students Attending Academic Saturday School:

Grade Level	February	March
K	0	20
1	15	20
2	18	16
3	25	30
4	27	20
5	28	25

Restorative Justice

Number of Students Attending RJ Saturday School:

Grade Level	February	March
K	0	0
1	2	0
2	6	0
3	0	0
4	7	0
5	6	0

RJ Staff:

Charlton Sharpe

Pandemic Reporting

Students on IS

Grade Level	February	March
K	30 Students	3 Students
1	30 Students	5 Students
2	10 Students	4 Students
3	20 Students	5 Students
4	5 Students	5 Students
5	23 Students	5 Students


Number of In-person Students Diagnosed this Month With Covid 19:

Number of In-person Staff Diagnosed this Month With Covid 19:

One Student Or Teacher Success

- We just hired a long term sub for KG, Mrs. Easter, an additional Instructional Aide and permanent sub to assure sufficient coverage for teachers out during the covid surge.
- Several teachers are continuing to administer covid tests to staff and students before and after school.
- Parent Chat was planned with our Parent Coordinator, but put on hold until volunteers can safely enter the school, because of COVID we had to put this on hold.
- Elementary leadership team has been formed with two Teachers on Special Assignment, the Student Service Coordinator, Head of School and her Clerk.
- We are planning a Grandparents' Day in May.
- We are looking into an animal therapy program with San Francisco State.

Thank you!



Coversheet

Finance Report

Section: II. Non-Action Items
Item: G. Finance Report
Purpose: FYI
Submitted by:
Related Material: AIMS Board Rept April.pptx.pdf



"At CSMC We Rise by Lifting Others"

Financials through February 2022

Monthly Financial Board Report

Prepared for: American Indian Model Schools

	Prepared by School's CSMC ASBM –Karen Peters

Financial Summary

Actual to Budget:

This report is as of **Feb 28, 2022**, compared against our board-approved budget on **input date**, based on **input enrollment count** students enrolled and **input enrollment ADA ADA**.

YTD Revenues Through **Feb 28, 2022**, are **\$10,566,573** which is directly inline with the 2nd interim budget.

YTD Expenses Through **Feb 28, 2022**, are **\$11,542,878** or **8.8% under** our current budget significantly due to salaries and benefits coming in lower than budgeted. This may be balanced out at end-of-year when one-time payments from grants are completed.

Therefore, net income is **(\$976,313)** as federal reporting continues to be done within the reporting guidelines, more funds will be released as 'reimbursements'. There is no reason to believe we are out of overall alignment with the current budgets; however, it will continue to be important to appropriately expense the different resources to ensure we are able to capture those funds. Revenues in the restricted resources will only be recognized as expenses are posted against it.

Balance Sheet:

As of **Feb 28, 2022**, we had total cash of **\$6,796,349**, short-term liabilities of **\$922,246**, and long-term liabilities of **\$8,882,968**. The ending fund balance is **\$5,346,477**.

Short-term liabilities include deferred revenue of \$317,822 which will be used as expenses are posted to those resources.



Cash Flow

TOTAL CASH	\$6,796,349	<i>Cash Balances as of 2/28/2022</i>
CD	\$ (356,416)	<i>Funds held as requirement for East/West Bank Loan</i>
Total Current Liabilities*	\$ (922,246)	<i>includes Accounts Payable & Accrued Salaries/taxes/benefits</i>
Restricted Net Assets (in fund balance)	\$ (515,484)	<i>Includes Measure N funds (HS) received that may be returned</i>
Scholarship Fund Balance	\$ (299,003)	
Restricted Current Year Revenue	\$ (1,000,197)	<i>Title I/II/III, Restricted Lottery, Nutrition, Prop 39 Clean Energy</i>
Restricted Scholarship Current Year Revenue	\$ 0	<i>Funds received YTD, not yet encumbered</i>
OUSD Required Reserve (3%)	\$ (545,996)	<i>3% of annual expenditures</i>
East West Bank DTI Reserve Requirement	\$ (756,107)	<i>Projected year-end surplus equivalent to 1.5x Debt Service</i>
AVAILABLE CASH	\$ 2,400,900	

*Current liabilities include deferred revenue from previous year



Supplemental Information

Loan Covenant Calculation

Your loan covenant reads as follows:

Maintain a debt coverage ratio (defined as net operating income divided by current portion of long term debt plus interest expenses) of not less than 1.35 to 1 for the fiscal years ended June 30th, 2020 and June 30th, 2021 and 1.5 to 1 thereafter.

Your current calculation (based on budget) is as follows:

AIMS LOAN COVENANT CALCULATION	
Net Operating Income	\$1,178,191
Current Portion of Loan	\$210,504.00
Interest To be Paid next 12 months	\$354,720.00
12 Mos Princ and Int	\$565,266.00
Ratio	2.08



Supplemental Information

Restricted Revenue – Middle School

Revenue Source	Budgeted Amt	Expended
Title I	\$50,169	\$113
Title II	\$10,440	\$4,929
Title III	\$8,424	\$3,491
Title IV	\$10,000	\$0
ESSER I	\$12,987	\$489
ESSER II	\$166,961	\$65,624
ESSER III	\$77,066	\$58,435
Educator Effectiveness	\$41,238	\$1,680
Expanded Learning Program	\$50,000	\$592
Expanded Learning Grant	\$109,578	\$44,115
In-Person Instruction	\$76,747	\$10,017
Measure G-1	\$82,176	\$43,326

Please note that revenue from these sources will only be recognized up to the amount expended.

Supplemental Information

Restricted Revenue – School II

Revenue Source	Budgeted Amt	Expended
Title I	\$227,881	\$87,524
Title II	\$27,984	\$12,317
Title III	\$27,261	\$11,288
Title IV	\$16,890	\$944
ESSER I	\$118,212	\$70,540
ESSER II	\$585,497	\$195,772
ESSER III	\$341,386	\$255,201
Educator Effectiveness	\$140,648	\$4,702
Expanded Learning Program	\$463,590	\$19,644
Expanded Learning Grant	\$120,103	\$27,953
In-Person Instruction	\$219,206	\$147,433
Measure G-1	\$54,640	\$39,689
Pre-K Planning	\$63,146	\$0

Please note that revenue from these sources will only be recognized up to the amount expended.

Supplemental Information

Restricted Revenue – High School

Revenue Source	Budgeted Amt	Expended
Title I	\$110,539	\$71,845
Title II	\$14,959	\$25,857
Title III	\$4,147	\$13,151
Title IV	\$10,000	\$10,000
ESSER I	\$37,514	\$49,805
ESSER II	\$187,287	\$81,141
ESSER III	\$152,877	\$74,729
Educator Effectiveness	\$70,034	\$10,307
Expanded Learning Grant	\$329,871	\$58,705
In-Person Instruction	\$180,331	\$182,885

Please note that revenue from these sources will only be recognized up to the amount expended.

Looking Ahead

	4/15/2022	Due Date Varies: Special education ADA and enrollment report; timing and steps vary
		CARES, ESSER, ESSER II, ESSER III, ELOG, ARP expenditure report
	4/18/2022	Special education Learning Recovery and Dispute Prevention report; timing and steps vary
	4/20/2022	CSMC Virtual Office Hours, open to all CSMC clients
	4/22/2022	Due Date Varies: Special education federal and level 3 reports; timing and steps vary
	4/30/2022	Federal Cash Management Data Collection (CMDC)
		ASES attendance and expenditure reports
		SB740 application possibly due
	5/1/2022	Public Hearing for Preliminary Budget and LCAP
		Preliminary Budget for next fiscal year
	5/2/2022	Due May: Form 990 Return of Exempt Organization
		Due Date Varies: Special education low incidence reimbursement; timing and steps vary
	5/4/2022	CSMC Webinar, open to all CSMC clients
	5/15/2022	Form 990 Return of Exempt Organization
	5/16/2022	Due Mid May: Public Hearing for Preliminary Budget and LCAP
		Due Mid May: Preliminary Budget for next fiscal year
	5/18/2022	CSMC Virtual Office Hours, open to all CSMC clients



CSMC Charter School Support Team

	Executive VP of Client Services Tom Nichols		tnichols@csmci.com
	Regional SBM Director Susan Lefkowitz		slefkowitz@csmci.com
	Associate SBM Karen Peters		kpeters@csmci.com
	Regional AM Director Brenda Olson		bolson@csmci.com





HELPING THE CHARTER MOVEMENT SUCCEED ONE SCHOOL AT A TIME

info@csmci.com

Office: 888.994.CSMC

43460 Ridge Park Dr., Ste. 100

Temecula, Ca 92590

POWERED BY:



Charter Vision

Coversheet


Operations Report

Section: II. Non-Action Items
Item: H. Operations Report
Purpose: FYI
Submitted by:
Related Material: Operations Report April.pdf

AIMS K-12 Operations Department

Reporting Period **April 2022**

Interim Director Tung



Reports & Compliance

Completed

- Submitted California Schools Reopening Status Survey for AIMS MS, AIPCS II and AIMS HS
- Submitted P2 ADA 8/11/21-4/8/22 Attendance Reporting to Office of Charters
- Submitted A-G Completion Improvement Grant Survey for potential funding of 5 years for AIMS HS
- Submitted CNIPS claims for March meals for federal and state reimbursement
- Completed SNP Nutrition Services Federal and State review/audit: Final zero findings of audit
- AIMS Public Virtual Lottery (Determine new students for 2022-2023 School Year)
- CALSHAPE Grant preparation of spending of expenditures.
- Submitted Month 8 attendance reporting and exited students to Office of Charters
- Completed ASES Renewal Application FY 22-23 due March 25, 2022
- ERATE reimbursement submission
- Submitted Month 8 attendance reporting
- Completed CALPADS Fall 2

Coming Due

- California Schools Reopening Status Survey for AIMS MS, AIPCS II and AIMS HS
- Month 9 ADA attendance reporting
- Complete CNIPS April claim reimbursement
- PFT Data Report Physical Fitness Report Due May 31,2022
- Survey School Climate/Safety Survey
- School Calendar 2022-2023

Enrollment: Wait List

AIPCS		AIMS MS		AIMS HS	
2022-2023		2022-2023		2022-2023	
Grade	Number of Waitlisted Students	Grade	Number of Waitlisted Students	Grade	Number of Waitlisted Students
K	61	6th	118	9th	89
1st	26	7th	16	10th	0
2nd	39	8th	10	11th	0
3rd	51	Total	144	12th	0
4th	50			Total	89
5th	58				
6th	33				
7th	3				
8th	0				
Total	321				

Technology

- MRC/Xerox Business Account Review
- Chromebook inventory, asset tagging
- Preparation of state testing to ensure inventory of chromebooks and headset are ready for testing, review of axis points to streamline testing assurance.
- Set up phone for AIMS HS ringcentral lines
- Review of ERATE communication expenditures w/ consultants
- Conducted walkthrough w/ vendors to determine needs of technology equipment for use of funds
- ECF Emergency Connectivity preparation of quotes for reviewer to determine funds.
- Maintaining the AIMS organization's technology systems infrastructure, ensuring the efficiency of computer/chromebook systems to meet project deliverables, and prevent delays in technological operations.

Improvement and Maintenance Projects

School	
AIMS Elementary	<ul style="list-style-type: none"> ● Maintenance and deep cleaning school site ● Finalizing occupancy permit w/ City of Oakland ● AT&T cell tower project ● Replacement wall in front of school site (Insurance Claim) ● Completed Spring Break deep cleaning
AIMS Middle	<ul style="list-style-type: none"> ● Maintenance and deep cleaning school site ● Finalizing occupancy permit w/ City of Oakland ● AT&T cell tower project ● Replacement wall in front of school site (Insurance Claim) ● Completed Spring Break deep cleaning
AIMS High School	<ul style="list-style-type: none"> ● Maintenance and deep cleaning school site ● preparation of installation speakers for PA system ● Completed Spring Break deep cleaning

Nutrition Services Program

School	Number of Lunches/Snacks Served Last Month
AIMS Middle School	2075
AIPCS II	6500
AIMS High School	2295

Vaccination & COVID Testing

AIMS continues to provide COVID testing to students to ensure the safety of students and staff.

School	Number of Students that have submitted vaccine proof
AIMS Elementary	60
AIMS Middle	150
AIMS High School	292

School	Number of Tests Given
AIMS K-8th (12th Street location)	2,207 Binax Antigen Test
AIMS High School	1,751 Binax Antigen Test

Thank you.



AIMSK-12
COLLEGE PREP
CHARTER DISTRICT

Powered by BoardOnTrack

Coversheet

ELD Report

Section: II. Non-Action Items
Item: I. ELD Report
Purpose:
Submitted by:
Related Material: ELD Board Report April 2022.pdf

AIMS K-12 English Language Development

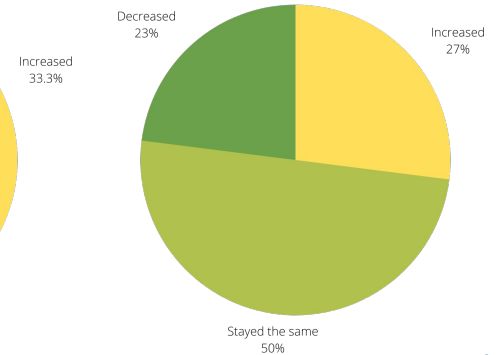
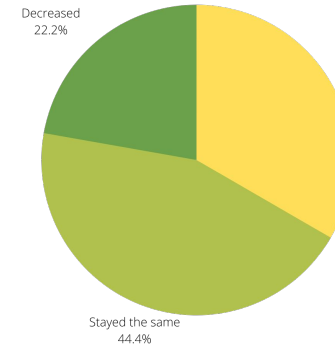
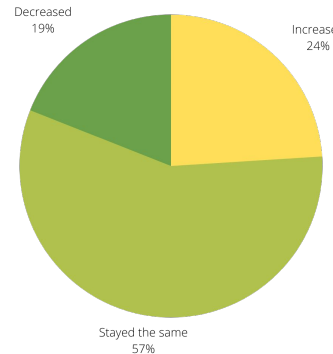
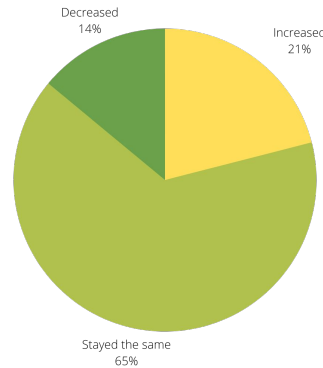
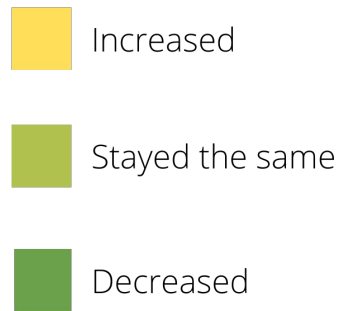
Reporting Period: April 2022

Adria Banihashemi, ELD TSA



SUMMATIVE ELPAC 2021-2022 - Reviewing 2020-2021 ELPAC Data

	AIMS Elementary K-5	AIPCS II 6-8	AIMS Middle School	AIMS High School
Number of students testing 2022	151	55	66	82
Change in level from previous year (also shown in pie graphs below)	21% increased (32)	24% increased (13)	33% increased (22)	27% increased (22)
	65% same (98)	57% same (32)	44% same (29)	50% same (41)
	14% decreased (21)	19% decreased (10)	22% decreased (15)	23% decreased (19)



SUMMATIVE ELPAC 2021-2022 - Test Preparation

Summative ELPAC - for all students with an EL status throughout the entire district

- Completed 16 classroom visits as a “guest speaker” during Jan.
- ELPAC Practice Test
- Test-taking strategies and previewing the test procedures
- Connecting ELD to ELA and ELPAC to SBAC

SUMMATIVE ELPAC 2021-2022 - Completion Report

- Testing began 2/2/22 and must be completed by 5/30/22
- AIMS goal: complete before 5/1 to avoid test fatigue (3rd-12th)
- 354 students must be tested, 4 domains for each to complete
- ELPAC Consultant has been providing testing support

As of 4/14/22:

- K-8 is complete on group tests (Listening, Reading, Writing)
- One-on-one tests (Speaking and K-2) will continue through May (35% complete)
- HS is 95% complete on *all* tests

ELAC and DELAC

ELAC: English Learner Advisory Committee

DELAC: District English Learner Advisory Committee


-parents are elected to the committee

-input on Site Plan and District Master Plan

Meeting was held March 30th; election interest form and recording of meeting in 6 languages sent to all interested families who attended or RSVPed but did not attend.



Thank you!



Coversheet


CBK Report

Section: II. Non-Action Items
Item: J. CBK Report
Purpose:
Submitted by:
Related Material: April CBK Board Report .pdf

AIMS K-12 College Bound Kids

April 2022

Matthew Gordan, CBK Coordinator



Powered by BoardOnTrack

Student Data

Number of Seniors: 116

Number on Track for College Acceptance: As of 4/21, three Seniors have not yet reported an acceptance to a 4-year school.

FAFSA Completion

All 116 current AIMS Seniors successfully submitted their FAFSA application.

Scholarships

Seniors have collectively so far submitted almost 400 scholarships. These scholarships have all required at least one essay, so they are not “easy” sign-up scholarships. Examples include:

InspirAsian	CA BusinessWomen	Thurgood Marshall Fund	Black College Expo	Kaiser scholarship
Hispanic Scholarship Fund	Oakland Promise	Dollars for Black Scholars	Bonta Foundation	Congressional Black Caucus (8 options)
PG&E Scholarship Network (15 choices)	Oakland Kiwanis Club	Chevron (local)	Multiple Sororities	Assorted regional community service-based scholarships

CSU and UC Applications Submitted (and Accepted so far) by Seniors

Bakersfield	Channel Islands	Chico State	Dominguez Hills	East Bay	Fresno	LA	Long Beach	Monterey Bay	Northridge
19/28	1/4	49	2/3	23/26	7/10	26/35	36/52	5/7	3/4
Pomona	Sacramento	San Bernardino	San Diego	SF	SLO	San Jose	San Marcos	Sonoma	Stanislaus
30/45	17/18	2/3	29/65	56/72	13/36	47/76	1/1	4/5	1/1

Berkeley	Davis	Irvine	Merced	UCLA	Riverside	San Diego	Santa Barbara	Santa Cruz
6/87	31/94	18/97	21/30	3/85	35/56	3/93	21/69	37/81


Non-UC/CSU Applications

Harvard	Emory	Johns Hopkins	Spelman	Williams 1	Barnard	Southwestern	Colby	Trinity	Concordia 3
Stanford	Duke 1	Occidental	Howard 1	U of Portland 3	Brown	Langston 1	Case Western Reserve	Williams & Mary	U of Denver 3
USC 2	Claremont McKenna	Pitzer 1	Morehouse	U of Houston 2	Cornell	Neumann 1	Morgan State	U of Virginia	Fordham 1
Cal Tech	Columbia 1	Pomona	St. Mary's 3	UNLV 1	NC State	Northern Illinois	Grambling 1	Mount St. Mary's 1	Loyola Marymount 1
Holy Names 43	U of Pacific 9	Rice	Boston U	Texas A&M	UNC	Pace	Jackson State 1	Woodbury	Middlebury
U of SF 13	U of SD 1	Scripps	NYU 2	Dominican	Yale	Cal Lutheran	Alabama A&M 1	Baylor	Northeastern
Santa Clara	U of Rochester	Washington U, St. Louis	St. Olaf	Puget Sound 1	Tuskegee	George Washington	LSU 1	Chicago State	Rensselaer Polytechnic
Oregon State	Hampton U	UPenn	Southern Utah	Drake	Miami (OH)	New England College	Arizona St.	U of Colorado	Worcester Polytechnic
Hawaii-Hilo	Hawaii Pacific 4	Dartmouth 1	Northwestern	Wesleyan	Swarthmore	Vanderbilt	Carnegie Mellon	Georgia Tech	Seattle U 1

Strategy For Seniors On Independent Study

Seniors on independent study join the in-person class via Schoology Conference and hear and see everything being done in class. Additionally, these Seniors receive an email from me listing the tasks they must accomplish. If a virtual Senior needs to meet with me individually, I create a Zoom or Schoology meeting and we discuss the issue at hand. All handouts and information are digital, allowing for smooth dissemination of materials no matter the student's location.

Thank you!



Coversheet

Consent Calendar

Section: III. Action Items
Item: A. Consent Calendar
Purpose: Vote
Submitted by:
Related Material: Template Finance Cover Letter.docx (1).pdf
Template Finance Cover Letter.docx (2).pdf



AIMS Finance Committee Meeting Item Cover Letter

Item: **Texas Southern University Investiture Invitation**

Presented By: *Superintendent Woods-Cadiz*

Staff Recommendation:

Staff recommends approving participation in our presence in the post-secondary arena.

Committee Approval:

Total Associated Cost: not to exceed \$1500

Included in Budget? *Yes*

Source:

Over/Under Budget?
Amount Included In Budget

Amount Over/Under Budget?

N/A

Included in LCAP?

N/A

Which LCAP?

Grant Award



AIMS Finance Committee Meeting Item Cover Letter

Item: AIMS Schools Marketing

Presented By: *Superintendent Woods-Cadiz and Suzen Chu*

Staff Recommendation:

Staff recommends approving joint marketing

Committee Approval:

Total Associated Cost: \$13,650 for 2 bulletin boards (4 weeks) and 7 bus shelters (12 weeks).

Included in Budget? *Yes*

Source:

Over/Under Budget?
Amount Included In Budget

Amount Over/Under Budget?

N/A

Included in LCAP?

N/A