




2023-2024 Unaudited Actuals

BY: GREG WOOD, CBO & ARLETA ILYAS,
DIRECTOR OF FINANCE

SEPTEMBER 2024



Presentation

- Estimated Actuals, Unaudited Actuals, & 24-25 Budget Updates
 - Purpose & Assumptions
 - Revenue & Expenditure Summary
 - Revenue & Expenditure Variances Explained
 - Components of Ending Fund Balance



Unaudited Actuals Purpose

- The purpose of the unaudited actuals report is to show all educational partners where the school ended up in revenue and expenditures for the prior fiscal year. This provides us with a baseline on budgeting for the next year.
- ECRCHS was funded on P2 ADA of 2,941 with enrollment of 3,162.

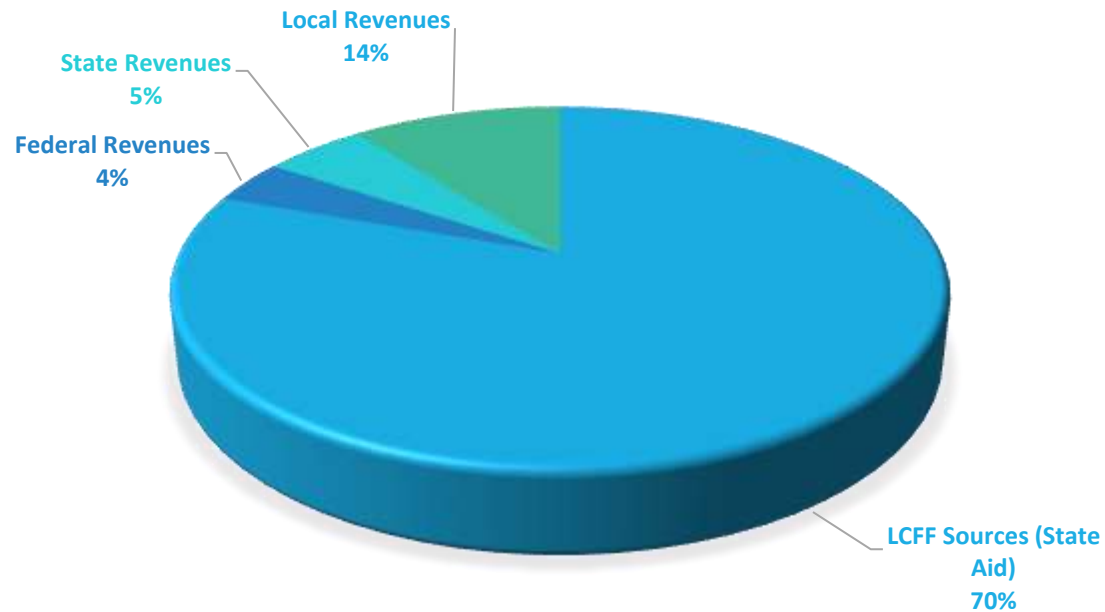
Revenue/Expenditure Comparison – 23-24 Estimated Actuals, Unaudited Actuals, 24-25 Adopted Budget & Revisions

Revenues	23-24 Estimated Actuals	23-24 Unaudited Actuals	24-25 Adopted Budget	24-25 45 Day Revised Budget
LCFF Sources	\$38,176,632	\$38,706,771	\$36,389,803	\$36,230,754
Federal Revenues	\$4,068,872	\$3,911,343	\$1,756,417	\$1,719,066
Other State Revenues	\$4,292,414	\$4,827,954	\$2,324,661	\$2,858,215
Other Local Revenues	\$7,686,420	\$9,949,331	\$4,766,881	\$4,943,154
Total	\$54,224,338	\$57,395,399	\$45,237,762	\$45,751,188

Expenditures	23-24 Estimated Actuals	23-24 Unaudited Actuals	24-25 Adopted Budget	24-25 45-Day Revised Budget
Certificated Salaries	\$17,577,457	\$16,782,108	\$17,156,731	\$17,156,731
Classified Salaries	\$4,597,799	\$4,903,536	\$4,597,799	\$4,869,317
Benefits	\$13,802,047	\$11,632,119	\$9,342,981	\$9,359,466
Supplies	\$3,195,205	\$3,659,859	\$2,232,926	\$2,232,926
Services	\$10,558,416	\$11,214,056	\$9,657,341	\$9,745,341
Depreciation	\$566,648	\$581,703	\$650,000	\$650,000
Other Outgo	\$381,766	\$387,029	\$363,898	\$362,308
Total Expenditures	\$50,679,339	\$49,160,411	\$44,001,677	\$44,376,089
Net Balance (financial statement)	\$3,544,999	\$8,234,987	\$1,236,085	\$1,375,100
Net Balance (Cash Statement)	\$4,111,647	\$7,287,548	\$1,886,085	(\$474,900) ** includes deferred maintenance**

23-24 Unaudited Actuals Revenue Summary

2023-24 REVENUE



Revenue Type	Amount
LCFF Sources (State Aid)	\$38,706,771
Federal Revenues	\$3,911,343
State Revenues	\$4,827,954
Local Revenues	\$9,949,331
Total Revenues	\$57,395,399

■ LCFF Sources (State Aid) ■ Federal Revenues ■ State Revenues ■ Local Revenues

Revenue

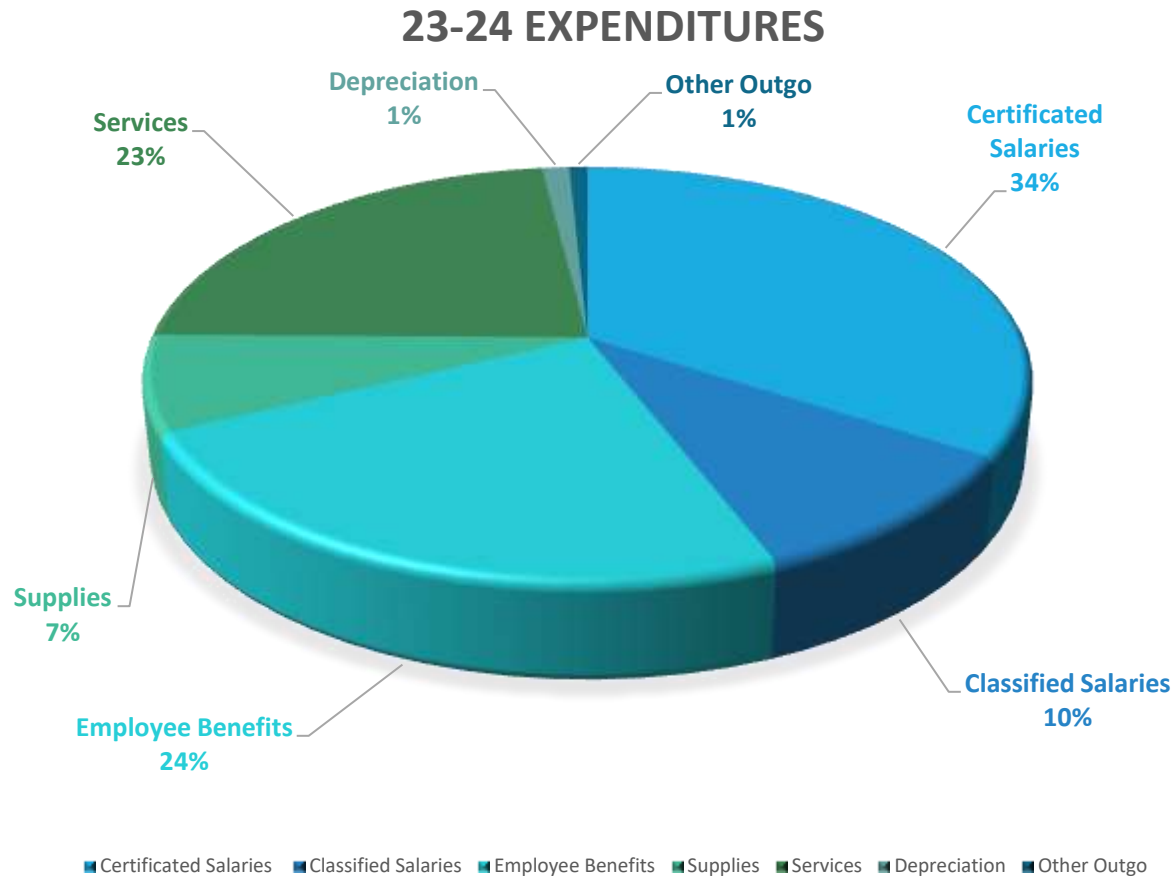
	23-24 Estimated Actuals	23-24 Unaudited Actuals	Adopted Budget (2024-2025)	23-24 Unaudited vs. Estimated
LCFF Sources	\$38,176,632	\$38,706,771	\$36,389,803	\$530,139
Federal Revenues	\$4,068,872	\$3,911,343	\$1,756,417	(\$246,314)
Other State Revenues	\$4,292,414	\$4,827,954	\$2,324,661	\$535,540
Other Local Revenues	\$7,686,420	\$9,949,331	\$4,766,881	\$2,262,911
Total	\$54,224,338	\$57,395,399	\$45,237,762	\$3,574,904



Revenue: Estimated Actuals vs. Unaudited Actuals

- LCFF Revenue – Increase due to prior year ADA adjustments \$530,139
- Federal:
 - Recognized less CARES act revenue, to be used for summer school salaries: **(\$246,314)**
- State:
 - Increased Lottery Revenue \$331,883
 - Increased Cafeteria State Revenue \$41,086
 - Increased receipt of Prop 28 funds - \$209,642
- Other Local:
 - Decrease in Special Ed AB602 Revenue – funding tied to enrollment: **(\$51,819)**
 - Increase in OPEB Related Investments - \$2,359,444
 - Increase in local revenue - \$79,058

2023-2024 Unaudited Actuals Expenditure Summary



Expenditures	Amount
Certificated Salaries	\$16,782,108
Classified Salaries	\$4,903,536
Employee Benefits	\$11,632,119
Supplies	\$3,659,859
Services	\$11,214,056
Depreciation	\$581,703
Other Outgo	\$387,029
Total Expenditures	\$49,160,411

Salary/Benefits % of Total revenue/exp: 68%

Expenditures

	Estimated Actuals	23-24 Unaudited Actuals	Adopted Budget (2024-2025)	Unaudited Actuals vs. Estimated Actuals
Certificated Salaries	\$17,577,457	\$16,782,108	17,156,731	(\$793,349)
Classified Salaries	\$4,597,799	\$4,903,536	\$4,597,799	\$305,737
Benefits	\$13,802,047	\$11,632,119	\$9,342,981	(\$2,169,928)
Supplies	\$3,195,208	\$3,659,859	\$2,232,926	\$464,654
Services	\$10,558,416	\$11,214,056	\$9,657,341	\$655,641
Depreciation	\$566,648	\$581,703	\$650,000	\$15,055
Other Outgo	\$381,766	\$387,029	\$363,898	\$5,263
Total Expenditures	\$50,679,339	\$49,160,411	\$44,001,677	(\$1,518,927)



Expenditures: Estimated Actuals vs. Unaudited Actuals

Certificated Salaries:

- Decrease in expense due to absences, expense is offset in substitute teacher category – **(\$795,349)**

Classified Salaries:

- Increase in support salaries \$305,737

Employee Benefits:

- Decrease in health benefit payments, due to OPEB trust paying retiree health premiums **(\$1,921,712)**
- Decrease in statutory certificated benefits due to lower salary expense **(\$248,216)**

Supplies:

- Increase in instructional materials purchases – purchases tied to grant funds \$185,513
- Increase in non-capital equipment from reclassing items out of capital assets- \$148,192


Services:

- Increased in substitute teacher costs - \$655,641

Components of Ending Fund Balance

Ending Net Position, 6/30/24 - \$47,441,653

- Less, net investment in capital assets - \$8,125,567
- Board approved Designated Reserve for Deferred Maintenance - \$15,000,000
- Excess OPEB/Investments - \$1,512,840



Restricted Balances:		
	5310 -Cafeteria	\$590,194.66
	5330 -Summer School Cafeteria	\$217,717.10
	5446 - Supply Chain Assistance	\$297,454.62
	6266 - Educator Effectiveness	\$234,583.17
	6318 - Anti-Bias Education	\$83,327.33
	6762 - Art/Music Block Grant	\$197,2491.95
	6770 – Prop 28	\$457,387.59
	7028 - Kitchen Infrastructure & Equipment	0
	7032 - Kitchen Infrastructure & Training	\$191,912.20
	7033 - Best Foods Practices	\$88,516.00
	7412- A-G Completion Grant: A-G Access/Success Grants	\$253,082.33
	7413 - A-G Completion Grant: Learning Loss & Mitigation	\$129,358.00
	7435 -Learning Recovery Emergency Block Grant	\$2,702,302
	7810 - Ethnic Studies Block Grant	\$92,653.00
	Total Restricted Fund Balance	\$7,310,433.95

Total Unrestricted Net Position - \$15,492,811.83 *

*Note: \$7,589,200 of Fund Balance was Invested in Stock Market, T-Bills and L-T Annuity

Questions?
