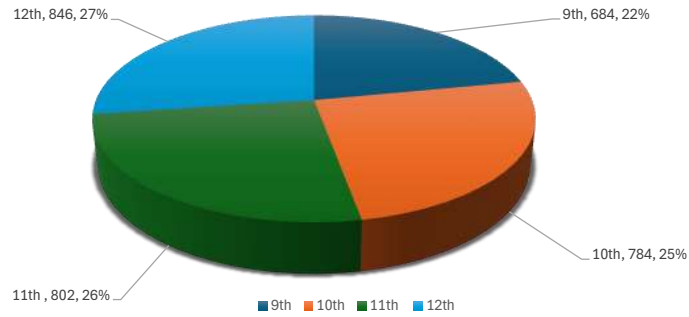


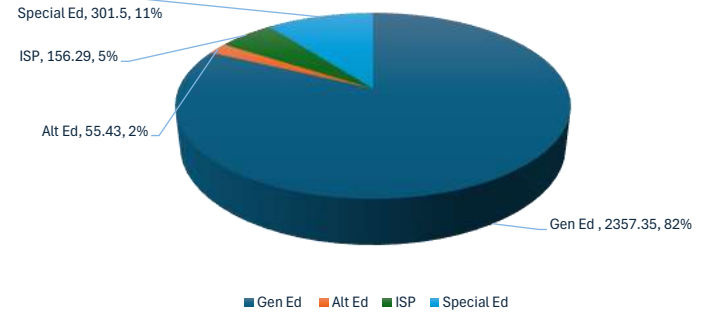
ECRCHS - Month 8 Attendance Comparison

ECRCHS - Apr 2024 Enrollment



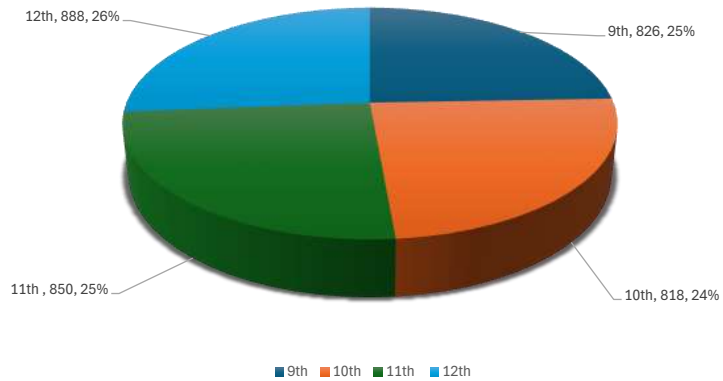
Grade	9th	10th	11th	12th	Total
April 2024 Enrollment	684	784	802	846	3116

ECRCHS - Apr 2024 ADA By Type



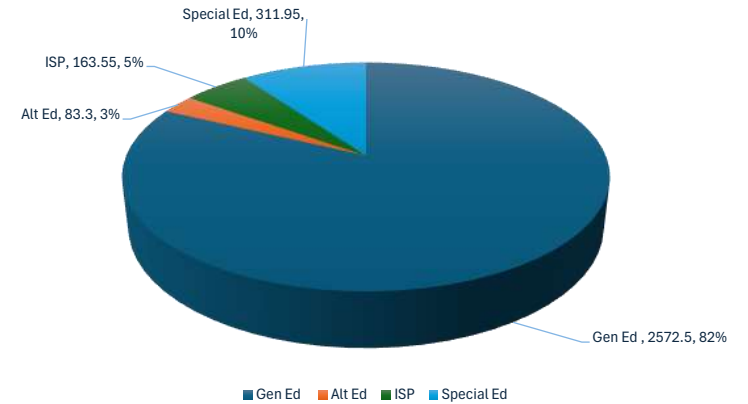
Grade	Gen Ed	Alt Ed	ISP	Special Ed	Total
Apr 2024 ADA	2357.35	55.43	156.29	301.5	2870.57

ECRCHS - Apr 2023 Enrollment



Grade	9th	10th	11th	12th	Total
Apr 2023 Enrollment	826	818	850	888	3382

ECRCHS - Apr 2023 ADA by Type



Type	Gen Ed	Alt Ed	ISP	Special Ed	Total
Apr 2023 ADA	2572.5	83.3	163.55	311.95	3131.3