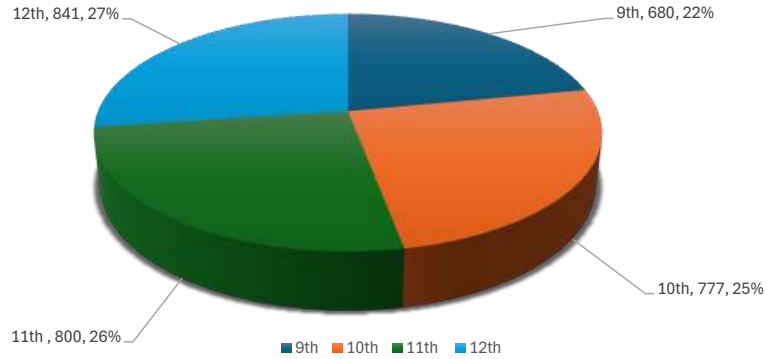


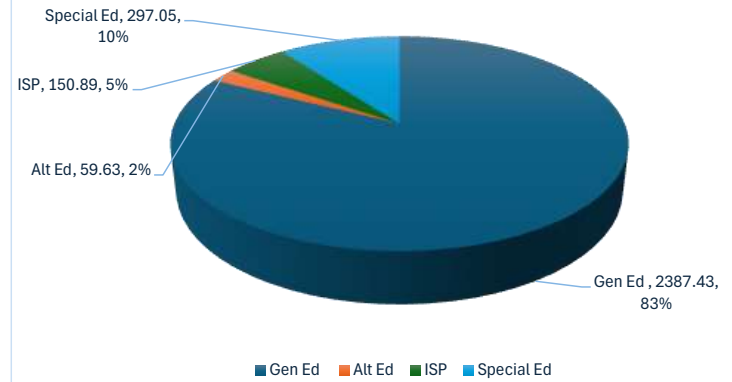
## ECRCHS - Month 6 Attendance Comparison

### ECRCHS - Mar 2024 Enrollment



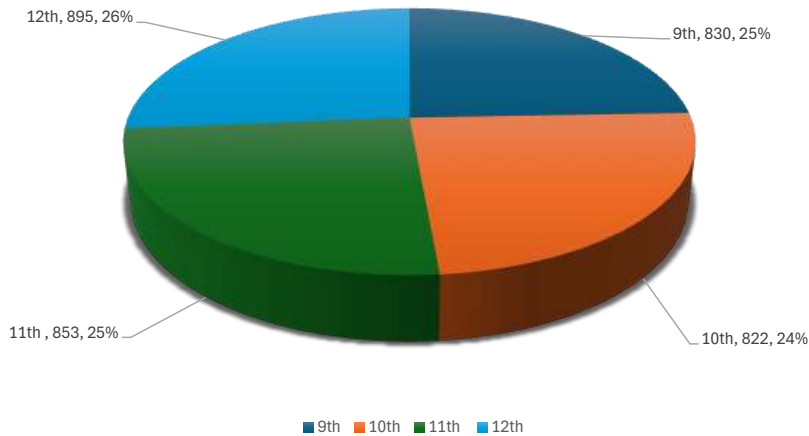
Grade	9th	10th	11th	12th	Total
March 2024 Enrollment	680	777	800	841	3098

### ECRCHS - Mar 2024 ADA By Type



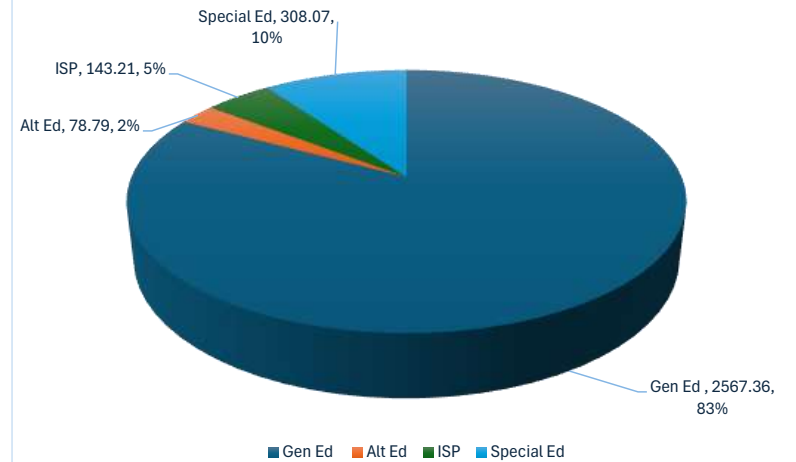
Grade	Gen Ed	Alt Ed	ISP	Special Ed	Total
Mar 2024 ADA	2387.43	59.63	150.89	297.05	2895

### ECRCHS - Mar 2023 Enrollment



Grade	9th	10th	11th	12th	Total
March 2023 Enrollment	830	822	853	895	3400

### ECRCHS - Mar 2023 ADA by Type



Type	Gen Ed	Alt Ed	ISP	Special Ed	Total
Mar 2023 ADA	2567.36	78.79	143.21	308.07	3097.43