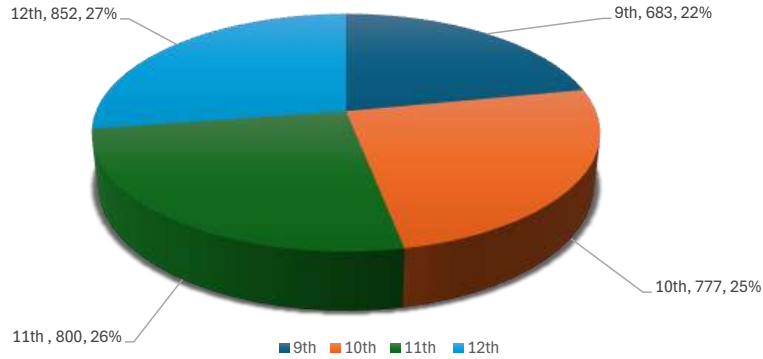


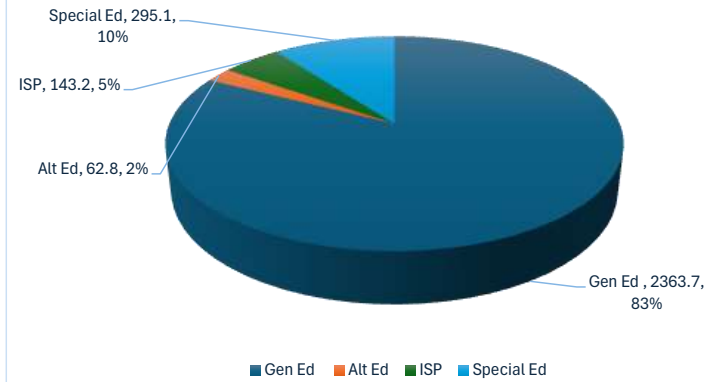
## ECRCHS - Month 6 Attendance Comparison

### ECRCHS - Feb 2024 Enrollment



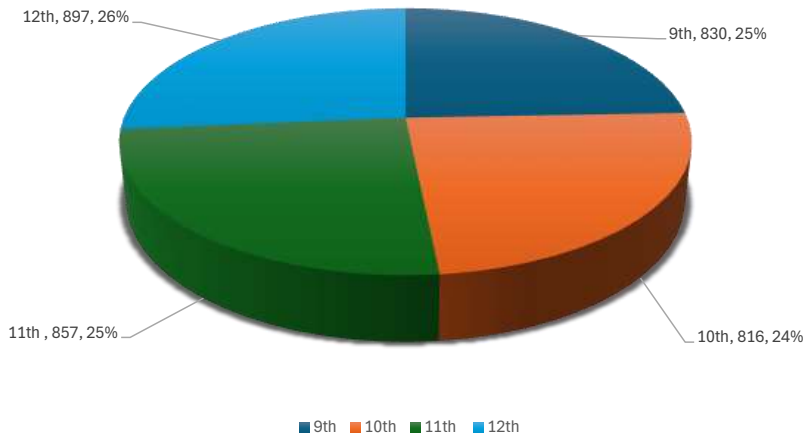
Grade	9th	10th	11th	12th	Total
February 2024 Enrollment	683	777	800	852	3112

### ECRCHS - Feb 2024 ADA By Type



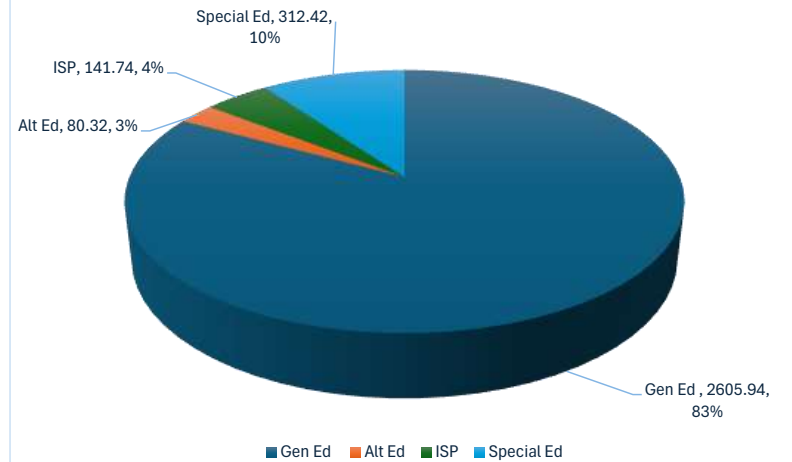
Grade	Gen Ed	Alt Ed	ISP	Special Ed	Total
Feb 2024 ADA	2363.7	62.8	143.2	295.1	2864.8

### ECRCHS - Feb 2023 Enrollment



Grade	9th	10th	11th	12th	Total
February 2023 Enrollment	830	816	857	897	3400

### ECRCHS - Feb 2023 ADA by Type



Type	Gen Ed	Alt Ed	ISP	Special Ed	Total
Feb 2023 ADA	2605.94	80.32	141.74	312.42	3140.42