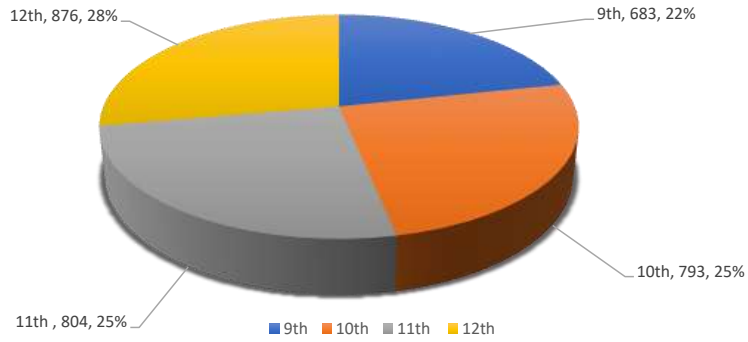


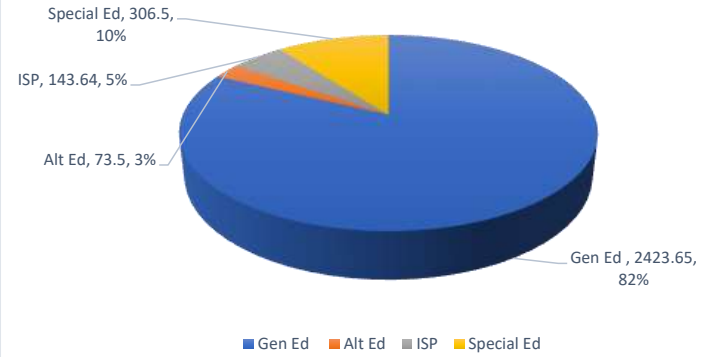
## ECRCHS - Month 4 Attendance Comparison

### ECRCHS - Nov 2023 Enrollment



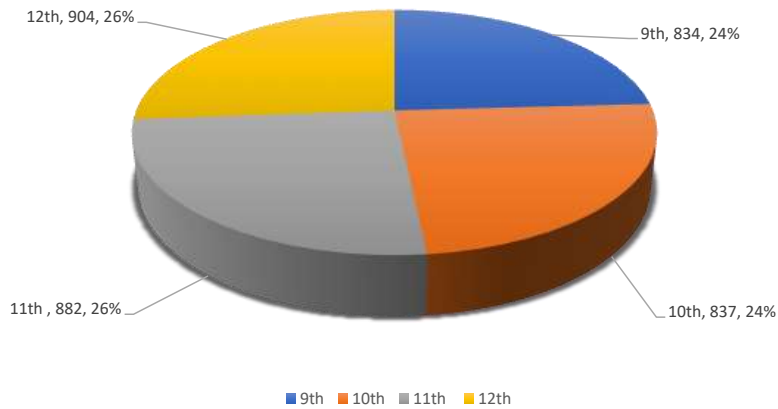
Grade	9th	10th	11th	12th	Total
November 2023 Enrollment	683	793	804	876	3156

### ECRCHS - Nov 2023 ADA By Type



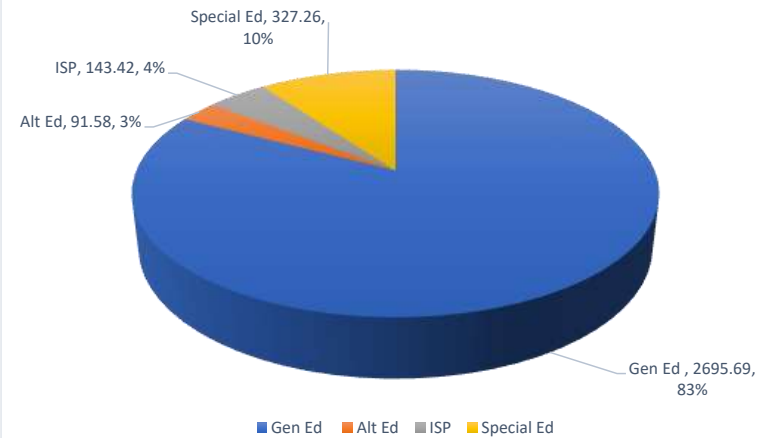
Grade	Gen Ed	Alt Ed	ISP	Special Ed	Total
Nov 2023 ADA	2423.65	73.5	143.64	306.5	2947.29

### ECRCHS - Nov 2022 Enrollment



Grade	9th	10th	11th	12th	Total
Nov 2022 Enrollment	834	837	882	904	3457

### ECRCHS - Nov 2022 ADA by Type



Type	Gen Ed	Alt Ed	ISP	Special Ed	Total
Nov 2022 ADA	2695.69	91.58	143.42	327.26	3257.95