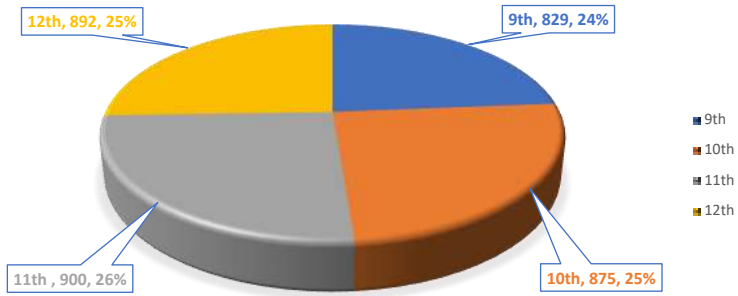
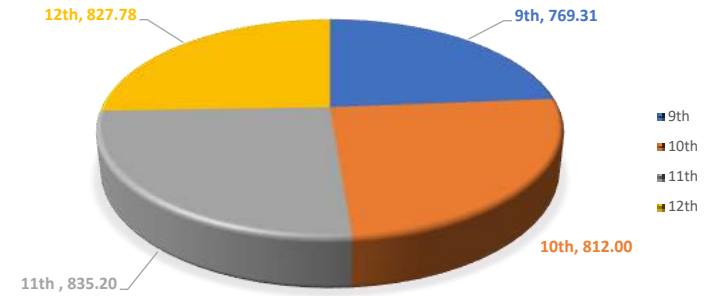


ECRCHS - MAR 2022 ENROLLMENT



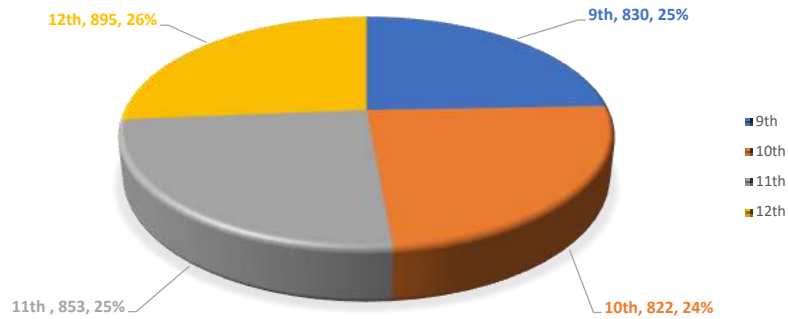
| Grade | 9th | 10th | 11th | 12th | Total |
|---------------------|-----|------|------|------|-------|
| Mar 2022 Enrollment | 829 | 875 | 900 | 892 | 3496 |

ECRCHS - MAR 2022 ADA



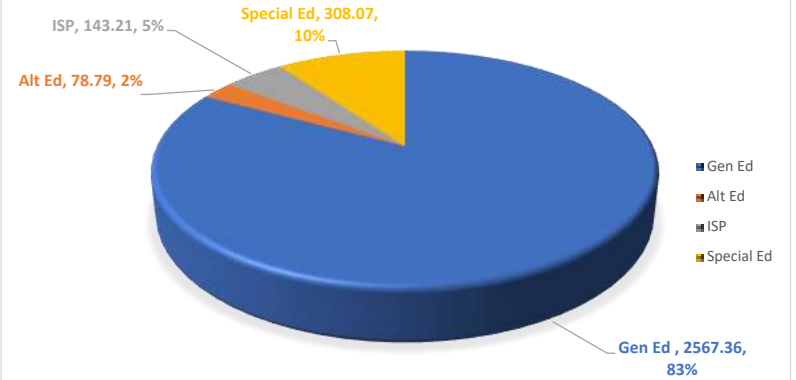
| Grade | 9th | 10th | 11th | 12th | Total |
|---------|--------|--------|--------|--------|---------|
| Feb ADA | 769.31 | 812.00 | 835.20 | 827.78 | 3244.29 |

ECRCHS - MAR 2023 ENROLLMENT



| Grade | 9th | 10th | 11th | 12th | Total |
|---------------------|-----|------|------|------|-------|
| Mar 2023 Enrollment | 830 | 822 | 853 | 895 | 3400 |

ECRCHS - MAR 2023 ADA BY TYPE



| Type | Gen Ed | Alt Ed | ISP | Special Ed | Total |
|---------|---------|--------|--------|------------|---------|
| Mar ADA | 2567.36 | 78.79 | 143.21 | 308.07 | 3097.43 |