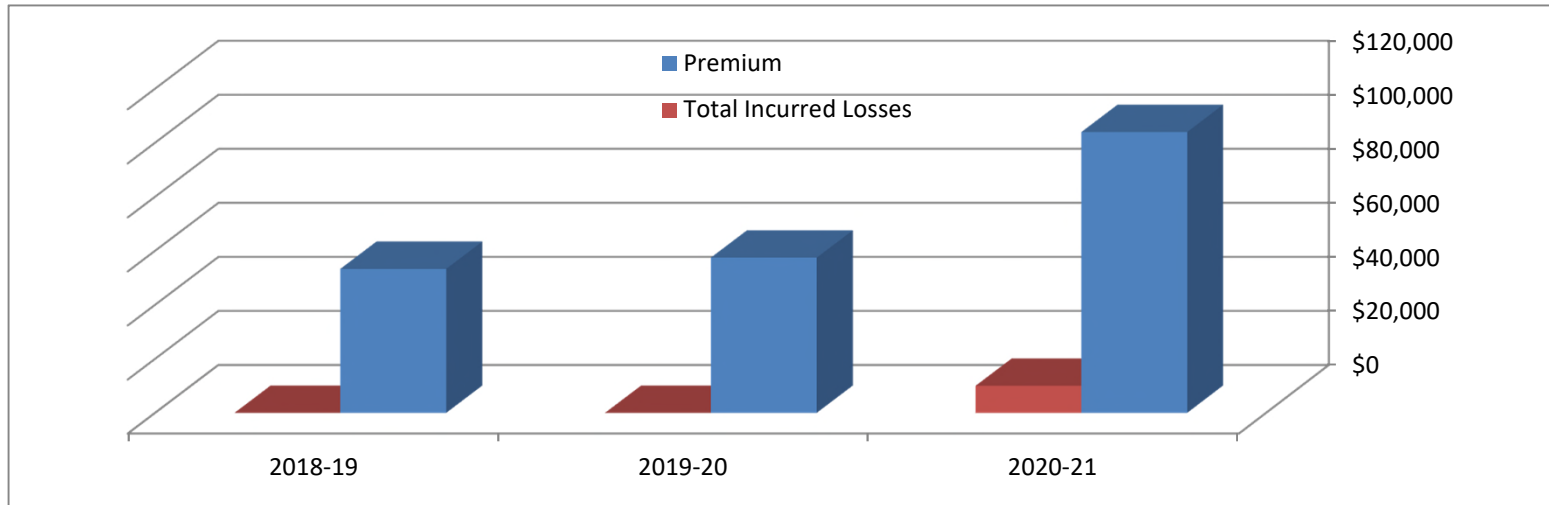




## El Camino Real Alliance Commercial General Liability Premium and Loss Summary

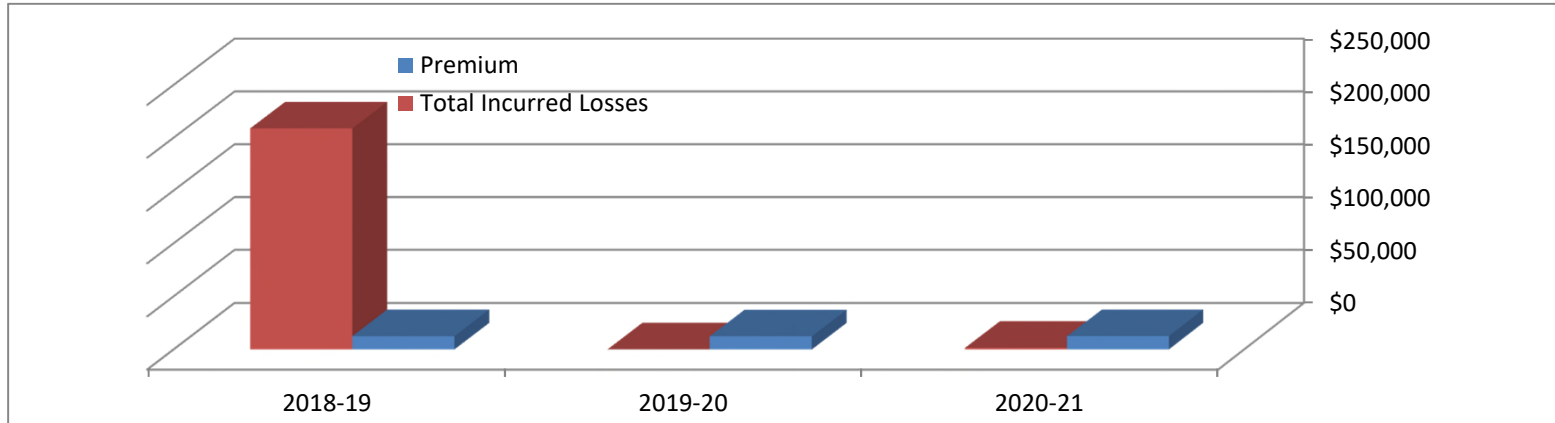
Year	Carrier	Premium	Total Claims	Paid Losses	Reserved Losses	Total Incurred Losses	Avg. Cost Per Claim	Loss Ratio
2020-21	Hanover	\$103,946	1	\$0	\$10,000	\$10,000	\$10,000	10%
2019-20	Hanover	\$57,459	0	\$0	\$0	\$0	\$0	0%
2018-19	Hanover	\$53,298	0	\$0	\$0	\$0	\$0	0%
		<b>\$214,703</b>	<b>1</b>	<b>\$93</b>	<b>\$10,000</b>	<b>\$10,000</b>	<b>\$10,000</b>	<b>5%</b>





## EI Camino Real Alliance Educators Legal Liability Liability Premium and Loss Summary

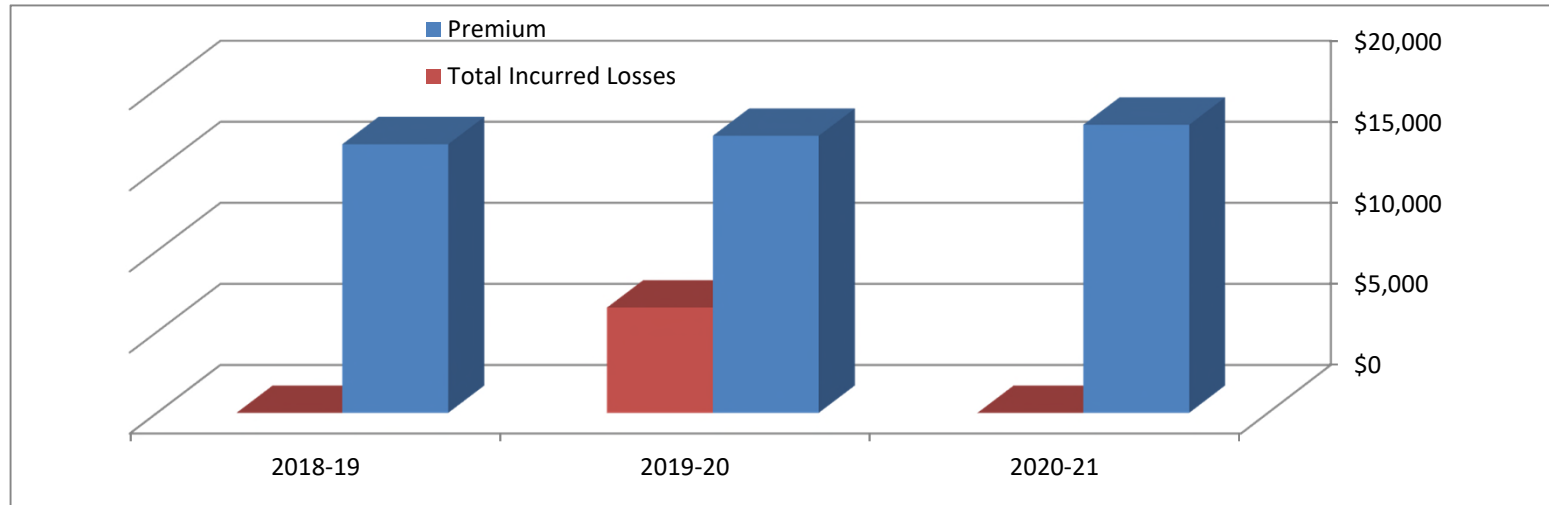
Year	Carrier	Premium	Total Claims	Paid Losses	Reserved Losses	Total Incurred Losses	Avg. Cost Per Claim	Loss Ratio
2020-21	Hanover	\$12,551	2	\$0	\$1,500	\$1,500	\$750	12%
2019-20	Hanover	\$12,366	6	\$112	\$0	\$112	\$19	1%
2018-19	Hanover	\$12,487	8	\$208,842	\$0	\$208,842	\$26,105	1672%
		<b>\$37,404</b>	<b>16</b>	<b>\$208,954</b>	<b>\$1,500</b>	<b>\$210,454</b>	<b>\$13,153</b>	<b>563%</b>





## El Camino Real Alliance Commercial Property Liability Premium and Loss Summary

Year	Carrier	Premium	Total Claims	Paid Losses	Reserved Losses	Total Incurred Losses	Avg. Cost Per Claim	Loss Ratio
2020-21	Hanover	\$17,775	0	\$0	\$0	\$0	\$0	0%
2019-20	Hanover	\$17,092	1	\$6,496	\$0	\$6,496	\$6,496	38%
2018-19	Hanover	\$16,575	0	\$0	\$0	\$0	\$0	0%
		<b>\$51,442</b>	<b>1</b>	<b>\$6,496</b>	<b>\$0</b>	<b>\$6,496</b>	<b>\$6,495.67</b>	<b>13%</b>





## El Camino Real Alliance Workers' Compensation Liability Premium and Loss Summary

Year	Carrier	Premium	Total Claims	Paid Losses	Reserved Losses	Total Incurred Losses	Avg. Cost Per Claim	Loss Ratio
2020-21	Benchmark	\$228,642	1	\$47,802	\$37,128	\$84,930	\$84,930	37%
2019-20	Benchmark	\$243,801	7	\$12,167	\$21,442	\$33,609	\$4,801	14%
2018-19	Benchmark	\$272,706	20	\$94,336	\$61,356	\$155,692	\$7,785	57%
		<b>\$745,149</b>	<b>28</b>	<b>\$154,305</b>	<b>\$119,927</b>	<b>\$274,232</b>	<b>\$0</b>	<b>37%</b>

