



# El Camino Real Charter High School

## Board Meeting

---

### Date and Time

Wednesday February 15, 2017 at 5:00 PM PST

### Location

El Camino Real Charter High School's Anderson Hall, 5440 Valley Circle Blvd, Woodland Hills, CA 91367

---

### BOARD MEETING

For board meeting materials, please see Donna Bennett in the school's main office, or contact her at (818) 595-7500 or [do.bennett@ecrchs.net](mailto:do.bennett@ecrchs.net). Some board meeting materials are also posted in the school's website (<http://ecrchs.net/ecr-board/>).

### INSTRUCTIONS FOR PRESENTATIONS TO THE BOARD BY PARENTS AND CITIZENS

El Camino Real Alliance ("ECRA") welcomes your participation at ECRA's Board meetings. The purpose of a public meeting of the Board of Directors ("Board") is to conduct the affairs of ECRA in public. Your participation assures us of continuing community interest in our charter school. To assist you in the ease of speaking/ participating in our meetings, the following guidelines are provided:

1. Agendas are available to all audience members at the door to the meeting.
2. "Request to Speak" forms are available to all audience members who wish to speak on any agenda items or under the general category of "Oral Communications." "Oral Communications" is set aside for members of the audience to raise issues that are not specifically on the agenda. However, due to public meeting laws, the Board can only listen to your issue, not respond or take action. These presentations are limited to three (3) minutes and total time allotted to non-agenda items will not exceed twenty-five (25) minutes. The Board may give direction to staff to respond to your concern or you may be offered the option of returning with a citizen-requested item.
3. You may also complete a "Request to Speak" form to address the Board on Agenda items. With regard to such agenda items, you may specify that agenda item on your "Request to Speak" form and you will be given an

opportunity to speak for up to three (3) minutes before the item, and total time allocated to agenda items will not exceed six (6) minutes for a discussion item and nine (9) minutes per vote item.

4. When addressing the Board, speakers are requested to state their name and adhere to the time limits set forth.

5. Any public records relating to an agenda item for an open session of the Board which are distributed to all, or a majority of all, of the Board members shall be available for public inspection at 5440 Valley Circle Blvd., Woodland Hills, California, 91367.

Consent Agenda: All matters listed under the consent agenda are considered by the Board to be routine and will be approved/enacted by the Board in one motion in the form listed below. Unless specifically requested by a Board member for further discussion or removed from the agenda, there will be no discussion of these items prior to the Board votes on them. The Executive Director recommends approval of all consent agenda items.

*In compliance with the Americans with Disabilities Act (ADA) and upon request, El Camino Real Alliance may furnish reasonable auxiliary aids and services to qualified individuals with disabilities. Requests for disability related modifications or accommodations shall be made 24 hours prior to the meeting to Donna Bennett, office assistant, in person or by calling (818) 595-7500.*

**Agenda**

	Purpose	Presenter	Time
<b>I. Opening Items</b>			<b>5:00 PM</b>
Opening Items			
<b>A.</b> Record Attendance and Guests		Melanie Horton	1 m
<b>B.</b> Call the Meeting to Order		Jonathan Wasser	1 m
<b>C.</b> Pledge of Allegiance		Scott Silverstein	1 m
<b>D.</b> Public Comments		Public	10 m
<b>E.</b> Introduction of new Chief Compliance Officer		Daniel Chang	5 m
<b>F.</b> Executive Director Update	Discuss	David Hussey	5 m
Including need to initiate new search for CBO			
<b>G.</b> UTLA Update	Discuss	Jason Kinsella	5 m
<b>H.</b> Student Council Update		Student Council	10 m

	Purpose	Presenter	Time
<b>I. Overview of Career Technical Education (CTE) Program</b>		Melissa Charters	10 m
<b>II. Consent</b>			<b>5:48 PM</b>
<b>A. Review and Vote on January 18, 2017 Regular Board Meeting Minutes</b>	Approve Minutes	Jonathan Wasser	5 m
<b>B. Review and Vote on January 24, 2017 Special Board Meeting Minutes</b>	Approve Minutes	Jonathan Wasser	5 m
<b>III. School Business</b>			<b>5:58 PM</b>
<b>A. Review and Vote on 2017-2018 School Calendar</b>	Vote	Dean Bennett	5 m
<b>B. Discuss and Vote on Dates to Open up Board Elections</b>	Vote	Jonathan Wasser	10 m
There are three (3) board positions up for reelection in June 2017: two (2) teacher representatives and one (1) parent representative.			
<b>C. Discuss and Vote on Creating an Executive Director Review Committee</b>	Vote	Jonathan Wasser	5 m
<b>D. Review Guidelines for Annual Submission of Form 700, Statement of Economic Interests</b>	Discuss	Melanie Horton	5 m
<b>E. Update on Transitioning ECR's Network/ISP from LAUSD</b>	Discuss	Fernando Delgado	10 m
<b>IV. Financial</b>			<b>6:33 PM</b>
<b>A. Review and Vote on November and December Check Registers</b>	Vote	Phil Alfonso	15 m
<b>B. December 2016 Financial Update</b>	Discuss	EdTec	15 m
<b>C. Discuss Board Preferences for Presentation of Monthly Financial Information</b>	Discuss	Phil Alfonso	15 m
<b>D. Vote on Form 990 for 2015-2016 Fiscal Year</b>	Vote	Phil Alfonso	5 m

	Purpose	Presenter	Time
<p><b>E.</b> Discuss and Possibly Take Action on Security of Cash Deposits</p> <p>Hanmi Bank will discuss ECRA's cash deposits and recommendations for enhanced security</p>	Vote	Patti Thompson Derry	15 m
<p><b>F.</b> Discuss Opterra's Proposals for Use of Prop 39 Funds</p> <p>There is \$760,000 in Prop 39 funds allocated to ECRCHS. In order to claim these funds, ECRCHS must submit a spending plan to the State by August 1, 2017</p>	Discuss	Opterra	20 m
<p><b>G.</b> Vote on Opterra's Proposals for Use of Prop 39 Funds</p>	Vote	Jonathan Wasser	5 m
<p><b>H.</b> Discuss NAEROK'S Proposal for Design Services and Permit Fees for Shoup Property</p>	Discuss	NAEROK	20 m
<p><b>I.</b> Vote on NAEROK'S Proposal for Design Services and Permit Fees for Shoup Property</p>	Vote	Jonathan Wasser	5 m
<p><b>J.</b> Vote on Purchasing Testing Equipment (700 devices) for SBAC Testing</p>	Vote	Fernando Delgado	10 m
<p><b>K.</b> Discuss and Vote on Stipend for Human Resource Certifications</p>	Vote	Melanie Horton	15 m
<p><b>L.</b> Discuss Lifetime Benefits Trust and Possibly Vote to Increase Contributions</p>	Vote	Melanie Horton	15 m
<p><b>M.</b> Discuss and Vote on Transfer of Contacts for Pacific Western Bank Accounts</p> <p>Remove Melanie Horton as online administrator of PWB accounts, and designate Daniel Chang, Chief Compliance Officer as online administrator of PWB accounts.</p>	Vote	Melanie Horton	5 m
<p><b>N.</b> Discuss and Vote on Transfer of Contacts for Hanmi Bank Accounts</p> <p>Remove Melanie Horton as online administrator of Hanmi Bank accounts, and designate Daniel Chang, Chief Compliance Officer as online administrator of Hanmi Bank accounts.</p>	Vote	Melanie Horton	5 m
<p><b>O.</b> Discuss and Vote on Transfer of Contacts for Charles Schwab Trust Account</p>	Vote	Melanie Horton	5 m

	Purpose	Presenter	Time	
	Remove Melanie Horton as trustee, and add David Hussey as trustee, for the Charles Schwab trust account for employee lifetime health benefits.			
<b>P.</b>	Discuss New Developments with FCMAT	Discuss	Melanie Horton	10 m
	<p>ECRCHS voluntarily contracted with FCMAT in February 2016 to meet with staff and review internal controls, processes, and procedures for the business office, and make recommendations for improvement, if any, in the following areas: purchasing, including travel and conference; accounts payable; accounts receivable; payroll; and student store. FCMAT conducted its first visit in September 2016. The follow up visit was originally planned for January, but was rescheduled for April 2-4, 2017, to allow more time for new staff to become familiar with the school's fiscal policies and procedures. Last week, however, in light of additional staff changes, FCMAT withdrew from the engagement, noting they would be pleased to consider re-engaging with ECR once we have a full business office staff in place.</p>			
<b>Q.</b>	Vote on Forming Audit Committee for the 2016/17 Annual Audit	Vote	Jonathan Wasser	5 m
<b>R.</b>	Discuss Allocation of Resources and Strategies to Enhance Communication of Available Resources	Discuss	Julie Kornack	10 m
	<p>Discuss allocation of resources and strategies to enhance communication of available resources for academic and extracurricular activities.</p>			
<b>V.</b>	<b>Closing Items</b>		<b>9:48 PM</b>	
<b>A.</b>	Adjourn Meeting	Vote	Jonathan Wasser	1 m

## Coversheet

### Review and Vote on January 18, 2017 Regular Board Meeting Minutes

**Section:** II. Consent  
**Item:** A. Review and Vote on January 18, 2017 Regular Board Meeting Minutes  
**Purpose:** Approve Minutes  
**Submitted by:**  
**Related Material:** Minutes for Board Meeting on January 18, 2017

APPROVED



# El Camino Real Charter High School

## Minutes

### Board Meeting

---

#### Date and Time

Wednesday January 18, 2017 at 5:00 PM

#### Location

El Camino Real Charter High School, Anderson Hall, 5440 Valley Circle Blvd, Woodland Hills, CA 91367

---

For board meeting materials, please see Donna Bennett in the school's main office, or contact her at (818) 595-7500 or [do.bennett@ecrchs.net](mailto:do.bennett@ecrchs.net). Some board meeting materials are also posted in the school's website, (<http://ecrchs.net/ecr-board/>).

#### INSTRUCTIONS FOR PRESENTATIONS TO THE BOARD BY PARENTS AND CITIZENS

El Camino Real Alliance ("ECRA") welcomes your participation at ECRA's Board meetings. The purpose of a public meeting of the Board of Directors ("Board") is to conduct the affairs of ECRA in public. Your participation assures us of continuing community interest in our charter school. To assist you in the ease of speaking/ participating in our meetings, the following guidelines are provided:

1. Agendas are available to all audience members at the door to the meeting.
2. "Request to Speak" forms are available to all audience members who wish to speak on any agenda items or under the general category of "Oral Communications." "Oral Communications" is set aside for members of the audience to raise issues that are not specifically on the agenda. However, due to public meeting laws, the Board can only listen to your issue, not respond or take action. These presentations are limited to three (3) minutes and total time allotted to non-agenda items will not exceed twenty-five (25) minutes. The Board may give direction to staff to

respond to your concern or you may be offered the option of returning with a citizen-requested item.

3. You may also complete a "Request to Speak" form to address the Board on Agenda items. With regard to such agenda items, you may specify that agenda item on your "Request to Speak" form and you will be given an opportunity to speak for up to three (3) minutes before the item, and total time allocated to agenda items will not exceed six (6) minutes for a discussion item and nine (9) minutes per vote item.

4. When addressing the Board, speakers are requested to state their name and adhere to the time limits set forth.

5. Any public records relating to an agenda item for an open session of the Board which are distributed to all, or a majority of all, of the Board members shall be available for public inspection at 5440 Valley Circle Blvd., Woodland Hills, California, 91367.

Consent Agenda: All matters listed under the consent agenda are considered by the Board to be routine and will be approved/enacted by the Board in one motion in the form listed below. Unless specifically requested by a Board member for further discussion or removed from the agenda, there will be no discussion of these items prior to the Board votes on them. The Executive Director recommends approval of all consent agenda items.

*In compliance with the Americans with Disabilities Act (ADA) and upon request, El Camino Real Alliance may furnish reasonable auxiliary aids and services to qualified individuals with disabilities. Requests for disability related modifications or accommodations shall be made 24 hours prior to the meeting to Donna Bennett, office assistant, in person or by calling (818) 595-7500.*

---

#### **Directors Present**

Beatriz Chen, Darin Ryburn, Diane Wynne, Jonathan Wasser, Julie Kornack, Robert Weinberg, Scott Silverstein, Steven Kofahl

#### **Directors Absent**

Steve Cohen

---

### **I. Opening Items**

#### **A. Record Attendance and Guests**

#### **B. Call the Meeting to Order**

Jonathan Wasser called a meeting of the board of directors of El Camino Real Charter High School to order on Wednesday Jan 18, 2017 at 5:09 PM.

#### **C. Pledge of Allegiance**

#### **D.**



## Public Comments

There were two speakers with public comments. One speaker expressed concern over rumors of changes to the marching band. The second speaker spoke in opposition to agenda item III F.

### E. Presentation by The Village Nation

### F. Executive Director's Report

### G. UTLA Update

## II. Consent

### A. Review and Vote on December 14, 2016 Regular Board Meeting Minutes

Steven Kofahl made a motion to approve minutes from the Board Meeting on 12-14-16 Board Meeting on 12-14-16.

Julie Kornack seconded the motion.

The board **VOTED** unanimously to approve the motion.

#### Roll Call

Diane Wynne	Absent
Darin Ryburn	Abstain
Scott Silverstein	Aye
Steve Cohen	Absent
Beatriz Chen	Abstain
Jonathan Wasser	Aye
Steven Kofahl	Aye
Robert Weinberg	Abstain
Julie Kornack	Aye

### B. Review and Vote on December 19, 2016 Special Board Meeting Minutes

Steven Kofahl made a motion to approve minutes from the Special Board Meeting on 12-19-16 Special Board Meeting on 12-19-16.

Julie Kornack seconded the motion.

The board **VOTED** unanimously to approve the motion.

#### Roll Call

Steve Cohen	Absent
Julie Kornack	Aye
Scott Silverstein	Aye
Diane Wynne	Absent
Robert Weinberg	Abstain
Beatriz Chen	Abstain
Steven Kofahl	Aye
Jonathan Wasser	Aye

**Roll Call**

Darin Ryburn     Aye

**III. School Business**

**A. Closed Session: Public Employment, Title: Chief Business Officer (Location: ECRA Faculty Lounge)**

At the start of the meeting, Jonathan Wasser moved Section III to the end of the agenda, and moved Section III Item A and Item B to the end of Section III. As a result, new Board member Diane Wynne was able to vote on all voting items in Section III and Section V of the agenda, and members of the public did not have to wait throughout closed session in order to be present for voting on other agenda items.

Steven Kofahl made a motion to enter into closed session. Beatriz Chen seconded the motion. The Board entered into closed session at 9:15 pm.

**B. Open Session: Possible Board Approval of Resolution Regarding Executive Compensation for CBO**

The Board returned to open session at 9:32 pm.

Darin Ryburn made a motion to approve the resolution regarding executive compensation for CBO.

Julie Kornack seconded the motion.

The board **VOTED** unanimously to approve the motion.

**Roll Call**

Diane Wynne     Abstain

Julie Kornack     Aye

Steve Cohen     Absent

Scott Silverstein     Aye

Robert Weinberg     Aye

Darin Ryburn     Aye

Jonathan Wasser     Aye

Steven Kofahl     Aye

Beatriz Chen     Aye

**C. Possible Board Approval of Employment Agreement for the Chief Business Officer**

Beatriz Chen made a motion to approve the employment agreement for the Chief Business Officer.

Julie Kornack seconded the motion.

The board **VOTED** unanimously to approve the motion.

**Roll Call**

Steve Cohen     Absent

Julie Kornack     Aye

Diane Wynne     Aye

Steven Kofahl     Aye

**Roll Call**

Robert Weinberg Aye  
Scott Silverstein Aye  
Darin Ryburn Aye  
Beatriz Chen Aye  
Jonathan Wasser Aye

**D. Public Hearing:ECRA's Initial Proposal for re-opening negotiations for 2016-17 school year with UTLA**

**E. Public Hearing:UTLA's Initial Proposal for re-opening negotiations for 2016-17 school year with ECRA**

**F. Discuss The Village Nation Events and Contract**

**G. Vote on 2015-16 School Accountability Report Card (SARC)**

Beatriz Chen made a motion to approve the 2015-16 School Accountability Report Card.

Robert Weinberg seconded the motion.

The board **VOTED** unanimously to approve the motion.

**Roll Call**

Jonathan Wasser Aye  
Darin Ryburn Aye  
Steve Cohen Absent  
Scott Silverstein Aye  
Diane Wynne Aye  
Robert Weinberg Aye  
Beatriz Chen Aye  
Steven Kofahl Aye

**H. Shoup Property Update**

**IV. Governance**

**A. Update on Election for Classified Representative**

**B. Vote to Install New Classified Representative (Term Expires 6/30/18)**

Darin Ryburn made a motion to install Diane Wynne as the new Classified Representative (term expires 6/30/18).

Beatriz Chen seconded the motion.

The board **VOTED** unanimously to approve the motion.

**Roll Call**

Jonathan Wasser Aye  
Diane Wynne Absent  
Steve Cohen Absent

**Roll Call**

Scott Silverstein Aye  
Darin Ryburn Aye  
Robert Weinberg Aye  
Beatriz Chen Aye  
Julie Kornack Aye  
Steven Kofahl Aye

**C. Discuss Spring 2017 Board Goals and Objectives**

The goals discussed include allocating additional resources for college counselors; increasing transparency in the community; and enhancing use of social media to promote the school's achievements. The Board also created an ad hoc committee to discuss the use of Prop 39 funds; Scott Silverstein is the committee chair, and Darin Wynne and Julie Kornack are members. Scott Silverstein also brought up the issue of conducting a traffic study as an objective for Spring 2017.

**D. Discuss Agenda Items for Upcoming Months**

**V. Financial**

**A. Discuss and Possibly Take Action on Security of Cash Deposits**

Darin Ryburn made a motion to table this item to the next meeting.  
Scott Silverstein seconded the motion.  
The board **VOTED** unanimously to approve the motion.

**Roll Call**

Diane Wynne Aye  
Jonathan Wasser Aye  
Scott Silverstein Aye  
Darin Ryburn Aye  
Steve Cohen Absent  
Julie Kornack Aye  
Beatriz Chen Aye  
Steven Kofahl Aye  
Robert Weinberg Aye

**B. Review and Vote on November Check Register**

Darin Ryburn made a motion to table this item to the next meeting.  
Robert Weinberg seconded the motion.  
The board **VOTED** unanimously to approve the motion.

**Roll Call**

Steve Cohen Absent  
Diane Wynne Aye

**Roll Call**

Scott Silverstein Aye  
Jonathan Wasser Aye  
Julie Kornack Aye  
Steven Kofahl Aye  
Darin Ryburn Aye  
Robert Weinberg Aye  
Beatriz Chen Aye

**C. November 2016 Financial Update**

**D. Review and Vote on Plan for Use of College Readiness Block Grant Funds**

Darin Ryburn made a motion to approve the plan for use of College Readiness Block Grant funds.

Julie Kornack seconded the motion.

The board **VOTED** unanimously to approve the motion.

**Roll Call**

Steven Kofahl Aye  
Darin Ryburn Aye  
Julie Kornack Aye  
Beatriz Chen Aye  
Robert Weinberg Aye  
Scott Silverstein Aye  
Steve Cohen Absent  
Jonathan Wasser Aye  
Diane Wynne Aye

**E. Assign Permission to Validate Checks in ERP System to New Controller**

Robert Weinberg made a motion to assign permission to validate checks in the ERP system to the new Controller.

Beatriz Chen seconded the motion.

The board **VOTED** unanimously to approve the motion.

**Roll Call**

Julie Kornack Aye  
Beatriz Chen Aye  
Diane Wynne Aye  
Jonathan Wasser Aye  
Darin Ryburn Aye  
Steve Cohen Absent  
Scott Silverstein Aye  
Steven Kofahl Aye  
Robert Weinberg Aye

**F.**

### **Discuss and Vote on the Transfer of Contacts for All 403 (b) and 457 Accounts**

Darin Ryburn made a motion to remove Dave Fehte and Marshall Mayotte as trustees, and add David Hussey and Dean Bennett as trustees, on all 403 (b) and 457 (b) accounts.

Beatriz Chen seconded the motion.

The board **VOTED** unanimously to approve the motion.

#### **Roll Call**

Darin Ryburn	Aye
Diane Wynne	Aye
Robert Weinberg	Aye
Jonathan Wasser	Aye
Scott Silverstein	Aye
Steven Kofahl	Aye
Steve Cohen	Absent
Beatriz Chen	Aye
Julie Kornack	Aye

## **VI. Closing Items**

### **A. Recognition of Outgoing Board Member**

### **B. Adjourn Meeting**

There being no further business to be transacted, and upon motion duly made, seconded and approved, the meeting was adjourned at 9:40 PM.

Respectfully Submitted,

Melanie Horton

Julie Kornack made a motion to adjourn the meeting.

Scott Silverstein seconded the motion.

The board **VOTED** unanimously to approve the motion.

#### **Roll Call**

Diane Wynne	Aye
Scott Silverstein	Aye
Steve Cohen	Absent
Steven Kofahl	Aye
Robert Weinberg	Aye
Jonathan Wasser	Aye
Beatriz Chen	Aye
Julie Kornack	Aye
Darin Ryburn	Aye

## Coversheet

### Review and Vote on January 24, 2017 Special Board Meeting Minutes

**Section:** II. Consent  
**Item:** B. Review and Vote on January 24, 2017 Special Board Meeting Minutes  
**Purpose:** Approve Minutes  
**Submitted by:**  
**Related Material:** Minutes for Special Board Meeting on January 24, 2017

APPROVED



# El Camino Real Charter High School

## Minutes

### Special Board Meeting

---

#### Date and Time

Tuesday January 24, 2017 at 4:00 PM

#### Location

El Camino Real Charter High School, Library, 5440 Valley Circle Blvd, Woodland Hills, CA 91367

---

#### SPECIAL BOARD MEETING

For board meeting materials, please see Donna Bennett in the school's main office, or contact her at (818) 595-7500 or [do.bennett@ecrchs.net](mailto:do.bennett@ecrchs.net). Some board meeting materials are also posted in the school's website (<http://ecrchs.net/ecr-board/>).

#### INSTRUCTIONS FOR PRESENTATIONS TO THE BOARD BY PARENTS AND CITIZENS

El Camino Real Alliance ("ECRA") welcomes your participation at ECRA's Board meetings. The purpose of a public meeting of the Board of Directors ("Board") is to conduct the affairs of ECRA in public. Your participation assures us of continuing community interest in our charter school. To assist you in the ease of speaking/ participating in our meetings, the following guidelines are provided:

1. Agendas are available to all audience members at the door to the meeting.
2. "Request to Speak" forms are available to all audience members who wish to speak on any agenda items or under the general category of "Oral Communications." "Oral Communications" is set aside for members of the audience to raise issues that are not specifically on the agenda. However, due to public meeting laws, the Board can only listen to your issue, not respond or take action. These presentations are limited to three (3) minutes and total time allotted to non-



agenda items will not exceed twenty-five (25) minutes. The Board may give direction to staff to respond to your concern or you may be offered the option of returning with a citizen-requested item.

3. You may also complete a "Request to Speak" form to address the Board on Agenda items. With regard to such agenda items, you may specify that agenda item on your "Request to Speak" form and you will be given an opportunity to speak for up to three (3) minutes before the item, and total time allocated to agenda items will not exceed six (6) minutes for a discussion item and nine (9) minutes per vote item.

4. When addressing the Board, speakers are requested to state their name and adhere to the time limits set forth.

5. Any public records relating to an agenda item for an open session of the Board which are distributed to all, or a majority of all, of the Board members shall be available for public inspection at 5440 Valley Circle Blvd., Woodland Hills, California, 91367.

Consent Agenda: All matters listed under the consent agenda are considered by the Board to be routine and will be approved/enacted by the Board in one motion in the form listed below. Unless specifically requested by a Board member for further discussion or removed from the agenda, there will be no discussion of these items prior to the Board votes on them. The Executive Director recommends approval of all consent agenda items.

*In compliance with the Americans with Disabilities Act (ADA) and upon request, El Camino Real Alliance may furnish reasonable auxiliary aids and services to qualified individuals with disabilities. Requests for disability related modifications or accommodations shall be made 24 hours prior to the meeting to Donna Bennett, office assistant, in person or by calling (818) 595-7500.*

---

#### **Directors Present**

Beatriz Chen, Darin Ryburn, Diane Wynne, Jonathan Wasser, Julie Kornack, Scott Silverstein, Steve Cohen

#### **Directors Absent**

Robert Weinberg, Steven Kofahl

#### **Directors who arrived after the meeting opened**

Beatriz Chen

#### **Directors who left before the meeting adjourned**

Jonathan Wasser, Scott Silverstein, Steve Cohen

#### **Guests Present**

David Hussey, Janelle Ruley

---

## I. Opening Items

### A. Record Attendance and Guests

### B. Call the Meeting to Order

Jonathan Wasser called a meeting of the board of directors of El Camino Real Charter High School to order on Tuesday Jan 24, 2017 at 4:14 PM.

### C. Pledge of Allegiance

### D. Public Comments

There were no speakers.

## II. Closed Session

### A. Conference with Legal Counsel—Anticipated Litigation

Scott Silverstein made a motion to enter into closed session. Steve Cohen seconded the motion. The Board entered into closed session at 4:17 pm.

Darin Ryburn made a motion to enter into a General Release of All Claims and Settlement Agreement with the Chief Business Officer wherein the Chief Business Officer will release all claims and resign from employment, effective June 30, 2017, in exchange for a severance payment.

Steve Cohen seconded the motion.

The board **VOTED** unanimously to approve the motion.

#### Roll Call

Darin Ryburn	Aye
Steve Cohen	Aye
Jonathan Wasser	Aye
Scott Silverstein	Aye
Diane Wynne	Aye
Steven Kofahl	Absent
Robert Weinberg	Absent
Julie Kornack	Abstain
Beatriz Chen	Absent

## III. Vendor Training for ECRA Board Members

### A. Board on Track Training

Beatriz Chen arrived.

### B. Prop 39 Training

### C.

## **NAEROK Overview**

### **IV. Legal and Fiscal Training for ECRA Board Members and ECRCHS Administrators**

#### **A. Fiscal Policies & Procedures Training**

The meeting adjourned before this training occurred as three board members left early and there was no longer a quorum in place.

Jonathan Wasser left.

Steve Cohen left.

Scott Silverstein left.

#### **B. Annual Legal Training**

The meeting adjourned before this training occurred as three board members left early and there was no longer a quorum in place.

### **V. Closing Items**

#### **A. Adjourn Meeting**

Julie Kornack made a motion to adjourn the meeting. Darin Ryburn seconded the motion.

There being no further business to be transacted, and upon motion duly made, seconded and approved, the meeting was adjourned at 7:02 PM.

Respectfully Submitted,  
Melanie Horton

# Coversheet

## Review and Vote on 2017-2018 School Calendar

**Section:** III. School Business  
**Item:** A. Review and Vote on 2017-2018 School Calendar  
**Purpose:** Vote  
**Submitted by:**  
**Related Material:** Proposed Calendar 2017-2018.docx

## EL CAMINO REAL CHARTER HIGH SCHOOL

### Proposed School Calendar 2017-2018

August 10 and 11, 2017	Pupil Free Days
August 14, 2017	First Day of Instruction
September 1, 2017	Admissions Day (No School)
September 4, 2017	Labor Day (No School)
September 21, 2017	Rosh Hashanah (No School)
September 22, 2017	Pupil Free Professional
Development Day	
November 10, 2017	Veterans' Day (No School)
November 20-24, 2017	Thanksgiving Break (No School)
December 13-15, 2017	Final Exams (Minimum Days)
December 18, 2017 - January 5, 2018	Winter Break
January 8, 2018	Pupil Free Professional Development
Day	
January 9, 2018	First Day of Second Semester
January 15, 2018	Martin Luther King Birthday (No School)
February 19, 2018	Presidents' Day (No School)
March 26, 2018 - March 30, 2018	Spring Break (No School)
April 2, 2018	Cesar Chavez Day (No School)
May 28, 2018	Memorial Day (No School)
June 4-6, 2018	Final Exams (Minimum Days)
June 7, 2018	Senior Clearance Day
June 8, 2018	Graduation/ Last Day of School

14 Professional Development Day Schedule Days: TBD by LAUSD and ECRCHS

180 Total Days of Instruction

Fall Semester = 80 days of instruction

Spring Semester = 100 days of instruction

# Coversheet

## Review and Vote on November and December Check Registers

**Section:** IV. Financial  
**Item:** A. Review and Vote on November and December Check Registers  
**Purpose:** Vote  
**Submitted by:**  
**Related Material:** November 2016 Check Register.pdf  
December 2016 Check Register.pdf

**Check Register**



El Camino High School  
 November 2016

Grand Total 837,029.07

Vendor	Check Number	Voided	Date	Description	Check Amount
Brooks Transportation Inc.	11600		11/1/16	ECR-S/2016/3191, Boys Water Polo, 9/14/16 Round Trip ECR to Pierce College-Water Polo	1,700.00
Ziat Zahur	11615		11/1/16	PRJRN/2016/0600,16-17 Robotics,Vex Robotics Reseda Competition Registration	375.00
The Cruz Center	11638		11/1/16	ECR-S/2016/3278, 16-17 Special Ed General, 09/16 Special Ed Services (PT)	1,191.25
Inspire Communication, Inc	11639		11/1/16	ECR-S/2016/3316, 16-17 Special Ed General, 08/16 Screening and Therapy/Staff Consultation and Documentation	3,378.75
Inspire Communication, Inc	11640		11/1/16	ECR-S/2016/3315, 16-17 Special Ed General, 09/16 Screening and Therapy/Staff Consultation and Documentation	5,588.75
Chartwells Division	11668		11/1/16	ECR-S/2016/3325, 16-17 General (Operations), 08/31 Food Services	30,438.25
Chartwells Division	11669		11/1/16	ECR-S/2016/3324, 16-17 General (Operations), 09/16 Lunches for Board Meetings	116.40
Jacob Harvey	11670		11/1/16	ECR-S/2016/3253, 16-17 Drama, Lighting Design	500.00
Cloie Taylor	11671		11/1/16	ECR-S/2016/3254, 16-17 Drama, Choreographer Fall Play Peter and the Starcatcher	500.00
EdTec Inc.	11672		11/1/16	ECR-S/2016/3275, General (Operations), 10/16 EdTec Monthly Service	17,034.94
Law Offices of Young, Minney & Corr, LLP	11673		11/1/16	ECR-S/2016/3259, 16-17 General (Operations), 09/16 Legal Fees	50,788.44
Daniel/Patricia Filous	11674		11/1/16	ECR-S/2016/3276, General (Academic) , 10/18/16 Refund for CSF	10.00
Naerok Facilities Management	11675		11/1/16	ECR-S/2016/3326, 16-17 General (Operations), 10/1/16-10/14/16 Security Services	9,580.37
Naerok Facilities Management	11676		11/1/16	ECR-S/2016/3327, 16-17 General (Operations), 10/14/16 Security Services for Football	1,489.62
Sports Imports	11677		11/1/16	ECR-S/2016/3279, 16-17 Boys Volleyball, Top Net Tape-Customized	383.50
The Print Spot	11678		11/1/16	ECR-S/2016/3329, General (Operations), 08/16 Printing and Copying Services	20,924.97
Warner Center Marriott	11679		11/1/16	ECR-S/2016/3328, T-JV/Varsity Football, Warner Center Marriott Balance	2,875.00
Board of Equalization	11680		11/1/16	ECR-S/2016/3330, 16-17 General (Operations), 07/01/16 - 09/30/16 Sales and Use Tax	2,838.00
Underwood Family Farms	11681		11/1/16	ECR-S/2016/3332, 16-17 Humanitas, 11/02/16 Educational Farm Tour at Underwood Family Farms	540.00
Eastbay Team Sales	10253		11/2/16	ECR-S/2016/3319, T-1617Girls Basketball, Hypershifts - Gray - 5 shoes	423.76
J-Dub	10254		11/2/16	ECR-S/2016/3290, T-1617Baseball, Travel Bag	855.65
The Print Spot	11682		11/2/16	ECR-S/2016/3331, 16-17 General (Operations), 09/16 Printing and Copying Services	5,265.16
SJM Industrial Radio	11683		11/2/16	ECR-S/2016/3318, General (Operations), CP200D Radio	1,190.66
Varsity Spirit Fashion	11684		11/2/16	ECR-S/2016/3295, Cheerleader, VSF Women's Shell	1,643.98
West Valley-Warner Center Chamber of Commerce	11685		11/2/16	ECR-S/2016/3272, General (Operations), 11/1/16-11/1/17 Membership Investment	99.00

Note: Multiple expenses or "Itemized/Invoice Amounts" may be paid by one check. The total "Check Amount" will appear for each "Itemized/Invoice Amount" paid by the check. Payroll checks are not included on this register.

Vendor	Check Number	Voided	Date	Description	Check Amount
Sarabeth Rothfeld	11686		11/2/16	ECR-S/2016/3336, 16-17 Special Ed General, 9/23/16-9/30/16 Special Ed Services	1,025.00
Michele Young	11687		11/2/16	ECR-S/2016/3334, 16-17 Drama, Costumes 1st payment Inv 162 Peter and the Starcatcher	2,000.00
Chartwells Division	11688		11/2/16	ECR-S/2016/3335, 16-17 General (Operations), 09/16 Food Services	63,873.37
				ECR-S/2016/3300, English ,	
Staples Business Advantage	11689		11/3/16	HP 35A Black Toner Cartridge	1,034.14
Catherine Davis	11690		11/3/16	PRJRN/2016/0613,Vocational Arts,Registration Fee	845.82
				ECR-S/2016/3340, T-1617Girls Soccer, Hudson Crop - White Camo - 45S	1,850.00
Strut-This	10255		11/4/16	ECR-S/2016/3311, T-Drill Team , 36"x54" arc lame royal blue silk for flag pole	569.20
Band Shoppe	10256		11/4/16	ECR-S/2016/3305, Special Ed General, 08/16 Special Ed Services (PT)	805.00
The Cruz Center	11691		11/4/16	PRJRN/2016/0603,16-17 Administrative,CRV	236.26
Lisa Ring	11692		11/4/16	ECR-S/2016/3320, Special Ed General, 07/16 Direct Intervention and Supervision-Conner	3,111.00
Verdugo Hills Autism Project	11693		11/4/16	ECR-S/2016/3304, General (Operations), 08/16 Billing Date Alarm 818 888-3532	123.89
AT&T	11694		11/4/16	ECR-S/2016/3274, General (Operations), 10/16 Monthly Landscape Maintenance Services	1,162.00
American Heritage Landscape LP	11695		11/4/16	ECR-S/2016/3244, 16-17 General (Operations), Q1 FY 16-17 - STRS/PERS Reporting	1,982.50
Hess & Associates	11696		11/4/16	ECR-S/2016/3307, General (Operations), standard copy paper 8.5x11	1,334.16
Staples Business Advantage	11697		11/4/16	ECR-S/2016/3297, Medi-CAL (LEA), Vital sign machine	2,596.24
School Health Corporation	11698		11/4/16	ECR-S/2016/3287, 16-17 Social Science, Swingline Standard Staples, 1/4"  5 boxes of 5000 staples	
Staples Business Advantage	11699		11/4/16	Item : 493340 / Model : S7035101S	74.06
				ECR-S/2016/3341, 16-17 General (Operations), 9/25/16-10/25/16	
Melissa Valenzuela	11700		11/4/16	HR Consulting Fee	3,250.00
Benefit and Risk Management Services	11701		11/4/16	ECR-S/2016/3343, 16-17 General (Operations), 11/16 Admin Fee	140.00
				ECR-S/2016/3342, 16-17 General (Operations), 11/16 Employee Benefits	289,231.30
CCSA Employee Welfare Benefit Trust	11702		11/4/16	ECR-S/2016/3344, 16-17 Boys Water Polo, 11/4/16 - Boys Water Polo Official - Playoff RD 1 - Van Nuys vs ECR	85.00
Steve Bagumyan	11703		11/4/16	PRJRN/2016/0604,16-17 Girls Golf,Golf Fees El Cariso 10/19/16	30.50
Billy Ramirez	11704		11/4/16	PRJRN/2016/0605,16-17 Girls Golf,cart fee	38.00
Billy Ramirez	11705		11/4/16	PRJRN/2016/0606,16-17 Choir,Dress	198.25
Corinne Brennan	11706		11/4/16	PRJRN/2016/0607,16-17 Choir,Nightmare Before Christmas Sheet Music	151.31
Corinne Brennan	11707		11/4/16	ECR-S/2016/3345,16-17 Band,Rent It (Chatsworth)	191.92
Pricila Chavez Lara	11708		11/4/16		
Ziat Zahur	11709		11/4/16	PRJRN/2016/0608,16-17 Robotics,Team Registration Warren HS	300.00

Note: Multiple expenses or "Itemized/Invoice Amounts" may be paid by one check. The total "Check Amount" will appear for each "Itemized/Invoice Amount" paid by the check.  
 Payroll checks are not included on this register.



Vendor	Check Number	Voided	Date	Description	Check Amount
Melanie Horton	11710		11/4/16	PRJRN/2016/0609,16-17 Administrative,10/17/16 Food for Special Board Meeting	80.51
Ubatuba Acai Bowls	11711		11/4/16	ECR-S/2016/3358, 16-17 General (Operations), Acai bowls	1,750.00
Ruby's Diner	11712		11/4/16	ECR-S/2016/3355, 16-17 General (Operations), Ruby's shakes, burger and fries for the homecoming dance for 350 guests service and tax included	3,185.00
Susan Kim	11714		11/7/16	PRJRN/2016/0614,16-17 General (Operations),Deduct Mileage from home to school (14.9 mi oneway) total 29.8 miles	56.05
Matthew Harbourt	2208		11/8/16		1,140.00
Pro Helmet Decals	10257		11/8/16	ECR-S/2016/3321, 16-17 Softball(Varsity/JV), Batting Helmet Decals - Vegas	122.54
Countdown Printables	10258		11/8/16	ECR-S/2016/3309, T-Drill Team , white instructor ECR Guard t-shirts	1,705.48
Countdown Printables	10259		11/8/16	ECR-S/2016/3285, T-Drill Team , Custom cad cut thermo film names	225.00
Canteen Refreshment Services	11713		11/8/16	ECR-S/2016/3359, General (Operations), 9/23/16 Food Services	1,009.68
Child and Family Guidance Center/Northpoint School	11715		11/8/16	ECR-S/2016/3382, 16-17 Special Ed General, NPS Services	154.42
Woodland Hills Printing	11716		11/8/16	ECR-S/2016/3353, 16-17 Drama, Posters-Peter and the Starcatcher	218.00
Houghton Mifflin Harcourt	11717		11/8/16	ECR-S/2016/3314, Special Ed General, Scoring Material Form B	594.43
Houghton Mifflin Harcourt	11718		11/8/16	ECR-S/2016/3301, Special Ed General, Scoring Books Form A	396.27
The Help Group-Summit View	11719		11/8/16	ECR-S/2016/3350, 16-17 Special Ed General, 09/16 Special Ed Services	2,998.14
Village Glen School	11720		11/8/16	ECR-S/2016/3347, 16-17 Special Ed General, 08/16 Special Ed Services	3,900.97
Tara Kim, MA, OTR/L	11721		11/8/16	ECR-S/2016/3364, Special Ed General, 09/16 Occupational Therapy	402.50
Flinn Scientific Inc.	11722		11/8/16	ECR-S/2016/3284, Science , Owl Pellets, 50/pkg	388.55
The Home Depot	11723		11/8/16	ECR-S/2016/3351, 16-17 Drama, 09/16 Supplies for Fall Play	761.53
Pitney Bowes	11724		11/8/16	ECR-S/2016/3356, General (Operations), 10/7/16 Meter Rental	99.94
Canon Solutions America, Inc	11725		11/8/16	ECR-S/2016/3381, General (Operations), Maintenance-Copier	2,160.00
Canon Solutions America, Inc	11726		11/8/16	ECR-S/2016/3380, General (Operations), Maintenance-Copier	143.41
Michele Greene	2206		11/9/16		1,249.98
Gateway Fund Raising Service, Inc.	10260		11/9/16	ECR-S/2016/3396, T-1617Girls Basketball, 701-Otis Chocolate Chip	3,416.40
Beth Corbett	10261		11/9/16	PRJRN/2016/0617,T-1617Cheerleader,Taxes	245.69
Canon Financial Services, Inc.	11727		11/9/16	ECR-S/2016/3379, General (Operations), 10/1/16-10/31/16 Equipment Leases	1,311.10
Canon Financial Services, Inc.	11728		11/9/16	ECR-S/2016/3378, General (Operations), 11/1/16-11/30/16 Equipment Leases	1,764.17
Naerok Facilities Management	11729		11/9/16	ECR-S/2016/3394, 16-17 General (Operations), 10/17/16-10/28/16 Security Services	11,327.51
Naerok Facilities Management	11730		11/9/16	ECR-S/2016/3395, 16-17 General (Operations), 10/21/16 Security Services for Football	854.70
Reginald Luckett II	11731		11/9/16	PRJRN/2016/0622,16-17 General (Operations),11/15/16 Manual Final Paycheck Additional	73.14
Jeffrey Craig	11732		11/9/16	PRJRN/2016/0620,16-17 Student Council,Malt and Burger sign	479.94
Jeffrey Craig	11733		11/9/16	PRJRN/2016/0623,16-17 Student Council,Fake vinly records - pack of 6	52.00
David Lee Hussey	11734		11/9/16	PRJRN/2016/0625,16-17 Administrative,7/1/16 International Paperwork-To and from Notary	185.11

Note: Multiple expenses or "Itemized/Invoice Amounts" may be paid by one check. The total "Check Amount" will appear for each "Itemized/Invoice Amount" paid by the check. Payroll checks are not included on this register.

Vendor	Check Number	Voided	Date	Description	Check Amount
Jeffrey Craig	11735		11/9/16	PRJRN/2016/0621, 16-17 Student Council, Shipping, Taxes	304.06
Stephanie Franklin	11736		11/9/16	PRJRN/2016/0616, 16-17 Academic Decathlon, Rental Van	214.91
Donna Bennett	11737		11/9/16	PRJRN/2016/0615, 16-17 World Language, Large Envelopes to France, for Mrs. Jones w/Customs Declaration	35.10
Beth Corbett	11738		11/9/16	PRJRN/2016/0624, 16-17 Careers in Entertainment Academy, Tax	98.10
Jeffrey Craig	11739		11/9/16	PRJRN/2016/0619, 16-17 Student Council, Coupon discount	84.47
Jeffrey Craig	11740		11/9/16	PRJRN/2016/0618, 16-17 Student Council, 8X10" print	23.90
IPEVO	11741		11/10/16	ECR-S/2016/3397, 16-17 General (Operations), iZiggi HD Wireless Document Camera	267.16
Canyon Del Oro	11742		11/10/16	ECR-S/2016/3388, Academic Decathlon, 12/2-3/16 Registration fee for CDO Academic Decathlon Scrimmage Tucson Ariz	270.00
Kirk A. West	11743		11/10/16	ECR-S/2016/3403, 16-17 Varsity/JV Football, 11/10/16 Varsity Football vs Hamilton HS - Playoff Game RD 1 - Referee	87.00
Robert Dinlocker	11744		11/10/16	ECR-S/2016/3401, 16-17 Varsity/JV Football, 11/10/16 Varsity Football vs Hamilton HS - Playoff Game RD 1 - Umpire	85.00
Mark Millsom	11745		11/10/16	ECR-S/2016/3400, 16-17 Varsity/JV Football, 11/10/16 Varsity Football vs Hamilton HS - Playoff Game RD 1 - Linesman	85.00
Owen Seiver	11746		11/10/16	ECR-S/2016/3398, 16-17 Varsity/JV Football, 11/10/16 Varsity Football vs Hamilton HS - Playoff Game RD 1 - Back Judge	85.00
Gina Harapetian	11747		11/10/16	ECR-S/2016/3412, 16-17 Varsity/JV Football, 11/10/16 Score Keeper Football vs Hamilton HS-Round 1	50.00
Susan Moran	11748		11/10/16	ECR-S/2016/3411, 16-17 Varsity/JV Football, 11/10/16 Ticker Seller Football vs Hamilton HS-Round 1	45.00
Yoshi Odama	11749		11/10/16	ECR-S/2016/3410, 16-17 Varsity/JV Football, 11/10/16 Ticket Seller Football vs Hamilton HS-Round 1	45.00
Cory Wiener	11750		11/10/16	ECR-S/2016/3409, 16-17 Varsity/JV Football, 11/10/16 Supervision Football vs Hamilton-Round 1	52.00
Bruce Neale	11751		11/10/16	ECR-S/2016/3408, 16-17 Varsity/JV Football, 11/10/16 Timer Football vs Hamilton-Round 1	52.00
Bob Powers	11752		11/10/16	ECR-S/2016/3399, 16-17 Varsity/JV Football, 11/10/16 Varsity Football vs Hamilton HS - Playoff Game RD 1 - Line Judge	85.00
Susan Freitag	11753		11/10/16	ECR-S/2016/3417, 16-17 Drama, Amazon Order for Fall Play, please refer to original request RR000095	139.61
Andy Azodi	11754		11/10/16	ECR-S/2016/3414, 16-17 Varsity/JV Football, 11/10/16 LAPD Security for Football	277.50
Jacob Harvey	11755		11/10/16	ECR-S/2016/3416, 16-17 Drama, Lighting Designer 2nd Payment	500.00
James Gerfen	11756		11/10/16	ECR-S/2016/3421, 16-17 Girls Volleyball, 11/10/16 - Varsity Girls Volleyball Playoff Game - Open Division 3rd place game vs Elizabeth - Linesman 2	51.50
Kiersten Becker	11757		11/10/16	ECR-S/2016/3420, 16-17 Girls Volleyball, 11/10/16 - Varsity Girls Volleyball Playoff Game - Open Division 3rd place game vs Elizabeth - Linesman 1	51.50
Harvey Inouye	11758		11/10/16	ECR-S/2016/3419, 16-17 Girls Volleyball, 11/10/16 - Varsity Girls Volleyball Playoff Game - Open Division 3rd place game vs Elizabeth - Umpire	76.00
Thomas Fakehany	11759		11/10/16	ECR-S/2016/3418, 16-17 Girls Volleyball, 11/10/16 - Varsity Girls Volleyball Playoff Game - Open Division 3rd place game vs Elizabeth - Referee	82.00
NJROTC	11760		11/10/16	ECR-S/2016/3415, 16-17 Varsity/JV Football, 11/10/16 Gate Supervision Football vs Hamilton-Round 1	500.00
Samantha Spencer	2207		11/14/16		926.40

Note: Multiple expenses or "Itemized/Invoice Amounts" may be paid by one check. The total "Check Amount" will appear for each "Itemized/Invoice Amount" paid by the check. Payroll checks are not included on this register.

Vendor	Check Number	Voided	Date	Description	Check Amount
Sylvia Yi	2209		11/14/16	ECR-S/2016/3243, T-Future Homemakers, Leadership Packet for	416.66
California FCCLA	10262		11/14/16	Students	25.00
Three NinetyBranding	11761		11/14/16	ECR-S/2016/3363, Student Store Sales, Royal PE Shorts, Small	59.50
Taft Charter High School Student Body	11762		11/14/16	ECR-S/2016/3389, 16-17 Cross Country, 2016 West Valley League Cross Country Shared Permit Fee - Total is \$1800.08	300.01
College Flags & Banners Co.	11763		11/14/16	ECR-S/2016/3296, AVID, Big 12 Pennant Set	546.40
PARS	11764		11/14/16	ECR-S/2016/3269, 16-17 General (Operations), 8/31/16 PARS ARS Fees	317.49
ReadyRefresh	11765		11/14/16	ECR-S/2016/3354, General (Operations), 9/17/16-10/16/16 Water Services	195.46
CompuClaim	11766		11/14/16	ECR-S/2016/3294, 16-17 Medi-CAL (LEA), 09/16 MeduClaim Procedure Code Billing(LEA Billing)	22.59
The Shredders	11767		11/14/16	ECR-S/2016/3357, General (Operations), 09/16 Shredding	84.00
Interquest Detection Canines	11768		11/14/16	ECR-S/2016/3245, General (Operations), 10/16 Canine Detection	175.00
Flinn Scientific Inc.	11769		11/14/16	ECR-S/2016/3390, Science , Microscope Slides, Glass, Economy Choice	861.15
				ECR-S/2016/3392, Alternative Ed. School, Universal Indicator Solution, 500 mL	
				Catalog Number	
Flinn Scientific Inc.	11770		11/14/16	U0002	5,094.84
Tara Kim, MA, OTR/L	11771		11/15/16	ECR-S/2016/3385, 16-17 Special Ed General, 10/16 Occupational Therapy	805.00
Piece of Mind Care Services	11772		11/15/16	ECR-S/2016/3384, 16-17 Special Ed General, 10/16 SpEd Services	18,415.20
Lance Delgado Music	11773		11/15/16	ECR-S/2016/3405, 16-17 Band, "2016 Fall Field Show Music" - Battery and Pit Percussion Composition	1,200.00
Smart & Final	11774		11/15/16	ECR-S/2016/3432, 16-17 Vocational Arts, 10/6/16-10/27/16 Supplies for Food Class	422.23
AT&T	11775		11/15/16	ECR-S/2016/3338, 16-17 General (Operations), 10/16 Billing Date 818 888-1516	189.66
AT&T	11776		11/15/16	ECR-S/2016/3337, 16-17 General (Operations), 10/16 Billing Date Alarm 818 888-3532	115.29
The Help Group-North Hills Prep School	11777		11/15/16	ECR-S/2016/3387, 16-17 Special Ed General, 09/16 Special Ed Services	4,291.60
Alan Grant	11778		11/15/16	ECR-S/2016/3383, 16-17 Robotics, 10/16 Supervision and Assist VEX Robotics Club	412.50
Burbank High School	11779		11/15/16	ECR-S/2016/3428, 16-17 Girls Basketball, 12/15 - 12/17/16 - FS Girls Basketball Tournament Fee - Burbank High School	375.00
Granada Hills Charter High School	11780		11/15/16	ECR-S/2016/3413, 16-17 Cross Country, Cross Country Budget - West Valley League Finals - Shared Expenses	94.87
John Burroughs High School	11781		11/15/16	ECR-S/2016/3426, 16-17 Girls Basketball, 12/1 to 12/3/16 - JV J Burroughs Girls Basketball Tournament Fee	375.00
John Burroughs High School	11782		11/15/16	ECR-S/2016/3429, 16-17 Girls Basketball, 12/26 - 12/29/16 - FS John Burroughs Girls Basketball Tournament Fee	375.00

Note: Multiple expenses or "Itemized/Invoice Amounts" may be paid by one check. The total "Check Amount" will appear for each "Itemized/Invoice Amount" paid by the check. Payroll checks are not included on this register.

Vendor	Check Number	Voided	Date	Description	Check Amount
Redondo Union High School	11783		11/15/16	ECR-S/2016/3431, 16-17 Boys Volleyball, 3/03 - 3/04/2017 Redondo Unio HS Varsity Boys Volleyball Tournament Fee	375.00
Moorpark High School	11784		11/15/16	ECR-S/2016/3430, 16-17 Girls Basketball, 12/27-12/30/16 Moorpark HS JV Girls Basketball Tournament Fee	350.00
Santa Monica High School	11785		11/15/16	ECR-S/2016/3425, 16-17 Girls Basketball, 12/16, 17, 19-21, 2016 - JV Santa Monica Girls Basketball Tournament Fee	400.00
Westlake High School	11786		11/15/16	ECR-S/2016/3427, 16-17 Girls Basketball, 12/7 to 12/10/16 Westlake HS FS Girls Basketball Tournament Fee	400.00
Gateway Fund Raising Service, Inc.	10263		11/16/16	ECR-S/2016/3433, T-1617Softball (Varsity/ JV), Cookies -Various Items	3,449.40
Transit Systems Unlimited, Inc.	11787		11/16/16	ECR-S/2016/3443, 16-17 Girls Volleyball, 11/16/16 - SoCal CIF Regional Playoff Game at Saint Joseph HS. Girls Volleyball	760.00
Garegin Khacheryan	10264		11/17/16	ECR-S/2016/3441, T-1617Boys Soccer, 11/17/16 - JV Boys Soccer Scrimmage vs Northridge Academy - JV Boys Soccer - Ref1	114.00
Francisco Ruiz	10265		11/17/16	ECR-S/2016/3442, T-1617Boys Soccer, 11/17/16 - JV Boys Soccer Scrimmage vs Northridge Academy - JV Boys Soccer - Ref2	114.00
Shahin Torosian	10267		11/17/16	ECR-S/2016/3440, T-1617Boys Soccer, 11/17/16 - Boys Soccer Scrimmage vs Northridge Academy - Varsity Ref	75.00
New Balance Athletic Shoe, Inc	10268		11/18/16	ECR-S/2016/3436, T-1617Baseball, Royal Metal Cleats - Royal	5,200.73
Rouso Keren	10269		11/18/16	ECR-S/2016/3457, T- Grad Class 2017, Target-Napkins, Polaroid Film, DVD Video	108.95
Four Seasons Tours	10271		11/18/16	ECR-S/2016/3459, T-1617Choir, Payment 2 - students/chaperones	2,100.00
Sierra Canyon High School	11788		11/18/16	ECR-S/2016/3434, 16-17 Boys Basketball, 11/21-11/26 - JV Boys Basketball Tournament Fee - 2016 San Fernando Valley JV Invitational - JV Boys Basketball	450.00
David Lee Hussey	11789		11/18/16	PRJRN/2016/0626,16-17 Administrative,11/15/16 Manual Paycheck Payroll Change 10/26/16 As ED	1,891.39
Wendy Treuhaft	11790		11/18/16	PRJRN/2016/0627,16-17 Special Ed General,Snacks for SPED Parent meeting on 11/3	20.08
Wendy Treuhaft	11791		11/18/16	PRJRN/2016/0628,16-17 Special Ed General,Food from Stonefire for COP meeting	353.03
Wendy Treuhaft	11792		11/18/16	PRJRN/2016/0629,16-17 Special Ed General,fruits, cookies, cakes	77.44
Ziat Zahur	11793		11/18/16	PRJRN/2016/0630,16-17 Robotics,Registration for teams @ Hesperia	210.00
Billy Ramirez	11794		11/18/16	PRJRN/2016/0631,16-17 Girls Golf,Cart Fee City Finals	14.00
Susan Freitag	11795		11/18/16	PRJRN/2016/0632,16-17 Drama,Guitar Center-50yd Gaffer Tape	479.64
Billy Ramirez	11796		11/18/16	PRJRN/2016/0633,16-17 Girls Golf,Hotel Room for So Cal Regionals	351.27
Nettime Solutions LLC	11797		11/18/16	ECR-S/2016/3450, 16-17 General (Operations), 10/31/16 stratustime Monthly Subscription	1,200.00
AP Exams	11798		11/18/16	ECR-S/2016/3258, General (Academic) , 2016 Charges for AP Exams	300.00
Sarabeth Rothfeld	11799		11/18/16	ECR-S/2016/3349, 16-17 Special Ed General, 10/4/16-10/31/16 Special Ed Services	2,125.00
The Help Group-North Hills Prep School	11800		11/18/16	ECR-S/2016/3445, 16-17 Special Ed General, 07/16 Special Ed Services	6,027.70
Houghton Mifflin Harcourt	11801		11/18/16	ECR-S/2016/3407, 16-17 Special Ed General, Scoring Material Form A	198.14

Note: Multiple expenses or "Itemized/Invoice Amounts" may be paid by one check. The total "Check Amount" will appear for each "Itemized/Invoice Amount" paid by the check.  
 Payroll checks are not included on this register.

Vendor	Check Number	Voided	Date	Description	Check Amount
PFP Systems Testing Inc.	11802		11/18/16	ECR-S/2016/3449, 16-17 General (Operations), Reg 4 - 5 year Fire Sprinkler Test	1,190.00
Procopio, Cory, Hargreaves & Savitch LLP	11803		11/18/16	ECR-S/2016/3402, 16-17 General (Operations), 10/16 Professional Fees	782.63
Monarch Merchandising LLC	11804		11/18/16	ECR-S/2016/3452, Humanitas, Gildan 5000 Black (S-XL)	2,227.60
Villela Stephanie	11805		11/18/16	ECR-S/2016/3458, 16-17 Student Council, Table Cloth	69.68
Four Seasons Tours	11807		11/18/16	ECR-S/2016/3460, 16-17 Choir, Payment 3 - teachers	200.00
Miereanu Genevieve	10272		11/21/16	ECR-S/2016/3461, T- Grad Class 2017, Materials for the Welcome Back Parade-Streamers, Facepaint, Beads, Blue Hairspray	108.67
Jostens	10273		11/21/16	ECR-S/2016/3435, T-1617Boys Volleyball, Remaining Balance of the Championship Rings	2,417.23
Buddy's All Stars	10274		11/21/16	ECR-S/2016/3369, T-Girls Soccer, Women's S/S Poly Top - Gray - 20 S, 29 M, 6 L	989.18
Buddy's All Stars	10275		11/21/16	ECR-S/2016/3393, T-JV/Varsity Football, Nike Brasilia Duffel Bag - Black	233.21
Buddy's All Stars	10276		11/21/16	ECR-S/2016/3455, T-1617Girls Soccer, Women's S/S Poly Top - Royal Blue - 20 Small, 29 Medium, 6 Large	1,008.52
Buddy's All Stars	10277		11/21/16	ECR-S/2016/3448, T-1617Girls Soccer, Youth Dryblend 50/50 Poly	185.22
Los Angeles County Tax Collector	11808		11/21/16	ECR-S/2016/3271, General (Operations), 7/1/16-6/30/17 Secured Property Tax-First Installment Shoup Property	22,231.52
The Help Group-North Hills Prep School	11809		11/21/16	ECR-S/2016/3447, 16-17 Special Ed General, 08/16 Special Ed Services	369.56
Kelly Services, Inc.	11810		11/21/16	ECR-S/2016/3444, 16-17 General (Academic), Substitute Teachers through 8/22/16	5,742.04
Kelly Services, Inc.	11811		11/21/16	ECR-S/2016/3439, 16-17 General (Academic), Substitute Teachers through 10/10/16	15,089.09
Kelly Services, Inc.	11812		11/21/16	ECR-S/2016/3437, 16-17 General (Academic), Substitute Teachers through 10/17/16	10,709.53
Kelly Services, Inc.	11813		11/21/16	ECR-S/2016/3438, 16-17 General (Academic), Substitute Teachers through 10/24/16	11,440.60
Brooks Transportation Inc.	11814		11/21/16	ECR-S/2016/3406, 16-17 Cross Country, 11/3/16 Round Trip ECR to Pierce College-Cross Country	2,895.00
Brooks Transportation Inc.	11815		11/21/16	ECR-S/2016/3424, 16-17 Audio, Visual and Performing Arts, 10/29/16 Round Trip ECR to College of the Canyons	900.00
Brooks Transportation Inc.	11816		11/21/16	ECR-S/2016/3346, 16-17 Boys Water Polo, 10/26/16 Round Trip ECR to Pierce College-Boys Water Polo	2,845.00
Lead Tech Environmental	11817		11/21/16	ECR-S/2016/3333, General (Operations), Lead Testing(Shoup Property)	3,725.00
Buddy's All Stars	11818		11/21/16	ECR-S/2016/3451, 16-17 Girls Soccer, Nike W's Legend LS Tee - Royal - Medium 1, Large 3	245.56
Buddy's All Stars	11819		11/21/16	ECR-S/2016/3454, Girls Basketball, Spalding WNBA Basketballs	123.90
Buddy's All Stars	11820		11/21/16	ECR-S/2016/3456, Academic Decathlon, Adidas S/S Logo Shirts - Gray - AcaDeca Competitions	283.40
Buddy's All Stars	11821		11/21/16	ECR-S/2016/3288, Athletics, Women's Nike Team Polo - Anthracite - Small 1, Large 1	178.38
Buddy's All Stars	11822		11/21/16	ECR-S/2016/3453, 16-17 Student Store Sales, 50/50 Shirts - Black - Strength and Conditioning	480.15
Advanced Office Automation, Inc.	11823		11/21/16	ECR-S/2016/3270, General (Operations), 9/12/16-10/12/16 Repro FSS/CPC Excess Copy Charges	195.92

Note: Multiple expenses or "Itemized/Invoice Amounts" may be paid by one check. The total "Check Amount" will appear for each "Itemized/Invoice Amount" paid by the check. Payroll checks are not included on this register.

Vendor	Check Number	Voided	Date	Description	Check Amount
Staples Business Advantage	11824		11/21/16	ECR-S/2016/3362, 16-17 General (Operations), Bright Blue Letter Sized Cardstock	410.37
Staples Business Advantage	11825		11/21/16	ECR-S/2016/3366, General (Operations), Sharpie® Metallic Fine Point Permanent Markers, Silver, 4/pk (39109)	24.15
Staples Business Advantage	11826		11/21/16	ECR-S/2016/3365, General (Operations), Smead® Easy Grip® File Pocket, Straight-Cut Tab, 5-1/4" Expansion, Letter Size, Redrope, 10/Box (73209)	92.57
Staples Business Advantage	11827		11/21/16	ECR-S/2016/3371, 16-17 World Language, Sharp Black Toner/Developer Cartridge (AL-100TD)	259.09
Staples Business Advantage	11828		11/21/16	ECR-S/2016/3190, Business Technology, Red Rollerball Pen ECR-S/2016/3192, Social Science,	18.98
Staples Business Advantage	11829		11/21/16	Tape Logic™ 1" x 60 yds. Painters Tape, Blue, 12/Case ECR-S/2016/3198, Social Science, Tempura Paint 12 assorted colors, 32oz bottles	120.42
Staples Business Advantage	11830		11/21/16	ECR-S/2016/3310, Business Technology, Tape Dispenser	41.41
Staples Business Advantage	11831		11/21/16	ECR-S/2016/3308, Science , Dry Erase Marker, GN	26.15
Staples Business Advantage	11832		11/21/16	ECR-S/2016/3372, 16-17 Audio, Visual and Performing Arts, XL INK CARTRIDGE MAGENTA	60.78
Staples Business Advantage	11833		11/21/16	ECR-S/2016/3376, 16-17 English, hp laserjet M127FN Mono AIO	167.64
Staples Business Advantage	11834		11/21/16	ECR-S/2016/3375, Science , LUX™ 80 lb 6" x 9" Open End Linen Envelopes, Black, 50/Pack	196.19
Staples Business Advantage	11835		11/21/16	ECR-S/2016/3404, 16-17 General (Operations), 10/16 Fingerprint Apps	94.23
Department of Justice (State of CA)	11837		11/21/16	ECR-S/2016/3446, 16-17 General (Operations), 10/4/16-11/30/16 Armored Car Services	64.00
Dunbar Armored Inc	11838		11/21/16	ECR-S/2016/3423, 16-17 General (Operations), 2017 CCSA Membership Dues	308.67
California Charter Schools Association	11839		11/21/16		4,125.00
Michele Greene	2211		11/22/16		416.66
Deny Sportswear	10278		11/28/16	ECR-S/2016/3519, T- Boys Soccer, Cool Dri Performance S/S T-Shirt - Black - 10 S, 17 M, 5 L, 1 XL	1,004.60
Warner Center Marriott	10279		11/28/16	ECR-S/2016/3538, T-1617JV/Varsity Football, 12/01/16 Warner Center Marriott Remaining Charges	1,497.01
Eastbay Team Sales	11840		11/28/16	ECR-S/2016/3532, 16-17 Wrestling, Nike Preseason Polo Royal/Gray - XXL	224.14
MHS Inc.	11841		11/28/16	ECR-S/2016/3531, 16-17 Special Ed General, Psych	199.00
Naerok Facilities Management	11842		11/28/16	ECR-S/2016/3464, 16-17 General (Operations), 11/3/16 Professional Service-Shoup	879.50
Naerok Facilities Management	11843		11/28/16	ECR-S/2016/3465, 16-17 General (Operations), 10/17/16 Professional Services-Shoup	372.50
Naerok Facilities Management	11844		11/28/16	ECR-S/2016/3466, 16-17 General (Operations), 10/3/16-10/14/16 Professional Services	3,372.50
PSAT/NMST	11846		11/28/16	ECR-S/2016/3513, 16-17 General (Academic), PSAT ECR-S/2016/3530, 16-17 Social Science, AP World History: An Essential Coursebook, 3rd edition	34,500.00
Ethel J. Wood	11847		11/28/16	ISBN 978-0-9895395-8-6 ECR-S/2016/3529, 16-17 World Language,	2,616.25
Staples Business Advantage	11848		11/28/16	Westcott® 5" Kids Scissors, Pointed Tip, 2/Pack ECR-S/2016/3523, 16-17 General (Operations), HP 42X Black Toner Cartridge (Q5942X), High Yield	965.85
Staples Business Advantage	11849		11/28/16		432.09

Note: Multiple expenses or "Itemized/Invoice Amounts" may be paid by one check. The total "Check Amount" will appear for each "Itemized/Invoice Amount" paid by the check. Payroll checks are not included on this register.

Vendor	Check Number	Voided	Date	Description	Check Amount
Staples Business Advantage	11850		11/28/16	ECR-S/2016/3520, 16-17 Business Technology, Sharpie Highlighter (Yellow)	179.07
Advanced Office Automation, Inc.	11851		11/28/16	ECR-S/2016/3528, General (Operations), 8/27/16-9/27/16 FSS Excess Copies	142.23
Musick, Peeler & Garrett LLP	11852		11/28/16	ECR-S/2016/3512, 16-17 General (Operations), 09/16 Professional Services (Shoup Property)	5,702.60
World Unispec	11853		11/28/16	ECR-S/2016/3511, 16-17 Student Store Sales, Heavy Lining Mesh Shorts 9"	986.40
City of Los Angeles Office of Finance	11854		11/28/16	ECR-S/2016/3510, 16-17 General (Operations), 2017 Fire Permit Renewal	2,786.00
Cimarron Sign Services, Inc.	10281		11/29/16	ECR-S/2016/3509, T-1617Girls Basketball, 3 Banners - 4x6 PRJRN/2016/0634, T-1617Girls Soccer, Nike Women's Shield	245.25
Eric Choi	10282		11/29/16	Wind Jacket - 110726154-100-0 - White - XS	2,954.88
Buddy's All Stars	10283		11/29/16	ECR-S/2016/3495, T-1617Girls Basketball, Nike Brasilia 7 XL	893.14
Buddy's All Stars	11855		11/29/16	ECR-S/2016/3518, 16-17 Girls Soccer, Nike W's Tiempo Jerseys - White - Small 16, Medium 26, Large 2	1,020.16
Truitt, Christopher	11856		11/29/16	ECR-S/2016/3487, 16-17 Band, 10/10/16-11/12/16 Weekly Rehearsal Hours	1,540.00
Truitt, Christopher	11857		11/29/16	ECR-S/2016/3488, 16-17 Band, Custom Wind Arrangement for the 2016 El Camino Real Marching Band	600.00
Lance Delgado	11858		11/29/16	ECR-S/2016/3474, 16-17 Band, Monday Night Rehearsals (8/15, 8/22, 8/29, 9/19, 9/26)	900.00
Matthew Gomez	11859		11/29/16	ECR-S/2016/3475, 16-17 Band, 9/26/16-11/14/16 Rehearsal Hours	780.00
Curry, William	11860		11/29/16	ECR-S/2016/3517, 16-17 General (Operations), 8/12/16-9/14/16 Paint Services	990.00
Curry, William	11861		11/29/16	ECR-S/2016/3516, 16-17 General (Operations), 9/15/16-9/18/16 Paint Services	600.00
Curry, William	11862		11/29/16	ECR-S/2016/3515, 16-17 General (Operations), 9/19/16-10/8/16 Paint Services	990.00
Curry, William	11863		11/29/16	ECR-S/2016/3514, 16-17 General (Operations), 10/9/16-10/22/16 Paint Services	990.00
The Cruz Center	11864		11/29/16	ECR-S/2016/3508, 16-17 Special Ed General, 10/16 Special Ed Services (PT)	1,150.00
American Foothill Publishing Co.	11865		11/29/16	ECR-S/2016/3507, 16-17 King's Courier/Journalism Advertisements, 10/28/16 The King's Courier Vol 47 Issue 3	667.60
Buddy's All Stars	11866		11/29/16	ECR-S/2016/3500, 16-17 Student Store Sales, Camp Tee - Grey - ElcoPrIde Shirts - 24 Small, 24 Medium, 24 Large, 12 XL, 6 XXL	1,277.74
Brooks Transportation Inc.	11867		11/29/16	ECR-S/2016/3506, 16-17 Audio, Visual and Performing Arts, 10/4/16 Round Trip from ECR to Westmont College, Santa Barbara	585.00
Brooks Transportation Inc.	11868		11/29/16	ECR-S/2016/3505, 16-17 Social Science, 11/1/16 Round Trip ECR to Stanley Mosk Courthouse	400.00
Brooks Transportation Inc.	11869		11/29/16	ECR-S/2016/3504, 16-17 Humanitas, 11/2/16 Round Trip ECR to Underwood Family Farms	750.00
Brooks Transportation Inc.	11870		11/29/16	ECR-S/2016/3503, 16-17 Drama, 11/5/16 Round Trip ECR to Royal Oak Middle School	550.00
Brooks Transportation Inc.	11871		11/29/16	ECR-S/2016/3501, 16-17 Social Science, 11/7/16 Round Trip ECR to Stanley Mosk Courthouse	400.00

Note: Multiple expenses or "Itemized/Invoice Amounts" may be paid by one check. The total "Check Amount" will appear for each "Itemized/Invoice Amount" paid by the check. Payroll checks are not included on this register.

Vendor	Check Number	Voided	Date	Description	Check Amount
Brooks Transportation Inc.	11872		11/29/16	ECR-S/2016/3502, 16-17 Audio, Visual and Performing Arts, 11/5/16 Round Trip ECR to Simi Valley High School	1,150.00
Advanced Office Automation, Inc.	11873		11/29/16	ECR-S/2016/3499, 16-17 General (Operations), 9/22/16-10/22/16 Repro Line Cost per Copy	244.63
L.A. Hydro-Jet & Rooter Service, Inc.	11874		11/29/16	ECR-S/2016/3498, 16-17 General (Operations), Drain Cleaning	185.00
Anthony Sevilla	11875		11/29/16	ECR-S/2016/3497, 16-17 General (Operations), 11/7/16 Refund for Lost Textbook	74.00
Verizon Wireless	11876		11/29/16	ECR-S/2016/3533, 16-17 General (Operations), 10/16 Communication Services	1,167.79
LADWP	11877		11/29/16	ECR-S/2016/3489, 16-17 General (Operations), Electric Charges	1,883.14
Canteen Refreshment Services	11878		11/29/16	ECR-S/2016/3494, 16-17 General (Operations), 10/25/16 Food Services	219.80
Crespi Carmelite High School	11879		11/29/16	ECR-S/2016/3536, 16-17 Boys Basketball, 11/28 to 12/3, 2016 - FS Boys Basketball Tournament Fee	325.00
Naerok Facilities Management	11880		11/29/16	ECR-S/2016/3462, 16-17 General (Operations), 8/29 - 9/11/16 Prof Services for the Position of Architect@ECR	1,040.00
The Help Group-Summit View	11881		11/29/16	ECR-S/2016/3480, 16-17 Special Ed General, 08/16 Special Ed Services	1,166.29
Rian Hardie	11883		11/29/16	ECR-S/2016/3535, 16-17 PE, 08/16 ColorGuard/Dance Instructor	375.00
Rian Hardie	11884		11/29/16	ECR-S/2016/3534, 16-17 Drill Team, 09/16 ColorGuard/Dance Instructor	465.00
David Ramirez	11885		11/29/16	ECR-S/2016/3539, 16-17 Boys Soccer, 11/29/16 - Varsity Boys Soccer vs Bell HS REF	75.00
Gabriel Goldsman	11886		11/29/16	ECR-S/2016/3540, 16-17 Boys Soccer, 11/29/16 - JV Boys Soccer vs Bell HS - Ref 2	113.00
Gegham Vardanyan	11887		11/29/16	ECR-S/2016/3541, 16-17 Boys Soccer, 11/29/16 - JV Boys Soccer vs Bell HS - Ref 1	113.00
Camarillo High School	11888		11/29/16	ECR-S/2016/3542, 16-17 Wrestling, 12/9, 10, 2016 - Wrestling Tournament - Camarillo 10-Way	375.00
Three NinetyBranding	11889		11/29/16	ECR-S/2016/3496, 16-17 Student Store Sales, Black Long Sleeve El Camino Real T-s	180.00
Los Angeles Unified School District	11890		11/29/16	ECR-S/2016/3473, 16-17 General (Operations), 10/14/16 Jugmohan, Tajeet	941.28
Donna Bennett	11891		11/29/16	PRJRN/2016/0636, 16-17 General (Operations), 40 pcs purchased from Pavilions by Myra	112.30
Fernando Delgado	11892		11/29/16	PRJRN/2016/0635, 16-17 General (Operations), Election Runner Annual Subscription	219.00
The Shredders	11893		11/29/16	ECR-S/2016/3479, 16-17 General (Operations), 10/16 Shredding	84.00
School Food and Wellness Group	11894		11/29/16	ECR-S/2016/3486, 16-17 General (Operations), 10/16 NSLP Services Monthly School Food Authority Admin Support	1,461.84
Vista Paint Corporation	11895		11/29/16	ECR-S/2016/3485, 16-17 General (Operations), 10/16 Paint Supplies	142.39
Vista Paint Corporation	11896		11/29/16	ECR-S/2016/3483, 16-17 General (Operations), 09/16 Paint Supplies	196.69
Canon Financial Services, Inc.	11897		11/29/16	ECR-S/2016/3481, 16-17 General (Operations), 12/1/16-12/31/16 Equipment Leases	1,764.17
Canon Solutions America, Inc	11898		11/29/16	ECR-S/2016/3478, 16-17 General (Operations), 11/1/16-1/31/17 PRISMA Access Maintenance	514.80
Merit Oil Company	11899		11/29/16	ECR-S/2016/3468, 16-17 General (Operations), 11/17/16 Gasoline, Delivery Fee, Fuel Surcharge	395.36

Note: Multiple expenses or "Itemized/Invoice Amounts" may be paid by one check. The total "Check Amount" will appear for each "Itemized/Invoice Amount" paid by the check. Payroll checks are not included on this register.



Vendor	Check Number	Voided	Date	Description	Check Amount
Woodland Hills Printing	11900		11/29/16	ECR-S/2016/3471, 16-17 Drama, Peter & The Starcatcher Programs (12 pages)	1,171.75
McLean Accounting Solutions	11901		11/29/16	ECR-S/2016/3469, 16-17 General (Operations), 10/01/16 -10/25/16 Payroll Services	3,877.50
ReadyRefresh	11902		11/29/16	ECR-S/2016/3467, 16-17 General (Operations), 10/17/16-11/16/16 Water Services	189.45
Beth Corbett	11903		11/29/16	PRJRN/2016/0637, 16-17 Careers in Entertainment Academy, computer generated backdrop for show	125.00
Steve Bagumyan	11904		11/30/16	ECR-S/2016/3544, 16-17 Girls Water Polo, 11/30/16 - Girls Water Polo Official - Eagle Rock HS vs ECR - Nonleague Game	75.00
Soccer One	11905		11/30/16	ECR-S/2016/3543, 16-17 Girls Soccer, Net DEPTH(4MM HTTP-8x24x4x10) CP	261.49
Brooks Transportation Inc.	11906		11/30/16	ECR-S/2016/3493, 16-17 Humanitas, 11/10/16 Round Trip ECR to Olvera St, Chinatown, Little Tokyo and Little Ethiopia	800.00
Brooks Transportation Inc.	11907		11/30/16	ECR-S/2016/3492, 16-17 Audio, Visual and Performing Arts, 11/12/16 Round Trip ECR to Savannah High School, Anaheim	1,100.00
Brooks Transportation Inc.	11908		11/30/16	ECR-S/2016/3491, 16-17 Science, 11/14/16 Round Trip ECR to Hyperion Water Treatment Plant	750.00
Brooks Transportation Inc.	11909		11/30/16	ECR-S/2016/3490, 16-17 Science, 11/14/16 Round Trip ECR to West Basin Water Recycling	385.00
Vista Paint Corporation	11910		11/30/16	ECR-S/2016/3484, 16-17 General (Operations), 09/16 Paint Supplies	89.90
Vista Paint Corporation	11911		11/30/16	ECR-S/2016/3482, 16-17 General (Operations), 08/16 Paint Supplies	72.35
Vista Paint Corporation	11912		11/30/16	ECR-S/2016/3463, 16-17 General (Operations), 08/16 Paint Supplies	56.78
<b>Missing Checks</b>	11616		11/14/16		345.00

Note: Multiple expenses or "Itemized/Invoice Amounts" may be paid by one check. The total "Check Amount" will appear for each "Itemized/Invoice Amount" paid by the check. Payroll checks are not included on this register.

Check Register



El Camino High School  
 December 2016

Grand Total 761,219.77

Vendor	Check Number	Voided	Date	Description	Check Amount
Rent-It	11913		12/1/16	ECR-S/2016/3477, 16-17 Band, 10/29/16-10/30/16 Truck Rental For Band Competition	204.14
Rent-It	11914		12/1/16	ECR-S/2016/3476, 16-17 Band, 11/5/16-11/6/16 Truck Rental for Band Competition	225.50
Chartwells Division	11915		12/1/16	ECR-S/2016/3472, 16-17 General (Operations), 11/16/16 Lunches for Board Meetings	114.90
Advanced Office Automation, Inc.	11916		12/1/16	ECR-S/2016/3470, 16-17 General (Operations), 10/12/16-	87.66
Staples Business Advantage	11917		12/1/16	ECR-S/2016/3527, 16-17 Counselors, VTech® VC7151 Single Line Wireless DECT 6.0 Telephone, Cordless, Office Phones	34.87
Staples Business Advantage	11918		12/1/16	ECR-S/2016/3526, 16-17 Science, Staples Blue File Storage Crates	79.24
Staples Business Advantage	11919		12/1/16	ECR-S/2016/3525, 16-17 Social Science,	22.33
Los Angeles Pierce College	11920		12/1/16	ECR-S/2016/3545, 16-17 Girls Water Polo, Permit for rental - Pierce College Swimming Pool - 12/19, 20, 21, 22, 2016 and 1/3, 4, 6, 9, 10, 12, 17, 19, 24, 26, 27, 31, 2017 - 7pm to 9pm practice - Large Pool	4,964.30
Staples Business Advantage	11921		12/1/16	ECR-S/2016/3522, 16-17 Counselors, Quartet® Magnetic Combination Calendar Board, Dry-Erase & Cork, 1-Month Design, Espresso Frame, 17" x 23"	63.58
Kelly Services, Inc.	11922		12/1/16	ECR-S/2016/3546, 16-17 General (Academic), Substitute Teachers through 11/14/16	11,908.25
Naerok Facilities Management	11923		12/1/16	ECR-S/2016/3547, 16-17 General (Operations), Security Services for 11/5/16 Homecoming Dance and 11/10/16 Football Game	1,374.18
Naerok Facilities Management	11924		12/1/16	ECR-S/2016/3548, 16-17 General (Operations), 10/31/16-11/11/16 Security Services	11,100.52
Chartwells Division	11925		12/1/16	ECR-S/2016/3551, 16-17 General (Operations), 10/16 Food	60,684.06
Covantia, LLC	11926		12/1/16	ECR-S/2016/3550, 16-17 Technology, 11/16 Software	4,800.00
The Help Group-North Hills Prep School	11927		12/1/16	ECR-S/2016/3549, 16-17 Special Ed General, 08/16 Special Ed	2,586.92
Eastbay Team Sales	10284		12/5/16	ECR-S/2016/3562, T-1617Girls Soccer, Nike Classic North Backpacks - Royal Blue	1,138.08
Epic Sports	10285		12/5/16	ECR-S/2016/3561, T-1617Softball (Varsity/ JV), Easton	545.41
Jostens	10286		12/5/16	ECR-S/2016/3564, T-1617Softball (Varsity/ JV), Remaining Balance of the 2016 Championship Rings	2,201.85

Note: Multiple expenses or "Itemized/Invoice Amounts" may be paid by one check. The total "Check Amount" will appear for each "Itemized/Invoice Amount" paid by the check. Payroll checks are not included on this register.

Vendor	Check Number	Voided	Date	Description	Check Amount
				ECR-S/2016/3537, T-1617Band, Silk Screen	
				2 - Color (white & Yellow) "ECR Band Logo"	
				Fruit of the Loom - HD Cotton Short Sleeve T-Shirt - 3930R	
				S = 15	
				M = 15	
				L = 15	
Accurate Reprographics, Inc.	10287		12/5/16	XL = 5	381.50
Beverly Hills High School	11934		12/5/16	ECR-S/2016/3552, Boys Basketball , Dec 5-10, 2016 - Beverly Hills Winter Basketball Tournament	450.00
White's Studios, Inc.	11935		12/5/16	ECR-S/2016/3560, 16-17 General (Operations), Ribbons, ink bobbins	318.93
Educational Data Systems	11936		12/5/16	ECR-S/2016/3559, 16-17 General (Academic), CELDT Testing Materials - Excessive Materials	104.42
Datalink Networks	11937		12/5/16	ECR-S/2016/3558, LCAP Local Control Accountability Fundin, LenovoN2280SF0001US11.6"16:9Chromebook	10,660.20
Datalink Networks	11938		12/5/16	ECR-S/2016/3557, 16-17 Special Ed General, Lenovo N2280SF0001US 11.6"Chromebook -Intel Celeron N3050	1,560.88
FedEx	11939		12/5/16	ECR-S/2016/3556, 16-17 General (Operations), Express Services-Transportation Charges	80.15
FedEx	11940		12/5/16	ECR-S/2016/3273, General (Operations), Transportation Charges	36.76
Advanced Office Automation, Inc.	11941		12/5/16	ECR-S/2016/3524, General (Operations), Black Toner	20.00
Kelly Services, Inc.	11942		12/5/16	ECR-S/2016/3555, 16-17 General (Academic), Substitute Teachers through 11/6/16	14,773.01
Kelly Services, Inc.	11943		12/5/16	ECR-S/2016/3554, 16-17 General (Academic), Substitute Teachers through 10/30/16	10,910.34
West Coast Netting	11944		12/5/16	ECR-S/2016/3553, 16-17 Boys Volleyball, Competition K36 Volleyball Side Nets	577.09
Chartwells Division	11945		12/5/16	ECR-S/2016/3568, 16-17 General (Operations), 10/26/16 Lunches for Board Meetings	138.30
Chartwells Division	11946		12/5/16	ECR-S/2016/3567, 16-17 General (Operations), 10/24/16 Lunches for Board Meetings	1,698.30
Chartwells Division	11947		12/5/16	ECR-S/2016/3566, 16-17 General (Operations), 10/20/16 Lunches for Board Meetings	156.88
Deny Sportswear	10288		12/6/16	ECR-S/2016/3578, T-1617Athletic Director, ecr signee plaque	31.56
Event Apparel	10289		12/6/16	ECR-S/2016/3582, T-1617Baseball, Dozen Rawling Baseballs	2,092.36
Sportscraft Trophy & Award	10290		12/6/16	ECR-S/2016/3579, T-1617JV/Varsity Football, Varsity & JV Football Award Plaques w/Laser Engraving	441.45

Note: Multiple expenses or "Itemized/Invoice Amounts" may be paid by one check. The total "Check Amount" will appear for each "Itemized/Invoice Amount" paid by the check. Payroll checks are not included on this register.

Vendor	Check Number	Voided	Date	Description	Check Amount
X-Grain Sportswear	10291		12/6/16	ECR-S/2016/3581, T-1617Girls Basketball, Ladies Clutch Pullover 1/2 Zip - Black/Graphite - XL	2,805.00
Buddy's All Stars	10292		12/6/16	ECR-S/2016/3591, T-1617Boys Soccer, Tech Fleece Hoody - Black - 5 S, 7 M, 6 L	741.94
ACT	11948		12/6/16	ECR-S/2016/3576, 16-17 General (Academic), 2016-2017 AARS ACT High School Electronic Score Reporting	250.00
Advanced Office Automation, Inc.	11949		12/6/16	ECR-S/2016/3569, 16-17 General (Operations), ARSC2 STAPLES CART FOR 3/CART FOR ARFN7 FINISHER	228.64
Advanced Office Automation, Inc.	11950		12/6/16	ECR-S/2016/3574, 16-17 General (Operations), 10/22/16-11/22/16 Repro Line Cost per Copy	221.75
Advanced Office Automation, Inc.	11951		12/6/16	ECR-S/2016/3575, 16-17 General (Operations), 9/27/16-10/27/16 FSS Excess Copies	125.87
Arbor Scientific	11952		12/6/16	ECR-S/2016/3583, 16-17 Science, Physics Apparatus	48.33
Brooks Transportation Inc.	11953		12/6/16	ECR-S/2016/3577, 16-17 Varsity/JV Football, 11/25/16 Round trip from El Camino to Narbonne H.S. Football. \$475 bus	950.00
CharterSafe	11954		12/6/16	ECR-S/2016/3572, 16-17 General (Operations), Worker's Compensation Audit-2015/2016	9,013.53
Canyon Springs High School	11955		12/6/16	ECR-S/2016/3580, 16-17 Boys Volleyball, April 10-11, 2017 - Boys Volleyball Tournament Fee - 24th Annual 2 Day Las Vegas Invitational Men's Volleyball Tournament - Boys Volleyball	495.00
Designs By King	11956		12/6/16	ECR-S/2016/3573, T-1617Drill Team, King Kong Rifle 36 Inch. White padding with silver bolt. Leather white strap	100.44
Designs By King	11957		12/6/16	ECR-S/2016/3584, 16-17 Drill Team, King Kong Rifle 36 Inch. White padding with silver bolt. Leather white strap	1,029.40
Apperson	11958		12/6/16	ECR-S/2016/3588, 16-17 Science, 60 Q DataLink 3000 and SideKick Answer Sheet (20010)	959.65
Slam Jam Basketball	11959		12/6/16	ECR-S/2016/3590, 16-17 Boys Basketball, 1/14/17 - Varsity Boys Basketball vs San Gabriel Academy - 2017 War on the Floor Showcase Hoops One-Day Extravanza	75.00
X-Grain Sportswear	10294		12/7/16	ECR-S/2016/3586, T-1617Softball (Varsity/ JV), Ladies Hoodies	2,310.00
Shay Diamant	11960		12/7/16	ECR-S/2016/3596, 16-17 Girls Soccer, 12/8/16 - ECR Girls Soccer vs Heritage Christian HS - Varsity Only - Ref	75.00
Kyle Wilson	11961		12/7/16	ECR-S/2016/3593, 16-17 Girls Soccer, 12/8/16 - Varsity Girls Soccer vs Heritage Christian HS - Varsity Only - AR 2	62.00
Jose Diaz	11962		12/7/16	ECR-S/2016/3597, 16-17 Girls Soccer, 12/8/16 - Varsity Girls Soccer vs Heritage Christian HS - Varsity Only - AR 1	62.00
Jesse Yzaguirre	11963		12/7/16	ECR-S/2016/3594, 16-17 Girls Soccer, 12/12/16 - ECR Girls Soccer vs Madera South HS - Varsity Only - Ref	75.00
Ali Elarabi	11964		12/7/16	ECR-S/2016/3595, 16-17 Girls Soccer, 12/12/16 - ECR Girls Soccer vs Madera South HS - Varsity Only - AR1	62.00
Board of Equalization	11965		12/7/16	ECR-S/2016/3592, 16-17 General (Operations), Penalty for 07/01/16 - 09/30/16 Sales and Use Tax	297.99
Soccer One	11966		12/7/16	ECR-S/2016/3585, 16-17 Boys Soccer, NFHS Championship Balls - Black	653.24
Inc The Lampo Group	11967		12/7/16	ECR-S/2016/3587, 16-17 Special Ed General, Textbook	1,099.45
Victory Custom Athletics	11968		12/7/16	ECR-S/2016/3589, Baseball, 2 Button Raglan Sleeve Baseball Jersey - Size 44	2,230.13
Pyro Spectaculars	11969		12/8/16	ECR-S/2016/3521, General (Operations), 10/13/16 Increased Permit Fee for Fireworks Production	18.00
Donald Milligan	11970		12/8/16	ECR-S/2016/3598, General (Operations), November Services	2,092.50
Naerok Facilities Management	11971		12/9/16	ECR-S/2016/3600, 16-17 General (Operations), 9/12/16-9/30/16 Professional Services-Shoup Property	6,195.00

Note: Multiple expenses or "Itemized/Invoice Amounts" may be paid by one check. The total "Check Amount" will appear for each "Itemized/Invoice Amount" paid by the check. Payroll checks are not included on this register.

Vendor	Check Number	Voided	Date	Description	Check Amount
Naerok Facilities Management	11972		12/9/16	ECR-S/2016/3599, 16-17 General (Operations), 9/12/16-9/30/16 Professional Services	332.50
Joseph Barlev	11973		12/12/16	ECR-S/2016/3602, 16-17 Girls Soccer, 12/12/16 - ECR Girls Soccer vs Madera South HS - Varsity Only - AR2	62.00
Brooks Transportation Inc.	11974		12/12/16	ECR-S/2016/3570, 16-17 AVID, 11/30/16 Round Trip ECR to Loyola Marymount	385.00
Brooks Transportation Inc.	11975		12/12/16	ECR-S/2016/3571, 16-17 Humanitas, 12/1/16 Round Trip ECR to Huntington Library	385.00
Transit Systems Unlimited, Inc.	11976		12/12/16	ECR-S/2016/3565, 16-17 Girls Volleyball, 11/25/16 Cancelled Buses - Late Notice Fee Girls Volleyball vs Narbonne	560.00
CCSA Employee Welfare Benefit Trust	11928		12/13/16	ECR-S/2016/3605, 16-17 General (Operations), 12/16 Employee Benefits	307,292.00
Benefit and Risk Management Services	11929		12/13/16	ECR-S/2016/3603, 16-17 General (Operations), 12/16 Admin Fee	147.00
Rio Grande Restaurant	11930		12/13/16	ECR-S/2016/3613, General (Operations), Lunch for 250 staff	1,902.30
Suzanne Lee Schuster	10293		12/14/16	PRJRN/2016/0638, T-1617Robotics, deposit for airfare to National Competition April 2017for Robotics Club	850.00
Shoshana Anna Reich	11977		12/15/16	ECR-S/2016/3632, Academic Decathlon, Instructional material for Academic Decathlon 50 question chemistry exam	200.00
Ethan Waldman	11978		12/15/16	ECR-S/2016/3631, 16-17 Academic Decathalon, Instructional materials for Academic Decathlon Team-50 Question Test	200.00
Garrett R. Emerson	11979		12/15/16	ECR-S/2016/3624, 16-17 Boys Soccer, 12/15/16 - ECR Boys Soccer vs Palos Verde HS - JV Game - Ref2	113.00
David Watson	11980		12/15/16	ECR-S/2016/3623, 16-17 Boys Soccer, 12/15/16 - ECR Boys Soccer vs Palos Verde HS - JV Game - Ref1	113.00
Julio Carranza	11981		12/15/16	ECR-S/2016/3622, 16-17 Boys Soccer, 12/15/16 - ECR Boys Soccer vs Palos Verde HS - Varsity Only - Ref	75.00
Robert Vieira	11982		12/15/16	ECR-S/2016/3606, 16-17 Wrestling, 12/15/16 - Wrestling Match - Granada Hills CHS vs ECR	89.00
Naerok Facilities Management	11983		12/15/16	ECR-S/2016/3633, 16-17 General (Operations), 11/28/16-12/2/16 Security Services	5,347.41
Naerok Facilities Management	11984		12/15/16	ECR-S/2016/3634, 16-17 General (Operations), 11/14/16-11/18/16 Security Services	7,059.58
Evans Teamwear	10295		12/16/16	ECR-S/2016/3635, T-1617Softball (Varsity/ JV), Softball Pants w Leg Seam and Pocket Trim	1,246.97
Embassy Suites - SLO	10296		12/16/16	ECR-S/2016/3647, T-1617Boys Basketball, 12/17/16 to 12/21/16 - Mission Prep Tournament - Players Rooms	2,263.90
Zachary Goldstein	10297		12/16/16	ECR-S/2016/3651, T-1617Boys Soccer, 12/17/16 Official - Boys Soccer Alumni Game	50.00
Bruce Cleal	10298		12/16/16	ECR-S/2016/3636, T-1617Boys Soccer, 12/17/16 Official - Boys Soccer Alumni Game	50.00
David Goldstein	10299		12/16/16	ECR-S/2016/3637, T-1617Boys Soccer, 12/17/16 Official - Boys Soccer Alumni Game	50.00
Alfonso Nunez	10300		12/16/16	ECR-S/2016/3617, T-1617Girls Basketball, December 16 - 2:30pm. December 19 - 3pm and 4:30pm. December 21 - 12pm and 1:30pm	325.00
JR Castro	10301		12/16/16	ECR-S/2016/3616, T-1617Girls Basketball, December 16 - 4pm. December 20 - 4:30pm	130.00
Ashley Clark	10302		12/16/16	ECR-S/2016/3638, T-1617Girls Basketball, December 16 - 5:30pm and 7:00pm	130.00

Note: Multiple expenses or "Itemized/Invoice Amounts" may be paid by one check. The total "Check Amount" will appear for each "Itemized/Invoice Amount" paid by the check. Payroll checks are not included on this register.

Vendor	Check Number	Voided	Date	Description	Check Amount
Juan Mariscal	10303		12/16/16	ECR-S/2016/3614, T-1617Girls Basketball, December 16 - 5:30pm and 7:00pm. December 21 - 6pm and 7:30pm	260.00
Craig Alan Lee	10304		12/16/16	ECR-S/2016/3615, T-1617Girls Basketball, December 17 - 12pm and 1:30pm. December 19 - 12pm. December 21 - 1:30pm	260.00
Mark Clayton	10305		12/16/16	ECR-S/2016/3618, T-1617Girls Basketball, December 17 - 12pm and 1:30pm. December 21 - 3pm and 4:30pm	260.00
Samantha Gossard	10306		12/16/16	ECR-S/2016/3621, T-1617Girls Basketball, December 17 - 3pm & 4:30pm. December 19 - 4:30pm. December 20 - 6:00pm & 7:30pm	325.00
Andrea Sanders	10307		12/16/16	ECR-S/2016/3620, T-1617Girls Basketball, December 19 - 12pm. December 20 - 3pm	130.00
Jena Laolagi	10308		12/16/16	ECR-S/2016/3619, T-1617Girls Basketball, December 19 - 1:30pm & 3pm. December 20 - 1:30pm & 3pm. December 21 - 6pm & 7:30pm	390.00
The Event Group	10309		12/16/16	ECR-S/2016/3640, T-Grad Class 2018, Deposit for 5/26/18 Prom	4,000.00
Ralph Peck	10310		12/16/16	ECR-S/2016/3654, T-1617Girls Basketball, Dec 20 - 4:30 Game	65.00
Ashford TRS Nickel	10311		12/16/16	ECR-S/2016/3652, T-1617Girls Soccer, Dec 26-29, 2016 - Varsity Girls Soccer - Tri Valley Classic - Player Rooms	2,596.45
Meredith Miller	11931		12/16/16	PRJRN/2016/0639, 16-17 Social Science, 12/15/16 Manual Paycheck HourlyRate Miscalculation	105.96
Patricia Estrin	11932		12/16/16	PRJRN/2016/0640, 16-17 English, 12/15/16 Manual Paycheck (Stipend)	2,463.74
Embassy Suites - SLO	11985		12/16/16	ECR-S/2016/3646, 16-17 Boys Basketball, 12/17/16 to 12/21/16 - Mission Prep Tournament - Coaches Rooms	1,131.95
Calabasas High School	11986		12/16/16	ECR-S/2016/3601, 16-17 Boys Basketball, 12/26-30, 2016 - JV Boys Basketball Tournament Fee - Ernie Tourney	400.00
Ashford TRS Nickel	11987		12/16/16	ECR-S/2016/3653, 16-17 Girls Soccer, Dec 26-29, 2016 - Varsity Girls Soccer - Tri Valley Classic - Coaches Rooms	1,038.58
Sylvia Yi	3		12/19/16		416.66
Creative Cookbook Company	10312		12/19/16	ECR-S/2016/3659, T-Future Homemakers, Cookbooks	2,995.00
Orlando Chavarria	10313		12/19/16	ECR-S/2016/3655, T-1617Girls Basketball, December 20 - 6pm and 7:30pm	130.00
GTM Sportswear	10314		12/19/16	ECR-S/2016/3649, T-Drill Team , warm up pants	1,924.00
Magnetic Communications	11988		12/19/16	ECR-S/2016/3656, 16-17 Marketing & Advertising, December 2016 Public Relations Consulting	3,000.00
Magnetic Communications	11989		12/19/16	ECR-S/2016/3657, 16-17 Marketing & Advertising, October 2016 Public Relations Consulting	3,248.85
Walter Wallace	11990		12/19/16	ECR-S/2016/3645, 16-17 General (Operations), ECRA Fiscal Policies and Procedures Handbook Update and Interviews	2,800.00
Cummins-Allison Corp	11991		12/19/16	ECR-S/2016/3658, 16-17 General (Operations), 12/7/16-12/6/17 Jet Scan Money Counter Maintenance Service	351.76
Chartwells Division	11992		12/19/16	ECR-S/2016/3643, 16-17 General (Operations), 11/16 Food Services	53,996.80
Stephanie Franklin	11933		12/20/16	PRJRN/2016/0642, 16-17 Academic Decathlon, Rental Van	210.20
The Print Spot	11993		12/20/16	ECR-S/2016/3662, 16-17 General (Operations), 10/16 Printing and Copying Services	13,202.23
The Print Spot	11994		12/20/16	ECR-S/2016/3661, 16-17 College Office, Graphic Design for College Poster	354.25
Glazier Football Clinics	11995		12/20/16	ECR-S/2016/3642, 16-17 Varsity/JV Football, 2017 Season Pass - Subscription Renewal	459.00
American Foothill Publishing Co.	11996		12/20/16	ECR-S/2016/3665, 16-17 English, The King's Courier Issue: November 18, 2016 Vol. 47, Issue 4	667.60

Note: Multiple expenses or "Itemized/Invoice Amounts" may be paid by one check. The total "Check Amount" will appear for each "Itemized/Invoice Amount" paid by the check. Payroll checks are not included on this register.

Vendor	Check Number	Voided	Date	Description	Check Amount
Michael Freed	11997		12/20/16	ECR-S/2016/3648, Band, Opener Drill Design	2,400.00
Stephanie Franklin	11998		12/20/16	PRJRN/2016/0643,16-17 Academic Decathlon,Hotel	1,810.66
The Print Spot	11999		12/20/16	ECR-S/2016/3663, 16-17 General (Operations), 11/16 Printing and Copying Services	7,299.36
Four Seasons Tours	10315		12/21/16	ECR-S/2016/3666, T-1617Choir, Payment 4 - students/chaperones	4,200.00
Four Seasons Tours	10316		12/21/16	ECR-S/2016/3667, 16-17 Choir, Payment 4 - teachers	400.00
Winning Edge Cross Fit	10317		12/21/16	ECR-S/2016/3682, T-1617Girls Soccer, 6 Athletic Training Sessions Trust	600.00
Hyatt Place Vista	10318		12/21/16	ECR-S/2016/3693, T-1617Boys Soccer, 12/26/16 to 12/29/16 - Oceanside Tournament - Players Rooms	1,571.76
Deny Sportswear	10319		12/21/16	ECR-S/2016/3680, T-1617Girls Basketball, 50/50 Gildden Shirts - Black	913.97
Event Apparel	10320		12/21/16	ECR-S/2016/3691, T-1617Baseball, Richardson Caps - White/Royal -	574.82
Eric Choi	10321		12/21/16	PRJRN/2016/0647,T-1617Boys Golf,shipping	183.13
Shelly Marshall	10322		12/21/16	PRJRN/2016/0645,T-1617Dance,sales tax for 4	698.70
Event Apparel	10323		12/21/16	ECR-S/2016/3683, T-1617Baseball, Rawlings Long Sleeve - Royal	4,764.62
Event Apparel	10324		12/21/16	ECR-S/2016/3684, T-1617Softball (Varsity/ JV), Screen Printing - Royal	390.22
AKD Ink/AKidzdream Inc	10325		12/21/16	ECR-S/2016/3692, T-1617Girls Soccer, Silk Screen Set Up	256.90
BSN Sports	10326		12/21/16	ECR-S/2016/3689, T-1617JV/Varsity Football, 510 Visor White w Royal Trim	844.68
BSN Sports	10327		12/21/16	ECR-S/2016/3695, T-JV/Varsity Football, TCK Football Spats - White	1,927.80
Buddy's All Stars	10328		12/21/16	ECR-S/2016/3696, T-JV/Varsity Football, Nike Custom Victory Jerseys - White - 2 Large, 1 XL	1,563.19
Mutual of Omaha	50000		12/21/16	ECR-S/2016/3611, 16-17 General (Operations), 12/16 Voluntary Disability Insurance	1,870.14
P.G. & J. Environmental	50001		12/21/16	ECR-S/2016/3664, 16-17 General (Operations), Deposit for Asbestos Abatement 1730-16 Park Hill School Project	3,222.18
Musick, Peeler & Garrett LLP	50002		12/21/16	ECR-S/2016/3628, 16-17 General (Operations), 10/16 Professional Services (Shoup Property)	1,142.35
Covantia, LLC	50003		12/21/16	ECR-S/2016/3639, 16-17 Technology, 12/16 Software Development and Integration Gateway	4,800.00
McLean Accounting Solutions	50004		12/21/16	ECR-S/2016/3641, 16-17 General (Operations), 10/27/16 - 11/30/16 Payroll Services	3,808.75
Chartwells Division	50005		12/21/16	ECR-S/2016/3644, 16-17 General (Operations), 11/29/16 Lunches for Board Meetings	222.80
Truitt, Christopher	50006		12/21/16	ECR-S/2016/3604, 16-17 Band, 11/17/16-12/1/16 Weekly Rehearsal Hours	577.50
L.A. Hydro-Jet & Rooter Service, Inc.	50007		12/21/16	ECR-S/2016/3607, 16-17 General (Operations), Drain Cleaning- Boys' Bathroom	96.00
Pyro Spectaculars	50008		12/21/16	ECR-S/2016/3608, 16-17 General (Operations), 10/14/16 Special Fireworks Display	638.00
Soccer One	50009		12/21/16	ECR-S/2016/3612, 16-17 Boys Soccer, Shorts - MLS 15 Match CORP - Black	275.33
Milliman	50010		12/21/16	ECR-S/2016/3627, 16-17 General (Operations), October 2016 Actuarial Services	2,295.00
Interquest Detection Canines	50011		12/21/16	ECR-S/2016/3610, 16-17 General (Operations), 11/16 Canine Detection	175.00

Note: Multiple expenses or "Itemized/Invoice Amounts" may be paid by one check. The total "Check Amount" will appear for each "Itemized/Invoice Amount" paid by the check. Payroll checks are not included on this register.

Vendor	Check Number	Voided	Date	Description	Check Amount
Inspire Communication, Inc	50012		12/21/16	ECR-S/2016/3630, 16-17 Special Ed General, 10/16 Screening and Therapy/Staff Consultation and Documentation	4,420.00
Wespac Plan Services, LLC	50013		12/21/16	ECR-S/2016/3609, 16-17 General (Operations), 10/16 Quarterly Recordkeeping Fees	200.00
PARS	50014		12/21/16	ECR-S/2016/3625, 16-17 General (Operations), 9/30/16 PARS ARS Fees	317.49
Ward's Science	50015		12/21/16	ECR-S/2016/3629, 16-17 Science, Visualizing Cell Processes Video	1,075.33
Rent-It	50016		12/21/16	ECR-S/2016/3626, 16-17 Band, 11/11/16-11/13/16 Truck Rental For Band Competition	388.35
Lance Delgado	50017		12/21/16	ECR-S/2016/3686, 16-17 Band, Monday Night Rehearsals (10/10, 10/17, 11/7, 11/14, 11/28, 12/5, 12/12)	2,050.00
LADWP	50018		12/21/16	ECR-S/2016/3668, 16-17 General (Operations), Electric Charges	1,885.70
EdTec Inc.	50019		12/21/16	ECR-S/2016/3679, 16-17 General (Operations), 12/16 EdTec Monthly Service	17,000.00
Redondo Union High School	50020		12/21/16	ECR-S/2016/3681, 16-17 Boys Volleyball, April 28 and 29, 2017 - Varsity Boys Volleyball Tournament Fee - Varsity Classic - Redondo Union High School	500.00
College Board	50021		12/21/16	ECR-S/2016/3670, 16-17 General (Academic), 2016-2017 College Board Membership Fee	325.00
Pitney Bowes	50022		12/21/16	ECR-S/2016/3669, 16-17 General (Operations), Red Ink Cartridge for DM100,DM200 Series SendPro300	228.97
Pitney Bowes	50023		12/21/16	ECR-S/2016/3687, 16-17 General (Operations), 11/7/16 Meter Refill	89.93
Hyatt Place Vista	50024		12/21/16	ECR-S/2016/3694, 16-17 Boys Soccer, 12/26/16 to 12/29/16 - Oceanside Tournament - Coaches Rooms	523.90
Creative Costuming & Designs, Inc.	50025		12/21/16	ECR-S/2016/3678, 16-17 Band, Startup Deposit-Winter 2017-Percussion	250.00
Costa Ryan	50026		12/21/16	ECR-S/2016/3671, 16-17 General (Academic), Refund for Lost Textbook	74.00
CompuClaim	50027		12/21/16	ECR-S/2016/3672, 16-17 Special Ed General, 11/16 MeduClaim Procedure Code Billing	694.32
Canon Financial Services, Inc.	50028		12/21/16	ECR-S/2016/3673, 16-17 General (Operations), 1/1/17-1/31/17 Equipment Leases	1,764.17
Canon Solutions America, Inc	50029		12/21/16	ECR-S/2016/3674, 16-17 General (Operations), 11/27/16-2/26/17 Maintenance-Copier	2,160.00
Canon Solutions America, Inc	50030		12/21/16	ECR-S/2016/3675, 16-17 General (Operations), 8/27/16-11/26/16 Maintenance-Copier	2,306.85
Carolina	50031		12/21/16	ECR-S/2016/3688, 16-17 Science, Extra keys for carolina goggle sanitizer cabinet	35.57
American Heritage Landscape LP	50032		12/21/16	ECR-S/2016/3676, 16-17 General (Operations), 12/16 Monthly Landscape Maintenance Services	1,162.00
American Heritage Landscape LP	50033		12/21/16	ECR-S/2016/3690, 16-17 General (Operations), Repair and maintenance of irrigation system	971.13
Brooks Transportation Inc.	50034		12/21/16	ECR-S/2016/3685, 16-17 Girls Water Polo, 11/28/16 Round Trip ECR to Pierce College-Girls Water Polo	3,390.00
Brooks Transportation Inc.	50035		12/21/16	ECR-S/2016/3660, 16-17 AVID, 11/7/16 Round Trip ECR to Cal State Channel Islands	415.00
Apperson	50036		12/21/16	ECR-S/2016/3677, 16-17 Mathematics, Scantrons	383.34
David Ramirez	50037		12/21/16	ECR-S/2016/3697, 16-17 Girls Soccer, 12/23/16 - Girls Soccer Official - ECR vs Alemany HS - Varsity - Ref 1	75.00

Note: Multiple expenses or "Itemized/Invoice Amounts" may be paid by one check. The total "Check Amount" will appear for each "Itemized/Invoice Amount" paid by the check. Payroll checks are not included on this register.



Vendor	Check Number	Voided	Date	Description	Check Amount
Chris Nevil	50038		12/21/16	ECR-S/2016/3698, 16-17 Girls Soccer, 12/23/16 - Girls Soccer Official - ECR vs Alemany HS - Varsity - AR1	113.00
Jack Baptista	50039		12/21/16	ECR-S/2016/3699, 16-17 Girls Soccer, 12/23/16 - Girls Soccer Official - ECR vs Alemany HS - Varsity - AR2	113.00
American Express	50043		12/21/16	PRJRN/2016/0663,16-17 Clerical,1. Amazon Mktplace Ref# PYO8M1K85V4	2,192.46
Wendy Treuhaft	50051		12/21/16	PRJRN/2016/0653,16-17 Administrative,Paper Goods for Staff PD/Luncheon	186.03
Wendy Treuhaft	50052		12/21/16	PRJRN/2016/0652,16-17 Administrative,Soda and Water	88.66
Ronnie Watson	50053		12/21/16	PRJRN/2016/0646,16-17 Athletics,Mileage	419.99
Shelly Marshall	50054		12/21/16	PRJRN/2016/0644,16-17 Drill Team,used sabers	900.00
Eric Choi	50055		12/21/16	PRJRN/2016/0651,16-17 Girls Soccer,Nike Women's Hertha Short - #A456271006 - Small - Black	821.19
Eric Wilson	50056		12/21/16	PRJRN/2016/0650,16-17 Administrative,Conference Registration for California Green Schools Conference - CR000071	335.00
Eric Wilson	50057		12/21/16	PRJRN/2016/0649,16-17 Administrative,Parking	85.26
Cameron Maury	50058		12/21/16	PRJRN/2016/0648,16-17 AVID,Conference Meals Day 3	1,871.42
Cameron Maury	50059		12/21/16	PRJRN/2016/0656,16-17 Speech & Debate,Uber	1,655.93
Daniela Lopez Vargas	50060		12/21/16	PRJRN/2016/0658,16-17 General (Operations),Conference Mileage Rate	10.93
Leana Buccellato	50061		12/21/16	PRJRN/2016/0657,16-17 General (Operations),22x34 Poster Frame	27.83
Angel Lerma	50062		12/21/16	PRJRN/2016/0654,16-17 ELAC / Latino Literacy,Soft drinks and water	61.81
Tiffany Tran	50063		12/21/16	PRJRN/2016/0660,General (Operations),School Finance and Management Conference	67.50
Tiffany Tran	50064		12/21/16	PRJRN/2016/0661,16-17 Special Ed General,Conference Mileage Rate	6.59
Gail Nettels	50065		12/21/16	PRJRN/2016/0659,16-17 Alternate Ed. School,taxes from Michaels	256.20
Sheryl Kolker	50066		12/21/16	PRJRN/2016/0655,16-17 Alternate Ed. School,Conference Registration Fee	209.99
American Express	50067		12/21/16	PRJRN/2016/0662,16-17 Administrative,Annual Membership Fee	55.00
Gopher	50040		12/22/16	ECR-S/2016/3650, 16-17 Physical Education, Rainbow Gopher Victory 1000 - Soccer Balls, Size 5, Set of 6	2,102.77
Naerok Facilities Management	50041		12/22/16	ECR-S/2016/3701, 16-17 General (Operations), 12/06/16 Special Event Security Services Rendered	333.00
Naerok Facilities Management	50042		12/22/16	ECR-S/2016/3700, 16-17 General (Operations), 12/05/16 - 12/16/16 Security Services Rendered	11,843.66
Naerok Facilities Management	50044		12/22/16	ECR-S/2016/3714, 16-17 General (Operations), Asbestos removal project management fee (\$16,110.92 X 10%=1611.09	2,727.34
Naerok Facilities Management	50045		12/22/16	ECR-S/2016/3713, 16-17 General (Operations), Electrician	2,900.00
Naerok Facilities Management	50046		12/22/16	ECR-S/2016/3715, 16-17 General (Operations), Fire Alarm System - 10% project management Fee of Sub Contractor/Firefox (\$4,058.83 X 10%=405.88)	1,545.88
American Heritage Life Insurance Company	50047		12/22/16	ECR-S/2016/3705, 16-17 General (Operations), 11/16 Voluntary Insurance	1,115.76
American Heritage Life Insurance Company	50048		12/22/16	ECR-S/2016/3706, 16-17 General (Operations), Voluntary Insurance October 2016	1,115.76

Note: Multiple expenses or "Itemized/Invoice Amounts" may be paid by one check. The total "Check Amount" will appear for each "Itemized/Invoice Amount" paid by the check. Payroll checks are not included on this register.

Vendor	Check Number	Voided	Date	Description	Check Amount
ReadyRefresh	50049		12/22/16	ECR-S/2016/3707, 16-17 General (Operations), Arrowhead Water November 2016	189.45
Pitney Bowes	50050		12/22/16	ECR-S/2016/3708, General (Operations), Postage December 2016	621.67
Walter Wallace	50068		12/22/16	ECR-S/2016/3703, 16-17 General (Operations), 11/22 - 12/14/16 ECRA Fiscal Policies and Procedures Handbook Update and Interviews	2,800.00
Melissa Valenzuela	50069		12/22/16	ECR-S/2016/3704, 16-17 General (Operations), 10/25/16-11/25/16 HR Consulting Fee	3,250.00
Smart & Final	50070		12/23/16	ECR-S/2016/3716, 16-17 Vocational Arts, 11/03/16 - 11/30/16 : Purchases for Foods Class	458.27
Lisa Ring	50072		12/23/16	ECR-S/2016/3717, 16-17 Alternate Ed. School, Famos Amos Cookies	166.26
Michele Greene	1		12/28/16		416.66
American Express	11882		12/30/16	PRJRN/2016/0641,, 1. Amazon Mktplace Ref# PY000EZL71T	21,028.72
<b>Missing Checks</b>	11836		12/1/16		1531.4

Note: Multiple expenses or "Itemized/Invoice Amounts" may be paid by one check. The total "Check Amount" will appear for each "Itemized/Invoice Amount" paid by the check. Payroll checks are not included on this register.

# Coversheet

## December 2016 Financial Update

**Section:** IV. Financial  
**Item:** B. December 2016 Financial Update  
**Purpose:** Discuss  
**Submitted by:**  
**Related Material:** ECRCHS - Dec 16 Financial Exhibits.pdf  
ECRCHS - Dec 16 Financial Update - mr - 17.02.08.pdf

**ESP-CA**  
**EdTec Network : El Camino Real Charter High School**  
**Balance Sheet**  
**End of Dec 2016**

Financial Row	Amount
<b>ASSETS</b>	
Current Assets	
Bank	
9120-ECRCHS - Cash in Bank - El Camino Real Charter High School	
9121-0566 - Cash in Bank - ECRCHS : PacWest Bank checking #0566 (main)	\$3,459,290.70
9121-0582-ECRCHS - Pacific West - Checking 2	\$66,623.77
9121-0854 - Cash in Bank - ECRCHS : Hanmi checking #0854 (main/student)	(\$64,020.57)
9121-0862 - Cash in Bank - ECRCHS : Hanmi deposit #0862 (main deposit)	\$4,400,621.61
9121-5659 - Pacific West - Checking 4	\$82,574.47
9121-5675 - Pacific West - Checking 3	\$27,134.12
9122-0870 - Cash in Bank - ECRCHS : Hanmi checking #0870 (ASB Trust)	\$149,560.50
9123-3968 - Cash in Bank - ECRCHS : CCU #3968	\$6,328.91
9129-ECRHS-Investments #7671 - Schwab	\$830,021.59
<b>Total - 9120-ECRCHS - Cash in Bank - El Camino Real Charter High School</b>	<b>\$8,958,135.10</b>
<b>Total Bank</b>	<b>\$8,958,135.10</b>
Accounts Receivable	
9200 - Accounts Receivable	
9201 - Employee Advances	\$912.70
9212 - AR - Title II	\$1,945.00
9226 - AR- Child Nutrition (Federal)	\$20,755.55
9246 - AR - Child Nutrition (State)	\$1,817.03
<b>Total - 9200 - Accounts Receivable</b>	<b>\$25,430.28</b>
<b>Total Accounts Receivable</b>	<b>\$25,430.28</b>
Other Current Asset	
9150 - Investments	\$5,227,022.66
<b>Total Other Current Asset</b>	<b>\$5,227,022.66</b>
<b>Total Current Assets</b>	<b>\$14,210,588.04</b>
Fixed Assets	
9410 - Land	\$2,019,963.89
9420 - Land Improvements	\$156,235.25
9425 - Accumulated Depreciation - Land Improvements	(\$156,235.25)
9430 - Buildings	\$1,659,092.78
9431 - Fixed Asset - Building Improvements	\$139,467.91
9435 - Accumulated Depreciation-Buildings	(\$158,260.47)
9436 - Accumulated Depreciation - Building Improvements	(\$13,946.79)
9440 - Equipment	\$1,023,324.06
9445 - Accumulated Depreciation-Equipment	(\$655,630.35)
9450 - Construction in Progress	\$47,596.55
<b>Total Fixed Assets</b>	<b>\$4,061,607.58</b>
Other Assets	
9360 - Other Asset - Deposits	\$792.71
<b>Total Other Assets</b>	<b>\$792.71</b>
<b>Total ASSETS</b>	<b>\$18,272,988.33</b>
<b>LIABILITIES &amp; EQUITY</b>	
Current Liabilities	
Accounts Payable	
9500 - Accounts Payable	
9500 - Accounts Payable	(\$23.09)
<b>Total - 9500 - Accounts Payable</b>	<b>(\$23.09)</b>
<b>Total Accounts Payable</b>	<b>(\$23.09)</b>
Other Current Liability	
9501 - Accrued Accounts Payable	\$56,908.00
9546 - Payroll Liability - SUI	\$309.96
9547 - Payroll Liability - SDI	\$3,913.06

<b>Financial Row</b>	<b>Amount</b>
9550 - Retirement Liability - PERS	(\$1,273.84)
9555 - Retirement Liability - STRS	\$116.01
9558 - Retirement Liability - PARS	\$423.68
9570 - Wages Payable	(\$4,373.00)
9580 - 403B Payable	\$5,767.38
9590 - Due to Grantor Governments	\$16,643.00
9620 - Due to Student Groups/Other Agencies	
9620 - Due to Student Groups/Other Agencies	(\$241,021.07)
9621 - Due to (From) School 1	\$482,079.94
Total - 9620 - Due to Student Groups/Other Agencies	<b>\$241,058.87</b>
Total Other Current Liability	<b>\$319,493.12</b>
Total Current Liabilities	<b>\$319,470.03</b>
Equity	
9781 - Temporarily Restricted	\$5,228,778.00
Retained Earnings	\$12,928,584.64
Net Income	(\$203,844.34)
Total Equity	<b>\$17,953,518.30</b>
Total LIABILITIES & EQUITY	<b>\$18,272,988.33</b>

**El Camino Real Charter High School**

Monthly Cash Forecast  
As of most recent monthly close

	2016/17													AP/AR
	Actual & Projected													
	Jul Actual	Aug Actual	Sep Actual	Oct Actual	Nov Actual	Dec Actual	Jan Projected	Feb Projected	Mar Projected	Apr Projected	May Projected	Jun Projected	Forecast	
<b>Beginning Cash</b>	<b>\$7,481,424</b>	<b>8,299,008</b>	<b>8,093,675</b>	<b>8,405,666</b>	<b>8,700,557</b>	<b>8,747,336</b>	<b>8,955,260</b>	<b>10,005,339</b>	<b>10,255,947</b>	<b>9,400,969</b>	<b>9,979,298</b>	<b>9,410,177</b>		
<b>Revenue</b>														
LCFF Entitlement	413,405	1,868,557	2,906,225	2,315,818	2,315,818	2,315,818	3,411,642	2,692,981	1,928,923	3,277,426	2,017,539	2,017,539	30,386,911	2,905,219
Federal Income	41,274	82,548	55,032	110,641	55,032	202,836	107,309	131,028	69,604	136,852	78,452	78,452	1,207,462	58,401
Other State Income	123,930	241,560	160,693	165,470	225,166	320,649	466,577	556,294	208,394	234,228	402,770	234,228	3,651,030	311,072
Local Revenues	41,501	92,535	1,049,365	68,321	98,377	184,320	(212,890)	31,894	31,894	31,894	31,894	31,894	1,480,998	-
Fundraising and Grants	-	-	-	-	-	-	22,222	5,556	5,556	5,556	5,556	5,556	50,000	-
<b>Total Revenue</b>	<b>620,110</b>	<b>2,285,200</b>	<b>4,171,316</b>	<b>2,660,250</b>	<b>2,694,393</b>	<b>3,023,623</b>	<b>3,794,860</b>	<b>3,417,753</b>	<b>2,244,371</b>	<b>3,685,956</b>	<b>2,536,210</b>	<b>2,367,668</b>	<b>36,776,401</b>	<b>3,274,692</b>
<b>Expenses</b>														
Compensation & Benefits	2,002,983	1,992,671	2,113,334	2,155,736	2,066,377	2,277,494	1,049,289	2,482,308	2,482,308	2,484,603	2,482,308	2,512,308	26,101,717	-
Books & Supplies	22,118	104,449	132,665	52,166	201,135	207,784	935,762	188,575	188,575	188,575	188,575	188,575	2,598,955	-
Services & Other Operating Expense	340,514	383,212	318,917	507,210	406,125	376,721	607,617	466,338	398,542	404,525	404,525	404,525	5,018,770	-
Capital Outlay	-	-	-	-	-	-	150,000	30,000	30,000	30,000	30,000	30,000	300,000	-
<b>Total Expenses</b>	<b>2,365,615</b>	<b>2,480,332</b>	<b>2,564,916</b>	<b>2,715,112</b>	<b>2,673,637</b>	<b>2,861,999</b>	<b>2,742,668</b>	<b>3,167,221</b>	<b>3,099,425</b>	<b>3,107,703</b>	<b>3,105,408</b>	<b>3,135,408</b>	<b>34,019,443</b>	<b>-</b>
<b>Operating Cash Inflow (Outflow)</b>	<b>(1,745,505)</b>	<b>(195,131)</b>	<b>1,606,400</b>	<b>(54,862)</b>	<b>20,756</b>	<b>161,624</b>	<b>1,052,192</b>	<b>250,531</b>	<b>(855,054)</b>	<b>578,253</b>	<b>(569,197)</b>	<b>(767,739)</b>	<b>2,756,958</b>	<b>3,274,692</b>
Revenues - Prior Year Accruals	2,953,183	147,100	-	180,208	-	-	25,050	76	76	76	76	76	-	-
Expenses - Prior Year Accruals	(582,643)	(170,279)	(483)	-	-	-	(27,163)	-	-	-	-	-	-	-
Accounts Payable - Current Year	(325,147)	(4,381)	5,264	27	36,561	(89,325)	-	-	-	-	-	-	-	-
Loans Payable (Current)	(3,085)	(12,142)	31,174	32,751	347	(6,599)	-	-	-	-	-	-	-	-
Other Balance Sheet Changes	520,781	29,500	(1,330,363)	136,767	(10,884)	142,224	-	-	-	-	-	-	-	-
<b>Ending Cash</b>	<b>8,299,008</b>	<b>8,093,675</b>	<b>8,405,666</b>	<b>8,700,557</b>	<b>8,747,336</b>	<b>8,955,260</b>	<b>10,005,339</b>	<b>10,255,947</b>	<b>9,400,969</b>	<b>9,979,298</b>	<b>9,410,177</b>	<b>8,642,513</b>		

**El Camino Real Charter High School**

Budget vs. Actuals  
As of most recent monthly close

	Actual					Budget						
	Oct	Nov	Dec	Actual YTD	Budget YTD	Variance (YTD less Budget)	Approved Budget	Previous Month's Forecast	Current Forecast	Variance (Previous vs. Current Forecast)	Variance (Budget vs. Current Forecast)	Forecast Remaining
<b>SUMMARY</b>												
<b>Revenue</b>												
LCFF Entitlement	2,315,818	2,315,818	2,315,818	12,135,641	11,909,134	226,507	30,894,433	30,386,911	30,386,911	-	(507,522)	18,251,270
Federal Revenue	110,641	55,032	202,836	547,364	454,574	92,790	1,082,894	1,202,649	1,207,462	4,813	124,568	660,098
Other State Revenues	165,470	225,166	320,649	1,237,468	1,068,490	168,977	2,706,821	3,516,436	3,651,030	134,594	944,209	2,413,563
Local Revenues	68,321	98,377	184,320	1,534,419	917,856	616,563	1,113,567	1,299,988	1,480,998	181,009	367,430	(53,421)
Fundraising and Grants	-	-	-	-	16,667	(16,667)	50,000	50,000	50,000	-	-	50,000
<b>Total Revenue</b>	<b>2,660,250</b>	<b>2,694,393</b>	<b>3,023,623</b>	<b>15,454,892</b>	<b>14,366,720</b>	<b>1,088,171</b>	<b>35,847,716</b>	<b>36,455,984</b>	<b>36,776,401</b>	<b>320,416</b>	<b>928,685</b>	<b>21,321,509</b>
<b>Expenses</b>												
Compensation and Benefits	2,155,736	2,066,377	2,277,494	12,608,594	13,396,782	788,188	27,341,723	26,101,717	26,101,717	-	1,240,007	13,493,123
Books and Supplies	52,166	201,135	207,784	720,317	1,427,024	706,707	2,477,513	2,598,955	2,598,955	-	(121,442)	1,878,638
Services and Other Operating Expendit	507,210	406,125	376,721	2,332,700	2,511,886	179,187	5,225,762	5,009,057	5,018,770	(9,714)	206,992	2,686,070
Depreciation	-	-	-	-	-	-	238,281	137,835	137,835	-	100,446	137,835
<b>Total Expenses</b>	<b>2,715,112</b>	<b>2,673,637</b>	<b>2,861,999</b>	<b>15,661,611</b>	<b>17,335,692</b>	<b>1,674,081</b>	<b>35,283,279</b>	<b>33,847,564</b>	<b>33,857,277</b>	<b>(9,714)</b>	<b>1,426,002</b>	<b>18,195,666</b>
<b>Operating Income</b>	<b>(54,862)</b>	<b>20,756</b>	<b>161,624</b>	<b>(206,719)</b>	<b>(2,968,972)</b>	<b>2,762,253</b>	<b>564,437</b>	<b>2,608,421</b>	<b>2,919,123</b>	<b>310,703</b>	<b>2,354,687</b>	<b>3,125,843</b>
<b>Fund Balance</b>												
Beginning Balance (Unaudited)	16,860,750	16,805,888	16,826,644	17,194,987	17,194,987		17,194,987	17,194,987	17,194,987			
Audit Adjustment				962,376	962,376		-	962,376	962,376			
Beginning Balance (Audited)				18,157,363	18,157,363		17,194,987	18,157,363	18,157,363			
Operating Income	(54,862)	20,756	161,624	(206,719)	(2,968,972)		564,437	2,608,421	2,919,123			
<b>Ending Fund Balance</b>	<b>16,805,888</b>	<b>16,826,644</b>	<b>16,988,267</b>	<b>17,950,644</b>	<b>15,188,391</b>		<b>17,759,423</b>	<b>20,765,784</b>	<b>21,076,486</b>			
<b>Capital Outlay</b>	<b>-</b>	<b>-</b>	<b>-</b>	<b>-</b>	<b>-</b>		<b>300,000</b>	<b>300,000</b>	<b>300,000</b>			

**El Camino Real Charter High School**

Budget vs. Actuals  
As of most recent monthly close

Detail	Actual					Budget						
	Oct	Nov	Dec	Actual YTD	Budget YTD	Variance (YTD less Budget)	Approved Budget	Previous Month's Forecast	Current Forecast	Variance (Previous vs. Current Forecast)	Variance (Budget vs. Current Forecast)	Forecast Remaining
<b>Enrollment Summary</b>							-					
9-12							3,675	3,520	3,520			
<b>Total Enrolled</b>							<b>3,675</b>	<b>3,520</b>	<b>3,520</b>	-	(156)	
<b>ADA %</b>												
9-12							95%	97%	97%			
<b>Average</b>							<b>95%</b>	<b>97%</b>	<b>97%</b>	-	2.44%	
<b>ADA</b>												
9-12							3491.25	3429.40	3429.40			
<b>Total ADA</b>							<b>3491.25</b>	<b>3429.40</b>	<b>3429.40</b>	-	(61.85)	



**El Camino Real Charter High School**

Budget vs. Actuals  
As of most recent monthly close

		Actual					Budget						
		Oct	Nov	Dec	Actual YTD	Budget YTD	Variance (YTD less Budget)	Approved Budget	Previous Month's Forecast	Current Forecast	Variance (Previous vs. Current Forecast)	Variance (Budget vs. Current Forecast)	Forecast Remaining
<b>REVENUE</b>													
<b>LCFF Entitlement</b>													
8011	Charter Schools LCFF - State Aid	1,764,612	1,764,612	1,764,612	7,332,031	7,105,524	226,507	18,866,379	18,459,975	18,459,975	-	(406,404)	11,127,943
8012	Education Protection Account Entitlement	-	-	-	1,358,572	1,358,572	(0)	5,398,345	5,302,709	5,302,709	-	(95,637)	3,944,137
8019	State Aid - Prior Years	-	-	-	-	-	-	-	-	-	-	-	-
8096	Charter Schools in Lieu of Property Taxes	551,206	551,206	551,206	3,445,038	3,445,038	0	6,629,709	6,624,228	6,624,228	-	(5,482)	3,179,190
<b>SUBTOTAL - LCFF Entitlement</b>		<b>2,315,818</b>	<b>2,315,818</b>	<b>2,315,818</b>	<b>12,135,641</b>	<b>11,909,134</b>	<b>226,507</b>	<b>30,894,433</b>	<b>30,386,911</b>	<b>30,386,911</b>	<b>-</b>	<b>(507,522)</b>	<b>18,251,270</b>
<b>8100 Federal Revenue</b>													
8181	Special Education - Entitlement	55,032	55,032	55,032	343,951	343,095	856	686,190	661,360	661,360	-	(24,830)	317,409
8182	Special Education Reimbursement	-	-	-	-	-	-	-	-	-	-	-	-
8220	Child Nutrition Programs	-	-	31,027	31,027	49,213	(18,186)	147,638	312,500	312,500	-	164,862	281,473
8290	No Child Left Behind	-	-	-	-	-	-	-	-	-	-	-	-
8291	Title I	55,609	-	116,777	172,386	60,601	111,785	242,403	222,437	228,023	5,586	(14,380)	55,637
8292	Title II	-	-	-	-	1,666	(1,666)	6,664	6,352	5,579	(773)	(1,085)	5,579
8293	Title III	-	-	-	-	-	-	-	-	-	-	-	-
<b>SUBTOTAL - Federal Income</b>		<b>110,641</b>	<b>55,032</b>	<b>202,836</b>	<b>547,364</b>	<b>454,574</b>	<b>92,790</b>	<b>1,082,894</b>	<b>1,202,649</b>	<b>1,207,462</b>	<b>4,813</b>	<b>124,568</b>	<b>660,098</b>
<b>8300 Other State Revenues</b>													
8311	Other State Apportionments - Current Year	-	-	-	-	-	-	-	-	-	-	-	-
8319	Other State Apportionments - Prior Years	4,776	937	-	9,643	-	9,643	-	9,643	9,643	-	9,643	-
8380	Special Ed	-	-	-	-	-	-	-	-	-	-	-	-
8381	Special Education - Entitlement (State)	160,693	160,693	160,693	1,004,333	1,004,333	(0)	1,978,701	1,931,163	1,931,163	-	(47,538)	926,830
8382	Special Education Reimbursement (State)	-	-	-	-	-	-	-	-	-	-	-	-
8520	Child Nutrition - State	-	-	2,617	2,617	4,290	(1,673)	12,871	12,500	12,500	-	(371)	9,883
8550	Mandated Cost Reimbursements	-	-	149,815	149,815	59,867	89,948	149,667	914,973	914,973	-	765,306	765,158
8560	State Lottery Revenue	-	-	-	-	-	-	565,583	648,156	648,156	-	82,574	648,156
8590	All Other State Revenue	-	63,536	7,523	71,059	-	71,059	-	-	134,594	134,594	134,594	63,535
<b>SUBTOTAL - Other State Income</b>		<b>165,470</b>	<b>225,166</b>	<b>320,649</b>	<b>1,237,468</b>	<b>1,068,490</b>	<b>168,977</b>	<b>2,706,821</b>	<b>3,516,436</b>	<b>3,651,030</b>	<b>134,594</b>	<b>944,209</b>	<b>2,413,563</b>
<b>8600 Other Local Revenue</b>													
8634	Food Service Sales	-	1,115	56,640	58,260	37,856	20,405	113,567	50,000	58,260	8,260	(55,307)	-
8660	Interest	4	3	4	21	-	21	-	17	21	4	21	-
8662	Net Increase (Decrease) in the Fair Value of	(9,083)	(8,797)	(12,190)	(38,102)	-	(38,102)	-	(25,912)	(38,102)	(12,190)	(38,102)	-
8690	Other Local Revenue	48,361	89,101	184,785	1,460,668	880,000	580,668	1,000,000	1,275,883	1,460,668	184,785	460,668	-
8715	Revenue Program 15	-	-	150	150	-	150	-	-	150	150	150	-
8999	Uncategorized Revenue	29,039	16,954	(45,069)	53,421	-	53,421	-	-	-	-	-	(53,421)
<b>SUBTOTAL - Local Revenues</b>		<b>68,321</b>	<b>98,377</b>	<b>184,320</b>	<b>1,534,419</b>	<b>917,856</b>	<b>616,563</b>	<b>1,113,567</b>	<b>1,299,988</b>	<b>1,480,998</b>	<b>181,009</b>	<b>367,430</b>	<b>(53,421)</b>
<b>8800 Donations/Fundraising</b>													
8803	Fundraising	-	-	-	-	16,667	(16,667)	50,000	50,000	50,000	-	-	50,000
<b>SUBTOTAL - Fundraising and Grants</b>		<b>-</b>	<b>-</b>	<b>-</b>	<b>-</b>	<b>16,667</b>	<b>(16,667)</b>	<b>50,000</b>	<b>50,000</b>	<b>50,000</b>	<b>-</b>	<b>-</b>	<b>50,000</b>
<b>TOTAL REVENUE</b>		<b>2,660,250</b>	<b>2,694,393</b>	<b>3,023,623</b>	<b>15,454,892</b>	<b>14,366,720</b>	<b>1,088,171</b>	<b>35,847,716</b>	<b>36,455,984</b>	<b>36,776,401</b>	<b>320,416</b>	<b>928,685</b>	<b>21,321,509</b>

**El Camino Real Charter High School**

Budget vs. Actuals  
As of most recent monthly close

		Actual					Budget						
		Oct	Nov	Dec	Actual YTD	Budget YTD	Variance (YTD less Budget)	Approved Budget	Previous Month's Forecast	Current Forecast	Variance (Previous vs. Current Forecast)	Variance (Budget vs. Current Forecast)	Forecast Remaining
<b>EXPENSES</b>													
<b>Compensation &amp; Benefits</b>													
1000	<b>Certificated Salaries</b>	-	-	-									
1100	Teachers Salaries	905,242	889,434	1,001,268	5,541,826	5,701,114	159,288	11,402,228	10,948,641	10,948,641	-	453,587	5,406,815
1101	Teacher - Stipends	-	-	-	130	333,333	333,203	1,000,000	500,000	500,000	-	500,000	499,870
1150	Teacher - NBC Stipend	5,226	5,226	5,226	26,922	50,000	23,078	100,000	100,000	100,000	-	-	73,078
1160	Teacher - Auxillary & Summer School	17,301	14,434	11,692	217,325	200,000	(17,325)	100,000	400,000	400,000	-	(300,000)	182,675
1170	Teacher - Coverage	6,434	6,797	3,905	25,617	15,000	(10,617)	30,000	30,000	30,000	-	-	4,383
1180	Teacher - Extra Hours & Tutoring	3,830	5,956	3,492	27,796	125,000	97,204	250,000	250,000	250,000	-	-	222,204
1190	Teacher - PD	1,513	3,016	1,984	21,595	90,000	68,405	260,000	180,000	180,000	-	80,000	158,405
1200	Certificated Pupil Support Salaries	111,166	111,500	140,869	694,319	703,621	9,301	1,407,242	1,407,242	1,407,242	-	-	712,922
1300	Certificated Supervisor & Administrator Sala	62,289	69,336	81,011	399,713	442,932	43,218	885,863	899,243	899,243	-	(13,379)	499,529
1900	Certificated Other Salaries	20,513	20,087	24,977	125,800	122,239	(3,561)	244,479	244,479	244,479	-	-	118,678
<b>SUBTOTAL - Certificated Employees</b>		<b>1,133,513</b>	<b>1,125,786</b>	<b>1,274,424</b>	<b>7,081,044</b>	<b>7,783,239</b>	<b>702,195</b>	<b>15,679,812</b>	<b>14,959,604</b>	<b>14,959,604</b>	<b>-</b>	<b>720,208</b>	<b>7,878,560</b>
2000	<b>Classified Salaries</b>												
2100	Classified Instructional Aide Salaries	84,150	77,449	97,375	370,014	469,591	99,576	939,181	975,069	975,069	-	(35,888)	605,055
2200	Classified Support Salaries	87,564	95,077	85,850	481,244	408,312	(72,932)	816,624	951,837	951,837	-	(135,213)	470,593
2300	Classified Supervisor & Administrator Salari	33,968	33,968	35,242	206,686	285,584	78,898	571,169	518,968	518,968	-	52,200	312,282
2400	Classified Clerical & Office Salaries	79,532	70,771	61,265	394,729	537,658	142,930	1,075,317	850,521	850,521	-	224,796	455,792
2900	Classified Other Salaries	15,702	(10,926)	7,538	26,488	137,500	111,012	275,000	103,899	103,899	-	171,101	77,411
<b>SUBTOTAL - Classified Employees</b>		<b>300,915</b>	<b>266,339</b>	<b>287,271</b>	<b>1,479,161</b>	<b>1,838,645</b>	<b>359,484</b>	<b>3,677,290</b>	<b>3,400,294</b>	<b>3,400,294</b>	<b>-</b>	<b>276,996</b>	<b>1,921,133</b>
3000	<b>Employee Benefits</b>												
3100	STRS	140,253	121,620	155,078	851,195	789,008	(62,187)	1,972,520	1,881,918	1,881,918	-	90,602	1,030,723
3200	PERS	36,537	31,629	29,720	174,401	168,819	(5,582)	418,971	396,949	396,949	-	22,022	222,547
3300	OASDI-Medicare-Alternative	37,333	34,786	36,271	203,788	188,628	(15,160)	469,797	445,479	445,479	-	24,319	241,691
3400	Health & Welfare Benefits	300,347	280,177	299,403	1,717,805	1,824,000	106,195	3,648,000	3,568,275	3,568,275	-	79,725	1,850,470
3500	Unemployment Insurance	712	695	767	4,244	4,839	596	9,679	9,180	9,180	-	499	4,936
3600	Workers Comp Insurance	-	-	-	189,690	191,065	1,375	191,065	189,690	189,690	-	1,375	-
3700	Retiree Benefits	200,000	200,000	200,000	900,000	598,558	(301,442)	1,249,820	1,230,000	1,230,000	-	19,820	330,000
3800	PERS Reduction	-	-	-	-	-	-	-	-	-	-	-	-
3900	Other Employee Benefits	6,127	5,344	(5,438)	7,266	9,980	2,714	24,769	20,328	20,328	-	4,441	13,062
<b>SUBTOTAL - Employee Benefits</b>		<b>721,309</b>	<b>674,251</b>	<b>715,799</b>	<b>4,048,389</b>	<b>3,774,898</b>	<b>(273,491)</b>	<b>7,984,621</b>	<b>7,741,819</b>	<b>7,741,819</b>	<b>-</b>	<b>242,802</b>	<b>3,693,430</b>

**El Camino Real Charter High School**

Budget vs. Actuals  
As of most recent monthly close

		Actual					Budget						
		Oct	Nov	Dec	Actual YTD	Budget YTD	Variance (YTD less Budget)	Approved Budget	Previous Month's Forecast	Current Forecast	Variance (Previous vs. Current Forecast)	Variance (Budget vs. Current Forecast)	Forecast Remaining
<b>4000</b>	<b>Books &amp; Supplies</b>	-	-	-									
4100	Approved Textbooks & Core Curricula Mate	11	2,616	1,099	35,200	303,333	268,133	350,000	350,000	350,000	-	-	314,800
4200	Books & Other Reference Materials	959	-	3,888	4,847	24,024	19,177	27,720	27,720	27,720	-	-	22,873
4300	Materials & Supplies	10,452	-	-	11,096	46,391	35,295	53,528	53,528	53,528	-	-	42,432
4325	Instructional Materials & Supplies	272	49,082	23,520	135,027	220,375	85,347	254,279	254,279	254,279	-	-	119,251
4330	Office Supplies	4,004	32,263	44,460	97,582	102,436	4,853	204,871	204,871	204,871	-	-	107,289
4345	Non Instructional Student Materials & Suppli	27,055	21,315	7,749	131,384	254,279	122,895	508,557	508,557	508,557	-	-	377,173
4400	Noncapitalized Equipment	9,202	529	12,221	90,123	350,000	259,877	700,000	700,000	700,000	-	-	609,877
4710	Student Food Services	-	95,541	114,847	215,058	126,186	(88,872)	378,558	500,000	500,000	-	(121,442)	284,942
	<b>SUBTOTAL - Books and Supplies</b>	<b>52,166</b>	<b>201,135</b>	<b>207,784</b>	<b>720,317</b>	<b>1,427,024</b>	<b>706,707</b>	<b>2,477,513</b>	<b>2,598,955</b>	<b>2,598,955</b>	<b>-</b>	<b>(121,442)</b>	<b>1,878,638</b>

**El Camino Real Charter High School**

Budget vs. Actuals  
As of most recent monthly close

		Actual					Budget						
		Oct	Nov	Dec	Actual YTD	Budget YTD	Variance (YTD less Budget)	Approved Budget	Previous Month's Forecast	Current Forecast	Variance (Previous vs. Current Forecast)	Variance (Budget vs. Current Forecast)	Forecast Remaining
<b>5000</b>	<b>Services &amp; Other Operating Expenses</b>												
5100	Subagreements for Services	-	-	-	-	-	-	-	-	-	-	-	-
5200	Travel & Conferences	5,065	1,908	9,568	33,044	80,000	46,956	200,000	100,000	100,000	-	100,000	66,956
5300	Dues & Memberships	20,050	8,628	(3,222)	122,102	75,000	(47,102)	150,000	150,000	150,000	-	-	27,898
5400	Insurance	-	-	-	181,091	181,091	-	181,091	181,091	181,091	-	-	-
5500	Operations & Housekeeping	201,352	38,841	166,486	532,239	253,395	(278,844)	633,488	633,488	633,488	-	-	101,249
5605	Equipment Leases	-	7,658	6,231	23,206	38,177	14,971	76,354	76,354	76,354	-	-	53,148
5610	Rent	1,842	-	4,964	15,137	225,000	209,863	450,000	450,000	450,000	-	-	434,863
5631	Other Rentals, Leases and Repairs 1	2,389	4,523	3,318	26,458	157,758	131,300	315,515	315,515	315,515	-	-	289,058
5809	Banking Fees	1,869	32,938	927	39,710	15,402	(24,308)	38,505	50,000	50,000	-	(11,496)	10,291
5812	Business Services	19,402	2,743	3,463	66,678	101,875	35,197	203,750	203,750	203,750	-	-	137,072
5815	Consultants - Instructional	106,039	109,836	52,505	312,918	375,000	62,082	750,000	550,000	550,000	-	200,000	237,082
5820	Consultants - Non Instructional - Custom 1	59,094	36,498	49,403	201,455	350,000	148,545	700,000	550,000	550,000	-	150,000	348,545
5824	District Oversight Fees	23,889	23,889	23,889	149,307	129,757	(19,550)	308,944	303,869	303,869	-	5,075	154,563
5830	Field Trips Expenses	34,026	22,079	8,958	78,710	120,000	41,290	300,000	300,000	300,000	-	-	221,290
5833	Fines and Penalties	-	-	-	-	-	-	-	-	-	-	-	-
5839	Fundraising Expenses	-	-	-	-	20,000	20,000	50,000	50,000	50,000	-	-	50,000
5845	Legal Fees	1,702	57,274	1,142	126,706	100,000	(26,706)	200,000	400,000	400,000	-	(200,000)	273,294
5851	Marketing and Student Recruiting	-	-	-	2,900	5,150	2,250	10,300	10,300	10,300	-	-	7,400
5861	Prior Yr Exp (not accrued)	52,658	-	9,714	75,898	-	(75,898)	-	66,185	75,898	(9,714)	(75,898)	-
5872	Special Education Encroachment	43,145	43,145	43,145	269,657	234,282	(35,374)	557,815	518,505	518,505	-	39,310	248,848
5898	Bad Debt Expense	-	-	-	0	-	(0)	-	-	-	-	-	(0)
5899	Miscellaneous Operating Expenses	(78,586)	3,220	(4,360)	10,367	-	(10,367)	-	-	-	-	-	(10,367)
5900	Communications	13,273	12,946	592	65,118	50,000	(15,118)	100,000	100,000	100,000	-	-	34,882
	<b>SUBTOTAL - Services &amp; Other Operating</b>	<b>507,210</b>	<b>406,125</b>	<b>376,721</b>	<b>2,332,700</b>	<b>2,511,886</b>	<b>179,187</b>	<b>5,225,762</b>	<b>5,009,057</b>	<b>5,018,770</b>	<b>(9,714)</b>	<b>206,992</b>	<b>2,686,070</b>
<b>6000</b>	<b>Capital Outlay</b>												
6100	Sites & Improvement of Sites	-	-	-	-	-	-	-	-	-	-	-	-
6200	Buildings & Improvement of Buildings	-	-	-	-	120,000	120,000	300,000	300,000	300,000	-	-	300,000
	<b>SUBTOTAL - Capital Outlay</b>	<b>-</b>	<b>-</b>	<b>-</b>	<b>-</b>	<b>120,000</b>	<b>120,000</b>	<b>300,000</b>	<b>300,000</b>	<b>300,000</b>	<b>-</b>	<b>-</b>	<b>300,000</b>
	<b>TOTAL EXPENSES</b>	<b>2,715,112</b>	<b>2,673,637</b>	<b>2,861,999</b>	<b>15,661,611</b>	<b>17,455,692</b>	<b>1,794,081</b>	<b>35,344,999</b>	<b>34,009,729</b>	<b>34,019,443</b>	<b>(9,714)</b>	<b>1,325,556</b>	<b>18,357,832</b>
	<b>Depreciation Calculation</b>												
	Prior Year (Yr 0 or before) Depreciation Impact							<b>178,280</b>	<b>137,835</b>	<b>137,835</b>	-	40,445	137,835
	Forecasted Depreciation Impact (2016-17)							<b>60,000</b>	-	-	-	60,000	-
<b>6900</b>	<b>Total Depreciation (includes Prior Years)</b>	<b>-</b>	<b>-</b>	<b>-</b>	<b>-</b>	<b>-</b>	<b>-</b>	<b>238,281</b>	<b>137,835</b>	<b>137,835</b>	<b>-</b>	<b>100,446</b>	<b>137,835</b>
	<b>TOTAL EXPENSES including Depreciation</b>	<b>2,715,112</b>	<b>2,673,637</b>	<b>2,861,999</b>	<b>15,661,611</b>	<b>17,335,692</b>	<b>1,674,081</b>	<b>35,283,279</b>	<b>33,847,564</b>	<b>33,857,277</b>	<b>(9,714)</b>	<b>1,426,002</b>	<b>18,195,666</b>

## El Camino Real Charter High School

### 2013-2017 Budget Summary

	2013/14	2014/15	2015/16	2016/17
	Unaudited Actuals	Unaudited Actuals	Unaudited Actuals	Current Forecast
<b>SUMMARY</b>				
<b>Revenue</b>				
LCFF Entitlement	24,331,029	27,161,873	30,100,850	30,386,911
Federal Revenue	1,024,093	1,190,975	970,967	1,207,462
Other State Revenues	2,890,762	3,682,557	5,907,746	3,651,030
Local Revenues	1,344,252	1,528,327	2,100,154	1,480,848
Fundraising and Grants	-	-	-	50,000
<b>Total Revenue</b>	<b>29,590,136</b>	<b>33,563,733</b>	<b>39,079,717</b>	<b>36,776,251</b>
<b>Expenses</b>				
Compensation and Benefits	20,622,075	22,285,046	27,312,263	26,101,717
Books and Supplies	1,848,379	2,578,308	2,653,766	2,598,955
Services and Other Operating Expenditures	3,669,437	4,684,312	5,743,808	5,018,770
Depreciation	138,645	252,573	532,570	137,835
<b>Total Expenses</b>	<b>26,278,537</b>	<b>29,800,240</b>	<b>36,242,407</b>	<b>33,857,277</b>
<b>Operating Income</b>	<b>3,311,599</b>	<b>3,763,493</b>	<b>2,837,311</b>	<b>2,918,973</b>
<b>Fund Balance</b>				
Beginning Balance (Unaudited)	6,704,831	10,004,993	14,357,675	18,157,362
Audit Adjustment	(11,437)	589,189	962,376	-
Beginning Balance (Audited)	6,693,394	10,594,182	15,320,051	18,157,362
Operating Income	3,311,599	3,763,493	2,837,311	2,918,973
<b>Ending Fund Balance (including Depreciation)</b>	<b>10,004,993</b>	<b>14,357,675</b>	<b>18,157,362</b>	<b>21,076,335</b>
<b>Ending Fund Balance as a % of Expenses</b>	<b>38%</b>	<b>48%</b>	<b>50%</b>	<b>62%</b>
<b>Capital Outlay</b>	<b>-</b>	<b>-</b>	<b>-</b>	<b>300,000</b>

<b>ADA</b>					
	<b>Total ADA</b>	<b>3515.1</b>	<b>3576.2</b>	<b>3567.9</b>	<b>3429.4</b>

**REVENUE**

**LCFF Entitlement**

8011	Charter Schools LCFF - State Aid	14,569,337	15,382,091	17,536,951	18,459,975
8012	Education Protection Account Entitlement	4,572,474	5,897,720	5,673,824	5,302,709
8019	State Aid - Prior Years	(1,006,956)	(130,689)	(125,883)	-
8096	Charter Schools in Lieu of Property Taxes	6,196,174	6,012,751	7,015,958	6,624,228

**SUBTOTAL - LCFF Entitlement**

---

24,331,029	27,161,873	30,100,850	30,386,911
------------	------------	------------	------------

---

**8100 Federal Revenue**

8181	Special Education - Entitlement	635,636	680,483	677,593	661,360
8182	Special Education Reimbursement	210	1,547	(143)	-
8220	Child Nutrition Programs	222,528	231,863	41,476	312,500
8291	Title I	159,730	254,869	224,767	228,023
8292	Title II	5,989	7,894	6,432	5,579
8299	All Other Federal Revenue	-	14,319	20,842	-

**SUBTOTAL - Federal Income**

---

1,024,093	1,190,975	970,967	1,207,462
-----------	-----------	---------	-----------

---

**8300 Other State Revenues**

8319	Other State Apportionments - Prior Years	41,236	88,938	45,382	9,643
8381	Special Education - Entitlement (State)	1,919,912	1,994,959	1,997,679	1,931,163
8520	Child Nutrition - State	19,080	16,484	(8,328)	12,500
8550	Mandated Cost Reimbursements	147,236	382,686	2,042,990	914,973
8560	State Lottery Revenue	545,265	574,029	687,990	648,156
8590	All Other State Revenue	218,032	625,463	1,142,033	134,594

**SUBTOTAL - Other State Income**

---

2,890,762	3,682,557	5,907,746	3,651,030
-----------	-----------	-----------	-----------

---

**8600 Other Local Revenue**

8634	Food Service Sales	112,964	69,115	50,797	58,260
8660	Interest	12,619	32,325	2,558	21
8662	Net Increase (Decrease) in the Fair Value of Investments	4,562	5,454	57,166	(38,102)

8699	All Other Local Revenue	1,214,106	1,421,434	1,989,633	1,460,668
<b>SUBTOTAL - Local Revenues</b>		<b>1,344,252</b>	<b>1,528,327</b>	<b>2,100,154</b>	<b>1,480,848</b>
<b>8800</b>	<b>Donations/Fundraising</b>				
8803	Fundraising	-	-	-	50,000
<b>SUBTOTAL - Fundraising and Grants</b>		<b>-</b>	<b>-</b>	<b>-</b>	<b>50,000</b>
<b>TOTAL REVENUE</b>		<b>29,590,136</b>	<b>33,563,733</b>	<b>39,079,717</b>	<b>36,776,251</b>



**EXPENSES**

**Compensation & Benefits**

<b>1000</b>	<b>Certificated Salaries</b>				
1100	Teachers Salaries	10,640,460	10,969,324	12,957,774	12,408,641
1200	Certificated Pupil Support Salaries	1,227,059	1,220,525	1,532,293	1,407,242
1300	Certificated Supervisor & Administrator Salaries	959,004	987,125	1,038,059	899,243
1900	Certificated Other Salaries	-	-	288,899	244,479
<b>SUBTOTAL - Certificated Employees</b>		<b>12,826,523</b>	<b>13,176,974</b>	<b>15,817,025</b>	<b>14,959,604</b>
<b>2000</b>	<b>Classified Salaries</b>				
2100	Classified Instructional Aide Salaries	794,157	818,263	922,854	975,069
2200	Classified Support Salaries	751,221	720,550	810,539	951,837
2300	Classified Supervisor & Administrator Salaries	232,725	328,452	645,708	518,968
2400	Classified Clerical & Office Salaries	761,650	743,975	846,558	850,521
2900	Classified Other Salaries	447,245	325,780	402,992	103,899
<b>SUBTOTAL - Classified Employees</b>		<b>2,986,997</b>	<b>2,937,020</b>	<b>3,628,652</b>	<b>3,400,294</b>
<b>3000</b>	<b>Employee Benefits</b>				
3100	STRS	1,028,236	1,145,994	1,598,786	1,881,918
3200	PERS	327,152	333,684	368,171	396,949
3300	OASDI-Medicare-Alternative	407,826	415,090	492,410	445,479
3400	Health & Welfare Benefits	2,802,289	3,149,597	3,284,672	3,568,275
3500	Unemployment Insurance	7,825	8,080	9,916	9,180
3600	Workers Comp Insurance	232,389	104,857	370,564	189,690
3700	Retiree Benefits	-	-	1,713,141	1,230,000
3900	Other Employee Benefits	2,839	1,013,750	28,928	20,328
<b>SUBTOTAL - Employee Benefits</b>		<b>4,808,555</b>	<b>6,171,052</b>	<b>7,866,587</b>	<b>7,741,819</b>
<b>4000</b>	<b>Books &amp; Supplies</b>				
4100	Approved Textbooks & Core Curricula Materials	509,146	918,310	573,505	350,000

4200	Books & Other Reference Materials	30,119	128,821	14,440	27,720
4300	Materials & Supplies	272,463	278,348	1,102,190	53,528
4325	Instructional Materials & Supplies	-	-	-	254,279
4330	Office Supplies	-	-	-	204,871
4345	Non Instructional Student Materials & Supplies	-	-	-	508,557
4352	Other Supplies	405,953	554,637	-	-
4400	Noncapitalized Equipment	246,541	342,079	561,670	700,000
4710	Student Food Services	384,157	356,113	401,961	500,000

**SUBTOTAL - Books and Supplies**

<b>1,848,379</b>	<b>2,578,308</b>	<b>2,653,766</b>	<b>2,598,955</b>
------------------	------------------	------------------	------------------

**5000 Services & Other Operating Expenses**

5200	Travel & Conferences	107,114	182,841	113,079	100,000
5300	Dues & Memberships	106,742	161,830	243,672	150,000
5400	Insurance	186,549	270,464	369,218	181,091
5500	Operations & Housekeeping	569,525	995,393	860,079	633,488
5600	Rentals, Leases, & Repairs	556,762	596,797	573,870	-
5605	Equipment Leases	-	-	-	76,354
5610	Rent	-	-	-	450,000
5631	Other Rentals, Leases and Repairs 1	-	-	-	315,515
5800	Other Services & Operating Expenses	1,586,161	1,905,499	3,172,470	-
5809	Banking Fees	-	-	-	50,000
5812	Business Services	-	-	-	203,750
5815	Consultants - Instructional	-	-	-	550,000
5820	Consultants - Non Instructional - Custom 1	-	-	-	550,000
5824	District Oversight Fees	243,947	271,619	301,009	303,869
5830	Field Trips Expenses	-	-	-	300,000
5839	Fundraising Expenses	-	-	-	50,000
5843	Interest - Loans Less than 1 Year	9,062	-	-	-
5845	Legal Fees	-	-	-	400,000
5851	Marketing and Student Recruiting	-	-	-	10,300
5861	Prior Yr Exp (not accrued)	-	-	-	75,898
5872	Special Education Encroachment	-	-	-	518,505
5893	Transportation - Student	275,434	245,128	-	-
5900	Communications	28,138	54,742	110,412	100,000

	<b>SUBTOTAL - Services &amp; Other Operating Exp.</b>	<b>3,669,437</b>	<b>4,684,312</b>	<b>5,743,808</b>	<b>5,018,770</b>
<b>6000</b>	<b>Capital Outlay</b>				
6200	Buildings & Improvement of Buildings	-	-	-	300,000
	<b>SUBTOTAL - Capital Outlay</b>	<b>-</b>	<b>-</b>	<b>-</b>	<b>300,000</b>
<b>TOTAL EXPENSES</b>		<b>26,139,891</b>	<b>29,547,667</b>	<b>35,709,837</b>	<b>34,019,443</b>
<b>6900</b>	<b>Total Depreciation (includes Prior Years)</b>	<b>138,645</b>	<b>252,573</b>	<b>532,570</b>	<b>137,835</b>
<b>TOTAL EXPENSES including Depreciation</b>		<b>26,278,537</b>	<b>29,800,240</b>	<b>36,242,407</b>	<b>33,857,277</b>

# El Camino Real Charter High School

## December 2016 Financials

© EdTec, Inc. 2017



**Feb 15, 2017**

**Chang Patel & Milada Rakijian**

# Financial Presentation Agenda



- December 2016 Financial Update
  - Current Forecast
  - YTD Actuals vs. YTD Budget
  - Cash Flow Projection
  - Balance Sheet

# December 2016 Financial Update

# Current Forecast: Dec 2016 Update

Operating income including depreciation is projected to be \$2.9M, a \$311K increase compared to the previous forecast.



	Approved Budget	Previous Month's Forecast	Current Forecast	Variance (Previous vs. Current Forecast)	Variance Budget vs. Current Forecast)
Revenue	35,847,716	36,455,984	36,776,401	320,416	928,685
Expenses	35,283,279	33,847,564	33,857,277	(9,714)	1,426,002
Net Income	564,437	2,608,421	2,919,123	310,703	2,354,687
Beginning Fund Balance	17,194,987	17,194,987	17,194,987		
Audit Adjustment	-	962,376	962,376		
Ending Fund Balance	17,759,423	20,765,784	21,076,486		

# Current Revenue Forecast: Dec 2016 Update

The revenue forecast is \$36.7M, an increase of \$320K when compared to the previous month's forecast.



Revenue Summary	Previous Month's Forecast	Current Forecast	Variance (Previous vs. Current Forecast)	Notes
<b>LCFF Entitlement</b>	\$ 30,386,911	\$ 30,386,911	\$ -	• No Change
<b>Federal Revenue</b>	\$ 1,202,649	\$ 1,207,462	\$ 4,813	• Title Funding updated to match newly released entitlement schedule
<b>Other State Revenues</b>	\$ 3,516,436	\$ 3,651,030	\$ 134,594	<ul style="list-style-type: none"> <li>• Increase in All Other State Revenue: Added College Readiness Block Grant of \$127k to be spent over 3 years. Unspent portion will be recognized as restricted assets at end of year for spending in future years</li> <li>• Increase in All Other State Revenue updated Medi-CAL to actuals</li> </ul>
<b>Local Revenues</b>	\$ 1,299,988	\$ 1,480,998	\$ 181,009	<ul style="list-style-type: none"> <li>• Increase in Other Local Revenue – to match actuals +\$144k international student tuition +\$40k general operations, student store, fees &amp; fines, and woodshop</li> <li>• Increase in Food Service Sales to match actuals. Includes prepaid meals (+\$8k)</li> <li>• Net Decrease in Fair Value of Investment (-\$12k)</li> </ul>
<b>Fundraising and Grants</b>	\$ 50,000.00	\$ 50,000.00	\$ -	• No Change
<b>Total Revenue</b>	<b>\$ 36,455,984</b>	<b>\$ 36,776,401</b>	<b>\$ 320,416</b>	



# Current Expense Forecast: Dec 2016 Update

The expense forecast is \$33.8M, an increase of \$9.7K when compared to the previous month's forecast.



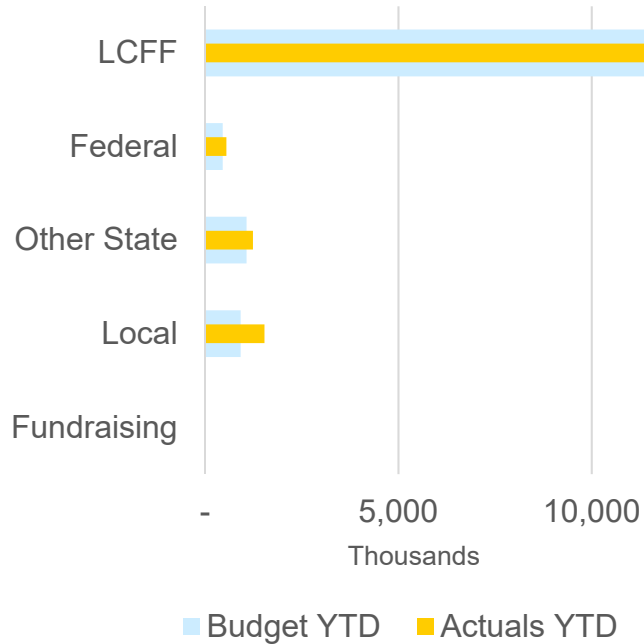
Expense Summary	Previous Month's Forecast	Current Forecast	Variance (Previous vs. Current Forecast)	Notes
<b>Compensation and Benefits</b>	\$ 26,101,717	\$ 26,101,717	\$ -	<ul style="list-style-type: none"> <li>No Change. Comp &amp; Benefits spending on track.</li> <li>48% of forecast spent.</li> </ul>
<b>Books and Supplies</b>	\$ 2,598,955	\$ 2,598,955	\$ -	<ul style="list-style-type: none"> <li>No Change. Books &amp; Supplies spending slower than expected.</li> <li>28% of forecast spent.</li> </ul>
<b>Services and Other Operating Expenditures</b>	\$ 5,009,057	\$ 5,018,770	\$ (9,714)	<ul style="list-style-type: none"> <li>Increase in PY Expenses: Chartersafe 15-16</li> <li>46% of forecast spent</li> </ul>
<b>Depreciation</b>	\$ 137,835	\$ 137,835	\$ -	<ul style="list-style-type: none"> <li>No Change</li> </ul>
<b>Total Expenses</b>	<b>\$ 33,847,564</b>	<b>\$ 33,857,277</b>	<b>\$ (9,714)</b>	

# YTD Actuals vs YTD Budget: Dec 2016 Update

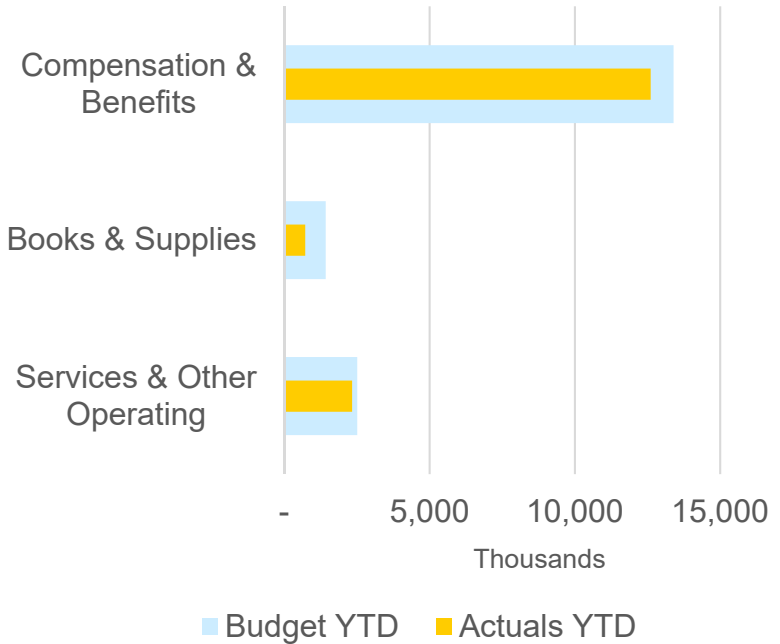
Revenues tracking ahead of budget by \$1M while expenses tracking behind budget by \$1.6M



## Revenues



## Expenditures

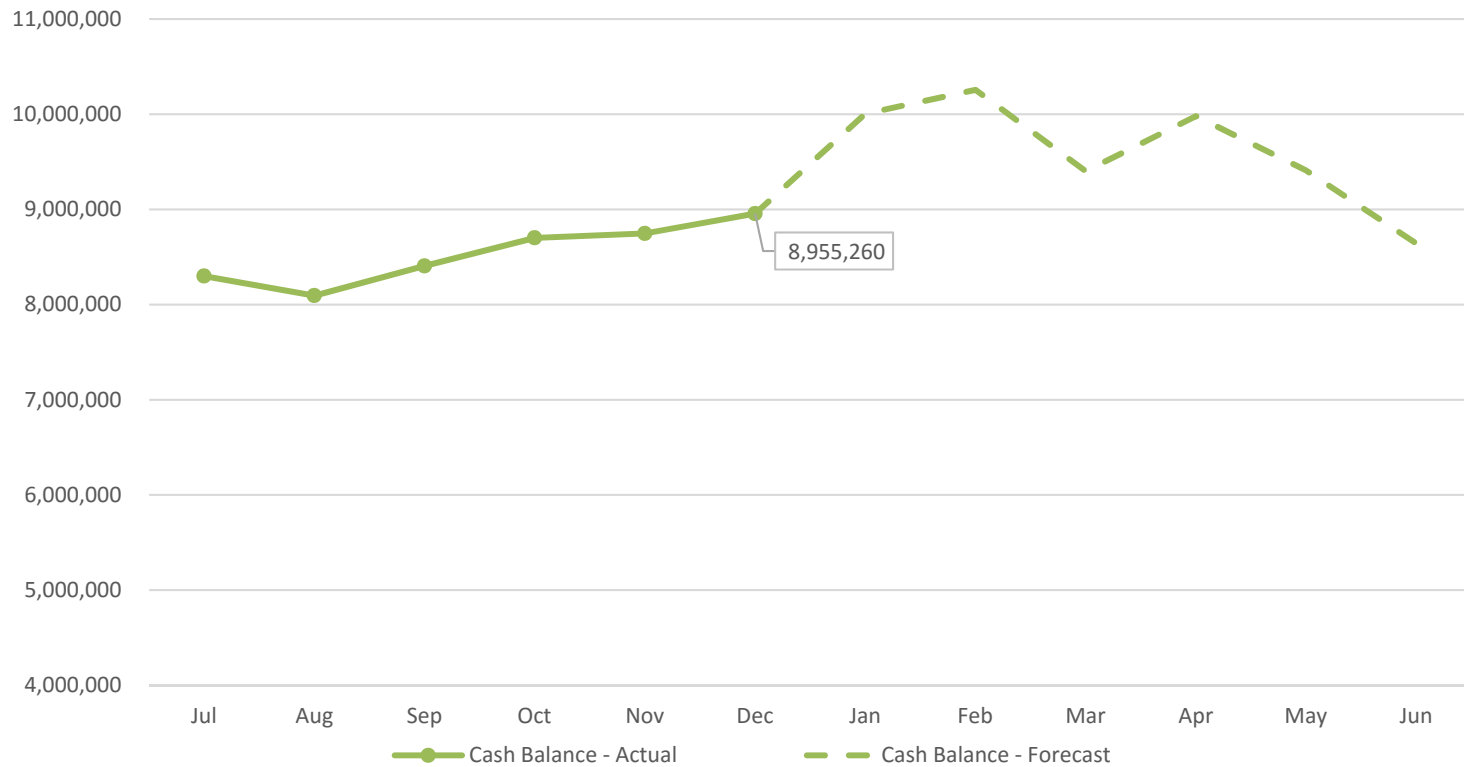


# 2016-17 Cash Flow Projection

Healthy ending cash balances for the rest of the year



2016/17 Cash Projections



# Balance Sheet

## Balances as of Dec 31, 2016



	12/31/2016	6/30/2016	YTD Change
<b>Assets</b>			
Cash Balances	\$ 8,955,260	\$ 7,481,424	\$ 1,473,836
Accounts Receivable	\$ 25,430	\$ 3,305,922	(3,280,491)
Prepays and Other Assets	\$ 793	\$ 371,574	(370,781)
Fixed Assets, Net	\$ 4,061,608	\$ 4,061,608	-
Investments	\$ 5,227,023	\$ 5,195,254	31,769
Due to/from other	\$ -	\$ -	-
<b>Total Assets</b>	<b>18,270,113</b>	<b>20,415,781</b>	<b>(2,145,667)</b>
<b>Liabilities &amp; Equity</b>			
Accrued Expenses	\$ 61,768	\$ 1,192,174	\$ (1,130,406)
Due to Grantor Governments/Others	\$ 257,702	\$ 215,256	42,446
OPEB Liability	\$ -	\$ -	-
Deferred Revenue	\$ -	\$ 850,988	(850,988)
Loans and other payables	\$ -	\$ -	-
Beginning Net Assets - Audited	\$ 18,157,363	\$ 14,357,676	3,799,687
Other Restatements	\$ -	\$ -	-
Net Income (Loss) to Date	\$ (206,719)	\$ 3,799,687	(4,006,406)
<b>Total Liabilities &amp; Equity</b>	<b>18,270,113</b>	<b>20,415,781</b>	<b>(2,145,667)</b>

- \$8.9M cash balance as of 12/31/16
- \$25K remaining in 15-16 receivables
  - \$23K in Child Nutrition
  - \$2k Title II
- \$56k remaining in accrued expenses
  - 15-16 Miguel Leonis rent
- \$5.2M in Temporarily Restricted
  - \$5M – for facility
  - \$229k – Educator Effectiveness
- \$17.9M fund balance as of 12/31/16

# 2013-17 Budget Historicals

Fund balance has grown from 38% to 62% over last 3 years; \$5.3M of \$21M is restricted.



		2013/14	2014/15	2015/16	2016/17
		Unaudited Actuals	Unaudited Actuals	Unaudited Actuals	Current Forecast
<b>SUMMARY</b>					
<b>Revenue</b>					
	LCFF Entitlement	24,331,029	27,161,873	30,100,850	30,386,911
	Federal Revenue	1,024,093	1,190,975	970,967	1,207,462
	Other State Revenues	2,890,762	3,682,557	5,907,746	3,651,030
	Local Revenues	1,344,252	1,528,327	2,100,154	1,480,848
	Fundraising and Grants	-	-	-	50,000
	<b>Total Revenue</b>	<b>29,590,136</b>	<b>33,563,733</b>	<b>39,079,717</b>	<b>36,776,251</b>
<b>Expenses</b>					
	Compensation and Benefits	20,622,075	22,285,046	27,312,263	26,101,717
	Books and Supplies	1,848,379	2,578,308	2,653,766	2,598,955
	Services and Other Operating Expenditures	3,669,437	4,684,312	5,743,808	5,018,770
	Depreciation	138,645	252,573	532,570	137,835
	<b>Total Expenses</b>	<b>26,278,537</b>	<b>29,800,240</b>	<b>36,242,407</b>	<b>33,857,277</b>
	<b>Operating Income</b>	<b>3,311,599</b>	<b>3,763,493</b>	<b>2,837,311</b>	<b>2,918,973</b>
<b>Fund Balance</b>					
	Beginning Balance (Unaudited)	6,704,831	10,004,993	14,357,675	18,157,362
	Audit Adjustment	(11,437)	589,189	962,376	-
	Beginning Balance (Audited)	6,693,394	10,594,182	15,320,051	18,157,362
	Operating Income	3,311,599	3,763,493	2,837,311	2,918,973
	<b>Ending Fund Balance (including Depreciation)</b>	<b>10,004,993</b>	<b>14,357,675</b>	<b>18,157,362</b>	<b>21,076,335</b>

# Coversheet

## Vote on Form 990 for 2015-2016 Fiscal Year

**Section:** IV. Financial  
**Item:** D. Vote on Form 990 for 2015-2016 Fiscal Year  
**Purpose:** Vote  
**Submitted by:**  
**Related Material:** 2015 ECRA Prelim Federal-No PW (2).pdf  
2015 ECRA Prelim CA-No PW (11).pdf

Form **8879-EO**

### IRS e-file Signature Authorization for an Exempt Organization

OMB No. 1545-1878

For calendar year 2015, or fiscal year beginning 7/01, 2015, and ending 6/30, 20 16

# 2015

Department of the Treasury  
Internal Revenue Service

**u Do not send to the IRS. Keep for your records.**  
**u Information about Form 8879-EO and its instructions is at [www.irs.gov/form8879eo](http://www.irs.gov/form8879eo).**

Name of exempt organization

**EL CAMINO REAL ALLIANCE**

Employer identification number

**27-4855978**

Name and title of officer

**DAVID HUSSEY  
PRINCIPAL**

# PRELIMINARY

#### Part I Type of Return and Return Information (Whole Dollars Only)

Check the box for the return for which you are using this Form 8879-EO and enter the applicable amount, if any, from the return. If you check the box on line **1a**, **2a**, **3a**, **4a**, or **5a**, below, and the amount on that line for the return being filed with this form was blank, then leave line **1b**, **2b**, **3b**, **4b**, or **5b**, whichever is applicable, blank (do not enter -0-). But, if you entered -0- on the return, then enter -0- on the applicable line below. **Do not** complete more than 1 line in Part I.

<b>1a</b> Form 990 check here	<input checked="" type="checkbox"/>	<b>b Total revenue</b> , if any (Form 990, Part VIII, column (A), line 12)	<b>1b</b>	<u>39,616,037</u>
<b>2a</b> Form 990-EZ check here	<input type="checkbox"/>	<b>b Total revenue</b> , if any (Form 990-EZ, line 9)	<b>2b</b>	
<b>3a</b> Form 1120-POL check here	<input type="checkbox"/>	<b>b Total tax</b> (Form 1120-POL, line 22)	<b>3b</b>	
<b>4a</b> Form 990-PF check here	<input type="checkbox"/>	<b>b Tax based on investment income</b> (Form 990-PF, Part VI, line 5)	<b>4b</b>	
<b>5a</b> Form 8868 check here	<input type="checkbox"/>	<b>b Balance Due</b> (Form 8868, Part I, line 3c or Part II, line 8c)	<b>5b</b>	

#### Part II Declaration and Signature Authorization of Officer

Under penalties of perjury, I declare that I am an officer of the above organization and that I have examined a copy of the organization's 2015 electronic return and accompanying schedules and statements and to the best of my knowledge and belief, they are true, correct, and complete. I further declare that the amount in Part I above is the amount shown on the copy of the organization's electronic return. I consent to allow my intermediate service provider, transmitter, or electronic return originator (ERO) to send the organization's return to the IRS and to receive from the IRS (a) an acknowledgement of receipt or reason for rejection of the transmission, (b) the reason for any delay in processing the return or refund, and (c) the date of any refund. If applicable, I authorize the U.S. Treasury and its designated Financial Agent to initiate an electronic funds withdrawal (direct debit) entry to the financial institution account indicated in the tax preparation software for payment of the organization's federal taxes owed on this return, and the financial institution to debit the entry to this account. To revoke a payment, I must contact the U.S. Treasury Financial Agent at 1-888-353-4537 no later than 2 business days prior to the payment (settlement) date. I also authorize the financial institutions involved in the processing of the electronic payment of taxes to receive confidential information necessary to answer inquiries and resolve issues related to the payment. I have selected a personal identification number (PIN) as my signature for the organization's electronic return and, if applicable, the organization's consent to electronic funds withdrawal.

#### Officer's PIN: check one box only

I authorize **Feddersen & Company LLP** to enter my PIN **55978** as my signature  
ERO firm name Enter five numbers, but do not enter all zeros

on the organization's tax year 2015 electronically filed return. If I have indicated within this return that a copy of the return is being filed with a state agency(ies) regulating charities as part of the IRS Fed/State program, I also authorize the aforementioned ERO to enter my PIN on the return's disclosure consent screen.

As an officer of the organization, I will enter my PIN as my signature on the organization's tax year 2015 electronically filed return. If I have indicated within this return that a copy of the return is being filed with a state agency(ies) regulating charities as part of the IRS Fed/State program, I will enter my PIN on the return's disclosure consent screen.

Officer's signature } \_\_\_\_\_ Date } **02/10/17**

#### Part III Certification and Authentication

**ERO's EFIN/PIN.** Enter your six-digit electronic filing identification number (EFIN) followed by your five-digit self-selected PIN.

**95328691302**

do not enter all zeros

I certify that the above numeric entry is my PIN, which is my signature on the 2015 electronically filed return for the organization indicated above. I confirm that I am submitting this return in accordance with the requirements of **Pub. 4163**, Modernized e-File (MeF) Information for Authorized IRS e-file Providers for Business Returns.

ERO's signature } \_\_\_\_\_ Date } **02/10/17**

**ERO Must Retain This Form—See Instructions**  
**Do Not Submit This Form To the IRS Unless Requested To Do So**

For Paperwork Reduction Act Notice, see back of form.

Form **8879-EO** (2015)

Form **990**

Department of the Treasury  
Internal Revenue Service

**Return of Organization Exempt From Income Tax**  
Under section 501(c), 527, or 4947(a)(1) of the Internal Revenue Code (except private foundations)

**Do not enter social security numbers on this form as it may be made public.**  
**Information about Form 990 and its instructions is at www.irs.gov/form990.**

OMB No. 1545-0047

**2015**  
**Open to Public Inspection**

**A For the 2015 calendar year, or tax year beginning 07/01/15, and ending 06/30/16**

- B Check if applicable:
- Address change
- Name change
- Initial return
- Final return/terminated
- Amended return
- Application pending

**C Name of organization**  
**EL CAMINO REAL ALLIANCE**

**D Employer identification number**  
**27-4855978**

Doing business as  
**5440 VALLEY CIRCLE BLVD**

Number and street (or P.O. box if mail is not delivered to street address) Room/suite Telephone number  
**818-595-7500**

City or town, state or province, country, and ZIP or foreign postal code  
**WOODLAND HILLS CA 91367**

**G Gross receipts \$ 39,616,037**

**F Name and address of principal officer:**  
**DAVID HUSSEY**

**H(a) Is this a group return for subordinates?**  Yes  No

**H(b) Are all subordinates included?**  Yes  No  
If "No," attach a list. (see instructions)

**I Tax-exempt status:**  501(c)(3)  501(c) ( ) **t** (insert no.)  4947(a)(1) or  527

**J Website:** **www.ecrchs.net** **H(c) Group exemption number u**

**K Form of organization:**  Corporation  Trust  Association  Other **u** **L Year of formation: 2010** **M State of legal domicile: CA**

**Part I Summary**

<b>Activities &amp; Governance</b>	<b>1</b> Briefly describe the organization's mission or most significant activities: <b>See Schedule O</b>		
	<b>2</b> Check this box <input type="checkbox"/> <b>u</b> if the organization discontinued its operations or disposed of more than 25% of its net assets.		
	<b>3</b> Number of voting members of the governing body (Part VI, line 1a)	<b>3</b>	<b>7</b>
	<b>4</b> Number of independent voting members of the governing body (Part VI, line 1b)	<b>4</b>	<b>7</b>
	<b>5</b> Total number of individuals employed in calendar year 2015 (Part V, line 2a)	<b>5</b>	<b>328</b>
	<b>6</b> Total number of volunteers (estimate if necessary)	<b>6</b>	<b>0</b>
	<b>7a</b> Total unrelated business revenue from Part VIII, column (C), line 12	<b>7a</b>	<b>0</b>
<b>b</b> Net unrelated business taxable income from Form 990-T, line 34	<b>7b</b>	<b>0</b>	
<b>Revenue</b>	<b>8</b> Contributions and grants (Part VIII, line 1h)	Prior Year <b>32,190,341</b>	Current Year <b>37,674,202</b>
	<b>9</b> Program service revenue (Part VIII, line 2g)		<b>0</b>
	<b>10</b> Investment income (Part VIII, column (A), lines 3, 4, and 7d)	<b>32,325</b>	<b>2,558</b>
	<b>11</b> Other revenue (Part VIII, column (A), lines 5, 6d, 8c, 9c, 10c, and 11e)	<b>1,924,802</b>	<b>1,939,277</b>
	<b>12</b> Total revenue - add lines 8 through 11 (must equal Part VIII, column (A), line 12)	<b>34,147,468</b>	<b>39,616,037</b>
<b>Expenses</b>	<b>13</b> Grants and similar amounts paid (Part IX, column (A), lines 1-3)		<b>0</b>
	<b>14</b> Benefits paid to or for members (Part IX, column (A), line 4)		<b>0</b>
	<b>15</b> Salaries, other compensation, employee benefits (Part IX, column (A), lines 5-10)	<b>22,285,046</b>	<b>27,038,795</b>
	<b>16a</b> Professional fundraising fees (Part IX, column (A), line 11e)		<b>0</b>
	<b>b</b> Total fundraising expenses (Part IX, column (D), line 25) <b>u</b>	<b>0</b>	
	<b>17</b> Other expenses (Part IX, column (A), lines 11a-11d, 11f-24e)	<b>7,515,193</b>	<b>8,834,721</b>
<b>18</b> Total expenses. Add lines 13-17 (must equal Part IX, column (A), line 25)	<b>29,800,239</b>	<b>35,873,516</b>	
<b>19</b> Revenue less expenses. Subtract line 18 from line 12	<b>4,347,229</b>	<b>3,742,521</b>	
<b>Net Assets or Fund Balances</b>	<b>20</b> Total assets (Part X, line 16)	Beginning of Current Year <b>17,569,761</b>	End of Year <b>20,415,781</b>
	<b>21</b> Total liabilities (Part X, line 26)	<b>3,212,085</b>	<b>2,258,418</b>
	<b>22</b> Net assets or fund balances. Subtract line 21 from line 20	<b>14,357,676</b>	<b>18,157,363</b>

**Part II Signature Block**

Under penalties of perjury, I declare that I have examined this return, including accompanying schedules and statements, and to the best of my knowledge and belief, it is true, correct, and complete. Declaration of preparer (other than officer) is based on all information of which preparer has any knowledge.

**Sign Here**

Signature of officer: **DAVID HUSSEY** Date: **PRINCIPAL**

Type or print name and title

**Paid Preparer Use Only**

Print/Type preparer's name: **Joy A. Buller** Preparer's signature: \_\_\_\_\_ Date: **02/10/17** Check  if self-employed PTIN: **P00358287**

Firm's name: **Feddersen & Company LLP** Firm's EIN: **95-3239468**

Firm's address: **28632 Roadside Dr Ste 265 Agoura Hills, CA 91301-6300** Phone no.: **818-707-4111**

May the IRS discuss this return with the preparer shown above? (see instructions)  Yes  No

For Paperwork Reduction Act Notice, see the separate instructions.

Form **990** (2015)



**Part III Statement of Program Service Accomplishments**

Check if Schedule O contains a response or note to any line in this Part III

1 Briefly describe the organization's mission:

**See schedule O**

**PRELIMINARY**

2 Did the organization undertake any significant program services during the year which were not listed on the prior Form 990 or 990-EZ?

Yes  No

If "Yes," describe these new services on Schedule O.

3 Did the organization cease conducting, or make significant changes in how it conducts, any program services?

Yes  No

If "Yes," describe these changes on Schedule O.

4 Describe the organization's program service accomplishments for each of its three largest program services, as measured by expenses. Section 501(c)(3) and 501(c)(4) organizations are required to report the amount of grants and allocations to others, the total expenses, and revenue, if any, for each program service reported.

4a (Code: ) (Expenses \$ **31,090,326** including grants of \$ ) (Revenue \$ )

**OPERATION OF EL CAMINO REAL CHARTER HIGH SCHOOL**

4b (Code: ) (Expenses \$ including grants of \$ ) (Revenue \$ )

4c (Code: ) (Expenses \$ including grants of \$ ) (Revenue \$ )

4d Other program services (Describe in Schedule O.)

(Expenses \$ including grants of \$ ) (Revenue \$ )

4e Total program service expenses **u 31,090,326**

**Part IV Checklist of Required Schedules**

		Yes	No
1	Is the organization described in section 501(c)(3) or 4947(a)(1) (other than a private foundation)? If "Yes," complete Schedule A	X	
2	Is the organization required to complete Schedule B, Schedule of Contributors (see instructions)		X
3	Did the organization engage in direct or indirect political campaign activities on behalf of or in opposition to candidates for public office? If "Yes," complete Schedule C, Part I		X
4	<b>Section 501(c)(3) organizations.</b> Did the organization engage in lobbying activities, or have a section 501(h) election in effect during the tax year? If "Yes," complete Schedule C, Part II		X
5	Is the organization a section 501(c)(4), 501(c)(5), or 501(c)(6) organization that receives membership dues, assessments, or similar amounts as defined in Revenue Procedure 98-19? If "Yes," complete Schedule C, Part III		X
6	Did the organization maintain any donor advised funds or any similar funds or accounts for which donors have the right to provide advice on the distribution or investment of amounts in such funds or accounts? If "Yes," complete Schedule D, Part I		X
7	Did the organization receive or hold a conservation easement, including easements to preserve open space, the environment, historic land areas, or historic structures? If "Yes," complete Schedule D, Part II		X
8	Did the organization maintain collections of works of art, historical treasures, or other similar assets? If "Yes," complete Schedule D, Part III		X
9	Did the organization report an amount in Part X, line 21, for escrow or custodial account liability, serve as a custodian for amounts not listed in Part X; or provide credit counseling, debt management, credit repair, or debt negotiation services? If "Yes," complete Schedule D, Part IV		X
10	Did the organization, directly or through a related organization, hold assets in temporarily restricted endowments, permanent endowments, or quasi-endowments? If "Yes," complete Schedule D, Part V		X
11	If the organization's answer to any of the following questions is "Yes," then complete Schedule D, Parts VI, VII, VIII, IX, or X as applicable.		
a	Did the organization report an amount for land, buildings, and equipment in Part X, line 10? If "Yes," complete Schedule D, Part VI	X	
b	Did the organization report an amount for investments—other securities in Part X, line 12 that is 5% or more of its total assets reported in Part X, line 16? If "Yes," complete Schedule D, Part VII		X
c	Did the organization report an amount for investments—program related in Part X, line 13 that is 5% or more of its total assets reported in Part X, line 16? If "Yes," complete Schedule D, Part VIII		X
d	Did the organization report an amount for other assets in Part X, line 15 that is 5% or more of its total assets reported in Part X, line 16? If "Yes," complete Schedule D, Part IX		X
e	Did the organization report an amount for other liabilities in Part X, line 25? If "Yes," complete Schedule D, Part X	X	
f	Did the organization's separate or consolidated financial statements for the tax year include a footnote that addresses the organization's liability for uncertain tax positions under FIN 48 (ASC 740)? If "Yes," complete Schedule D, Part X		X
12a	Did the organization obtain separate, independent audited financial statements for the tax year? If "Yes," complete Schedule D, Parts XI and XII	X	
b	Was the organization included in consolidated, independent audited financial statements for the tax year? If "Yes," and if the organization answered "No" to line 12a, then completing Schedule D, Parts XI and XII is optional		X
13	Is the organization a school described in section 170(b)(1)(A)(ii)? If "Yes," complete Schedule E	X	
14a	Did the organization maintain an office, employees, or agents outside of the United States?		X
b	Did the organization have aggregate revenues or expenses of more than \$10,000 from grantmaking, fundraising, business, investment, and program service activities outside the United States, or aggregate foreign investments valued at \$100,000 or more? If "Yes," complete Schedule F, Parts I and IV		X
15	Did the organization report on Part IX, column (A), line 3, more than \$5,000 of grants or other assistance to or for any foreign organization? If "Yes," complete Schedule F, Parts II and IV		X
16	Did the organization report on Part IX, column (A), line 3, more than \$5,000 of aggregate grants or other assistance to or for foreign individuals? If "Yes," complete Schedule F, Parts III and IV		X
17	Did the organization report a total of more than \$15,000 of expenses for professional fundraising services on Part IX, column (A), lines 6 and 11e? If "Yes," complete Schedule G, Part I (see instructions)		X
18	Did the organization report more than \$15,000 total of fundraising event gross income and contributions on Part VIII, lines 1c and 8a? If "Yes," complete Schedule G, Part II		X
19	Did the organization report more than \$15,000 of gross income from gaming activities on Part VIII, line 9a? If "Yes," complete Schedule G, Part III		X

**Part IV Checklist of Required Schedules (continued)**

		Yes	No
<b>20a</b>	Did the organization operate one or more hospital facilities? If "Yes," complete Schedule H		<b>X</b>
<b>b</b>	If "Yes" to line 20a, did the organization attach a copy of its audited financial statements to this return?		
<b>21</b>	Did the organization report more than \$5,000 of grants or other assistance to any domestic organization or domestic government on Part IX, column (A), line 1? If "Yes," complete Schedule I, Parts I and II		<b>X</b>
<b>22</b>	Did the organization report more than \$5,000 of grants or other assistance to or for domestic individuals on Part IX, column (A), line 2? If "Yes," complete Schedule I, Parts I and III		<b>X</b>
<b>23</b>	Did the organization answer "Yes" to Part VII, Section A, line 3, 4, or 5 about compensation of the organization's current and former officers, directors, trustees, key employees, and highest compensated employees? If "Yes," complete Schedule J	<b>X</b>	
<b>24a</b>	Did the organization have a tax-exempt bond issue with an outstanding principal amount of more than \$100,000 as of the last day of the year, that was issued after December 31, 2002? If "Yes," answer lines 24b through 24d and complete Schedule K. If "No," go to line 25a		<b>X</b>
<b>b</b>	Did the organization invest any proceeds of tax-exempt bonds beyond a temporary period exception?		
<b>c</b>	Did the organization maintain an escrow account other than a refunding escrow at any time during the year to defease any tax-exempt bonds?		
<b>d</b>	Did the organization act as an "on behalf of" issuer for bonds outstanding at any time during the year?		
<b>25a</b>	<b>Section 501(c)(3), 501(c)(4), and 501(c)(29) organizations.</b> Did the organization engage in an excess benefit transaction with a disqualified person during the year? If "Yes," complete Schedule L, Part I		<b>X</b>
<b>b</b>	Is the organization aware that it engaged in an excess benefit transaction with a disqualified person in a prior year, and that the transaction has not been reported on any of the organization's prior Forms 990 or 990-EZ? If "Yes," complete Schedule L, Part I		<b>X</b>
<b>26</b>	Did the organization report any amount on Part X, line 5, 6, or 22 for receivables from or payables to any current or former officers, directors, trustees, key employees, highest compensated employees, or disqualified persons? If "Yes," complete Schedule L, Part II		<b>X</b>
<b>27</b>	Did the organization provide a grant or other assistance to an officer, director, trustee, key employee, substantial contributor or employee thereof, a grant selection committee member, or to a 35% controlled entity or family member of any of these persons? If "Yes," complete Schedule L, Part III		<b>X</b>
<b>28</b>	Was the organization a party to a business transaction with one of the following parties (see Schedule L, Part IV instructions for applicable filing thresholds, conditions, and exceptions):		
<b>a</b>	A current or former officer, director, trustee, or key employee? If "Yes," complete Schedule L, Part IV		<b>X</b>
<b>b</b>	A family member of a current or former officer, director, trustee, or key employee? If "Yes," complete Schedule L, Part IV		<b>X</b>
<b>c</b>	An entity of which a current or former officer, director, trustee, or key employee (or a family member thereof) was an officer, director, trustee, or direct or indirect owner? If "Yes," complete Schedule L, Part IV		<b>X</b>
<b>29</b>	Did the organization receive more than \$25,000 in non-cash contributions? If "Yes," complete Schedule M		<b>X</b>
<b>30</b>	Did the organization receive contributions of art, historical treasures, or other similar assets, or qualified conservation contributions? If "Yes," complete Schedule M		<b>X</b>
<b>31</b>	Did the organization liquidate, terminate, or dissolve and cease operations? If "Yes," complete Schedule N, Part I		<b>X</b>
<b>32</b>	Did the organization sell, exchange, dispose of, or transfer more than 25% of its net assets? If "Yes," complete Schedule N, Part II		<b>X</b>
<b>33</b>	Did the organization own 100% of an entity disregarded as separate from the organization under Regulations sections 301.7701-2 and 301.7701-3? If "Yes," complete Schedule R, Part I		<b>X</b>
<b>34</b>	Was the organization related to any tax-exempt or taxable entity? If "Yes," complete Schedule R, Parts II, III, or IV, and Part V, line 1		<b>X</b>
<b>35a</b>	Did the organization have a controlled entity within the meaning of section 512(b)(13)?		<b>X</b>
<b>b</b>	If "Yes" to line 35a, did the organization receive any payment from or engage in any transaction with a controlled entity within the meaning of section 512(b)(13)? If "Yes," complete Schedule R, Part V, line 2		
<b>36</b>	<b>Section 501(c)(3) organizations.</b> Did the organization make any transfers to an exempt non-charitable related organization? If "Yes," complete Schedule R, Part V, line 2		<b>X</b>
<b>37</b>	Did the organization conduct more than 5% of its activities through an entity that is not a related organization and that is treated as a partnership for federal income tax purposes? If "Yes," complete Schedule R, Part VI		<b>X</b>
<b>38</b>	Did the organization complete Schedule O and provide explanations in Schedule O for Part VI, lines 11b and 19? <b>Note.</b> All Form 990 filers are required to complete Schedule O.	<b>X</b>	

**Part V Statements Regarding Other IRS Filings and Tax Compliance**

Check if Schedule O contains a response or note to any line in this Part V

		Yes	No
<b>1a</b>	Enter the number reported in Box 3 of Form 1096. Enter -0- if not applicable		
<b>1b</b>	Enter the number of Forms W-2G included in line 1a. Enter -0- if not applicable		
<b>1c</b>	Did the organization comply with backup withholding rules for reportable payments to vendors and reportable gaming (gambling) winnings to prize winners?	<b>X</b>	
<b>2a</b>	Enter the number of employees reported on Form W-3, Transmittal of Wage and Tax Statements, filed for the calendar year ending with or within the year covered by this return		
<b>2b</b>	If at least one is reported on line 2a, did the organization file all required federal employment tax returns? <b>Note.</b> If the sum of lines 1a and 2a is greater than 250, you may be required to e-file (see instructions)	<b>X</b>	
<b>3a</b>	Did the organization have unrelated business gross income of \$1,000 or more during the year?		<b>X</b>
<b>3b</b>	If "Yes," has it filed a Form 990-T for this year? If "No" to line 3b, provide an explanation in Schedule O		
<b>4a</b>	At any time during the calendar year, did the organization have an interest in, or a signature or other authority over, a financial account in a foreign country (such as a bank account, securities account, or other financial account)?		<b>X</b>
<b>4b</b>	If "Yes," enter the name of the foreign country: <b>u</b> See instructions for filing requirements for FinCEN Form 114, Report of Foreign Bank and Financial Accounts (FBAR).		
<b>5a</b>	Was the organization a party to a prohibited tax shelter transaction at any time during the tax year?		<b>X</b>
<b>5b</b>	Did any taxable party notify the organization that it was or is a party to a prohibited tax shelter transaction?		<b>X</b>
<b>5c</b>	If "Yes" to line 5a or 5b, did the organization file Form 8886-T?		
<b>6a</b>	Does the organization have annual gross receipts that are normally greater than \$100,000, and did the organization solicit any contributions that were not tax deductible as charitable contributions?		<b>X</b>
<b>6b</b>	If "Yes," did the organization include with every solicitation an express statement that such contributions or gifts were not tax deductible?		
<b>7</b>	<b>Organizations that may receive deductible contributions under section 170(c).</b>		
<b>7a</b>	Did the organization receive a payment in excess of \$75 made partly as a contribution and partly for goods and services provided to the payor?		
<b>7b</b>	If "Yes," did the organization notify the donor of the value of the goods or services provided?		
<b>7c</b>	Did the organization sell, exchange, or otherwise dispose of tangible personal property for which it was required to file Form 8282?		
<b>7d</b>	If "Yes," indicate the number of Forms 8282 filed during the year		
<b>7e</b>	Did the organization receive any funds, directly or indirectly, to pay premiums on a personal benefit contract?		
<b>7f</b>	Did the organization, during the year, pay premiums, directly or indirectly, on a personal benefit contract?		
<b>7g</b>	If the organization received a contribution of qualified intellectual property, did the organization file Form 8899 as required?		
<b>7h</b>	If the organization received a contribution of cars, boats, airplanes, or other vehicles, did the organization file a Form 1098-C?		
<b>8</b>	<b>Sponsoring organizations maintaining donor advised funds.</b> Did a donor advised fund maintained by the sponsoring organization have excess business holdings at any time during the year?		
<b>9</b>	<b>Sponsoring organizations maintaining donor advised funds.</b>		
<b>9a</b>	Did the sponsoring organization make any taxable distributions under section 4966?		
<b>9b</b>	Did the sponsoring organization make a distribution to a donor, donor advisor, or related person?		
<b>10</b>	<b>Section 501(c)(7) organizations.</b> Enter:		
<b>10a</b>	Initiation fees and capital contributions included on Part VIII, line 12		
<b>10b</b>	Gross receipts, included on Form 990, Part VIII, line 12, for public use of club facilities		
<b>11</b>	<b>Section 501(c)(12) organizations.</b> Enter:		
<b>11a</b>	Gross income from members or shareholders		
<b>11b</b>	Gross income from other sources (Do not net amounts due or paid to other sources against amounts due or received from them.)		
<b>12a</b>	<b>Section 4947(a)(1) non-exempt charitable trusts.</b> Is the organization filing Form 990 in lieu of Form 1041?		
<b>12b</b>	If "Yes," enter the amount of tax-exempt interest received or accrued during the year		
<b>13</b>	<b>Section 501(c)(29) qualified nonprofit health insurance issuers.</b>		
<b>13a</b>	Is the organization licensed to issue qualified health plans in more than one state? <b>Note.</b> See the instructions for additional information the organization must report on Schedule O.		
<b>13b</b>	Enter the amount of reserves the organization is required to maintain by the states in which the organization is licensed to issue qualified health plans		
<b>13c</b>	Enter the amount of reserves on hand		
<b>14a</b>	Did the organization receive any payments for indoor tanning services during the tax year?		<b>X</b>
<b>14b</b>	If "Yes," has it filed a Form 720 to report these payments? If "No," provide an explanation in Schedule O		

**Part VI Governance, Management, and Disclosure** For each "Yes" response to lines 2 through 7b below, and for a "No" response to line 8a, 8b, or 10b below, describe the circumstances, processes, or changes in Schedule O. See instructions. Check if Schedule O contains a response or note to any line in this Part VI

**Section A. Governing Body and Management**

**PRELIMINARY**

	Yes	No
<b>1a</b> Enter the number of voting members of the governing body at the end of the tax year. If there are material differences in voting rights among members of the governing body, or if the governing body delegated broad authority to an executive committee or similar committee, explain in Schedule O.		
<b>1b</b> Enter the number of voting members included in line 1a, above, who are independent		
<b>2</b> Did any officer, director, trustee, or key employee have a family relationship or a business relationship with any other officer, director, trustee, or key employee?		<b>X</b>
<b>3</b> Did the organization delegate control over management duties customarily performed by or under the direct supervision of officers, directors, or trustees, or key employees to a management company or other person?		<b>X</b>
<b>4</b> Did the organization make any significant changes to its governing documents since the prior Form 990 was filed?		<b>X</b>
<b>5</b> Did the organization become aware during the year of a significant diversion of the organization's assets?		<b>X</b>
<b>6</b> Did the organization have members or stockholders?		<b>X</b>
<b>7a</b> Did the organization have members, stockholders, or other persons who had the power to elect or appoint one or more members of the governing body?		<b>X</b>
<b>7b</b> Are any governance decisions of the organization reserved to (or subject to approval by) members, stockholders, or persons other than the governing body?		<b>X</b>
<b>8</b> Did the organization contemporaneously document the meetings held or written actions undertaken during the year by the following:		
<b>8a</b> The governing body?	<b>X</b>	
<b>8b</b> Each committee with authority to act on behalf of the governing body?	<b>X</b>	
<b>9</b> Is there any officer, director, trustee, or key employee listed in Part VII, Section A, who cannot be reached at the organization's mailing address? If "Yes," provide the names and addresses in Schedule O		<b>X</b>

**Section B. Policies** (This Section B requests information about policies not required by the Internal Revenue Code.)

	Yes	No
<b>10a</b> Did the organization have local chapters, branches, or affiliates?		<b>X</b>
<b>10b</b> If "Yes," did the organization have written policies and procedures governing the activities of such chapters, affiliates, and branches to ensure their operations are consistent with the organization's exempt purposes?		
<b>11a</b> Has the organization provided a complete copy of this Form 990 to all members of its governing body before filing the form?	<b>X</b>	
<b>11b</b> Describe in Schedule O the process, if any, used by the organization to review this Form 990.		
<b>12a</b> Did the organization have a written conflict of interest policy? If "No," go to line 13	<b>X</b>	
<b>12b</b> Were officers, directors, or trustees, and key employees required to disclose annually interests that could give rise to conflicts?	<b>X</b>	
<b>12c</b> Did the organization regularly and consistently monitor and enforce compliance with the policy? If "Yes," describe in Schedule O how this was done	<b>X</b>	
<b>13</b> Did the organization have a written whistleblower policy?	<b>X</b>	
<b>14</b> Did the organization have a written document retention and destruction policy?	<b>X</b>	
<b>15</b> Did the process for determining compensation of the following persons include a review and approval by independent persons, comparability data, and contemporaneous substantiation of the deliberation and decision?		
<b>15a</b> The organization's CEO, Executive Director, or top management official	<b>X</b>	
<b>15b</b> Other officers or key employees of the organization	<b>X</b>	
If "Yes" to line 15a or 15b, describe the process in Schedule O (see instructions).		
<b>16a</b> Did the organization invest in, contribute assets to, or participate in a joint venture or similar arrangement with a taxable entity during the year?		<b>X</b>
<b>16b</b> If "Yes," did the organization follow a written policy or procedure requiring the organization to evaluate its participation in joint venture arrangements under applicable federal tax law, and take steps to safeguard the organization's exempt status with respect to such arrangements?		

**Section C. Disclosure**

- 17** List the states with which a copy of this Form 990 is required to be filed **u CA**
- 18** Section 6104 requires an organization to make its Forms 1023 (or 1024 if applicable), 990, and 990-T (Section 501(c)(3)s only) available for public inspection. Indicate how you made these available. Check all that apply.
  - Own website
  - Another's website
  - Upon request
  - Other (explain in Schedule O)
- 19** Describe in Schedule O whether (and if so, how) the organization made its governing documents, conflict of interest policy, and financial statements available to the public during the tax year.
- 20** State the name, address, and telephone number of the person who possesses the organization's books and records: **u**

**EDTEC INC** **811 WILSHIRE BOULEVARD STE 1420**  
**LOS ANGELES** **CA 90017** **213-292-6620**

**Part VII Compensation of Officers, Directors, Trustees, Key Employees, Highest Compensated Employees, and Independent Contractors**

Check if Schedule O contains a response or note to any line in this Part VII

**Section A. Officers, Directors, Trustees, Key Employees, and Highest Compensated Employees**

**1a** Complete this table for all persons required to be listed. Report compensation for the calendar year ending with or within the organization's tax year.

- List all of the organization's **current** officers, directors, trustees (whether individuals or organizations), regardless of amount of compensation. Enter -0- in columns (D), (E), and (F) if no compensation was paid.
- List all of the organization's **current** key employees, if any. See instructions for definition of "key employee."
- List the organization's five **current** highest compensated employees (other than an officer, director, trustee, or key employee) who received reportable compensation (Box 5 of Form W-2 and/or Box 7 of Form 1099-MISC) of more than \$100,000 from the organization and any related organizations.
- List all of the organization's **former** officers, key employees, and highest compensated employees who received more than \$100,000 of reportable compensation from the organization and any related organizations.
- List all of the organization's **former directors or trustees** that received, in the capacity as a former director or trustee of the organization, more than \$10,000 of reportable compensation from the organization and any related organizations.

List persons in the following order: individual trustees or directors; institutional trustees; officers; key employees; highest compensated employees; and former such persons.

Check this box if neither the organization nor any related organization compensated any current officer, director, or trustee.

(A) Name and Title	(B) Average hours per week (list any hours for related organizations below dotted line)	(C) Position (do not check more than one box, unless person is both an officer and a director/trustee)						(D) Reportable compensation from the organization (W-2/1099-MISC)	(E) Reportable compensation from related organizations (W-2/1099-MISC)	(F) Estimated amount of other compensation from the organization and related organizations
		Individual trustee or director	Institutional trustee	Officer	Key employee	Highest compensated employee	Former			
(1) JONATHAN WASSER ..... PRESIDENT	1.00 0.00	X		X				0	0	0
(2) DONNA SLAMON ..... SECRETARY	1.00 0.00	X		X				0	0	0
(3) JACKIE KEENE ..... TREASURER	1.00 0.00	X		X				0	0	0
(4) DENNY THOMPSON ..... MEMBER	1.00 0.00	X						0	0	0
(5) ODUS CALDWELL ..... MEMBER	1.00 0.00	X						0	0	0
(6) LARRY RUBIN ..... MEMBER	1.00 0.00	X						0	0	0
(7) PETER VASTENHOLD ..... MEMBER	1.00 0.00	X						0	0	0
(8) DAVID HUSSEY ..... PRINCIPAL	40.00 0.00			X				152,908	0	34,939
(9) MARSHALL MAYOTTE ..... CBO	40.00 0.00				X			168,088	0	20,581
(10) FERNANDO DELGADO ..... CIO	40.00 0.00					X		152,910	0	28,608
(11) YVONNE HALSKI-SIEGEL ..... ASSISTANT PRINCIPAL	40.00 0.00					X		148,190	0	31,232

**Part VII Section A. Officers, Directors, Trustees, Key Employees, and Highest Compensated Employees (continued)**

(A) Name and title	(B) Average hours per week (list any hours for related organizations below dotted line)	(C) Position (do not check more than one box, unless person is both an officer and a director/trustee)						(D) Reportable compensation from the organization (W-2/1099-MISC)	(E) Reportable compensation from related organizations (W-2/1099-MISC)	(F) Estimated amount of other compensation from the organization and related organizations
		Individual trustee or director	Institutional trustee	Officer	Key employee	Highest compensated employee	Former			
(12) LISA RING ASSISTANT PRINCIPAL	40.00 0.00					X		146,205	0	33,109
(13) DEAN BENNETT ASSISTANT PRINCIPAL	40.00 0.00					X		137,101	0	28,258
(14) WENDY TREUHART ASSISTANT PRINCIPAL	40.00 0.00					X		125,509	0	31,761
(15) DAVID FEHTE PRINCIPAL	40.00 0.00						X	213,948	0	34,431
<b>1b Sub-total</b>							<b>u</b>	<b>1,244,859</b>		<b>242,919</b>
<b>c Total from continuation sheets to Part VII, Section A</b>							<b>u</b>			
<b>d Total (add lines 1b and 1c)</b>							<b>u</b>	<b>1,244,859</b>		<b>242,919</b>

2 Total number of individuals (including but not limited to those listed above) who received more than \$100,000 of reportable compensation from the organization **u 27**

	Yes	No
3 Did the organization list any former officer, director, or trustee, key employee, or highest compensated employee on line 1a? If "Yes," complete Schedule J for such individual	3 X	
4 For any individual listed on line 1a, is the sum of reportable compensation and other compensation from the organization and related organizations greater than \$150,000? If "Yes," complete Schedule J for such individual	4 X	
5 Did any person listed on line 1a receive or accrue compensation from any unrelated organization or individual for services rendered to the organization? If "Yes," complete Schedule J for such person	5	X

**Section B. Independent Contractors**

1 Complete this table for your five highest compensated independent contractors that received more than \$100,000 of compensation from the organization. Report compensation for the calendar year ending with or within the organization's tax year.

(A) Name and business address	(B) Description of services	(C) Compensation
CCSA SACRAMENTO CA 95814	1107 9TH ST SUITE 200 EMP WELFARE BEN	3,040,897
LOS ANGELES UNIFIED SCHOOL DISTRICT LOS ANGELES CA 90017	333 S BEAUDRY AVE 22ND FL FACILITY/STU SV	532,263
REVOLUTION FOODS, INC. OAKLAND CA 94621	8393 CAPWELL DRIVE, SUITE 200 CAFETERIA MEALS	398,782
KELLY SERVICES PASADENA CA 91110	PO BOX 31001-0422 SUB TEACHERS	325,063
LAW OFFICES OF YOUNG, MINNEY & CORR SACRAMENTO CA 95825	655 UNIVERSITY AVE SUITE 150 LEGAL	254,058

2 Total number of independent contractors (including but not limited to those listed above) who received more than \$100,000 of compensation from the organization **u 7**

**Part VIII Statement of Revenue**

Check if Schedule O contains a response or note to any line in this Part VIII

			(A) Total revenue	(B) Related or exempt function revenue	(C) Unrelated business revenue	(D) Revenue excluded from tax under sections 512-514	
<b>Contributions, Gifts, Grants and Other Similar Amounts</b>	<b>1a</b> Federated campaigns	<b>1a</b>					
	<b>b</b> Membership dues	<b>1b</b>					
	<b>c</b> Fundraising events	<b>1c</b>					
	<b>d</b> Related organizations	<b>1d</b>					
	<b>e</b> Government grants (contributions)	<b>1e</b>	<b>37,573,048</b>				
	<b>f</b> All other contributions, gifts, grants, and similar amounts not included above	<b>1f</b>	<b>101,154</b>				
	<b>g</b> Noncash contributions included in lines 1a-1f: \$						
	<b>h Total.</b> Add lines 1a-1f	<b>u</b>	<b>37,674,202</b>				
	<b>Program Service Revenue</b>	<b>2a</b>	<b>Busn. Code</b>				
<b>b</b>							
<b>c</b>							
<b>d</b>							
<b>e</b>							
<b>f</b> All other program service revenue							
<b>g Total.</b> Add lines 2a-2f		<b>u</b>					
<b>Other Revenue</b>	<b>3</b> Investment income (including dividends, interest, and other similar amounts)	<b>u</b>	<b>2,558</b>			<b>2,558</b>	
	<b>4</b> Income from investment of tax-exempt bond proceeds	<b>u</b>					
	<b>5</b> Royalties	<b>u</b>					
	<b>6a</b> Gross rents	(i) Real	(ii) Personal				
	<b>b</b> Less: rental exps.						
	<b>c</b> Rental inc. or (loss)						
	<b>d</b> Net rental income or (loss)	<b>u</b>					
	<b>7a</b> Gross amount from sales of assets other than inventory	(i) Securities	(ii) Other				
	<b>b</b> Less: cost or other basis & sales exps.						
	<b>c</b> Gain or (loss)						
	<b>d</b> Net gain or (loss)	<b>u</b>					
	<b>8a</b> Gross income from fundraising events (not including \$ of contributions reported on line 1c). See Part IV, line 18	<b>a</b>					
		<b>b</b> Less: direct expenses	<b>b</b>				
	<b>c</b> Net income or (loss) from fundraising events	<b>u</b>					
	<b>9a</b> Gross income from gaming activities. See Part IV, line 19	<b>a</b>					
<b>b</b> Less: direct expenses		<b>b</b>					
<b>c</b> Net income or (loss) from gaming activities	<b>u</b>						
<b>10a</b> Gross sales of inventory, less returns and allowances	<b>a</b>						
	<b>b</b> Less: cost of goods sold	<b>b</b>					
<b>c</b> Net income or (loss) from sales of inventory	<b>u</b>						
Miscellaneous Revenue		<b>Busn. Code</b>					
<b>11a</b> ALL OTHER LOCAL REVENUE		<b>900099</b>	<b>1,888,480</b>	<b>1,888,480</b>			
<b>b</b> FOOD SERVICE SALES		<b>900099</b>	<b>50,797</b>	<b>50,797</b>			
<b>c</b>							
<b>d</b> All other revenue							
<b>e Total.</b> Add lines 11a-11d	<b>u</b>		<b>1,939,277</b>				
<b>12 Total revenue.</b> See instructions.	<b>u</b>		<b>39,616,037</b>	<b>1,939,277</b>	<b>0</b>	<b>2,558</b>	

PRELIMINARY



**Part IX Statement of Functional Expenses**

Section 501(c)(3) and 501(c)(4) organizations must complete all columns. All other organizations must complete column (A).

Check if Schedule O contains a response or note to any line in this Part IX

Do not include amounts reported on lines 6b, 7b, 8b, 9b, and 10b of Part VIII.	(A) Total expenses	(B) Program service expenses	(C) Management and general expenses	(D) Fundraising expenses
<b>PRELIMINARY</b>				
1 Grants and other assistance to domestic organizations and domestic governments. See Part IV, line 21				
2 Grants and other assistance to domestic individuals. See Part IV, line 22				
3 Grants and other assistance to foreign organizations, foreign governments, and foreign individuals. See Part IV, lines 15 and 16				
4 Benefits paid to or for members				
5 Compensation of current officers, directors, trustees, and key employees	320,996	320,996		
6 Compensation not included above, to disqualified persons (as defined under section 4958(f)(1)) and persons described in section 4958(c)(3)(B)	213,948	213,948		
7 Other salaries and wages	18,910,733	17,953,607	957,126	
8 Pension plan accruals and contributions (include section 401(k) and 403(b) employer contributions)	1,966,958	1,887,532	79,426	
9 Other employee benefits	4,942,960	4,740,298	202,662	
10 Payroll taxes	683,200	655,189	28,011	
11 Fees for services (non-employees):				
a Management				
b Legal	333,305	232,178	101,127	
c Accounting	237,533		237,533	
d Lobbying				
e Professional fundraising services. See Part IV, line 17				
f Investment management fees				
g Other. (If line 11g amount exceeds 10% of line 25, column (A) amount, list line 11g expenses on Schedule O.)	1,353,980	791,926	562,054	
12 Advertising and promotion	6,760	6,760		
13 Office expenses	110,412	88,330	22,082	
14 Information technology				
15 Royalties				
16 Occupancy	621,035	129,097	491,938	
17 Travel	113,079	90,463	22,616	
18 Payments of travel or entertainment expenses for any federal, state, or local public officials				
19 Conferences, conventions, and meetings				
20 Interest				
21 Payments to affiliates				
22 Depreciation, depletion, and amortization	549,364		549,364	
23 Insurance	188,127		188,127	
24 Other expenses. Itemize expenses not covered above (List miscellaneous expenses in line 24e. If line 24e amount exceeds 10% of line 25, column (A) amount, list line 24e expenses on Schedule O.)				
a <b>BOOKS AND SUPPLIES</b>	2,653,766	1,997,779	655,987	
b <b>OPERATIONS &amp; HOUSEKEEPING</b>	860,787	860,079	708	
c <b>SPECIAL ED FAIR SHARE</b>	535,055	535,055		
d <b>DISTRICT OVERSIGHT FEE</b>	301,008		301,008	
e All other expenses	970,510	587,089	383,421	
25 Total functional expenses. Add lines 1 through 24e	35,873,516	31,090,326	4,783,190	0
26 Joint costs. Complete this line only if the organization reported in column (B) joint costs from a combined educational campaign and fundraising solicitation. Check here <input type="checkbox"/> if following SOP 98-2 (ASC 958-720)				

**Part X Balance Sheet**

Check if Schedule O contains a response or note to any line in this Part X

PRELIMINARY

		(A) Beginning of year		(B) End of year
<b>Assets</b>	1	Cash—non-interest bearing	7,392,525	6,498,978
	2	Savings and temporary cash investments	5,349,956	6,177,699
	3	Pledges and grants receivable, net		
	4	Accounts receivable, net	3,152,569	3,305,922
	5	Loans and other receivables from current and former officers, directors, trustees, key employees, and highest compensated employees. Complete Part II of Schedule L		
	6	Loans and other receivables from other disqualified persons (as defined under section 4958(f)(1)), persons described in section 4958(c)(3)(B), and contributing employers and sponsoring organizations of section 501(c)(9) voluntary employees' beneficiary organizations (see instructions). Complete Part II of Schedule L		
	7	Notes and loans receivable, net		
	8	Inventories for sale or use		
	9	Prepaid expenses and deferred charges	674,769	371,574
	10a	Land, buildings, and equipment: cost or other basis. Complete Part VI of Schedule D	4,998,084	
	b	Less: accumulated depreciation	984,073	4,014,011
	11	Investments—publicly traded securities		
	12	Investments—other securities. See Part IV, line 11		
	13	Investments—program-related. See Part IV, line 11		
	14	Intangible assets		
	15	Other assets. See Part IV, line 11	201,814	47,597
16	<b>Total assets.</b> Add lines 1 through 15 (must equal line 34)	<b>17,569,761</b>	<b>20,415,781</b>	
<b>Liabilities</b>	17	Accounts payable and accrued expenses	1,495,325	1,192,174
	18	Grants payable		
	19	Deferred revenue	982,305	850,988
	20	Tax-exempt bond liabilities		
	21	Escrow or custodial account liability. Complete Part IV of Schedule D		
	22	Loans and other payables to current and former officers, directors, trustees, key employees, highest compensated employees, and disqualified persons. Complete Part II of Schedule L		
	23	Secured mortgages and notes payable to unrelated third parties		
	24	Unsecured notes and loans payable to unrelated third parties		
	25	Other liabilities (including federal income tax, payables to related third parties, and other liabilities not included on lines 17-24). Complete Part X of Schedule D	734,455	215,256
	26	<b>Total liabilities.</b> Add lines 17 through 25	<b>3,212,085</b>	<b>2,258,418</b>
<b>Net Assets or Fund Balances</b>	<b>Organizations that follow SFAS 117 (ASC 958), check here <input checked="" type="checkbox"/> and complete lines 27 through 29, and lines 33 and 34.</b>			
	27	Unrestricted net assets	14,357,676	17,928,585
	28	Temporarily restricted net assets		228,778
	29	Permanently restricted net assets		
	<b>Organizations that do not follow SFAS 117 (ASC 958), check here <input type="checkbox"/> and complete lines 30 through 34.</b>			
	30	Capital stock or trust principal, or current funds		
	31	Paid-in or capital surplus, or land, building, or equipment fund		
	32	Retained earnings, endowment, accumulated income, or other funds		
33	<b>Total net assets or fund balances</b>	<b>14,357,676</b>	<b>18,157,363</b>	
34	<b>Total liabilities and net assets/fund balances</b>	<b>17,569,761</b>	<b>20,415,781</b>	

**Part XI Reconciliation of Net Assets**

Check if Schedule O contains a response or note to any line in this Part XI

1	Total revenue (must equal Part VIII, column (A), line 12)	1	39,616,037
2	Total expenses (must equal Part IX, column (A), line 25)	2	35,873,516
3	Revenue less expenses. Subtract line 2 from line 1	3	3,742,521
4	Net assets or fund balances at beginning of year (must equal Part X, line 33, column (A))	4	14,357,676
5	Net unrealized gains (losses) on investments	5	57,166
6	Donated services and use of facilities	6	
7	Investment expenses	7	
8	Prior period adjustments	8	
9	Other changes in net assets or fund balances (explain in Schedule O)	9	
10	Net assets or fund balances at end of year. Combine lines 3 through 9 (must equal Part X, line 33, column (B))	10	18,157,363

PRELIMINARY

**Part XII Financial Statements and Reporting**

Check if Schedule O contains a response or note to any line in this Part XII

		Yes	No
1	Accounting method used to prepare the Form 990: <input type="checkbox"/> Cash <input checked="" type="checkbox"/> Accrual <input type="checkbox"/> Other If the organization changed its method of accounting from a prior year or checked "Other," explain in Schedule O.		
2a	Were the organization's financial statements compiled or reviewed by an independent accountant? If "Yes," check a box below to indicate whether the financial statements for the year were compiled or reviewed on a separate basis, consolidated basis, or both: <input type="checkbox"/> Separate basis <input type="checkbox"/> Consolidated basis <input type="checkbox"/> Both consolidated and separate basis		X
2b	Were the organization's financial statements audited by an independent accountant? If "Yes," check a box below to indicate whether the financial statements for the year were audited on a separate basis, consolidated basis, or both: <input checked="" type="checkbox"/> Separate basis <input type="checkbox"/> Consolidated basis <input type="checkbox"/> Both consolidated and separate basis	X	
2c	If "Yes" to line 2a or 2b, does the organization have a committee that assumes responsibility for oversight of the audit, review, or compilation of its financial statements and selection of an independent accountant? If the organization changed either its oversight process or selection process during the tax year, explain in Schedule O.	X	
3a	As a result of a federal award, was the organization required to undergo an audit or audits as set forth in the Single Audit Act and OMB Circular A-133?	X	
3b	If "Yes," did the organization undergo the required audit or audits? If the organization did not undergo the required audit or audits, explain why in Schedule O and describe any steps taken to undergo such audits.	X	

**SCHEDULE A**  
(Form 990 or 990-EZ)

**Public Charity Status and Public Support**  
Complete if the organization is a section 501(c)(3) organization or a section 4947(a)(1) nonexempt charitable trust.  
u Attach to Form 990 or Form 990-EZ.

OMB No. 1545-0047  
**2015**  
Open to Public Inspection

Department of the Treasury  
Internal Revenue Service

u Information about Schedule A (Form 990 or 990-EZ) and its instructions is at www.irs.gov/form990.

Name of the organization

**EL CAMINO REAL ALLIANCE**

Employer identification number  
**27-4853978**

**Part I Reason for Public Charity Status** (All organizations must complete this part.) See instructions.

The organization is not a private foundation because it is: (For lines 1 through 11, check only one box.)

- 1  A church, convention of churches, or association of churches described in **section 170(b)(1)(A)(i).**
- 2  A school described in **section 170(b)(1)(A)(ii).** (Attach Schedule E (Form 990 or 990-EZ).)
- 3  A hospital or a cooperative hospital service organization described in **section 170(b)(1)(A)(iii).**
- 4  A medical research organization operated in conjunction with a hospital described in **section 170(b)(1)(A)(iii).** Enter the hospital's name, city, and state: .....
- 5  An organization operated for the benefit of a college or university owned or operated by a governmental unit described in **section 170(b)(1)(A)(iv).** (Complete Part II.)
- 6  A federal, state, or local government or governmental unit described in **section 170(b)(1)(A)(v).**
- 7  An organization that normally receives a substantial part of its support from a governmental unit or from the general public described in **section 170(b)(1)(A)(vi).** (Complete Part II.)
- 8  A community trust described in **section 170(b)(1)(A)(vi).** (Complete Part II.)
- 9  An organization that normally receives: (1) more than 33 1/3% of its support from contributions, membership fees, and gross receipts from activities related to its exempt functions—subject to certain exceptions, and (2) no more than 33 1/3% of its support from gross investment income and unrelated business taxable income (less section 511 tax) from businesses acquired by the organization after June 30, 1975. See **section 509(a)(2).** (Complete Part III.)
- 10  An organization organized and operated exclusively to test for public safety. See **section 509(a)(4).**
- 11  An organization organized and operated exclusively for the benefit of, to perform the functions of, or to carry out the purposes of one or more publicly supported organizations described in **section 509(a)(1)** or **section 509(a)(2).** See **section 509(a)(3).** Check the box in lines 11a through 11d that describes the type of supporting organization and complete lines 11e, 11f, and 11g.
  - a  **Type I.** A supporting organization operated, supervised, or controlled by its supported organization(s), typically by giving the supported organization(s) the power to regularly appoint or elect a majority of the directors or trustees of the supporting organization. **You must complete Part IV, Sections A and B.**
  - b  **Type II.** A supporting organization supervised or controlled in connection with its supported organization(s), by having control or management of the supporting organization vested in the same persons that control or manage the supported organization(s). **You must complete Part IV, Sections A and C.**
  - c  **Type III functionally integrated.** A supporting organization operated in connection with, and functionally integrated with, its supported organization(s) (see instructions). **You must complete Part IV, Sections A, D, and E.**
  - d  **Type III non-functionally integrated.** A supporting organization operated in connection with its supported organization(s) that is not functionally integrated. The organization generally must satisfy a distribution requirement and an attentiveness requirement (see instructions). **You must complete Part IV, Sections A and D, and Part V.**
  - e  Check this box if the organization received a written determination from the IRS that it is a Type I, Type II, Type III functionally integrated, or Type III non-functionally integrated supporting organization.
  - f Enter the number of supported organizations .....
  - g Provide the following information about the supported organization(s).

(i) Name of supported organization	(ii) EIN	(iii) Type of organization (described on lines 1–9 above (see instructions))	(iv) Is the organization listed in your governing document?		(v) Amount of monetary support (see instructions)	(vi) Amount of other support (see instructions)
			Yes	No		
(A)						
(B)						
(C)						
(D)						
(E)						
<b>Total</b>						

For Paperwork Reduction Act Notice, see the Instructions for Form 990 or 990-EZ.  
DAA

Schedule A (Form 990 or 990-EZ) 2015

**Part II Support Schedule for Organizations Described in Sections 170(b)(1)(A)(iv) and 170(b)(1)(A)(vi)**

(Complete only if you checked the box on line 5, 7, or 8 of Part I or if the organization failed to qualify under Part III. If the organization fails to qualify under the tests listed below, please complete Part III.)

**Section A. Public Support**

Calendar year (or fiscal year beginning in) <b>u</b>	(a) 2011	(b) 2012	(c) 2013	(d) 2014	(e) 2015	(f) Total
<b>PRELIMINARY</b>						
<b>1</b> Gifts, grants, contributions, and membership fees received. (Do not include any "unusual grants.")						
<b>2</b> Tax revenues levied for the organization's benefit and either paid to or expended on its behalf						
<b>3</b> The value of services or facilities furnished by a governmental unit to the organization without charge						
<b>4 Total.</b> Add lines 1 through 3						
<b>5</b> The portion of total contributions by each person (other than a governmental unit or publicly supported organization) included on line 1 that exceeds 2% of the amount shown on line 11, column (f)						
<b>6</b> Public support. Subtract line 5 from line 4.						

**Section B. Total Support**

Calendar year (or fiscal year beginning in) <b>u</b>	(a) 2011	(b) 2012	(c) 2013	(d) 2014	(e) 2015	(f) Total
<b>7</b> Amounts from line 4						
<b>8</b> Gross income from interest, dividends, payments received on securities loans, rents, royalties and income from similar sources						
<b>9</b> Net income from unrelated business activities, whether or not the business is regularly carried on						
<b>10</b> Other income. Do not include gain or loss from the sale of capital assets (Explain in Part VI.)						
<b>11 Total support.</b> Add lines 7 through 10						

**12** Gross receipts from related activities, etc. (see instructions) 12

**13 First five years.** If the Form 990 is for the organization's first, second, third, fourth, or fifth tax year as a section 501(c)(3) organization, check this box and **stop here**

**Section C. Computation of Public Support Percentage**

<b>14</b> Public support percentage for 2015 (line 6, column (f) divided by line 11, column (f))	<b>14</b>	%
<b>15</b> Public support percentage from 2014 Schedule A, Part II, line 14	<b>15</b>	%

**16a 33 1/3% support test—2015.** If the organization did not check the box on line 13, and line 14 is 33 1/3% or more, check this box and **stop here**. The organization qualifies as a publicly supported organization

**b 33 1/3% support test—2014.** If the organization did not check a box on line 13 or 16a, and line 15 is 33 1/3% or more, check this box and **stop here**. The organization qualifies as a publicly supported organization

**17a 10%-facts-and-circumstances test—2015.** If the organization did not check a box on line 13, 16a, or 16b, and line 14 is 10% or more, and if the organization meets the "facts-and-circumstances" test, check this box and **stop here**. Explain in Part VI how the organization meets the "facts-and-circumstances" test. The organization qualifies as a publicly supported organization

**b 10%-facts-and-circumstances test—2014.** If the organization did not check a box on line 13, 16a, 16b, or 17a, and line 15 is 10% or more, and if the organization meets the "facts-and-circumstances" test, check this box and **stop here**. Explain in Part VI how the organization meets the "facts-and-circumstances" test. The organization qualifies as a publicly supported organization

**18 Private foundation.** If the organization did not check a box on line 13, 16a, 16b, 17a, or 17b, check this box and see instructions

**Part III Support Schedule for Organizations Described in Section 509(a)(2)**

(Complete only if you checked the box on line 9 of Part I or if the organization failed to qualify under Part II. If the organization fails to qualify under the tests listed below, please complete Part II.)

**Section A. Public Support**

Calendar year (or fiscal year beginning in) <b>u</b>	(a) 2011	(b) 2012	(c) 2013	(d) 2014	(e) 2015	(f) Total
<b>1</b> Gifts, grants, contributions, and membership fees received. (Do not include any "unusual grants.")	<b>PRELIMINARY</b>					
<b>2</b> Gross receipts from admissions, merchandise sold or services performed, or facilities furnished in any activity that is related to the organization's tax-exempt purpose						
<b>3</b> Gross receipts from activities that are not an unrelated trade or business under section 513						
<b>4</b> Tax revenues levied for the organization's benefit and either paid to or expended on its behalf						
<b>5</b> The value of services or facilities furnished by a governmental unit to the organization without charge						
<b>6 Total.</b> Add lines 1 through 5						
<b>7a</b> Amounts included on lines 1, 2, and 3 received from disqualified persons						
<b>b</b> Amounts included on lines 2 and 3 received from other than disqualified persons that exceed the greater of \$5,000 or 1% of the amount on line 13 for the year						
<b>c</b> Add lines 7a and 7b						
<b>8 Public support.</b> (Subtract line 7c from line 6.)						

**Section B. Total Support**

Calendar year (or fiscal year beginning in) <b>u</b>	(a) 2011	(b) 2012	(c) 2013	(d) 2014	(e) 2015	(f) Total
<b>9</b> Amounts from line 6						
<b>10a</b> Gross income from interest, dividends, payments received on securities loans, rents, royalties and income from similar sources						
<b>b</b> Unrelated business taxable income (less section 511 taxes) from businesses acquired after June 30, 1975						
<b>c</b> Add lines 10a and 10b						
<b>11</b> Net income from unrelated business activities not included in line 10b, whether or not the business is regularly carried on						
<b>12</b> Other income. Do not include gain or loss from the sale of capital assets (Explain in Part VI.)						
<b>13 Total support.</b> (Add lines 9, 10c, 11, and 12.)						

**14 First five years.** If the Form 990 is for the organization's first, second, third, fourth, or fifth tax year as a section 501(c)(3) organization, check this box and **stop here**

**Section C. Computation of Public Support Percentage**

<b>15</b> Public support percentage for 2015 (line 8, column (f) divided by line 13, column (f))	<b>15</b>	%
<b>16</b> Public support percentage from 2014 Schedule A, Part III, line 15	<b>16</b>	%

**Section D. Computation of Investment Income Percentage**

<b>17</b> Investment income percentage for 2015 (line 10c, column (f) divided by line 13, column (f))	<b>17</b>	%
<b>18</b> Investment income percentage from 2014 Schedule A, Part III, line 17	<b>18</b>	%

**19a 33 1/3% support tests—2015.** If the organization did not check the box on line 14, and line 15 is more than 33 1/3%, and line 17 is not more than 33 1/3%, check this box and **stop here**. The organization qualifies as a publicly supported organization

**b 33 1/3% support tests—2014.** If the organization did not check a box on line 14 or line 19a, and line 16 is more than 33 1/3%, and line 18 is not more than 33 1/3%, check this box and **stop here**. The organization qualifies as a publicly supported organization

**20 Private foundation.** If the organization did not check a box on line 14, 19a, or 19b, check this box and see instructions

**Part IV Supporting Organizations**

(Complete only if you checked a box in line 11 on Part I. If you checked 11a of Part I, complete Sections A and B. If you checked 11b of Part I, complete Sections A and C. If you checked 11c of Part I, complete Sections A, D, and E. If you checked 11d of Part I, complete Sections A and D, and complete Part V.)

**Section A. All Supporting Organizations**

PRELIMINARY

	Yes	No
<b>1</b> Are all of the organization's supported organizations listed by name in the organization's governing documents? If "No," describe in <b>Part VI</b> how the supported organizations are designated. If designated by class or purpose, describe the designation. If historic and continuing relationship, explain.		
<b>2</b> Did the organization have any supported organization that does not have an IRS determination of status under section 509(a)(1) or (2)? If "Yes," explain in <b>Part VI</b> how the organization determined that the supported organization was described in section 509(a)(1) or (2).		
<b>3a</b> Did the organization have a supported organization described in section 501(c)(4), (5), or (6)? If "Yes," answer (b) and (c) below.		
<b>b</b> Did the organization confirm that each supported organization qualified under section 501(c)(4), (5), or (6) and satisfied the public support tests under section 509(a)(2)? If "Yes," describe in <b>Part VI</b> when and how the organization made the determination.		
<b>c</b> Did the organization ensure that all support to such organizations was used exclusively for section 170(c)(2)(B) purposes? If "Yes," explain in <b>Part VI</b> what controls the organization put in place to ensure such use.		
<b>4a</b> Was any supported organization not organized in the United States ("foreign supported organization")? If "Yes," and if you checked 11a or 11b in Part I, answer (b) and (c) below.		
<b>b</b> Did the organization have ultimate control and discretion in deciding whether to make grants to the foreign supported organization? If "Yes," describe in <b>Part VI</b> how the organization had such control and discretion despite being controlled or supervised by or in connection with its supported organizations.		
<b>c</b> Did the organization support any foreign supported organization that does not have an IRS determination under sections 501(c)(3) and 509(a)(1) or (2)? If "Yes," explain in <b>Part VI</b> what controls the organization used to ensure that all support to the foreign supported organization was used exclusively for section 170(c)(2)(B) purposes.		
<b>5a</b> Did the organization add, substitute, or remove any supported organizations during the tax year? If "Yes," answer (b) and (c) below (if applicable). Also, provide detail in <b>Part VI</b> , including (i) the names and EIN numbers of the supported organizations added, substituted, or removed; (ii) the reasons for each such action; (iii) the authority under the organization's organizing document authorizing such action; and (iv) how the action was accomplished (such as by amendment to the organizing document).		
<b>b Type I or Type II only.</b> Was any added or substituted supported organization part of a class already designated in the organization's organizing document?		
<b>c Substitutions only.</b> Was the substitution the result of an event beyond the organization's control?		
<b>6</b> Did the organization provide support (whether in the form of grants or the provision of services or facilities) to anyone other than (i) its supported organizations, (ii) individuals that are part of the charitable class benefited by one or more of its supported organizations, or (iii) other supporting organizations that also support or benefit one or more of the filing organization's supported organizations? If "Yes," provide detail in <b>Part VI</b> .		
<b>7</b> Did the organization provide a grant, loan, compensation, or other similar payment to a substantial contributor (defined in section 4958(c)(3)(C)), a family member of a substantial contributor, or a 35% controlled entity with regard to a substantial contributor? If "Yes," complete Part I of Schedule L (Form 990 or 990-EZ).		
<b>8</b> Did the organization make a loan to a disqualified person (as defined in section 4958) not described in line 7? If "Yes," complete Part I of Schedule L (Form 990 or 990-EZ).		
<b>9a</b> Was the organization controlled directly or indirectly at any time during the tax year by one or more disqualified persons as defined in section 4946 (other than foundation managers and organizations described in section 509(a)(1) or (2))? If "Yes," provide detail in <b>Part VI</b> .		
<b>b</b> Did one or more disqualified persons (as defined in line 9a) hold a controlling interest in any entity in which the supporting organization had an interest? If "Yes," provide detail in <b>Part VI</b> .		
<b>c</b> Did a disqualified person (as defined in line 9a) have an ownership interest in, or derive any personal benefit from, assets in which the supporting organization also had an interest? If "Yes," provide detail in <b>Part VI</b> .		
<b>10a</b> Was the organization subject to the excess business holdings rules of section 4943 because of section 4943(f) (regarding certain Type II supporting organizations, and all Type III non-functionally integrated supporting organizations)? If "Yes," answer 10b below.		
<b>b</b> Did the organization have any excess business holdings in the tax year? (Use Schedule C, Form 4720, to determine whether the organization had excess business holdings.)		

**Part IV Supporting Organizations** (continued)

	Yes	No
<b>11</b> Has the organization accepted a gift or contribution from any of the following persons?		
<b>a</b> A person who directly or indirectly controls, either alone or together with persons described in (b) and (c) below, the governing body of a supported organization?		
<b>b</b> A family member of a person described in (a) above?		
<b>c</b> A 35% controlled entity of a person described in (a) or (b) above? If "Yes" to a, b, or c, provide detail in Part V.		

**PRELIMINARY**

**Section B. Type I Supporting Organizations**

	Yes	No
<b>1</b> Did the directors, trustees, or membership of one or more supported organizations have the power to regularly appoint or elect at least a majority of the organization's directors or trustees at all times during the tax year? If "No," describe in <b>Part VI</b> how the supported organization(s) effectively operated, supervised, or controlled the organization's activities. If the organization had more than one supported organization, describe how the powers to appoint and/or remove directors or trustees were allocated among the supported organizations and what conditions or restrictions, if any, applied to such powers during the tax year.		
<b>2</b> Did the organization operate for the benefit of any supported organization other than the supported organization(s) that operated, supervised, or controlled the supporting organization? If "Yes," explain in <b>Part VI</b> how providing such benefit carried out the purposes of the supported organization(s) that operated, supervised, or controlled the supporting organization.		

**Section C. Type II Supporting Organizations**

	Yes	No
<b>1</b> Were a majority of the organization's directors or trustees during the tax year also a majority of the directors or trustees of each of the organization's supported organization(s)? If "No," describe in <b>Part VI</b> how control or management of the supporting organization was vested in the same persons that controlled or managed the supported organization(s).		

**Section D. All Type III Supporting Organizations**

	Yes	No
<b>1</b> Did the organization provide to each of its supported organizations, by the last day of the fifth month of the organization's tax year, (i) a written notice describing the type and amount of support provided during the prior tax year, (ii) a copy of the Form 990 that was most recently filed as of the date of notification, and (iii) copies of the organization's governing documents in effect on the date of notification, to the extent not previously provided?		
<b>2</b> Were any of the organization's officers, directors, or trustees either (i) appointed or elected by the supported organization(s) or (ii) serving on the governing body of a supported organization? If "No," explain in <b>Part VI</b> how the organization maintained a close and continuous working relationship with the supported organization(s).		
<b>3</b> By reason of the relationship described in (2), did the organization's supported organizations have a significant voice in the organization's investment policies and in directing the use of the organization's income or assets at all times during the tax year? If "Yes," describe in <b>Part VI</b> the role the organization's supported organizations played in this regard.		

**Section E. Type III Functionally-Integrated Supporting Organizations**

<b>1</b> Check the box next to the method that the organization used to satisfy the Integral Part Test during the year ( <b>see instructions</b> ):			
<b>a</b> <input type="checkbox"/> The organization satisfied the Activities Test. Complete <b>line 2</b> below.			
<b>b</b> <input type="checkbox"/> The organization is the parent of each of its supported organizations. Complete <b>line 3</b> below.			
<b>c</b> <input type="checkbox"/> The organization supported a governmental entity. Describe in Part VI how you supported a government entity (see instructions).			
<b>2</b> Activities Test. <b>Answer (a) and (b) below.</b>			
<b>a</b> Did substantially all of the organization's activities during the tax year directly further the exempt purposes of the supported organization(s) to which the organization was responsive? If "Yes," then in <b>Part VI identify those supported organizations and explain</b> how these activities directly furthered their exempt purposes, how the organization was responsive to those supported organizations, and how the organization determined that these activities constituted substantially all of its activities.			
<b>b</b> Did the activities described in (a) constitute activities that, but for the organization's involvement, one or more of the organization's supported organization(s) would have been engaged in? If "Yes," explain in <b>Part VI</b> the reasons for the organization's position that its supported organization(s) would have engaged in these activities but for the organization's involvement.			
<b>3</b> Parent of Supported Organizations. <b>Answer (a) and (b) below.</b>			
<b>a</b> Did the organization have the power to regularly appoint or elect a majority of the officers, directors, or trustees of each of the supported organizations? Provide details in <b>Part VI</b> .			
<b>b</b> Did the organization exercise a substantial degree of direction over the policies, programs, and activities of each of its supported organizations? If "Yes," describe in <b>Part VI</b> the role played by the organization in this regard.			



**Part V Type III Non-Functionally Integrated 509(a)(3) Supporting Organizations**

1  Check here if the organization satisfied the Integral Part Test as a qualifying trust on Nov. 20, 1970. See instructions. All other Type III non-functionally integrated supporting organizations must complete Sections A through E.

PRELIMINARY

**Section A - Adjusted Net Income**

	(A) Prior Year	(B) Current Year (Optional)
1 Net short-term capital gain	1	
2 Recoveries of prior-year distributions	2	
3 Other gross income (see instructions)	3	
4 Add lines 1 through 3	4	
5 Depreciation and depletion	5	
6 Portion of operating expenses paid or incurred for production or collection of gross income or for management, conservation, or maintenance of property held for production of income (see instructions)	6	
7 Other expenses (see instructions)	7	
8 <b>Adjusted Net Income</b> (subtract lines 5, 6 and 7 from line 4)	8	

**Section B - Minimum Asset Amount**

	(A) Prior Year	(B) Current Year (Optional)
1 Aggregate fair market value of all non-exempt-use assets (see instructions for short tax year or assets held for part of year):		
a Average monthly value of securities	1a	
b Average monthly cash balances	1b	
c Fair market value of other non-exempt-use assets	1c	
d <b>Total</b> (add lines 1a, 1b, and 1c)	1d	
e <b>Discount</b> claimed for blockage or other factors (explain in detail in <b>Part VI</b> ):		
2 Acquisition indebtedness applicable to non-exempt-use assets	2	
3 Subtract line 2 from line 1d	3	
4 Cash deemed held for exempt use. Enter 1-1/2% of line 3 (for greater amount, see instructions).	4	
5 Net value of non-exempt-use assets (subtract line 4 from line 3)	5	
6 Multiply line 5 by .035	6	
7 Recoveries of prior-year distributions	7	
8 <b>Minimum Asset Amount</b> (add line 7 to line 6)	8	

**Section C - Distributable Amount**

		Current Year
1 Adjusted net income for prior year (from Section A, line 8, Column A)	1	
2 Enter 85% of line 1	2	
3 Minimum asset amount for prior year (from Section B, line 8, Column A)	3	
4 Enter greater of line 2 or line 3	4	
5 Income tax imposed in prior year	5	
6 <b>Distributable Amount.</b> Subtract line 5 from line 4, unless subject to emergency temporary reduction (see instructions)	6	

7  Check here if the current year is the organization's first as a non-functionally-integrated Type III supporting organization (see instructions).

**Part V Type III Non-Functionally Integrated 509(a)(3) Supporting Organizations (continued)**

Section D - Distributions	Current Year
1 Amounts paid to supported organizations to accomplish exempt purposes	
2 Amounts paid to perform activity that directly furthers exempt purposes of supported organizations, in excess of income from activity	
3 Administrative expenses paid to accomplish exempt purposes of supported organizations	
4 Amounts paid to acquire exempt-use assets	
5 Qualified set-aside amounts (prior IRS approval required)	
6 Other distributions (describe in Part VI). See instructions.	
7 <b>Total annual distributions.</b> Add lines 1 through 6.	
8 Distributions to attentive supported organizations to which the organization is responsive (provide details in Part VI). See instructions.	
9 Distributable amount for 2015 from Section C, line 6	
10 Line 8 amount divided by Line 9 amount	

PRELIMINARY

Section E - Distribution Allocations (see instructions)	(i) Excess Distributions	(ii) Underdistributions Pre-2015	(iii) Distributable Amount for 2015
1 Distributable amount for 2015 from Section C, line 6			
2 Underdistributions, if any, for years prior to 2015 (reasonable cause required-see instructions)			
3 Excess distributions carryover, if any, to 2015:			
a			
b			
c			
d From 2013 .....			
e From 2014 .....			
f <b>Total</b> of lines 3a through e			
g Applied to underdistributions of prior years			
h Applied to 2015 distributable amount			
i Carryover from 2010 not applied (see instructions)			
j Remainder. Subtract lines 3g, 3h, and 3i from 3f.			
4 Distributions for 2015 from Section D, line 7: \$			
a Applied to underdistributions of prior years			
b Applied to 2015 distributable amount			
c Remainder. Subtract lines 4a and 4b from 4.			
5 Remaining underdistributions for years prior to 2015, if any. Subtract lines 3g and 4a from line 2 (if amount greater than zero, see instructions).			
6 Remaining underdistributions for 2015. Subtract lines 3h and 4b from line 1 (if amount greater than zero, see instructions).			
7 <b>Excess distributions carryover to 2016.</b> Add lines 3j and 4c.			
8 Breakdown of line 7:			
a			
b			
c Excess from 2013 .....			
d Excess from 2014 .....			
e Excess from 2015 .....			

**Part VI Supplemental Information.** Provide the explanations required by Part II, line 10; Part II, line 17a or 17b; Part III, line 12; Part IV, Section A, lines 1, 2, 3b, 3c, 4b, 4c, 5a, 6, 9a, 9b, 9c, 11a, 11b, and 11c; Part IV, Section B, lines 1 and 2; Part IV, Section C, line 1; Part IV, Section D, lines 2 and 3; Part IV, Section E, lines 1c, 2a, 2b, 3a and 3b; Part V, line 1; Part V, Section B, line 1e; Part V, Section D, lines 5, 6, and 8; and Part V, Section E, lines 2, 5, and 6. Also complete this part for any additional information. (See instructions.)

**PRELIMINARY**

SCHEDULE D (Form 990)

Department of the Treasury Internal Revenue Service

Supplemental Financial Statements

u Complete if the organization answered "Yes" on Form 990, Part IV, line 6, 7, 8, 9, 10, 11a, 11b, 11c, 11d, 11e, 11f, 12a, or 12b. u Attach to Form 990.

u Information about Schedule D (Form 990) and its instructions is at www.irs.gov/form990.

OMB No. 1545-0047

2015

Open to Public Inspection

Name of the organization

Employer identification number

EL CAMINO REAL ALLIANCE

27-4855978

PRELIMINARY

Part I Organizations Maintaining Donor Advised Funds or Other Similar Funds or Accounts.

Complete if the organization answered "Yes" on Form 990, Part IV, line 6.

Table with 2 columns: (a) Donor advised funds, (b) Funds and other accounts. Rows include: 1 Total number at end of year, 2 Aggregate value of contributions to (during year), 3 Aggregate value of grants from (during year), 4 Aggregate value at end of year, 5 Did the organization inform all donors and donor advisors in writing that the assets held in donor advised funds are the organization's property, subject to the organization's exclusive legal control?, 6 Did the organization inform all grantees, donors, and donor advisors in writing that grant funds can be used only for charitable purposes and not for the benefit of the donor or donor advisor, or for any other purpose conferring impermissible private benefit?

Part II Conservation Easements.

Complete if the organization answered "Yes" on Form 990, Part IV, line 7.

Table with 2 columns: Held at the End of the Tax Year. Rows include: 1 Purpose(s) of conservation easements held by the organization (check all that apply), 2 Complete lines 2a through 2d if the organization held a qualified conservation contribution in the form of a conservation easement on the last day of the tax year. (Sub-rows: a Total number of conservation easements, b Total acreage restricted by conservation easements, c Number of conservation easements on a certified historic structure included in (a), d Number of conservation easements included in (c) acquired after 8/17/06, and not on a historic structure listed in the National Register), 3 Number of conservation easements modified, transferred, released, extinguished, or terminated by the organization during the tax year u, 4 Number of states where property subject to conservation easement is located u, 5 Does the organization have a written policy regarding the periodic monitoring, inspection, handling of violations, and enforcement of the conservation easements it holds?, 6 Staff and volunteer hours devoted to monitoring, inspecting, handling of violations, and enforcing conservation easements during the year u, 7 Amount of expenses incurred in monitoring, inspecting, handling of violations, and enforcing conservation easements during the year u \$, 8 Does each conservation easement reported on line 2(d) above satisfy the requirements of section 170(h)(4)(B)(i) and section 170(h)(4)(B)(ii)?, 9 In Part XIII, describe how the organization reports conservation easements in its revenue and expense statement, and balance sheet, and include, if applicable, the text of the footnote to the organization's financial statements that describes the organization's accounting for conservation easements.

Part III Organizations Maintaining Collections of Art, Historical Treasures, or Other Similar Assets.

Complete if the organization answered "Yes" on Form 990, Part IV, line 8.

Table with 2 columns: u \$. Rows include: 1a If the organization elected, as permitted under SFAS 116 (ASC 958), not to report in its revenue statement and balance sheet works of art, historical treasures, or other similar assets held for public exhibition, education, or research in furtherance of public service, provide, in Part XIII, the text of the footnote to its financial statements that describes these items. b If the organization elected, as permitted under SFAS 116 (ASC 958), to report in its revenue statement and balance sheet works of art, historical treasures, or other similar assets held for public exhibition, education, or research in furtherance of public service, provide the following amounts relating to these items: (i) Revenue included on Form 990, Part VIII, line 1, (ii) Assets included in Form 990, Part X. 2 If the organization received or held works of art, historical treasures, or other similar assets for financial gain, provide the following amounts required to be reported under SFAS 116 (ASC 958) relating to these items: a Revenue included on Form 990, Part VIII, line 1, b Assets included in Form 990, Part X.

**Part III Organizations Maintaining Collections of Art, Historical Treasures, or Other Similar Assets (continued)**

**3** Using the organization's acquisition, accession, and other records, check any of the following that are a significant use of its collection items (check all that apply):

- a** Public exhibition
- b** Scholarly research
- c** Preservation for future generations
- d** Loan or exchange programs
- e** Other

PRELIMINARY

**4** Provide a description of the organization's collections and explain how they further the organization's exempt purpose in Part XIII.

**5** During the year, did the organization solicit or receive donations of art, historical treasures, or other similar assets to be sold to raise funds rather than to be maintained as part of the organization's collection?  Yes  No

**Part IV Escrow and Custodial Arrangements.**

Complete if the organization answered "Yes" on Form 990, Part IV, line 9, or reported an amount on Form 990, Part X, line 21.

**1a** Is the organization an agent, trustee, custodian or other intermediary for contributions or other assets not included on Form 990, Part X?  Yes  No

**b** If "Yes," explain the arrangement in Part XIII and complete the following table:

- c** Beginning balance
- d** Additions during the year
- e** Distributions during the year
- f** Ending balance

	Amount
<b>1c</b>	
<b>1d</b>	
<b>1e</b>	
<b>1f</b>	

**2a** Did the organization include an amount on Form 990, Part X, line 21, for escrow or custodial account liability?  Yes  No

**b** If "Yes," explain the arrangement in Part XIII. Check here if the explanation has been provided on Part XIII

**Part V Endowment Funds.**

Complete if the organization answered "Yes" on Form 990, Part IV, line 10.

	(a) Current year	(b) Prior year	(c) Two years back	(d) Three years back	(e) Four years back
<b>1a</b> Beginning of year balance					
<b>b</b> Contributions					
<b>c</b> Net investment earnings, gains, and losses					
<b>d</b> Grants or scholarships					
<b>e</b> Other expenditures for facilities and programs					
<b>f</b> Administrative expenses					
<b>g</b> End of year balance					

**2** Provide the estimated percentage of the current year end balance (line 1g, column (a)) held as:

- a** Board designated or quasi-endowment **u** %
- b** Permanent endowment **u** %
- c** Temporarily restricted endowment **u** %

The percentages on lines 2a, 2b, and 2c should equal 100%.

**3a** Are there endowment funds not in the possession of the organization that are held and administered for the organization by:

- (i)** unrelated organizations
- (ii)** related organizations

	Yes	No
<b>3a(i)</b>		
<b>3a(ii)</b>		
<b>3b</b>		

**b** If "Yes" on line 3a(ii), are the related organizations listed as required on Schedule R?

**4** Describe in Part XIII the intended uses of the organization's endowment funds.

**Part VI Land, Buildings, and Equipment.**

Complete if the organization answered "Yes" on Form 990, Part IV, line 11a. See Form 990, Part X, line 10.

Description of property	(a) Cost or other basis (investment)	(b) Cost or other basis (other)	(c) Accumulated depreciation	(d) Book value
<b>1a</b> Land		2,019,964		2,019,964
<b>b</b> Buildings		1,659,093	158,261	1,500,832
<b>c</b> Leasehold improvements		295,703	170,182	125,521
<b>d</b> Equipment		1,023,324	655,630	367,694
<b>e</b> Other				

**Total.** Add lines 1a through 1e. (Column (d) must equal Form 990, Part X, column (B), line 10c.) **u** 4,014,011

**Part VII Investments—Other Securities.**

Complete if the organization answered "Yes" on Form 990, Part IV, line 11b. See Form 990, Part X, line 12.

(a) Description of security or category (including name of security)	(b) Book value	(c) Method of valuation: Cost or end-of-year market value
(1) Financial derivatives		
(2) Closely-held equity interests		
(3) Other		
(A)		
(B)		
(C)		
(D)		
(E)		
(F)		
(G)		
(H)		
<b>Total.</b> (Column (b) must equal Form 990, Part X, col. (B) line 12.) <b>u</b>		

**PRELIMINARY**

**Part VIII Investments—Program Related.**

Complete if the organization answered "Yes" on Form 990, Part IV, line 11c. See Form 990, Part X, line 13.

(a) Description of investment	(b) Book value	(c) Method of valuation: Cost or end-of-year market value
(1)		
(2)		
(3)		
(4)		
(5)		
(6)		
(7)		
(8)		
(9)		
<b>Total.</b> (Column (b) must equal Form 990, Part X, col. (B) line 13.) <b>u</b>		

**Part IX Other Assets.**

Complete if the organization answered "Yes" on Form 990, Part IV, line 11d. See Form 990, Part X, line 15.

(a) Description	(b) Book value
(1)	
(2)	
(3)	
(4)	
(5)	
(6)	
(7)	
(8)	
(9)	
<b>Total.</b> (Column (b) must equal Form 990, Part X, col. (B) line 15.) <b>u</b>	

**Part X Other Liabilities.**

Complete if the organization answered "Yes" on Form 990, Part IV, line 11e or 11f. See Form 990, Part X, line 25.

1. (a) Description of liability	(b) Book value
(1) Federal income taxes	
(2) <b>DUE TO OTHER AGENCIES</b>	<b>198,613</b>
(3) <b>DUE TO GRANTOR GOVERNMENT</b>	<b>16,643</b>
(4)	
(5)	
(6)	
(7)	
(8)	
(9)	
<b>Total.</b> (Column (b) must equal Form 990, Part X, col. (B) line 25.) <b>u</b>	<b>215,256</b>

2. Liability for uncertain tax positions. In Part XIII, provide the text of the footnote to the organization's financial statements that reports the organization's liability for uncertain tax positions under FIN 48 (ASC 740). Check here if the text of the footnote has been provided in Part XIII



**Part XIII Supplemental Information** (continued)

**PRELIMINARY**



**SCHEDULE E**  
**(Form 990 or 990-EZ)**

Department of the Treasury  
Internal Revenue Service

Name of the organization

**Schools**

u Complete if the organization answered "Yes" on Form 990,  
Part IV, line 13, or Form 990-EZ, Part VI, line 48.

u Attach to Form 990 or Form 990-EZ.

u Information about Schedule E (Form 990 or 990-EZ) and its instructions is at [www.irs.gov/form990](http://www.irs.gov/form990).

OMB No. 1545-0047

**2015**

Open to Public  
Inspection

**EL CAMINO REAL ALLIANCE**

Employer identification number  
**27-4856978**

**PRELIMINARY**

**Part I**

	YES	NO
1 Does the organization have a racially nondiscriminatory policy toward students by statement in its charter, bylaws, other governing instrument, or in a resolution of its governing body? .....	<b>X</b>	
2 Does the organization include a statement of its racially nondiscriminatory policy toward students in all its brochures, catalogues, and other written communications with the public dealing with student admissions, programs, and scholarships? .....	<b>X</b>	
3 Has the organization publicized its racially nondiscriminatory policy through newspaper or broadcast media during the period of solicitation for students, or during the registration period if it has no solicitation program, in a way that makes the policy known to all parts of the general community it serves? If "Yes," please describe. If "No," please explain. If you need more space, use Part II <b>THE SCHOOL PUBLICIZES ITS POLICY IN ITS REGISTRATION MATERIALS AND DOCUMENTS USED TO SOLICIT STUDENTS.</b>	<b>X</b>	
4 Does the organization maintain the following? a Records indicating the racial composition of the student body, faculty, and administrative staff? .....	<b>X</b>	
b Records documenting that scholarships and other financial assistance are awarded on a racially nondiscriminatory basis? .....		<b>X</b>
c Copies of all catalogues, brochures, announcements, and other written communications to the public dealing with student admissions, programs, and scholarships? .....	<b>X</b>	
d Copies of all material used by the organization or on its behalf to solicit contributions? .....	<b>X</b>	
If you answered "No" to any of the above, please explain. If you need more space, use Part II. <b>N/A - NO SCHOLARSHIPS OR OTHER FINANCIAL ASSISTANCE IS AWARDED.</b>		
5 Does the organization discriminate by race in any way with respect to: a Students' rights or privileges? .....		<b>X</b>
b Admissions policies? .....		<b>X</b>
c Employment of faculty or administrative staff? .....		<b>X</b>
d Scholarships or other financial assistance? .....		<b>X</b>
e Educational policies? .....		<b>X</b>
f Use of facilities? .....		<b>X</b>
g Athletic programs? .....		<b>X</b>
h Other extracurricular activities? .....		<b>X</b>
If you answered "Yes" to any of the above, please explain. If you need more space, use Part II. .....		
6a Does the organization receive any financial aid or assistance from a governmental agency? .....	<b>X</b>	
b Has the organization's right to such aid ever been revoked or suspended? .....		<b>X</b>
If you answered "Yes" on either line 6a or line 6b, explain on Part II. .....		
7 Does the organization certify that it has complied with the applicable requirements of sections 4.01 through 4.05 of Rev. Proc. 75-50, 1975-2 C.B. 587, covering racial nondiscrimination? If "No," explain on Part II .....	<b>X</b>	

**Part II** **Supplemental Information.** Provide the explanations required by Part I, lines 3, 4d, 5h, 6b, and 7, as applicable. Also provide any other additional information (see instructions).

Sch E - Financial Aid or Government Assistance Explanation

THE SCHOOL IS A PUBLIC CHARTER SCHOOL PRINCIPALLY FUNDED BY THE STATE OF CALIFORNIA AND FEDERAL MONIES RECEIVED THROUGH THE CALIFORNIA DEPARTMENT OF EDUCATION.

PRELIMINARY

SCHEDULE J (Form 990)

Department of the Treasury Internal Revenue Service

Name of the organization

Compensation Information

For certain Officers, Directors, Trustees, Key Employees, and Highest Compensated Employees

u Complete if the organization answered "Yes" on Form 990, Part IV, line 23. u Attach to Form 990.

u Information about Schedule J (Form 990) and its instructions is at www.irs.gov/form990.

OMB No. 1545-0047

2015

Open to Public Inspection

EL CAMINO REAL ALLIANCE

Employer identification number 27-4856978

PRELIMINARY

Part I Questions Regarding Compensation

1a Check the appropriate box(es) if the organization provided any of the following to or for a person listed on Form 990, Part VII, Section A, line 1a. Complete Part III to provide any relevant information regarding these items.

- First-class or charter travel, Travel for companions, Tax indemnification and gross-up payments, Discretionary spending account, Housing allowance or residence for personal use, Payments for business use of personal residence, Health or social club dues or initiation fees, Personal services (e.g., maid, chauffeur, chef)

b If any of the boxes on line 1a are checked, did the organization follow a written policy regarding payment or reimbursement or provision of all of the expenses described above? If "No," complete Part III to explain

2 Did the organization require substantiation prior to reimbursing or allowing expenses incurred by all directors, trustees, and officers, including the CEO/Executive Director, regarding the items checked in line 1a?

3 Indicate which, if any, of the following the filing organization used to establish the compensation of the organization's CEO/Executive Director. Check all that apply. Do not check any boxes for methods used by a related organization to establish compensation of the CEO/Executive Director, but explain in Part III.

- Compensation committee, Independent compensation consultant, Form 990 of other organizations, Written employment contract, Compensation survey or study, Approval by the board or compensation committee

4 During the year, did any person listed on Form 990, Part VII, Section A, line 1a, with respect to the filing organization or a related organization:

- a Receive a severance payment or change-of-control payment?
b Participate in, or receive payment from, a supplemental nonqualified retirement plan?
c Participate in, or receive payment from, an equity-based compensation arrangement?
If "Yes" to any of lines 4a-c, list the persons and provide the applicable amounts for each item in Part III.

Only section 501(c)(3), 501(c)(4), and 501(c)(29) organizations must complete lines 5-9.

5 For persons listed on Form 990, Part VII, Section A, line 1a, did the organization pay or accrue any compensation contingent on the revenues of:

- a The organization?
b Any related organization?
If "Yes" to line 5a or 5b, describe in Part III.

6 For persons listed on Form 990, Part VII, Section A, line 1a, did the organization pay or accrue any compensation contingent on the net earnings of:

- a The organization?
b Any related organization?
If "Yes" on line 6a or 6b, describe in Part III.

7 For persons listed on Form 990, Part VII, Section A, line 1a, did the organization provide any non-fixed payments not described on lines 5 and 6? If "Yes," describe in Part III

8 Were any amounts reported on Form 990, Part VII, paid or accrued pursuant to a contract that was subject to the initial contract exception described in Regulations section 53.4958-4(a)(3)? If "Yes," describe in Part III

9 If "Yes" to line 8, did the organization also follow the rebuttable presumption procedure described in Regulations section 53.4958-6(c)?

Table with 3 columns: Question ID, Yes, No. Rows 1a-9 with 'X' marks in Yes/No columns.

For Paperwork Reduction Act Notice, see the Instructions for Form 990.

Schedule J (Form 990) 2015

**Part II Officers, Directors, Trustees, Key Employees, and Highest Compensated Employees.** Use duplicate copies if additional space is needed.

For each individual whose compensation must be reported on Schedule J, report compensation from the organization on row (i) and from related organizations, described in the instructions, on row (ii). Do not list any individuals that are not listed on Form 990, Part VII.

**Note:** The sum of columns (B)(i)-(iii) for each listed individual must equal the total amount of Form 990, Part VII, Section A, line 1a, applicable column (D) and (E) amounts for that individual.

PRELIMINARY

	(A) Name and Title	(B) Breakdown of W-2 and/or 1099-MISC compensation			(C) Retirement and other deferred compensation	(D) Non-taxable benefits	(E) Total of columns (B)(i)-(D)	(F) Compensation in column (B) reported as deferred on prior Form 990
		(i) Base compensation	(ii) Bonus & incentive compensation	(iii) Other reportable compensation				
1	DAVID HUSSEY PRINCIPAL	(i) 152,908 (ii) 0	0	0	0	34,939	187,847	0
2	MARSHALL MAYOTTE CBO	(i) 168,088 (ii) 0	0	0	0	20,581	188,669	0
3	FERNANDO DELGADO CIO	(i) 152,910 (ii) 0	0	0	0	28,608	181,518	0
4	YVONNE HALSKI-SIEGEL ASSISTANT PRINCIPAL	(i) 148,190 (ii) 0	0	0	0	31,232	179,422	0
5	LISA RING ASSISTANT PRINCIPAL	(i) 146,205 (ii) 0	0	0	0	33,109	179,314	0
6	DEAN BENNETT ASSISTANT PRINCIPAL	(i) 137,101 (ii) 0	0	0	0	28,258	165,359	0
7	WENDY TREUHAFT ASSISTANT PRINCIPAL	(i) 125,509 (ii) 0	0	0	0	31,761	157,270	0
8	DAVID FEHTE PRINCIPAL	(i) 213,948 (ii) 0	0	0	0	34,431	248,379	0
9		(i) (ii)						
10		(i) (ii)						
11		(i) (ii)						
12		(i) (ii)						
13		(i) (ii)						
14		(i) (ii)						
15		(i) (ii)						
16		(i) (ii)						

**Part III Supplemental Information**

Provide the information, explanation, or descriptions required for Part I, lines 1a, 1b, 3, 4a, 4b, 4c, 5a, 5b, 6a, 6b, 7, and 8, and for Part II. Also complete this part for any additional information.

**PRELIMINARY**

**SCHEDULE O**  
**(Form 990 or 990-EZ)**

**Supplemental Information to Form 990 or 990-EZ**

OMB No. 1545-0047

Complete to provide information for responses to specific questions on Form 990 or 990-EZ or to provide any additional information.

**2015**

Department of the Treasury  
Internal Revenue Service

u Attach to Form 990 or 990-EZ.

**Open to Public Inspection**

u Information about Schedule O (Form 990 or 990-EZ) and its instructions is at [www.irs.gov/form990](http://www.irs.gov/form990).

Name of the organization

Employer identification number

**EL CAMINO REAL ALLIANCE**

**27-4855978**

**PRELIMINARY**

**Form 990 - Organization's Mission**

TO EDUCATE OUR DIVERSE STUDENT BODY BY DEVELOPING STUDENTS' TALENTS AND SKILLS SO THEY WILL SUCCEED IN A CHANGING WORLD, VALUE AND RESPECT THEMSELVES AND OTHERS, AND MAKE A POSITIVE CONTRIBUTION TO OUR GLOBAL SOCIETY.

**Form 990, Part VI, Line 11b - Organization's Process to Review Form 990**

THE CHIEF BUSINESS OFFICER AND THE BOARD TREASURER REVIEW THE 990 AND MAKE RECOMMENDATIONS TO THE BOARD FOR APPROVAL PRIOR TO FILING THE FORM 990.

**Form 990, Part VI, Line 12c - Enforcement of Conflicts Policy**

COMPLIANCE WITH THE POLICY IS MONITORED BY COLLECTION OF ANNUAL STATEMENTS DISCLOSING POSSIBLE CONFLICTS OF INTEREST.

**Form 990, Part VI, Line 15a - Compensation Process for Top Official**

THE BOARD REVIEWS COMPENSATION BY COMPARING SALARIES OF EXECUTIVE DIRECTORS (ED) IN SIMILAR SIZE SCHOOLS. AFTER DISCUSSION, THE BOARD VOTES ON THE COMPENSATION AMOUNTS FOR THE ED.

**Form 990, Part VI, Line 15b - Compensation Process for Officers**

OFFICER SALARIES ARE COMPARED TO THE LOS ANGELES UNIFIED SCHOOL DISTRICT SALARY TABLES AND THE BOARD VOTES ON SALARIES FOR APPROVAL.

**Form 990, Part VI, Line 19 - Governing Documents Disclosure Explanation**

GOVERNING DOCUMENTS AND CONFLICT OF INTEREST POLCY ARE MADE AVAILABLE TO

Name of the organization

Employer identification number

**EL CAMINO REAL ALLIANCE**

**27-4855978**

**THE PUBLIC UPON REQUEST. FINANCIAL STATEMENTS ARE POSTED ON THE SCHOOL'S WEBSITE.**

**PRELIMINARY**

Form **4562**

Department of the Treasury  
Internal Revenue Service (99)

**Depreciation and Amortization**  
**(Including Information on Listed Property)**

**u Attach to your tax return.**

**u Information about Form 4562 and its separate instructions is at www.irs.gov/form4562.**

OMB No. 1545-0172

**2015**

Attachment  
Sequence No. **179**

Name(s) shown on return

**EL CAMINO REAL ALLIANCE**

Identifying number

**27-4855978**

Business or activity to which this form relates

**Indirect Depreciation**

**PRELIMINARY**

**Part I Election To Expense Certain Property Under Section 179**

**Note:** If you have any listed property, complete Part V before you complete Part I.

1	Maximum amount (see instructions)	1	500,000
2	Total cost of section 179 property placed in service (see instructions)	2	
3	Threshold cost of section 179 property before reduction in limitation (see instructions)	3	2,000,000
4	Reduction in limitation. Subtract line 3 from line 2. If zero or less, enter -0-	4	
5	Dollar limitation for tax year. Subtract line 4 from line 1. If zero or less, enter -0-. If married filing separately, see instructions	5	
6	(a) Description of property	(b) Cost (business use only)	(c) Elected cost
7	Listed property. Enter the amount from line 29	7	
8	Total elected cost of section 179 property. Add amounts in column (c), lines 6 and 7	8	
9	Tentative deduction. Enter the <b>smaller</b> of line 5 or line 8	9	
10	Carryover of disallowed deduction from line 13 of your 2014 Form 4562	10	
11	Business income limitation. Enter the smaller of business income (not less than zero) or line 5 (see instructions)	11	
12	Section 179 expense deduction. Add lines 9 and 10, but do not enter more than line 11	12	
13	Carryover of disallowed deduction to 2016. Add lines 9 and 10, less line 12	13	

**Note:** Do not use Part II or Part III below for listed property. Instead, use Part V.

**Part II Special Depreciation Allowance and Other Depreciation (Do not include listed property.) (See instructions.)**

14	Special depreciation allowance for qualified property (other than listed property) placed in service during the tax year (see instructions)	14	
15	Property subject to section 168(f)(1) election	15	
16	Other depreciation (including ACRS)	16	549,364

**Part III MACRS Depreciation (Do not include listed property.) (See instructions.)**

**Section A**

17	MACRS deductions for assets placed in service in tax years beginning before 2015	17	0
18	If you are electing to group any assets placed in service during the tax year into one or more general asset accounts, check here <input checked="" type="checkbox"/> <b>u</b>		

**Section B—Assets Placed in Service During 2015 Tax Year Using the General Depreciation System**

(a) Classification of property	(b) Month and year placed in service	(c) Basis for depreciation (business/investment use only—see instructions)	(d) Recovery period	(e) Convention	(f) Method	(g) Depreciation deduction
19a 3-year property						
b 5-year property						
c 7-year property						
d 10-year property						
e 15-year property						
f 20-year property						
g 25-year property			25 yrs.		S/L	
h Residential rental property			27.5 yrs.	MM	S/L	
i Nonresidential real property			27.5 yrs.	MM	S/L	
			39 yrs.	MM	S/L	

**Section C—Assets Placed in Service During 2015 Tax Year Using the Alternative Depreciation System**

20a Class life					S/L	
b 12-year			12 yrs.		S/L	
c 40-year			40 yrs.	MM	S/L	

**Part IV Summary (See instructions.)**

21	Listed property. Enter amount from line 28	21	
22	<b>Total.</b> Add amounts from line 12, lines 14 through 17, lines 19 and 20 in column (g), and line 21. Enter here and on the appropriate lines of your return. Partnerships and S corporations—see instructions	22	549,364
23	For assets shown above and placed in service during the current year, enter the portion of the basis attributable to section 263A costs	23	

**For Paperwork Reduction Act Notice, see separate instructions.**

Form **4562** (2015)

DAA

**There are no amounts for Page 2**



1366 EL CAMINO REAL ALLIANCE

27-4855978

FYE: 6/30/2016

# Federal Asset Report

## Form 990, Page 1

PRELIMINARY

Asset	Description	Date In Service	Cost	Bus Sec %	179 Bonus	Basis for Depr	Per Conv Meth	Prior	Current
<b>Other Depreciation:</b>									
1	1-COLOR & 3-BLACK & WHITE DIGITA	7/22/11	41,253			41,253	5 MO S/L	33,004	8,249
2	OPEN MESH PLYPROPYLENE WIND N	8/30/11	4,833			4,833	5 MO S/L	3,786	1,047
4	2-IMACS	9/05/11	2,298			2,298	5 MO S/L	1,762	536
5	2-WORKSTATIONS	9/13/11	2,226			2,226	5 MO S/L	1,707	519
6	RECEPTION DESK	9/13/11	2,161			2,161	5 MO S/L	1,657	504
7	FLEX CONDUCTOR SYSTEM	9/15/11	2,451			2,451	5 MO S/L	1,879	572
8	OPEN MESH POLYPROPYLENE WINDS	10/05/11	2,592			2,592	5 MO S/L	1,944	648
9	PROJECTOR	2/07/12	1,620			1,620	5 MO S/L	1,107	513
10	DELL LAPTOP	2/08/12	1,424			1,424	5 MO S/L	973	451
11	MACBOOK PRO	3/29/12	2,414			2,414	5 MO S/L	1,609	805
12	2-BIOMETRIC HAND READERS & SOFT	3/31/12	4,632			4,632	5 MO S/L	3,088	1,544
13	THEATRE DRAPES	5/30/12	11,995			11,995	5 MO S/L	7,597	4,398
14	VACUUM	8/20/12	1,029			1,029	5 MO S/L	601	428
15	FLOOR MACHINE PACESETTER	8/20/12	1,043			1,043	5 MO S/L	608	435
16	GOLF CART FOR SECURITY	9/13/12	4,058			4,058	5 MO S/L	2,300	1,758
17	POWERHEART AUTO CARDIAC SCIEN	10/22/12	2,080			2,080	5 MO S/L	1,144	936
20	CABINETS FOR BAND	11/05/12	14,996			14,996	5 MO S/L	7,998	6,998
21	B&W DIGITAL IMAGER	10/12/12	9,809			9,809	5 MO S/L	5,395	4,414
22	MACBOOK PRO	11/01/12	1,310			1,310	5 MO S/L	699	611
23	MACBOOK PRO	11/01/12	2,213			2,213	5 MO S/L	1,181	1,032
24	HORIZONTAL BLINDS	11/07/12	2,168			2,168	7 MO S/L	826	1,342
25	GOLF CART FOR SECURITY	12/11/12	4,597			4,597	5 MO S/L	2,375	2,222
26	2-POS SYSTEMS	2/25/13	4,780			4,780	5 MO S/L	2,310	2,470
27	LAWN MOWER	2/01/13	5,247			5,247	5 MO S/L	2,536	1,050
28	CARPET INSTALLATION	2/01/13	7,841			7,841	3 MO S/L	5,546	2,295
29	DESK	2/14/13	1,339			1,339	7 MO S/L	462	877
30	UNIVERSAL VISION SCREENER	3/22/13	2,485			2,485	5 MO S/L	1,160	1,325
31	TABLE	3/30/13	5,869			5,869	7 MO S/L	1,956	3,913
32	SECURITY SYSTEM INSTALLATION	4/26/13	43,415			43,415	5 MO S/L	19,537	8,683
33	RETROFIT POLE SIGN	4/26/13	7,684			7,684	5 MO S/L	3,458	1,536
34	ACER LAPTOP	5/14/13	1,659			1,659	5 MO S/L	719	940
35	BASS INSTRUMENT	5/24/13	2,256			2,256	5 MO S/L	978	1,278
36	2-SPEAKERS	6/04/13	2,239			2,239	5 MO S/L	933	1,306
37	AMPLIFIER	6/04/13	1,269			1,269	5 MO S/L	529	740
38	OBOE	6/13/13	2,179			2,179	5 MO S/L	908	1,271
39	BASS TROMBONE	6/13/13	1,809			1,809	5 MO S/L	754	1,055
40	TUBA	6/13/13	4,314			4,314	5 MO S/L	1,798	2,516
41	MARIMBA	6/13/13	4,739			4,739	5 MO S/L	1,975	2,764
42	VIBRAPHONE	6/13/13	4,747			4,747	5 MO S/L	1,978	2,769
43	MARIMBA	5/14/13	4,739			4,739	5 MO S/L	2,054	2,685
44	VIBRAPHONE	5/14/13	4,747			4,747	5 MO S/L	2,057	2,690
45	FRENCH HORN	5/14/13	1,299			1,299	5 MO S/L	563	736
46	FLOOR INSTALLATION - BUNGALOWS	6/25/13	93,138			93,138	3 MO S/L	62,931	30,207
48	SODEXO CAFETERIA EQUIPMENT	6/25/13	21,880			21,880	2 MO S/L	21,880	0
49	3-SIT & STAND DESKS	6/30/13	3,778			3,778	7 MO S/L	1,124	2,654
50	3-SQUARE SHOE DESKS	6/30/13	7,538			7,538	7 MO S/L	2,243	5,295
51	TENNIS COURTS RESURFACING	8/13/13	23,900			23,900	3 MO S/L	15,706	8,194
52	ARTIFICIAL TURF INSTALLATION	1/30/14	24,650			24,650	2 MO S/L	14,790	9,860
53	FENCE CONTRACT	4/30/14	1,688			1,688	2 MO S/L	938	750
54	CHAIN LINK BACK STOP REMOVAL &	3/12/14	3,423			3,423	3 MO S/L	1,956	1,467
55	CHAIN LINK BACK STOP REMOVAL &	5/06/14	9,061			9,061	2 MO S/L	4,879	4,182
56	REPAIR & STRIPING-BASKETBALL & '	5/14/14	8,400			8,400	2 MO S/L	4,523	3,877
57	CHAIN LINK FENCE INSTALLATION	6/16/14	8,640			8,640	2 MO S/L	4,493	4,147
58	SOFTBALL FIELD FENCE	6/30/14	3,423			3,423	2 MO S/L	1,780	1,643
59	CARPET INSTALLATION-AUDITORIUM	8/05/13	10,338			10,338	3 MO S/L	6,794	3,544
60	THEATRE SEATING INSTALLATION	8/05/13	30,000			30,000	3 MO S/L	19,714	10,286
61	LIGHT FIXTURE INSTALLATION-LAUS	11/15/13	7,991			7,991	3 MO S/L	4,994	2,997
62	2-EMERGENCY EVACUATION CHAIRS	9/18/13	4,132			4,132	5 MO S/L	1,515	2,617
63	BATTING CAGE	9/18/13	3,575			3,575	5 MO S/L	1,311	2,264
64	STATIONARY BLEACHERS	9/18/13	1,247			1,247	5 MO S/L	457	790
65	COMPUTER TOWER	8/21/13	1,689			1,689	5 MO S/L	647	1,042
66	APPLE LAPTOP	9/03/13	1,769			1,769	5 MO S/L	649	1,120
67	MACBOOK AIR	10/03/13	1,588			1,588	5 MO S/L	556	1,032
68	PORTABLE WHEELCHAIR LIFT	10/16/13	22,250			22,250	5 MO S/L	7,787	4,450
69	CHOIR RISERS	10/16/13	1,000			1,000	5 MO S/L	350	650
70	DATALINK SCANNER	10/30/13	1,848			1,848	5 MO S/L	647	1,201
71	2-WAY SPEAKER	10/30/13	1,440			1,440	5 MO S/L	504	936
72	APPLE COMPUTER	11/30/13	1,202			1,202	5 MO S/L	401	801

1366 EL CAMINO REAL ALLIANCE

27-4855978

FYE: 6/30/2016

Federal Asset Report

Form 990, Page 1

Asset	Description	Date In Service	Cost	Bus Sec %	179 Bonus	Basis for Depr	Per Conv Meth	Prior	Current
73	DIGITAL MIXER & BASS MODULE	11/30/13	2,559			2,559	5 MO S/L	833	1,706
74	SECURITY CAMERA PURCHASE & INS	12/26/13	6,454			6,454	5 MO S/L	2,144	4,410
75	10-IMACS & APPS	12/12/13	13,068			13,068	5 MO S/L	4,438	8,930
76	SCOREBOARD	2/07/14	19,531			19,531	5 MO S/L	5,534	13,997
77	CAMERA SYSTEM INSTALLATION	2/07/14	6,642			6,642	5 MO S/L	1,882	4,760
78	COMPUTER	2/11/14	1,148			1,148	5 MO S/L	325	823
79	MAC MINI	2/11/14	1,262			1,262	5 MO S/L	357	905
80	MACBOOK PRO	2/24/14	1,079			1,079	5 MO S/L	306	773
81	CAMERA SYSTEM INSTALLATION	2/28/14	6,642			6,642	5 MO S/L	1,882	4,760
82	3-DESKTOPS	2/28/14	2,997			2,997	5 MO S/L	849	2,148
83	2-DESKTOPS	2/28/14	2,178			2,178	5 MO S/L	617	1,561
84	HIGH JUMP PIT AND COVER	3/12/14	4,331			4,331	5 MO S/L	1,155	3,176
85	AUDIO ENHANCEMENT SYSTEM & IN	5/14/14	149,423			149,423	5 MO S/L	34,865	29,885
86	PAPER CUTTER & BLADE	5/30/14	2,844			2,844	5 MO S/L	664	2,180
87	AUDIO ENHANCEMENT INSTALLATIO	6/30/14	16,213			16,213	5 MO S/L	3,513	12,700
88	CHAIRS & TABLES	6/30/14	17,036			17,036	7 MO S/L	2,637	14,399
89	CHAIRS & TABLES	6/30/14	9,405			9,405	7 MO S/L	1,456	7,949
90	SKATEBOARD RACK AND INSTALLAT	10/14/14	1,783			1,783	2 MO S/L	764	1,019
91	ARTIFICIAL TURF INSTALLATION	1/20/15	48,090			48,090	2 MO S/L	16,030	32,060
92	BASEBALL AND SOFTBALL FIELD	4/30/15	15,337			15,337	1 MO S/L	3,067	12,270
93	3 MAC BOOKS, 3 IPADS	9/22/14	6,108			6,108	5 MO S/L	1,018	5,090
94	2 - DUAL PORT CHARGING	9/04/14	14,589			14,589	5 MO S/L	2,431	12,158
95	AUDIO SYSTEM	9/09/14	77,010			77,010	5 MO S/L	12,835	64,175
96	VANDAL CAMERA & INSTALLATION	10/13/14	2,576			2,576	5 MO S/L	386	2,190
97	3 - GOLF CARTS	11/14/14	12,917			12,917	5 MO S/L	1,722	11,195
98	APPLE COMPUTER MONITOR	11/25/14	1,097			1,097	5 MO S/L	146	951
99	MICROSOFT SURFACE PRO	11/25/14	5,911			5,911	5 MO S/L	788	5,123
100	1 - DA-LITE 38701 ELECTRIC PROJECT	12/17/14	9,175			9,175	5 MO S/L	1,070	2,093
101	INDUSTRIAL HEAVY DUTY WOOD SH	12/08/14	6,000			6,000	5 MO S/L	700	1,200
102	1 - MICROSOFT SURFACE & ACCESSO	12/23/14	1,862			1,862	5 MO S/L	217	373
103	1 - ECONOMY RF-1D REFRIGERATOR	12/30/14	1,559			1,559	5 MO S/L	182	312
104	2 - BIOMETRIC TIMECLOCKS	12/30/14	5,143			5,143	5 MO S/L	600	1,028
105	AUDIO ENHANCEMENT SYSTEM & IN	2/18/15	5,732			5,732	5 MO S/L	478	1,146
106	CAMERA MAINTENANCE & INSTALLA	3/27/15	2,070			2,070	5 MO S/L	138	414
107	APPLE COMPUTER	5/28/15	2,236			2,236	5 MO S/L	75	447
108	11 - ADJUSTABLE CARTS FOR MINI LA	6/24/15	15,839			15,839	5 MO S/L	264	3,168
109	TV MONITOR, 2 PC MONITORS	6/30/15	1,316			1,316	5 MO S/L	22	263
110	2 MACBOOKS FOR COLLEGE OFFICE	6/30/15	3,544			3,544	5 MO S/L	59	709
111	4 MACBOOKS	6/30/15	6,625			6,625	5 MO S/L	110	1,325
112	CHAIRS, TABLES, BENCHES	8/12/14	9,405			9,405	7 MO S/L	1,232	1,343
113	CHAIRS, TABLES, RECYCLE BINS	10/08/14	16,776			16,776	7 MO S/L	1,797	2,397
114	EVENT STAGE & INSTALLATION	10/13/14	12,575			12,575	7 MO S/L	1,347	1,797
115	FURNITURE, CHAIRS, TABLES	1/31/15	30,367			30,367	7 MO S/L	2,169	4,338
116	DEANS OFFICE FURNITURE	2/18/15	8,196			8,196	7 MO S/L	488	1,171
117	SCHOOL FURNITURE	2/24/15	5,010			5,010	7 MO S/L	298	716
118	REIMBURSE JULES SELTZER	3/17/15	5,010			5,010	7 MO S/L	239	715
119	EVENT STAGE & INSTALLATION	3/19/15	12,575			12,575	7 MO S/L	599	1,796
120	DEANS OFFICE FURNITURE	4/30/15	1,914			1,914	7 MO S/L	68	274
121	CHAIRS, TABLES, DRAWERS, FILES	5/22/15	11,296			11,296	7 MO S/L	269	1,614
122	FURNITURE	5/27/15	11,297			11,297	7 MO S/L	269	11,028
123	CHAIRS, TABLES	6/12/15	10,415			10,415	7 MO S/L	124	10,291
124	FURNITURE	6/30/15	10,878			10,878	7 MO S/L	130	1,554
125	FURNITURE	6/30/15	1,726			1,726	7 MO S/L	21	1,705
126	FURNITURE	6/30/15	7,684			7,684	7 MO S/L	91	1,098
127	FURNITURE	6/30/15	18,276			18,276	7 MO S/L	218	2,610
128	FURNITURE	6/30/15	2,254			2,254	7 MO S/L	27	2,227
129	MATH DEPT ROOM FURNITURE	6/30/15	10,415			10,415	7 MO S/L	124	1,488
130	LAND-7401 SHOUP AVENUE	12/01/15	2,019,964			2,019,964	0 -- Land	0	0
131	BUILDING-7401 SHOUP AVENUE	12/01/15	1,517,626			1,517,626	50 MO S/L	0	16,794
132	REMODELING PROJECT	1/30/16	139,468			139,468	5 MO S/L	0	13,947
133	KEYBOARD CONCEPTS-PIANO	8/26/15	46,106			46,106	7 MO S/L	0	6,038
134	8 X 28 PORTABLE STORAGE	9/03/15	7,898			7,898	7 MO S/L	0	940
135	SNACK SHACK SHED	10/05/15	5,380			5,380	7 MO S/L	0	576
136	FUNITURE	4/12/16	7,524			7,524	7 MO S/L	0	269
137	MOBILE MINI	6/30/16	21,281			21,281	7 MO S/L	0	0
<b>Total Other Depreciation</b>			<u>4,998,093</u>			<u>4,998,093</u>		<u>434,709</u>	<u>549,364</u>
<b>Total ACRS and Other Depreciation</b>			<u>4,998,093</u>			<u>4,998,093</u>		<u>434,709</u>	<u>549,364</u>

1366 EL CAMINO REAL ALLIANCE

27-4855978

FYE: 6/30/2016

# Federal Asset Report

## Form 990, Page 1

Asset	Description	Date In Service	Cost	Bus Sec %	179 Bonus	Basis for Dep	Per Conv Meth	Prior	Current
<b>PRELIMINARY</b>									
	<b>Grand Totals</b>		4,998,093			4,998,093		434,709	549,364
	<b>Less: Dispositions and Transfers</b>		0			0		0	0
	<b>Less: Start-up/Org Expense</b>		0			0		0	0
	<b>Net Grand Totals</b>		<u>4,998,093</u>			<u>4,998,093</u>		<u>434,709</u>	<u>549,364</u>

1366 EL CAMINO REAL ALLIANCE

27-4855978

FYE: 6/30/2016

# CA Asset Report

## Form 990, Page 1

Asset	Description	Date In Service	Cost	Basis for Depr	CA Prior	CA Current	Federal Current	Difference Fed - CA
<b>Other Depreciation:</b>								
1	1-COLOR & 3-BLACK & WHITE DIGITA	7/22/11	41,253	41,253	33,004	8,249	8,249	0
2	OPEN MESH PLYPROPYLENE WIND N	8/30/11	4,833	4,833	3,786	1,047	1,047	0
4	2-IMACS	9/05/11	2,298	2,298	1,762	536	536	0
5	2-WORKSTATIONS	9/13/11	2,226	2,226	1,707	519	519	0
6	RECEPTION DESK	9/13/11	2,161	2,161	1,657	504	504	0
7	FLEX CONDUCTOR SYSTEM	9/15/11	2,451	2,451	1,879	572	572	0
8	OPEN MESH POLYPROPYLENE WINDS	10/05/11	2,592	2,592	1,944	648	648	0
9	PROJECTOR	2/07/12	1,620	1,620	1,107	513	513	0
10	DELL LAPTOP	2/08/12	1,424	1,424	973	451	451	0
11	MACBOOK PRO	3/29/12	2,414	2,414	1,609	805	805	0
12	2-BIOMETRIC HAND READERS & SOFT	3/31/12	4,632	4,632	3,088	1,544	1,544	0
13	THEATRE DRAPES	5/30/12	11,995	11,995	7,597	4,398	4,398	0
14	VACUUM	8/20/12	1,029	1,029	601	428	428	0
15	FLOOR MACHINE PACESETTER	8/20/12	1,043	1,043	608	435	435	0
16	GOLF CART FOR SECURITY	9/13/12	4,058	4,058	2,300	1,758	1,758	0
17	POWERHEART AUTO CARDIAC SCIEN	10/22/12	2,080	2,080	1,144	936	936	0
20	CABINETS FOR BAND	11/05/12	14,996	14,996	7,998	6,998	6,998	0
21	B&W DIGITAL IMAGER	10/12/12	9,809	9,809	5,395	4,414	4,414	0
22	MACBOOK PRO	11/01/12	1,310	1,310	699	611	611	0
23	MACBOOK PRO	11/01/12	2,213	2,213	1,181	1,032	1,032	0
24	HORIZONTAL BLINDS	11/07/12	2,168	2,168	826	1,342	1,342	0
25	GOLF CART FOR SECURITY	12/11/12	4,597	4,597	2,375	2,222	2,222	0
26	2-POS SYSTEMS	2/25/13	4,780	4,780	2,310	2,470	2,470	0
27	LAWN MOWER	2/01/13	5,247	5,247	2,536	1,050	1,050	0
28	CARPET INSTALLATION	2/01/13	7,841	7,841	5,546	2,295	2,295	0
29	DESK	2/14/13	1,339	1,339	462	877	877	0
30	UNIVERSAL VISION SCREENER	3/22/13	2,485	2,485	1,160	1,325	1,325	0
31	TABLE	3/30/13	5,869	5,869	1,956	3,913	3,913	0
32	SECURITY SYSTEM INSTALLATION	4/26/13	43,415	43,415	19,537	8,683	8,683	0
33	RETROFIT POLE SIGN	4/26/13	7,684	7,684	3,458	1,536	1,536	0
34	ACER LAPTOP	5/14/13	1,659	1,659	719	940	940	0
35	BASS INSTRUMENT	5/24/13	2,256	2,256	978	1,278	1,278	0
36	2-SPEAKERS	6/04/13	2,239	2,239	933	1,306	1,306	0
37	AMPLIFIER	6/04/13	1,269	1,269	529	740	740	0
38	OBOE	6/13/13	2,179	2,179	908	1,271	1,271	0
39	BASS TROMBONE	6/13/13	1,809	1,809	754	1,055	1,055	0
40	TUBA	6/13/13	4,314	4,314	1,798	2,516	2,516	0
41	MARIMBA	6/13/13	4,739	4,739	1,975	2,764	2,764	0
42	VIBRAPHONE	6/13/13	4,747	4,747	1,978	2,769	2,769	0
43	MARIMBA	5/14/13	4,739	4,739	2,054	2,685	2,685	0
44	VIBRAPHONE	5/14/13	4,747	4,747	2,057	2,690	2,690	0
45	FRENCH HORN	5/14/13	1,299	1,299	563	736	736	0
46	FLOOR INSTALLATION - BUNGALOWS	6/25/13	93,138	93,138	62,931	30,207	30,207	0
48	SODEXO CAFETERIA EQUIPMENT	6/25/13	21,880	21,880	21,880	0	0	0
49	3-SIT & STAND DESKS	6/30/13	3,778	3,778	1,124	2,654	2,654	0
50	3-SQUARE SHOE DESKS	6/30/13	7,538	7,538	2,243	5,295	5,295	0
51	TENNIS COURTS RESURFACING	8/13/13	23,900	23,900	15,706	8,194	8,194	0
52	ARTIFICIAL TURF INSTALLATION	1/30/14	24,650	24,650	14,790	9,860	9,860	0
53	FENCE CONTRACT	4/30/14	1,688	1,688	938	750	750	0
54	CHAIN LINK BACK STOP REMOVAL &	3/12/14	3,423	3,423	1,956	1,467	1,467	0
55	CHAIN LINK BACK STOP REMOVAL &	5/06/14	9,061	9,061	4,879	4,182	4,182	0
56	REPAIR & STRIPING-BASKETBALL & '	5/14/14	8,400	8,400	4,523	3,877	3,877	0
57	CHAIN LINK FENCE INSTALLATION	6/16/14	8,640	8,640	4,493	4,147	4,147	0
58	SOFTBALL FIELD FENCE	6/30/14	3,423	3,423	1,780	1,643	1,643	0
59	CARPET INSTALLATION-AUDITORIUM	8/05/13	10,338	10,338	6,794	3,544	3,544	0
60	THEATRE SEATING INSTALLATION	8/05/13	30,000	30,000	19,714	10,286	10,286	0
61	LIGHT FIXTURE INSTALLATION-LAUS	11/15/13	7,991	7,991	4,994	2,997	2,997	0
62	2-EMERGENCY EVACUATION CHAIRS	9/18/13	4,132	4,132	1,515	2,617	2,617	0
63	BATTING CAGE	9/18/13	3,575	3,575	1,311	2,264	2,264	0
64	STATIONARY BLEACHERS	9/18/13	1,247	1,247	457	790	790	0
65	COMPUTER TOWER	8/21/13	1,689	1,689	647	1,042	1,042	0
66	APPLE LAPTOP	9/03/13	1,769	1,769	649	1,120	1,120	0
67	MACBOOK AIR	10/03/13	1,588	1,588	556	1,032	1,032	0
68	PORTABLE WHEELCHAIR LIFT	10/16/13	22,250	22,250	7,787	4,450	4,450	0
69	CHOIR RISERS	10/16/13	1,000	1,000	350	650	650	0
70	DATALINK SCANNER	10/30/13	1,848	1,848	647	1,201	1,201	0
71	2-WAY SPEAKER	10/30/13	1,440	1,440	504	936	936	0
72	APPLE COMPUTER	11/30/13	1,202	1,202	401	801	801	0

PRELIMINARY

1366 EL CAMINO REAL ALLIANCE

27-4855978

FYE: 6/30/2016

CA Asset Report

Form 990, Page 1

Asset	Description	Date In Service	Cost	Basis for Depr	CA Prior	CA Current	Federal Current	Difference Fed - CA
73	DIGITAL MIXER & BASS MODULE	11/30/13	2,559	2,559	833	1,706	1,706	0
74	SECURITY CAMERA PURCHASE & INS	12/26/13	6,454	6,454	2,044	4,410	4,410	0
75	10-IMACS & APPS	12/12/13	13,068	13,068	4,138	8,930	8,930	0
76	SCOREBOARD	2/07/14	19,531	19,531	5,534	13,997	13,997	0
77	CAMERA SYSTEM INSTALLATION	2/07/14	6,642	6,642	1,882	4,760	4,760	0
78	COMPUTER	2/11/14	1,148	1,148	325	823	823	0
79	MAC MINI	2/11/14	1,262	1,262	357	905	905	0
80	MACBOOK PRO	2/24/14	1,079	1,079	306	773	773	0
81	CAMERA SYSTEM INSTALLATION	2/28/14	6,642	6,642	1,882	4,760	4,760	0
82	3-DESKTOPS	2/28/14	2,997	2,997	849	2,148	2,148	0
83	2-DESKTOPS	2/28/14	2,178	2,178	617	1,561	1,561	0
84	HIGH JUMP PIT AND COVER	3/12/14	4,331	4,331	1,155	3,176	3,176	0
85	AUDIO ENHANCEMENT SYSTEM & IN	5/14/14	149,423	149,423	34,865	29,885	29,885	0
86	PAPER CUTTER & BLADE	5/30/14	2,844	2,844	664	2,180	2,180	0
87	AUDIO ENHANCEMENT INSTALLATIO	6/30/14	16,213	16,213	3,513	12,700	12,700	0
88	CHAIRS & TABLES	6/30/14	17,036	17,036	2,637	14,399	14,399	0
89	CHAIRS & TABLES	6/30/14	9,405	9,405	1,456	7,949	7,949	0
90	SKATEBOARD RACK AND INSTALLAT	10/14/14	1,783	1,783	764	1,019	1,019	0
91	ARTIFICIAL TURF INSTALLATION	1/20/15	48,090	48,090	16,030	32,060	32,060	0
92	BASEBALL AND SOFTBALL FIELD	4/30/15	15,337	15,337	3,067	12,270	12,270	0
93	3 MAC BOOKS, 3 IPADS	9/22/14	6,108	6,108	1,018	5,090	5,090	0
94	2 - DUAL PORT CHARGING	9/04/14	14,589	14,589	2,431	12,158	12,158	0
95	AUDIO SYSTEM	9/09/14	77,010	77,010	12,835	64,175	64,175	0
96	VANDAL CAMERA & INSTALLATION	10/13/14	2,576	2,576	386	2,190	2,190	0
97	3 - GOLF CARTS	11/14/14	12,917	12,917	1,722	11,195	11,195	0
98	APPLE COMPUTER MONITOR	11/25/14	1,097	1,097	146	951	951	0
99	MICROSOFT SURFACE PRO	11/25/14	5,911	5,911	788	5,123	5,123	0
100	1 - DA-LITE 38701 ELECTRIC PROJECT	12/17/14	9,175	9,175	1,070	2,093	2,093	0
101	INDUSTRIAL HEAVY DUTY WOOD SH	12/08/14	6,000	6,000	700	1,200	1,200	0
102	1 - MICROSOFT SURFACE & ACCESSO	12/23/14	1,862	1,862	217	373	373	0
103	1 - ECONOMY RF-1D REFRIGERATOR	12/30/14	1,559	1,559	182	312	312	0
104	2 - BIOMETRIC TIMECLOCKS	12/30/14	5,143	5,143	600	1,028	1,028	0
105	AUDIO ENHANCEMENT SYSTEM & IN	2/18/15	5,732	5,732	478	1,146	1,146	0
106	CAMERA MAINTENANCE & INSTALLA	3/27/15	2,070	2,070	138	414	414	0
107	APPLE COMPUTER	5/28/15	2,236	2,236	75	447	447	0
108	11 - ADJUSTABLE CARTS FOR MINI LA	6/24/15	15,839	15,839	264	3,168	3,168	0
109	TV MONITOR, 2 PC MONITORS	6/30/15	1,316	1,316	22	263	263	0
110	2 MACBOOKS FOR COLLEGE OFFICE	6/30/15	3,544	3,544	59	709	709	0
111	4 MACBOOKS	6/30/15	6,625	6,625	110	1,325	1,325	0
112	CHAIRS, TABLES, BENCHES	8/12/14	9,405	9,405	1,232	1,343	1,343	0
113	CHAIRS, TABLES, RECYCLE BINS	10/08/14	16,776	16,776	1,797	2,397	2,397	0
114	EVENT STAGE & INSTALLATION	10/13/14	12,575	12,575	1,347	1,797	1,797	0
115	FURNITURE, CHAIRS, TABLES	1/31/15	30,367	30,367	2,169	4,338	4,338	0
116	DEANS OFFICE FURNITURE	2/18/15	8,196	8,196	488	1,171	1,171	0
117	SCHOOL FURNITURE	2/24/15	5,010	5,010	298	716	716	0
118	REIMBURSE JULES SELTZER	3/17/15	5,010	5,010	239	715	715	0
119	EVENT STAGE & INSTALLATION	3/19/15	12,575	12,575	599	1,796	1,796	0
120	DEANS OFFICE FURNITURE	4/30/15	1,914	1,914	68	274	274	0
121	CHAIRS, TABLES, DRAWERS, FILES	5/22/15	11,296	11,296	269	1,614	1,614	0
122	FURNITURE	5/27/15	11,297	11,297	269	11,028	11,028	0
123	CHAIRS, TABLES	6/12/15	10,415	10,415	124	10,291	10,291	0
124	FURNITURE	6/30/15	10,878	10,878	130	1,554	1,554	0
125	FURNITURE	6/30/15	1,726	1,726	21	1,705	1,705	0
126	FURNITURE	6/30/15	7,684	7,684	91	1,098	1,098	0
127	FURNITURE	6/30/15	18,276	18,276	218	2,610	2,610	0
128	FURNITURE	6/30/15	2,254	2,254	27	2,227	2,227	0
129	MATH DEPT ROOM FURNITURE	6/30/15	10,415	10,415	124	1,488	1,488	0
130	LAND-7401 SHOUP AVENUE	12/01/15	2,019,964	2,019,964	0	0	0	0
131	BUILDING-7401 SHOUP AVENUE	12/01/15	1,517,626	1,517,626	0	16,794	16,794	0
132	REMODELING PROJECT	1/30/16	139,468	139,468	0	13,947	13,947	0
133	KEYBOARD CONCEPTS-PIANO	8/26/15	46,106	46,106	0	6,038	6,038	0
134	8 X 28 PORTABLE STORAGE	9/03/15	7,898	7,898	0	940	940	0
135	SNACK SHACK SHED	10/05/15	5,380	5,380	0	576	576	0
136	FUNITURE	4/12/16	7,524	7,524	0	269	269	0
137	MOBILE MINI	6/30/16	21,281	21,281	0	0	0	0
<b>Total Other Depreciation</b>			<u>4,998,093</u>	<u>4,998,093</u>	<u>434,709</u>	<u>549,364</u>	<u>549,364</u>	<u>0</u>
<b>Total ACRS and Other Depreciation</b>			<u>4,998,093</u>	<u>4,998,093</u>	<u>434,709</u>	<u>549,364</u>	<u>549,364</u>	<u>0</u>

1366 EL CAMINO REAL ALLIANCE

27-4855978

FYE: 6/30/2016

# CA Asset Report

## Form 990, Page 1

Asset	Description	Date In Service	Cost	Basis for Depr	CA Prior	CA Current	Federal Current	Difference Fed - CA
<b>PRELIMINARY</b>								
	<b>Grand Totals</b>		4,998,093	4,998,093	434,709	549,364	549,364	0
	<b>Less: Dispositions</b>		0	0	0	0	0	0
	<b>Less: Start-up/Org Expense</b>		0	0	0	0	0	0
	<b>Net Grand Totals</b>		<u>4,998,093</u>	<u>4,998,093</u>	<u>434,709</u>	<u>549,364</u>	<u>549,364</u>	<u>0</u>

034

Date Accepted \_\_\_\_\_

DO NOT MAIL THIS FORM TO THE FTB

TAXABLE YEAR

2015

California e-file Return Authorization for Exempt Organizations

FORM

8453-EO

Exempt Organization name

EL CAMINO REAL ALLIANCE

Identifying number

27-4855978

PRELIMINARY

Part I Electronic Return Information (whole dollars only)

1	Total gross receipts (Form 199, line 4)	1	39,616,037
2	Total gross income (Form 199, line 8)	2	39,616,037
3	Total expenses and disbursements (Form 199, Line 9)	3	35,873,516

Part II Settle Your Account Electronically for Taxable Year 2015

4  Electronic funds withdrawal 4a Amount \_\_\_\_\_ 4b Withdrawal date (mm/dd/yyyy) \_\_\_\_\_

Part III Banking Information (Have you verified the exempt organization's banking information?)

5 Routing number \_\_\_\_\_ 6 Account number \_\_\_\_\_ 7 Type of account:  Checking  Savings

Part IV Declaration of Officer

I authorize the exempt organization's account to be settled as designated in Part II. If I check Part II, Box 4, I authorize an electronic funds withdrawal for the amount listed on line 4a.

Under penalties of perjury, I declare that I am an officer of the above exempt organization and that the information I provided to my electronic return originator (ERO), transmitter, or intermediate service provider and the amounts in Part I above agree with the amounts on the corresponding lines of the exempt organization's 2015 California electronic return. To the best of my knowledge and belief, the exempt organization's return is true, correct, and complete. If the exempt organization is filing a balance due return, I understand that if the Franchise Tax Board (FTB) does not receive full and timely payment of the exempt organization's fee liability, the exempt organization will remain liable for the fee liability and all applicable interest and penalties. I authorize the exempt organization return and accompanying schedules and statements be transmitted to the FTB by the ERO, transmitter, or intermediate service provider. If the processing of the exempt organization's return or refund is delayed, I authorize the FTB to disclose to the ERO or intermediate service provider, the reason(s) for the delay.

Sign Here

Signature of officer

02/10/17 Date

PRINCIPAL Title

Part V Declaration of Electronic Return Originator (ERO) and Paid Preparer. See instructions.

I declare that I have reviewed the above exempt organization's return and that the entries on form FTB 8453-EO are complete and correct to the best of my knowledge. (If I am only an intermediate service provider, I understand that I am not responsible for reviewing the exempt organization's return. I declare, however, that form FTB 8453-EO accurately reflects the data on the return.) I have obtained the organization officer's signature on form FTB 8453-EO before transmitting this return to the FTB; I have provided the organization officer with a copy of all forms and information that I will file with the FTB, and I have followed all other requirements described in FTB Pub. 1345, 2015 e-file Handbook for Authorized e-file Providers. I will keep form FTB 8453-EO on file for four years from the due date of the return or four years from the date the exempt organization return is filed, whichever is later, and I will make a copy available to the FTB upon request. If I am also the paid preparer, under penalties of perjury, I declare that I have examined the above exempt organization's return and accompanying schedules and statements, and to the best of my knowledge and belief, they are true, correct, and complete. I make this declaration based on all information of which I have knowledge.

**ERO Must Sign**

ERO's signature	u	Date	Check if also paid preparer	<input checked="" type="checkbox"/>	Check if self-employed	<input type="checkbox"/>	ERO's PTIN	P00358287
Firm's name (or yours if self-employed) and address	u FEDDERSEN & COMPANY LLP 28632 ROADSIDE DR STE 265 AGOURA HILLS CA						FEIN	95-3239468
							ZIP code	91301-6300

Under penalties of perjury, I declare that I have examined the above organization's return and accompanying schedules and statements, and to the best of my knowledge and belief, they are true, correct, and complete. I make this declaration based on all information of which I have knowledge.

**Paid Preparer Must Sign**

Paid preparer's signature	u	Date	Check if self-employed	<input type="checkbox"/>	Paid preparer's PTIN		
Firm's name (or yours if self-employed) and address	u _____					FEIN	
						ZIP code	

TAXABLE YEAR **California Exempt Organization**  
**2015 Annual Information Return**

FORM

**199**

Calendar Year 2015 or fiscal year beginning (mm/dd/yyyy) **07/01/2015**, and ending (mm/dd/yyyy) **06/30/2016**

Corporation/Organization name **EL CAMINO REAL ALLIANCE** California corporation number **3327864**

Additional information. See instructions. FEIN **27-4855978**

Street address (suite or room) **5440 VALLEY CIRCLE BLVD** PMB no.

City **WOODLAND HILLS** State **CA** Zip code **91367**

Foreign country name Foreign province/state/county Foreign postal code

**A** First Return  Yes  No  
**B** Amended Return  Yes  No  
**C** IRC Section 4947(a)(1) trust  Yes  No  
**D** Final Information Return?  
**I**  Dissolved  Surrendered (Withdrawn)  Merged/Reorganized  
Enter date: (mm/dd/yyyy) **I**  
**E** Check accounting method: (1)  Cash (2)  Accrual (3)  Other  
**F** Federal return filed? (1)  990T (2)  990-PF (3)  Sch H (990)  
(4)  Other 990 series  
**G** Is this a group filing? See instructions  Yes  No  
**H** Is this organization in a group exemption?  Yes  No  
If "Yes," what is the parent's name?  
**I** Did the organization have any changes to its guidelines not reported to the FTB? See instructions.  Yes  No  
**J** If exempt under R&TC Section 23701d, has the organization engaged in political activities? See instructions. **N/A**  Yes  No  
**K** Is the organization exempt under R&TC Section 23701g?  Yes  No  
If "Yes," enter the gross receipts from nonmember sources: \$  
**L** If organization is exempt under R&TC Section 23701d and meets the filing fee exception, check box.  
No filing fee is required   
**M** Is the organization a Limited Liability Company?  Yes  No  
**N** Did the organization file Form 100 or Form 109 to report taxable income?  Yes  No  
**O** Is the organization under audit by the IRS or has the IRS audited in a prior year?  Yes  No  
**P** Is federal Form 1023/1024 pending?  Yes  No  
Date filed with IRS

**Part I Complete Part I unless not required to file this form. See General Instructions B and C.**

<b>Receipts and Revenues</b>	<b>1</b> Gross sales or receipts from other sources. From Side 2, Part II, line 8	<b>1</b>	<b>1,941,835</b>	<b>00</b>
	<b>2</b> Gross dues and assessments from members and affiliates	<b>2</b>		<b>00</b>
	<b>3</b> Gross contributions, gifts, grants, and similar amounts received	<b>3</b>	<b>37,674,202</b>	<b>00</b>
	<b>4</b> Total gross receipts for filing requirement test. Add line 1 through line 3. <b>This line must be completed.</b> If the result is less than \$50,000, see General Instruction B	<b>4</b>	<b>39,616,037</b>	<b>00</b>
	<b>5</b> Cost of goods sold	<b>5</b>		<b>00</b>
	<b>6</b> Cost or other basis, and sales expenses of assets sold	<b>6</b>		<b>00</b>
	<b>7</b> Total costs. Add line 5 and line 6	<b>7</b>		<b>00</b>
	<b>8</b> Total gross income. Subtract line 7 from line 4	<b>8</b>	<b>39,616,037</b>	<b>00</b>
<b>Expenses</b>	<b>9</b> Total expenses and disbursements. From Side 2, Part II, line 18	<b>9</b>	<b>35,873,516</b>	<b>00</b>
	<b>10</b> Excess of receipts over expenses and disbursements. Subtract line 9 from line 8	<b>10</b>	<b>3,742,521</b>	<b>00</b>
<b>Filing Fee</b>	<b>11</b> Total payments	<b>11</b>		<b>00</b>
	<b>12</b> Use tax. See General Instruction K	<b>12</b>		<b>00</b>
	<b>13</b> Payment balance. If line 11 is more than line 12, subtract line 12 from line 11	<b>13</b>		<b>00</b>
	<b>14</b> Use tax balance. If line 12 is more than line 11, subtract line 11 from line 12	<b>14</b>		<b>00</b>
	<b>15</b> Filing fee \$10 or \$25. See General Instruction F	<b>15</b>		<b>00</b>
	<b>16</b> Penalties and Interest. See General Instruction J	<b>16</b>		<b>00</b>
	<b>17</b> <b>Balance due.</b> Add line 12, line 15, and line 16. Then subtract line 11 from the result	<b>17</b>		<b>00</b>

**Sign Here** Under penalties of perjury, I declare that I have examined this return, including accompanying schedules and statements, and to the best of my knowledge and belief, it is true, correct, and complete. Declaration of preparer (other than taxpayer) is based on all information of which preparer has any knowledge.

Signature of officer **u** Title **PRINCIPAL** Date Telephone **818-595-7500**

**Paid Preparer's Use Only** Preparer's signature **u** Date **02/10/2017** Check if self-employed  PTIN **P00358287**

Firm's name **u FEDDERSEN & COMPANY LLP** FEIN **95-3239468**  
(or yours, if self-employed) **28632 ROADSIDE DR STE 265**  
and address **AGOURA HILLS, CA 91301-6300** Telephone **818-707-4111**

May the FTB discuss this return with the preparer shown above? See instructions  Yes  No



**EL CAMINO REAL ALLIANCE**

**27-4855978**

**Part II** Organizations with gross receipts of more than \$50,000 and private foundations regardless of amount of gross receipts — complete Part II or furnish substitute information.

<b>Receipts from Other Sources</b>	1	Gross sales or receipts from all business activities. See instructions	1		00
	2	Interest	2	2,558	00
	3	Dividends	3		00
	4	Gross rents			00
	5	Gross royalties	5		00
	6	Gross amount received from sale of assets (See Instructions)	6		00
	7	Other income. Attach schedule <b>SEE STATEMENT 1</b>	7	1,939,277	00
	8	<b>Total</b> gross sales or receipts from other sources. Add line 1 through line 7. Enter here and on Side 1, Part I, line 1	8	1,941,835	00
	9	Contributions, gifts, grants, and similar amounts paid. Attach schedule	9		00
	10	Disbursements to or for members	10		00
	11	Compensation of officers, directors, and trustees. Attach schedule <b>SEE STATEMENT 2</b>	11	320,996	00
	12	Other salaries and wages	12	19,124,681	00
	13	Interest	13		00
	14	Taxes	14		00
	15	Rents	15	621,035	00
	16	Depreciation and depletion (See instructions)	16	549,364	00
	17	Other Expenses and Disbursements. Attach schedule. <b>SEE STATEMENT 3</b>	17	15,257,440	00
	18	<b>Total</b> expenses and disbursements. Add line 9 through line 17. Enter here and on Side 1, Part I, line 9	18	35,873,516	00

PRELIMINARY

Schedule L Balance Sheets	Beginning of taxable year		End of taxable year	
	(a)	(b)	(c)	(d)
<b>Assets</b>				
1 Cash		12,742,481		12,676,677
2 Net accounts receivable		3,152,569		3,305,922
3 Net notes receivable				
4 Inventories				
5 Federal and state government obligations				
6 Investments in other bonds				
7 Investments in stock				
8 Mortgage loans				
9 Other investments. Attach schedule				
10 a Depreciable assets	1,232,837		2,978,120	
b Less accumulated depreciation	(434,709)	798,128	(984,073)	1,994,047
11 Land				2,019,964
12 Other assets. Attach schedule <b>STMT 4</b>		876,583		419,171
13 <b>Total assets</b>		17,569,761		20,415,781
<b>Liabilities and net worth</b>				
14 Accounts payable		1,495,325		1,192,174
15 Contributions, gifts, or grants payable				
16 Bonds and notes payable				
17 Mortgages payable				
18 Other liabilities. Attach schedule <b>STMT 5</b>		1,716,760		1,066,244
19 Capital stock or principal fund				
20 Paid-in or capital surplus. Attach reconciliation				
21 Retained earnings or income fund		14,357,676		18,157,363
22 <b>Total liabilities and net worth</b>		17,569,761		20,415,781

Schedule M-1 Reconciliation of income per books with income per return					
Do not complete this schedule if the amount on Schedule L, line 13, column (d), is less than \$50,000.					
1	Net income per books	3,799,687	7	Income recorded on books this year not included in this return. Attach schedule <b>SEE STMT 6</b>	57,166
2	Federal income tax		8	Deductions in this return not charged against book income this year. Attach schedule	
3	Excess of capital losses over capital gains		9	Total. Add line 7 and line 8	57,166
4	Income not recorded on books this year. Attach schedule		10	Net income per return. Subtract line 9 from line 6	3,742,521
5	Expenses recorded on books this year not deducted in this return. Attach schedule				
6	<b>Total.</b> Add line 1 through line 5	3,799,687			

1366 EL CAMINO REAL ALLIANCE

27-4855978

FYE: 6/30/2016

# California Statements

Statement 1 - Form 199, Part II, Line 7 - Other Income

# PRELIMINARY

Description	Amount
ALL OTHER LOCAL REVENUE	\$ 1,888,480
FOOD SERVICE SALES	50,797
Total	<u>\$ 1,939,277</u>

1366 EL CAMINO REAL ALLIANCE

27-4855978

FYE: 6/30/2016

## California Statements

# PRELIMINARY

Statement 2 - Form 199, Part II, Line 11 - Officer Compensation

Name		Address			Title	Avg Hrs	Compensation Amount
City	State	Zip					
JONATHAN WASSER					PRESIDENT	1.00	
DONNA SLAMON					SECRETARY	1.00	
JACKIE KEENE					TREASURER	1.00	
DENNY THOMPSON					MEMBER	1.00	
ODUS CALDWELL					MEMBER	1.00	
LARRY RUBIN					MEMBER	1.00	
PETER VASTENHOLD					MEMBER	1.00	
DAVID HUSSEY					PRINCIPAL	40.00	152,908
MARSHALL MAYOTTE					CBO	40.00	168,088
Total							<u>320,996</u>

1366 EL CAMINO REAL ALLIANCE

27-4855978

FYE: 6/30/2016

**California Statements****Statement 3 - Form 199, Part II, Line 17 - Other Expenses**

Description	Amount
HEALTH & WELFARE	\$ 3,284,671
OTHER BENEFITS	1,658,289
OASDI / MEDICARE	492,411
SUI	9,915
WORKERS COMPENSATION	180,874
BACKOFFICE FEES	237,533
LEGAL FEES	333,305
INSTRUCTIONAL CONSULTANTS	791,926
NONINSTRUCTIONAL CONSULTANTS	558,841
TRAVEL AND CONFERENCES	113,079
BOOKS AND SUPPLIES	2,653,766
DUES AND MEMBERSHIPS	243,672
EQUIPMENT LEASES	81,743
SPECIAL ED FAIR SHARE	535,055
DISTRICT OVERSIGHT FEE	301,008
FEES/BANK CHARGES	54,944
FUNDRAISING COSTS	2,751
STRS & PERS	1,966,958
MARKETING / RECRUITMENT	6,760
COMMUNICATIONS	110,412
INSURANCE	188,127
PAYROLL FEES	3,213
OPERATIONS & HOUSEKEEPING	860,787
PUPIL FIELDTRIPS	261,674
PY UNACCRUED EXPENSES	243,176
PY OVERACCRUED REVENUES	82,550
Total	<u>\$15,257,440</u>

**Statement 4 - Form 199, Schedule L, Line 12 - Other Assets**

Description	Beginning of Year	End of Year
CONSTRUCTION IN PROGRESS	\$ 201,814	\$ 47,597
Prepaid Expenses	674,769	371,574
Total	<u>\$ 876,583</u>	<u>\$ 419,171</u>

**Statement 5 - Form 199, Schedule L, Line 18 - Other Liabilities**

Description	Beginning of Year	End of Year
DUE TO GRANTOR GOVERNMENT	\$ 734,455	\$ 16,643
DUE TO OTHER AGENCIES		198,613
Deferred Revenue	982,305	850,988
Total	<u>\$ 1,716,760</u>	<u>\$ 1,066,244</u>

1366 EL CAMINO REAL ALLIANCE

27-4855978

FYE: 6/30/2016

## California Statements

### Statement 6 - Form 199, Schedule M-1, Line 7 - Income Recorded on Books

**PRELIMINARY**

Description	Amount
Net unrealized gains	\$ 57,166
Total	\$ 57,166

TAXABLE YEAR

2015

# Corporation Depreciation and Amortization

CALIFORNIA FORM

3885

Attach to Form 100 or Form 100W. **FORM 199**

Corporation name

**EL CAMINO REAL ALLIANCE**

California corporation number

**3327864**

## Part I Election To Expense Certain Property Under IRC Section 179

**PRELIMINARY**

1	Maximum deduction under IRC Section 179 for California	
2	Total cost of IRC Section 179 property placed in service	2
3	Threshold cost of IRC Section 179 property before reduction in limitation	3
4	Reduction in limitation. Subtract line 3 from line 2. If zero or less, enter -0-	4
5	Dollar limitation for taxable year. Subtract line 4 from line 1. If zero or less, enter -0-	5
<b>(a) Description of property</b>		<b>(b) Cost (business use only)</b>
<b>(c) Elected cost</b>		
6	Listed property (elected IRC Section 179 cost)	7
8	Total elected cost of IRC Section 179 property. Add amounts in column (c), line 6 and line 7	8
9	Tentative deduction. Enter the <b>smaller</b> of line 5 or line 8	9
10	Carryover of disallowed deduction from prior taxable years	10
11	Business income limitation. Enter the smaller of business income (not less than zero) or line 5	11
12	IRC Section 179 expense deduction. Add line 9 and line 10, but do not enter more than line 11	12
13	Carryover of disallowed deduction to 2016. Add line 9 and line 10, less line 12	13

## Part II Depreciation and Election of Additional First Year Depreciation Deduction Under R&TC Section 24356

(a) Description of property	(b) Date acquired (mm/dd/yyyy)	(c) Cost or other basis	(d) Depreciation allowed or allowable in earlier years	(e) Depreciation method	(f) Life or rate	(g) Depreciation for this year	(h) Additional first year depreciation
14	<b>SEE STATEMENT 1</b>	<b>1</b>				<b>549,364</b>	
15	Add the amounts in column (g) and column (h). The total of column (h) may not exceed \$2,000. See instructions for line 14, column (h)					<b>15</b>	<b>549,364</b>

## Part III Summary

16	Total: If the corporation is electing: IRC Section 179 expense, add the amount on line 12 and line 15, column (g) or Additional first year depreciation under R&TC Section 24356, add the amounts on line 15, columns (g) and (h) or Depreciation (if no election is made), enter the amount from line 15, column (g)	<b>16</b>	<b>549,364</b>
17	Total depreciation claimed for federal purposes from federal Form 4562, line 22	<b>17</b>	
18	Depreciation adjustment. If line 17 is greater than line 16, enter the difference here and on Form 100 or Form 100W, Side 1, line 6. If line 17 is less than line 16, enter the difference here and on Form 100 or Form 100W, Side 2, line 12. (If California depreciation amounts are used to determine net income before state adjustments on Form 100 or Form 100W, no adjustment is necessary.)	<b>18</b>	

## Part IV Amortization

(a) Description of property	(b) Date acquired (mm/dd/yyyy)	(c) Cost or other basis	(d) Amortization allowed or allowable in earlier years	(e) R&TC section (see instructions)	(f) Period or percentage	(g) Amortization for this year	
19							
20	Total. Add the amounts in column (g)					<b>20</b>	
21	Total amortization claimed for federal purposes from federal Form 4562, line 44					<b>21</b>	
22	Amortization adjustment. If line 21 is greater than line 20, enter the difference here and on Form 100 or Form 100W, Side 1, line 6. If line 21 is less than line 20, enter the difference here and on Form 100 or Form 100W, Side 2, line 12					<b>22</b>	

1366 EL CAMINO REAL ALLIANCE

27-4855978

FYE: 6/30/2016

## California Statements

PRELIMINARY

## Indirect Depreciation

## Statement 1 - Form 3885, Part II, Line 14 - Depreciation Detail Information

Description	Date Acquired	Cost / Basis	Accum Depr	Method	Life / Rate	Current Depr	Add'l 1st Year
BUILDING-7401 SHOUP AVENUE REMODELING PROJECT	12/01/15	\$ 1,517,626	\$	S/L	50.00	\$ 16,794	\$
KEYBOARD CONCEPTS-PIANO	1/30/16	139,468		S/L	5.00	13,947	
8 X 28 PORTABLE STORAGE	8/26/15	46,106		S/L	7.00	6,038	
SNACK SHACK SHED	9/03/15	7,898		S/L	7.00	940	
FUNITURE	10/05/15	5,380		S/L	7.00	576	
1-COLOR & 3-BLACK & WHITE DIGITAL IMAGERS	4/12/16	7,524		S/L	7.00	269	
OPEN MESH PLYPROPYLENE WIND NETTING	7/22/11	41,253	33,004	S/L	5.00	8,249	
2-IMACS	8/30/11	4,833	3,786	S/L	5.00	1,047	
2-WORKSTATIONS	9/05/11	2,298	1,762	S/L	5.00	536	
RECEPTION DESK	9/13/11	2,226	1,707	S/L	5.00	519	
FLEX CONDUCTOR SYSTEM	9/13/11	2,161	1,657	S/L	5.00	504	
OPEN MESH POLYPROPYLENE WINDSCREEN	9/15/11	2,451	1,879	S/L	5.00	572	
PROJECTOR	10/05/11	2,592	1,944	S/L	5.00	648	
DELL LAPTOP	2/07/12	1,620	1,107	S/L	3.00	513	
MACBOOK PRO	2/08/12	1,424	973	S/L	5.00	451	
2-BIOMETRIC HAND READERS & SOFTWARE	3/29/12	2,414	1,609	S/L	5.00	805	
	3/31/12	4,632	3,088	S/L	5.00	1,544	

1366 EL CAMINO REAL ALLIANCE

27-4855978

FYE: 6/30/2016

## California Statements

PRELIMINARY

## Indirect Depreciation

## Statement 1 - Form 3885, Part II, Line 14 - Depreciation Detail Information (continued)

Description	Date Acquired	Cost / Basis	Accum Depr	Method	Life / Rate	Current Depr	Add'l 1st Year
THEATRE DRAPES	5/30/12	\$ 11,995	\$ 7,597	S/L	5.00	\$ 4,398	\$
VACUUM	8/20/12	1,029	601	S/L	5.00	428	
FLOOR MACHINE PACESETTER	8/20/12	1,043	608	S/L	5.00	435	
GOLF CART FOR SECURITY	9/13/12	4,058	2,300	S/L	5.00	1,758	
POWERHEART AUTO CARDIAC SCIENCE	10/22/12	2,080	1,144	S/L	5.00	936	
CABINETS FOR BAND	11/05/12	14,996	7,998	S/L	5.00	6,998	
B&W DIGITAL IMAGER	10/12/12	9,809	5,395	S/L	5.00	4,414	
MACBOOK PRO	11/01/12	1,310	699	S/L	5.00	611	
MACBOOK PRO	11/01/12	2,213	1,181	S/L	5.00	1,032	
HORIZONTAL BLINDS	11/07/12	2,168	826	S/L	7.00	1,342	
GOLF CART FOR SECURITY	12/11/12	4,597	2,375	S/L	5.00	2,222	
2-POS SYSTEMS	2/25/13	4,780	2,310	S/L	5.00	2,470	
LAWN MOWER	2/01/13	5,247	2,536	S/L	5.00	1,050	
CARPET INSTALLATION	2/01/13	7,841	5,546	S/L	3.50	2,295	
DESK	2/14/13	1,339	462	S/L	7.00	877	
UNIVERSAL VISION SCREENER	3/22/13	2,485	1,160	S/L	5.00	1,325	
TABLE	3/30/13	5,869	1,956	S/L	7.00	3,913	



1366 EL CAMINO REAL ALLIANCE

27-4855978

FYE: 6/30/2016

## California Statements

PRELIMINARY

## Indirect Depreciation

## Statement 1 - Form 3885, Part II, Line 14 - Depreciation Detail Information (continued)

Description	Date Acquired	Cost / Basis	Accum Depr	Method	Life / Rate	Current Depr	Add'l 1st Year
SECURITY SYSTEM INSTALLATION	4/26/13	\$ 43,415	\$ 19,537	S/L	5.00	\$ 8,683	\$
RETROFIT POLE SIGN	4/26/13	7,684	3,458	S/L	5.00	1,536	
ACER LAPTOP	5/14/13	1,659	719	S/L	5.00	940	
BASS INSTRUMENT	5/24/13	2,256	978	S/L	5.00	1,278	
2-SPEAKERS	6/04/13	2,239	933	S/L	5.00	1,306	
AMPLIFIER	6/04/13	1,269	529	S/L	5.00	740	
OBOE	6/13/13	2,179	908	S/L	5.00	1,271	
BASS TROMBONE	6/13/13	1,809	754	S/L	5.00	1,055	
TUBA	6/13/13	4,314	1,798	S/L	5.00	2,516	
MARIMBA	6/13/13	4,739	1,975	S/L	5.00	2,764	
VIBRAPHONE	6/13/13	4,747	1,978	S/L	5.00	2,769	
MARIMBA	5/14/13	4,739	2,054	S/L	5.00	2,685	
VIBRAPHONE	5/14/13	4,747	2,057	S/L	5.00	2,690	
FRENCH HORN	5/14/13	1,299	563	S/L	5.00	736	
FLOOR INSTALLATION - BUNGALOWS	6/25/13	93,138	62,931	S/L	3.00	30,207	
3-SIT & STAND DESKS	6/30/13	3,778	1,124	S/L	7.00	2,654	
3-SQUARE SHOE DESKS	6/30/13	7,538	2,243	S/L	7.00	5,295	

1366 EL CAMINO REAL ALLIANCE

27-4855978

FYE: 6/30/2016

## California Statements

PRELIMINARY

## Indirect Depreciation

## Statement 1 - Form 3885, Part II, Line 14 - Depreciation Detail Information (continued)

Description	Date Acquired	Cost / Basis	Accum Depr	Method	Life / Rate	Current Depr	Add'l 1st Year
TENNIS COURTS RESURFACING	8/13/13	\$ 23,900	\$ 15,706	S/L	3.00	\$ 8,194	\$
ARTIFICIAL TURF INSTALLATION	1/30/14	24,650	14,790	S/L	2.50	9,860	
FENCE CONTRACT	4/30/14	1,688	938	S/L	2.00	750	
CHAIN LINK BACK STOP REMOVAL & INSTALLATION	3/12/14	3,423	1,956	S/L	3.00	1,467	
CHAIN LINK BACK STOP REMOVAL & INSTALLATION	5/06/14	9,061	4,879	S/L	2.00	4,182	
REPAIR & STRIPING-BASKETBALL & VOLLEYBALL COU	5/14/14	8,400	4,523	S/L	2.00	3,877	
CHAIN LINK FENCE INSTALLATION	6/16/14	8,640	4,493	S/L	2.00	4,147	
SOFTBALL FIELD FENCE	6/30/14	3,423	1,780	S/L	2.00	1,643	
CARPET INSTALLATION-AUDITORIUM	8/05/13	10,338	6,794	S/L	3.00	3,544	
THEATRE SEATING INSTALLATION	8/05/13	30,000	19,714	S/L	3.00	10,286	
LIGHT FIXTURE INSTALLATION-LAUDS	11/15/13	7,991	4,994	S/L	3.00	2,997	
2-EMERGENCY EVACUATION CHAIRS	9/18/13	4,132	1,515	S/L	5.00	2,617	
BATTING CAGE	9/18/13	3,575	1,311	S/L	5.00	2,264	
STATIONARY BLEACHERS	9/18/13	1,247	457	S/L	5.00	790	
COMPUTER TOWER	8/21/13	1,689	647	S/L	5.00	1,042	
APPLE LAPTOP	9/03/13	1,769	649	S/L	5.00	1,120	
MACBOOK AIR	10/03/13	1,588	556	S/L	5.00	1,032	

1366 EL CAMINO REAL ALLIANCE

27-4855978

FYE: 6/30/2016

## California Statements

PRELIMINARY

## Indirect Depreciation

## Statement 1 - Form 3885, Part II, Line 14 - Depreciation Detail Information (continued)

Description	Date Acquired	Cost / Basis	Accum Depr	Method	Life / Rate	Current Depr	Add'l 1st Year
PORTABLE WHEELCHAIR LIFT	10/16/13	\$ 22,250	\$ 7,787	S/L	5.00	\$ 4,450	\$
CHOIR RISERS	10/16/13	1,000	350	S/L	5.00	650	
DATALINK SCANNER	10/30/13	1,848	647	S/L	5.00	1,201	
2-WAY SPEAKER	10/30/13	1,440	504	S/L	5.00	936	
APPLE COMPUTER	11/30/13	1,202	401	S/L	5.00	801	
DIGITAL MIXER & BASS MODULE	11/30/13	2,559	853	S/L	5.00	1,706	
SECURITY CAMERA PURCHASE & INSTALLATION	12/26/13	6,454	2,044	S/L	5.00	4,410	
10-IMACS & APPS	12/12/13	13,068	4,138	S/L	5.00	8,930	
SCOREBOARD	2/07/14	19,531	5,534	S/L	5.00	13,997	
CAMERA SYSTEM INSTALLATION	2/07/14	6,642	1,882	S/L	5.00	4,760	
COMPUTER	2/11/14	1,148	325	S/L	5.00	823	
MAC MINI	2/11/14	1,262	357	S/L	5.00	905	
MACBOOK PRO	2/24/14	1,079	306	S/L	5.00	773	
CAMERA SYSTEM INSTALLATION	2/28/14	6,642	1,882	S/L	5.00	4,760	
3-DESKTOPS	2/28/14	2,997	849	S/L	5.00	2,148	
2-DESKTOPS	2/28/14	2,178	617	S/L	5.00	1,561	
HIGH JUMP PIT AND COVER	3/12/14	4,331	1,155	S/L	5.00	3,176	

1366 EL CAMINO REAL ALLIANCE

27-4855978

FYE: 6/30/2016

## California Statements

PRELIMINARY

## Indirect Depreciation

## Statement 1 - Form 3885, Part II, Line 14 - Depreciation Detail Information (continued)

Description	Date Acquired	Cost / Basis	Accum Depr	Method	Life / Rate	Current Depr	Add'l 1st Year
AUDIO ENHANCEMENT SYSTEM & INSTALLATION	5/14/14	\$ 149,423	\$ 34,865	S/L	5.00	\$ 29,885	\$
PAPER CUTTER & BLADE	5/30/14	2,844	664	S/L	5.00	2,180	
AUDIO ENHANCEMENT INSTALLATION	6/30/14	16,213	3,513	S/L	5.00	12,700	
CHAIRS & TABLES	6/30/14	17,036	2,637	S/L	7.00	14,399	
CHAIRS & TABLES	6/30/14	9,405	1,456	S/L	7.00	7,949	
SKATEBOARD RACK AND INSTALLATION	10/14/14	1,783	764	S/L	2.00	1,019	
ARTIFICIAL TURF INSTALLATION	1/20/15	48,090	16,030	S/L	2.50	32,060	
BASEBALL AND SOFTBALL FIELD	4/30/15	15,337	3,067	S/L	1.50	12,270	
3 MAC BOOKS, 3 IPADS	9/22/14	6,108	1,018	S/L	5.00	5,090	
2 - DUAL PORT CHARGING	9/04/14	14,589	2,431	S/L	5.00	12,158	
AUDIO SYSTEM	9/09/14	77,010	12,835	S/L	5.00	64,175	
VANDAL CAMERA & INSTALLATION	10/13/14	2,576	386	S/L	5.00	2,190	
3 - GOLF CARTS	11/14/14	12,917	1,722	S/L	5.00	11,195	
APPLE COMPUTER MONITOR	11/25/14	1,097	146	S/L	5.00	951	
MICROSOFT SURFACE PRO	11/25/14	5,911	788	S/L	5.00	5,123	
1 - DA-LITE 38701 ELECTRIC PROJECTOR	12/17/14	9,175	1,070	S/L	5.00	2,093	
INDUSTRIAL HEAVY DUTY WOOD SHAPER	12/08/14	6,000	700	S/L	5.00	1,200	

1366 EL CAMINO REAL ALLIANCE

27-4855978

FYE: 6/30/2016

### California Statements

# PRELIMINARY

**Indirect Depreciation**

**Statement 1 - Form 3885, Part II, Line 14 - Depreciation Detail Information (continued)**

Description	Date Acquired	Cost / Basis	Accum Depr	Method	Life / Rate	Current Depr	Add'l 1st Year
1 - MICROSOFT SURFACE & ACCESSORIES	12/23/14	\$ 1,862	\$ 217	S/L	5.00	\$ 373	\$
1 - ECONOMY RF-1D REFRIGERATOR	12/30/14	1,559	182	S/L	5.00	312	
2 - BIOMETRIC TIMECLOCKS	12/30/14	5,143	600	S/L	5.00	1,028	
AUDIO ENHANCEMENT SYSTEM & INSTALLATION	2/18/15	5,732	478	S/L	5.00	1,146	
CAMERA MAINTENANCE & INSTALLATION	3/27/15	2,070	138	S/L	5.00	414	
APPLE COMPUTER	5/28/15	2,236	75	S/L	5.00	447	
11 - ADJUSTABLE CARTS FOR MINI LAPTOPS	6/24/15	15,839	264	S/L	5.00	3,168	
TV MONITOR, 2 PC MONITORS	6/30/15	1,316	22	S/L	5.00	263	
2 MACBOOKS FOR COLLEGE OFFICE	6/30/15	3,544	59	S/L	5.00	709	
4 MACBOOKS	6/30/15	6,625	110	S/L	5.00	1,325	
CHAIRS, TABLES, BENCHES	8/12/14	9,405	1,232	S/L	7.00	1,343	
CHAIRS, TABLES, RECYCLE BINS	10/08/14	16,776	1,797	S/L	7.00	2,397	
EVENT STAGE & INSTALLATION	10/13/14	12,575	1,347	S/L	7.00	1,797	
FURNITURE, CHAIRS, TABLES	1/31/15	30,367	2,169	S/L	7.00	4,338	
DEANS OFFICE FURNITURE	2/18/15	8,196	488	S/L	7.00	1,171	
SCHOOL FURNITURE	2/24/15	5,010	298	S/L	7.00	716	
REIMBURSE JULES SELTZER	3/17/15	5,010	239	S/L	7.00	715	

1366 EL CAMINO REAL ALLIANCE

27-4855978

FYE: 6/30/2016

### California Statements

# PRELIMINARY

**Indirect Depreciation**

**Statement 1 - Form 3885, Part II, Line 14 - Depreciation Detail Information (continued)**

Description	Date Acquired	Cost / Basis	Accum Depr	Method	Life / Rate	Current Depr	Add'l 1st Year
EVENT STAGE & INSTALLATION	3/19/15	\$ 12,575	\$ 599	S/L	7.00	\$ 1,796	\$
DEANS OFFICE FURNITURE	4/30/15	1,914	68	S/L	7.00	274	
CHAIRS, TABLES, DRAWERS, FILES	5/22/15	11,296	269	S/L	7.00	1,614	
FURNITURE	5/27/15	11,297	269	S/L	7.00	11,028	
CHAIRS, TABLES	6/12/15	10,415	124	S/L	7.00	10,291	
FURNITURE	6/30/15	10,878	130	S/L	7.00	1,554	
FURNITURE	6/30/15	1,726	21	S/L	7.00	1,705	
FURNITURE	6/30/15	7,684	91	S/L	7.00	1,098	
FURNITURE	6/30/15	18,276	218	S/L	7.00	2,610	
FURNITURE	6/30/15	2,254	27	S/L	7.00	2,227	
MATH DEPT ROOM FURNITURE	6/30/15	10,415	124	S/L	7.00	1,488	
<b>Total</b>		<u>\$ 2,934,968</u>	<u>\$ 412,829</u>			<u>\$ 549,364</u>	<u>\$ 0</u>

# Coversheet

## Discuss Opterra's Proposals for Use of Prop 39 Funds

**Section:** IV. Financial  
**Item:** F. Discuss Opterra's Proposals for Use of Prop 39 Funds  
**Purpose:** Discuss  
**Submitted by:**  
**Related Material:** 2017-01-27\_ECRCHS\_Proforma rev (2).pdf  
Prop 39 IGA El Camino Real Charter 20151123 rev 20170120 (1).pdf  
2017-02-15 ECRA PROPOSAL (2).pdf

Prop 39 Program - Financial Analysis

Financial Aspects of Performance Based Energy Program for  
El Camino Real High School  
Woodland Hills, CA

**PROGRAM COSTS**  
Prop 39. IGA (Included Below)  
D-B Implementation Cost **\$3,443,861**  
**Total Project Fee \$3,443,861**

**SCOPE INCLUDES:**  
LED Lighting Upgrades, LAUSD approved materials  
Central Plant Pump VFDs  
High Eff. Transformers  
**Solar PV in front parking lot, LAUSD approved system**  
1/28/2016: ADD Lucid Metering Scope & Services

**Incentives & Rebates**  
Prop 39 2013/14 2014/15 2015/16 2016/17 2017/18  
\$ 147,522 \$ 134,419 \$ 122,300 \$ 192,548 **\$ 170,000 est.**

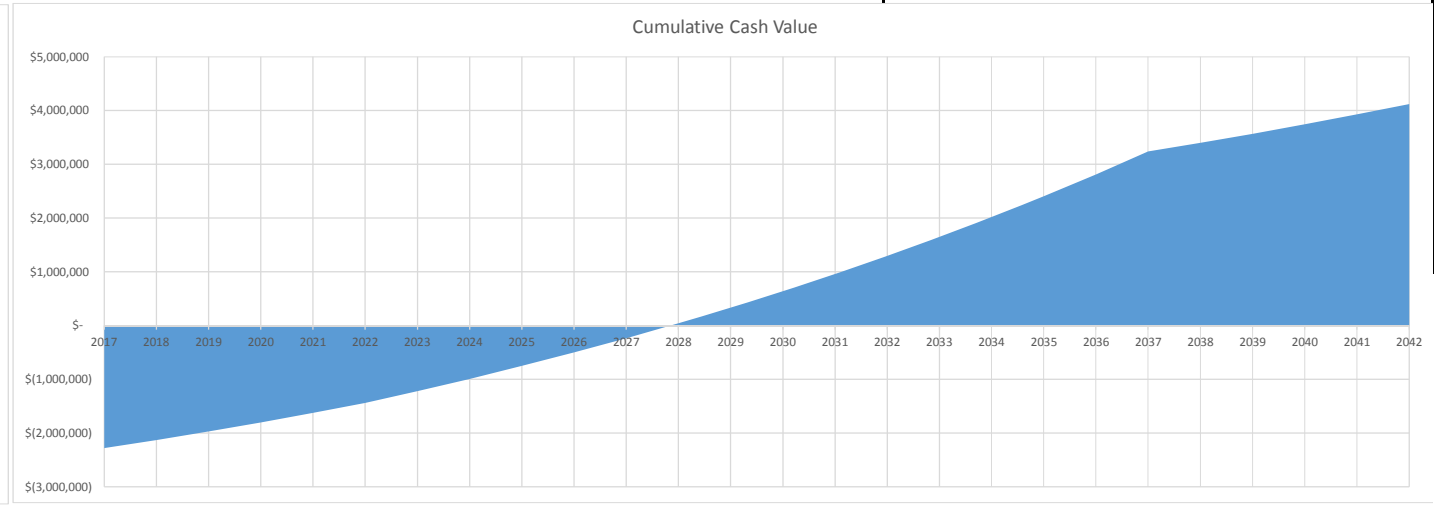
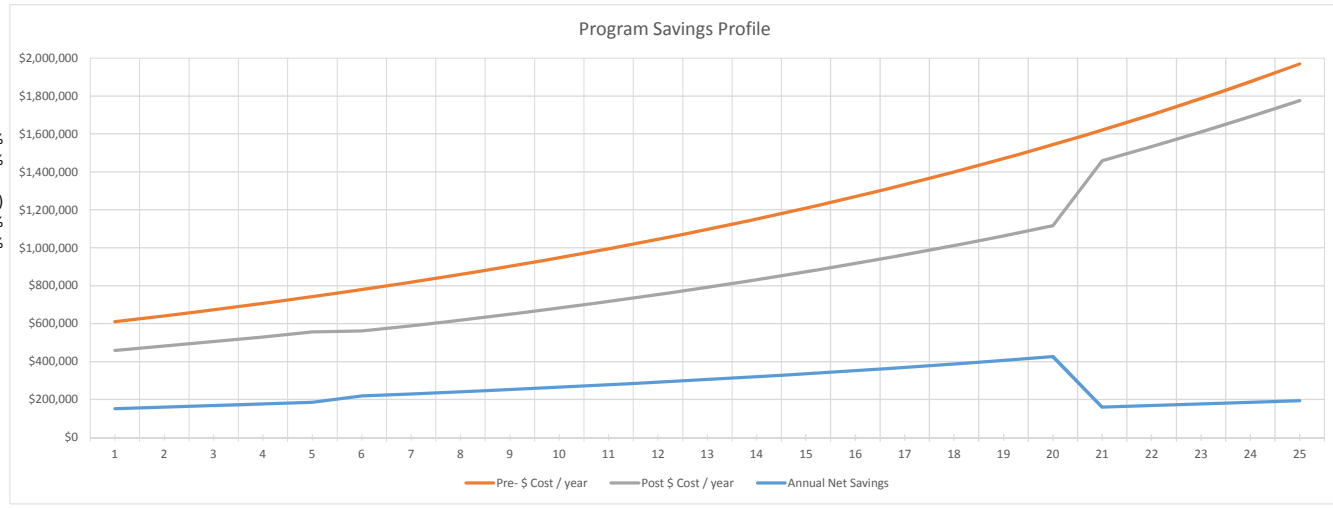
**Assumptions**  
LADWP Rate Esc. 5%  
PV Module Degradation 0.50%

**GRANTS / REBATES / INCENTIVES**  
Total Prop 39: (see right) \$ 766,789  
LADWP Rebates (\$/kWh) \$0.10 \$ 66,081  
LADWP Solar (\$/Wac) \$1.15 \$ 329,130  
**Total Grants, Rebates and Incentives \$ 1,162,000**

**NET PROGRAM COST \$2,281,861**

Period from Installation Year	0	1	2	3	4	5	6	7	8	9	10	11	12	13	14	15	16	17	18	19	20	21	22	23	24	25	
	2017	2018	2019	2020	2021	2022	2023	2024	2025	2026	2027	2028	2029	2030	2031	2032	2033	2034	2035	2036	2037	2038	2039	2040	2041	2042	
<b>BASELINE ENERGY</b>																											
<b>Electricity</b>																											
Energy (kWh/yr.)	3,759,200	3,759,200	3,759,200	3,759,200	3,759,200	3,759,200	3,759,200	3,759,200	3,759,200	3,759,200	3,759,200	3,759,200	3,759,200	3,759,200	3,759,200	3,759,200	3,759,200	3,759,200	3,759,200	3,759,200	3,759,200	3,759,200	3,759,200	3,759,200	3,759,200	3,759,200	3,759,200
Pre- \$ Cost / year	\$ 581,500	\$ 610,575	\$ 641,104	\$ 673,159	\$ 706,817	\$ 742,158	\$ 779,266	\$ 818,229	\$ 859,140	\$ 902,097	\$ 947,202	\$ 994,562	\$ 1,044,290	\$ 1,096,505	\$ 1,151,330	\$ 1,208,897	\$ 1,269,342	\$ 1,332,809	\$ 1,399,449	\$ 1,469,422	\$ 1,542,893	\$ 1,620,037	\$ 1,701,039	\$ 1,786,091	\$ 1,875,396	\$ 1,969,165	
<b>SAVINGS / REVENUES</b>																											
<b>Savings from Efficiency</b>																											
Energy (kWh/yr.)	660,812	660,812	660,812	660,812	660,812	660,812	660,812	660,812	660,812	660,812	660,812	660,812	660,812	660,812	660,812	660,812	660,812	660,812	660,812	660,812	660,812	660,812	660,812	660,812	660,812	660,812	660,812
Rate (\$/kWh)	\$ 0.1533	\$ 0.1610	\$ 0.1690	\$ 0.1775	\$ 0.1863	\$ 0.1957	\$ 0.2054	\$ 0.2157	\$ 0.2265	\$ 0.2378	\$ 0.2497	\$ 0.2622	\$ 0.2753	\$ 0.2891	\$ 0.3035	\$ 0.3187	\$ 0.3346	\$ 0.3514	\$ 0.3689	\$ 0.3874	\$ 0.4068	\$ 0.4271	\$ 0.4484	\$ 0.4709	\$ 0.4944	\$ 0.5191	
Cost Avoidance (\$/yr.)	\$ 106,368	\$ 111,686	\$ 117,270	\$ 123,134	\$ 129,290	\$ 135,755	\$ 142,543	\$ 149,670	\$ 157,153	\$ 165,011	\$ 173,262	\$ 181,925	\$ 191,021	\$ 200,572	\$ 210,600	\$ 221,131	\$ 232,187	\$ 243,796	\$ 255,986	\$ 268,786	\$ -	\$ -	\$ -	\$ -	\$ -	\$ -	
Maint. Cost Savings	3.0%	2,500	2,575	2,652	2,732	2,814	2,898	2,985	3,075	3,167	3,262	3,360	3,461	3,564	3,671	3,781	3,895	4,012	4,132	4,256	4,384	\$ -	\$ -	\$ -	\$ -	\$ -	
<b>Savings from Generation (Solar PV)</b>																											
Energy (kWh/yr.)	464,960	462,635	460,322	458,020	455,730	453,452	451,184	448,928	446,684	444,450	442,228	440,017	437,817	435,628	433,450	431,282	429,126	426,980	424,846	422,721	420,608	418,505	416,412	414,330	412,258	410,197	
Rate (\$/kWh)	\$ 0.1625	\$ 0.1706	\$ 0.1792	\$ 0.1881	\$ 0.1975	\$ 0.2074	\$ 0.2178	\$ 0.2287	\$ 0.2401	\$ 0.2521	\$ 0.2647	\$ 0.2779	\$ 0.2918	\$ 0.3064	\$ 0.3217	\$ 0.3378	\$ 0.3547	\$ 0.3725	\$ 0.3911	\$ 0.4106	\$ 0.4312	\$ 0.4527	\$ 0.4754	\$ 0.4991	\$ 0.5241	\$ 0.5503	
Cost Avoidance (\$/yr.)	\$ 78,937	\$ 82,470	\$ 86,160	\$ 90,016	\$ 94,044	\$ 98,252	\$ 102,649	\$ 107,243	\$ 112,042	\$ 117,056	\$ 122,294	\$ 127,767	\$ 133,484	\$ 139,458	\$ 145,698	\$ 152,218	\$ 159,030	\$ 166,147	\$ 173,582	\$ 181,350	\$ 189,465	\$ 197,944	\$ 206,802	\$ 216,056	\$ 225,724		
<b>TOTAL SAV / REVS</b>	\$ 187,805	\$ 196,731	\$ 206,083	\$ 215,881	\$ 226,148	\$ 236,906	\$ 248,177	\$ 259,987	\$ 272,362	\$ 285,329	\$ 298,915	\$ 313,152	\$ 328,069	\$ 343,701	\$ 360,080	\$ 377,244	\$ 395,229	\$ 414,075	\$ 433,824	\$ 454,519	\$ 489,465	\$ 519,744	\$ 546,602	\$ 570,556	\$ 592,112	\$ 611,470	
<b>EXPENSES</b>																											
<b>Measurement &amp; Verification</b>																											
Tracking & Reporting	3.0%	\$ 15,505	\$ 15,970	\$ 16,449	\$ 16,943	\$ 17,451																					
<b>Maintenance</b>																											
Solar PV Maintenance	3.0%	\$15,875	\$ 16,351	\$ 16,842	\$ 17,347	\$ 17,867	\$ 18,403	\$ 18,956	\$ 19,524	\$ 20,110	\$ 20,713	\$ 21,335	\$ 21,975	\$ 22,634	\$ 23,313	\$ 24,012	\$ 24,733	\$ 25,475	\$ 26,239	\$ 27,026	\$ 27,837	\$ 28,672	\$ 29,532	\$ 30,418	\$ 31,331	\$ 32,271	
Lucid Subscription Fee		\$5,000	\$5,000	\$5,000	\$5,000	\$5,000																					
<b>TOTAL EXPENSES</b>	\$ 36,380	\$ 37,321	\$ 38,291	\$ 39,290	\$ 40,318	\$ 41,403	\$ 42,556	\$ 43,777	\$ 45,054	\$ 46,387	\$ 47,773	\$ 49,211	\$ 50,700	\$ 52,240	\$ 53,831	\$ 55,472	\$ 57,163	\$ 58,904	\$ 60,695	\$ 62,536	\$ 64,427	\$ 66,368	\$ 68,359	\$ 70,399	\$ 72,488	\$ 74,626	
<b>NET SAVINGS</b>																											
Energy (kWh/yr.)	1,125,772	1,123,447	1,121,134	1,118,832	1,116,542	1,114,263	1,111,996	1,109,740	1,107,496	1,105,262	1,103,040	1,100,829	1,098,629	1,096,440	1,094,261	1,092,094	1,089,938	1,087,792	1,085,657	1,083,533	1,081,419	418,505	416,412	414,330	412,258	410,197	
Annual Net Savings	\$ 151,425	\$ 159,409	\$ 167,792	\$ 176,592	\$ 185,830	\$ 195,502	\$ 205,602	\$ 216,121	\$ 227,054	\$ 238,397	\$ 250,155	\$ 262,324	\$ 274,900	\$ 287,879	\$ 301,257	\$ 315,031	\$ 329,198	\$ 343,754	\$ 358,696	\$ 374,021	\$ 389,726	\$ 405,809	\$ 422,268	\$ 439,100	\$ 456,304	\$ 473,878	
Cumulative Cash Value	\$ (2,281,861)	\$ (2,130,436)	\$ (1,971,027)	\$ (1,803,236)	\$ (1,626,644)	\$ (1,440,814)	\$ (1,222,312)	\$ (993,091)	\$ (752,628)	\$ (500,376)	\$ (235,760)	\$ 41,820	\$ 332,998	\$ 638,433	\$ 958,821	\$ 1,294,889	\$ 1,647,400	\$ 2,017,154	\$ 2,404,990	\$ 2,811,788	\$ 3,238,470	\$ 3,399,263	\$ 3,567,675	\$ 3,744,058	\$ 3,928,783	\$ 4,122,237	
<b>POST ENERGY</b>																											
Energy (kWh/yr.)	2,633,428	2,635,753	2,638,066	2,640,368	2,642,658	2,644,937	2,647,204	2,649,460	2,651,704	2,653,938	2,656,160	2,658,371	2,660,571	2,662,760	2,664,939	2,667,106	2,669,262	2,671,408	2,673,543	2,675,667	2,677,781	3,340,695	3,342,788	3,344,870	3,346,942	3,349,003	
Post \$ Cost / year	\$ 459,150	\$ 481,695	\$ 505,367	\$ 530,225	\$ 556,328	\$ 583,674	\$ 612,360	\$ 642,387	\$ 673,754	\$ 706,411	\$ 740,358	\$ 775,595	\$ 812,122	\$ 849,939	\$ 889,056	\$ 929,473	\$ 971,190	\$ 1,014,207	\$ 1,058,524	\$ 1,104,141	\$ 1,151,058	\$ 1,459,244	\$ 1,532,628	\$ 1,609,708	\$ 1,690,670	\$ 1,775,712	

NPV: (20 yrs @ 0% DISC.) \$ 5,520,331  
NPV: (25 yrs @ 0% DISC.) \$ 6,404,098  
  
NPV: (20 yrs @ 3% DISC.) \$3,897,140  
NPV: (25 yrs @ 3% DISC.) \$4,344,106  
  
ROI: (20 years) 60.3%  
ROI: (25 years) 86.0%  
  
IRR: (20 years) 8.4%  
IRR: (25 years) 9.0%







# El Camino Real Alliance El Camino Real Charter High School

California Clean Energy Jobs Act (Proposition 39)  
Investment Grade Audit

October 2015  
updated - January 2017

Submitted by:

OpTerra Energy Services  
150 E. Colorado Blvd., Suite. 360  
Pasadena, CA 91105  
(626)377-9104  
[www.opterraenergys.com](http://www.opterraenergys.com)



# El Camino Real Charter High School

El Camino Real Alliance

## Table of Contents

<b>1. Executive Summary .....</b>	<b>3</b>
Introduction .....	3
Summary of Energy Efficiency Measures (EEMs) .....	3
Summary of IGA Findings .....	4
Energy Expenditure Plan (EEP) Summary.....	5
Acknowledgements .....	5
<b>2. Existing Conditions .....</b>	<b>6</b>
El Camino Real Charter High School .....	6
Lighting Systems .....	6
Interior Lighting.....	6
Exterior Lighting.....	7
Mechanical Systems.....	8
<b>3. Baseline and Benchmarking .....</b>	<b>11</b>
Baseline .....	11
Energy Use Intensity (EUI) .....	11
Benchmarking Data .....	12
<b>4. Utility Data Analysis.....</b>	<b>13</b>
Utility Data Overview .....	13
Utility Use Reductions and Cost Savings.....	13
Gas Infrastructure .....	15
<b>5. Energy Efficiency Measures .....</b>	<b>16</b>
Overview.....	16
EEM 001.00: Lighting Upgrade .....	16
Renewable Energy .....	17
EEM 002.00: Solar Photovoltaic Carport Structures .....	17
Mechanical & Electrical .....	18
EEM 003.00: Variable Speed Drives on Chiller Plant Pumps.....	18
EEM 004.00: High Efficiency Transformer Upgrade .....	18
Evaluated but Not Recommended.....	20



# El Camino Real Charter High School

El Camino Real Alliance

---

EEM: Energy Storage.....	20
<b>6. STEM EnVision Education Curriculum.....</b>	<b>21</b>
Overview.....	21
Scope of Work.....	21
<b>7. Incentives and Rebates.....</b>	<b>23</b>
Local Utility.....	23
<b>8. Performance Assurance Plan.....</b>	<b>24</b>
Measurement & Verification of Savings.....	24
Prop 39 Measurement & Verification 5 Year Program.....	26



# Baseline and Benchmarking

El Camino Real Alliance - El Camino Real Charter High School

## 1. Executive Summary

### Introduction

OpTerra Energy Services (OpTerra ES) is pleased to present this Investment Grade Audit (Report) as a component necessary to participate in the California Clean Energy Jobs Act (Prop. 39). This audit and analysis was prepared to assess the facilities’ infrastructure and equipment and identify energy efficiency measures and opportunities to meet the rigorous guidelines and requirements of the Prop. 39.

The following El Camino Real Alliance Facility is included in this Report.

Facility	Address	Approximate Area (Square Feet)
El Camino Real Charter High School	5440 Valley Circle Blvd. Woodland Hills, CA 91367	293,000

The following actions were completed as part of this Report effort:

- Site surveys and walk-through with District and site operations staff
- Interviews of District staff
- Detailed room by room audit and investigation of lighting systems
- Investigation of mechanical heating, cooling and ventilating systems
- Detailed audit of electrical transformer systems
- Planning and evaluation of potential photovoltaic solar panel systems
- Evaluation of Energy Storage Systems

### Summary of Energy Efficiency Measures (EEMs)

The Energy Efficiency Measures (EEMs) identified and recommended for the Prop. 39 Program are presented below, and presented with greater detail at the end of this section.

EEM	Energy Efficiency Measure
1.00	Comprehensive Interior and Exterior LED lighting upgrade
2.00	Solar Photovoltaic Carport Structures
3.00	Central Plant Upgrade: Variable Speed Drives on Pumps
4.00	High Efficiency Transformer Upgrade



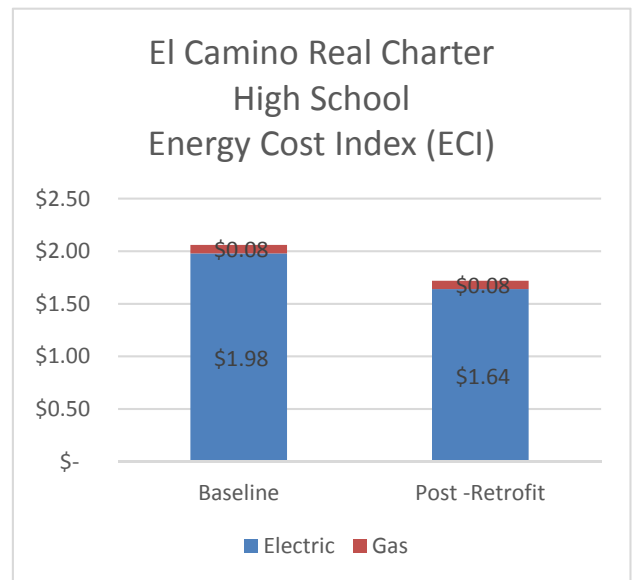
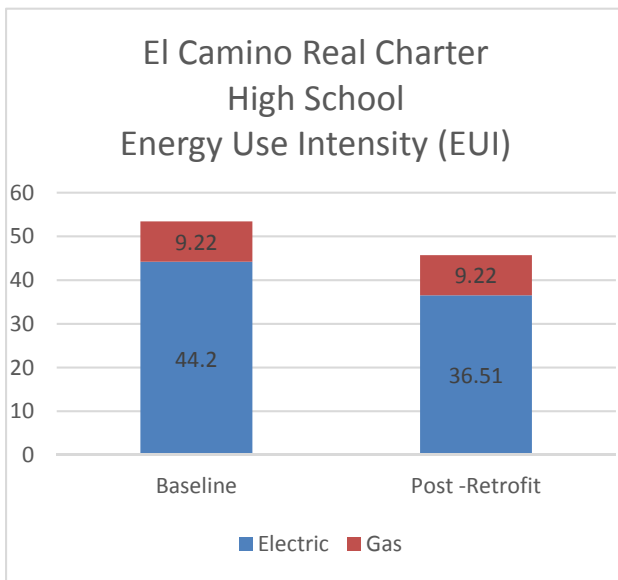
# Baseline and Benchmarking

El Camino Real Alliance - El Camino Real Charter High School

## Summary of IGA Findings

The savings impact of the EEMs identified, developed and quantified in this IGA are presented as follows:

El Camino Real Charter High School	Total Annual Electric Use (kWh)	Total Annual Nat. Gas Use (Therms)	Total Annual Electricity Cost (\$)	Total Annual Natural Gas (\$)	Total Annual Utility Cost (\$)
Baseline Consumption	3,795,200	27,008	\$581,500	\$22,354	\$603,854
Post Retrofit Consumption	2,669,428	27,008	\$407,247	\$22,354	\$429,601
Reduction	1,125,772	-	\$174,253	-	\$174,253
% Reduction	29.66%	-	29.97%	-	28.86%





# Baseline and Benchmarking

El Camino Real Alliance - El Camino Real Charter High School

## Energy Expenditure Plan (EEP) Summary

The California Energy Commission Clean Energy Jobs Act requires LEAs to submit the program savings and costs in a standardized spreadsheet. The spreadsheet automatically calculates the Savings to Investment Ratio (SIR) for each Energy Efficiency Measure (EEM), as well as a total SIR. The savings to investment ratio is an automatically calculated formula which results in a numerical index related to the long term savings value compared to the measure cost. The CEC requires that the total program SIR meets or exceeds the 1.01 ratio.

The proposed program exceeds the minimum requirement, with a result of 1.18.

The following table is a representation of the worksheet results.

Energy Efficiency Measure Drop down menu	Description	Demand Savings (kW)	Annual Electric Savings (kWh)	Annual Cost Energy Savings (\$)	Measure Cost (\$)	Rebates (\$)	Total Leveraged Funding (\$)	EEM SIR
<i>Example: Lighting- Interior Fixture Retrofit</i>	<i>Replaced T12s with T8s</i>		101,029	\$ 14,511.00	\$ 141,604.00			1.69
Lighting- Interior Fixture Retrofit	LED Lighting Upgrades for all interior spaces	108.99	268,797	\$ 41,207	\$ 954,713	\$ 26,880	\$ 26,880	1.01
Lighting Controls	Upgrade Interior Fixtures with Lighting Controls						\$ -	
Lighting- Exterior Fixture Retrofit	LED lighting fixtures for exterior fixtures	33.90	135,427	\$ 16,251	\$ 243,805	\$ 13,543	\$ 13,543	1.39
Pumps, Motors, Drives- Variable Frequency Drives	Variable Speed Drives on Chilled Water and Condenser Water Pumps		74,280	\$ 11,387	\$ 59,073	\$ 7,428	\$ 7,428	3.55
Electrical- High Efficiency Transformer	Remove and replace existing low efficiency transformers with new high efficiency units.	20.90	182,308	\$ 27,948	\$ 599,570	\$ 18,231	\$ 18,231	1.36
Solar PV	Carport Shade Structures in Staff Lot	200.00	464,960	\$ 77,460	\$ 1,542,300	\$ 329,130	\$ 329,130	1.09
<b>LEA Level SIR Calculation</b>								
Savings-to-Investment Ratio:		1.18						

## Acknowledgements

The success of this program depends on a respectful environment of shared thoughts, experiences, and knowledge, and we acknowledge the openness and willingness to share information. We would like to extend our sincere appreciation to all Charter School, District and Facility staff that provided friendly, helpful, and professional assistance during the course of this audit.

## Existing Conditions

El Camino Real Alliance - El Camino Real Charter High School

# 2. Existing Conditions

This section of the Report serves to document and discuss the existing conditions of the facilities.

### El Camino Real Charter High School

Address: 5440 Valley Cir Blvd  
Woodland Hills, CA 91367  
Area: 293,000 sq. ft.  
Students: 3,766 (2014/2015)



El Camino Real Charter High School is located in the Woodland Hills District of the city of Los Angeles, CA. Originally built in 1969, the school established their status as Charter school associated under Los Angeles Unified School District in 2011. A core mission to the school started in 2013 is to embark on sustainability initiatives; as directed by environmental, social, and economic influences. It is OpTerra Energy Services' goals to help the Charter school realize and implement measures around those sustainability goals.

## Lighting Systems

### Interior Lighting

The lighting fixtures in the administration offices, classrooms, hallways, locker rooms, and other interior spaces use mostly 4' T8 linear fluorescent lamps. This site does not have a central lighting control system but a recent lighting occupancy sensor project takes advantage of localized occupancy controls in most interior spaces. Bi-level lighting switches exist in most interior spaces as well. Some unique high wattage fixtures existing for select spaces on the high school campus. The gymnasium uses linear T8 fluorescent lamps in 1x4 high bay wire guarded wrap fixtures with 6 lamps. The theatre has some higher wattage incandescent fixtures.



## Existing Conditions

El Camino Real Alliance - El Camino Real Charter High School

The following is a summary of the existing interior lighting systems for major space groups:

Room Type	Description
Classrooms	T8 32-watt 2-Lamp 2x4 recessed lay-in troffer fixtures
Administration Offices	T8 32-watt 2-Lamp 2x4 recessed lay-in troffer fixtures
Library	T8 32-watt 2-Lamp 2x4 recessed lay-in troffer fixtures
Gym/PE/Locker Room Building	T8 32-watt 6-Lamp 1x4 surface mount box/wrap fixtures and T8 32-watt 2-Lamp 1x4 box/wrap fixtures and some compact fluorescent surface mounted square fixtures
Restrooms	T8 32-watt 2-Lamp 1x4 wrap fixtures and some compact fluorescent surface mounted square fixtures
Active Storage Spaces	Round circulene fluorescent fixtures

### Exterior Lighting

Exterior lighting is provided by building mounted wall packs, canopy, and flood/ spotlight fixture types. A number of exterior pole mounted fixtures in the parking lots and major driveways to the campus have cobra, square shoebox, and post top fixtures. The site lighting is a mix of Compact Florescent Lamps (CFL) and High Intensity Discharge (HID) lamps that vary in wattage and appear to be older generation fixtures that should be considered for retrofit and/or replacement.

Better lighting quality (i.e. light level, color rendering, and optics), energy and operational savings will be realized by upgrading the lighting and control system to the latest California Energy Code Title 24 standards using compliant LED lighting and lighting controls, where applicable.

The following is a summary of the typical exterior lighting systems:

Area	Description
Area Pole Lighting	50-watt, 70-watt, 150-watt and 400-watt HID Shoebox, globe, post top, and flood pole top fixtures. 104-watt LED cobra head pole top fixtures
Building Exterior Lighting	70-watt, 175-watt, 250-watt and 400-watt HID Wall Packs and Flood Fixtures 100-watt HID Wall Packs 13-watt and 32-watt Compact Fluorescent fixtures

Overall the light levels are mediocre for both on the interior and exterior. The Illumination Engineer Society (IES) recommends interior light levels in classrooms being between 50-30 foot-candles. Measurements taken in the field during our site surveys found light levels averaging at 40 foot-candles across all interior spaces at El Camino Real Charter High School. It is our recommendation to maintenance equivalent light levels. Better light quality (level, color rendering, and optics), energy and operational savings will be realized by upgrading the lighting and control system to the latest California Energy Code Title 24 standards. Appendix 1 contains a detailed audit of existing interior and exterior fixtures.



# Existing Conditions

El Camino Real Alliance - El Camino Real Charter High School

## Mechanical Systems

The Heating Ventilation and Air-Conditioning system consists of central heating and cooling plant, air handling units, and packaged roof top units.

The school campus is widely spread out and has many buildings. Major buildings on site are served by central heating and cooling plant. The central cooling plant is only few years old. The chilled water is provided by (3) 250 ton Trane chiller with (3) chilled water pumps and (3) condensing water pumps. The (3) 250 ton chillers are paired with a Baltimore Air Coil (BAC) cooling tower located adjacent to central plant. The heating plant has four PK Thermific boilers which were installed in year 2001. The boilers are in good condition.

Type	Qty.	HP
Condensing Water Pumps	3	15
Chilled Water Pumps	3	20



Central Cooling Plant



Cooling Tower

## Existing Conditions

El Camino Real Alliance - El Camino Real Charter High School

---



Condensing Water Pumps



Chilled Water Pumps



Boilers

## Existing Conditions

El Camino Real Alliance - El Camino Real Charter High School

---

There are sixteen (16) air handling units throughout the campus. Majority of air handling units in main building (Building A, B, and C) are multi zone units and serve all 3 floors of the building. The supply and return fans on air handling units range from 1 to 10 hp. Building S is served by 8 rooftop package units.

The portable classrooms are served by wall mounted package air condition units (Bard). The portable buildings are served by Bard unitary package units with stand-alone programmable thermostats.



Typical Bard Units on Campus



# Baseline and Benchmarking

El Camino Real Alliance - El Camino Real Charter High School

## 3. Baseline and Benchmarking

This section of the Report serves to document the baseline energy use values and benchmark compared to similar schools.

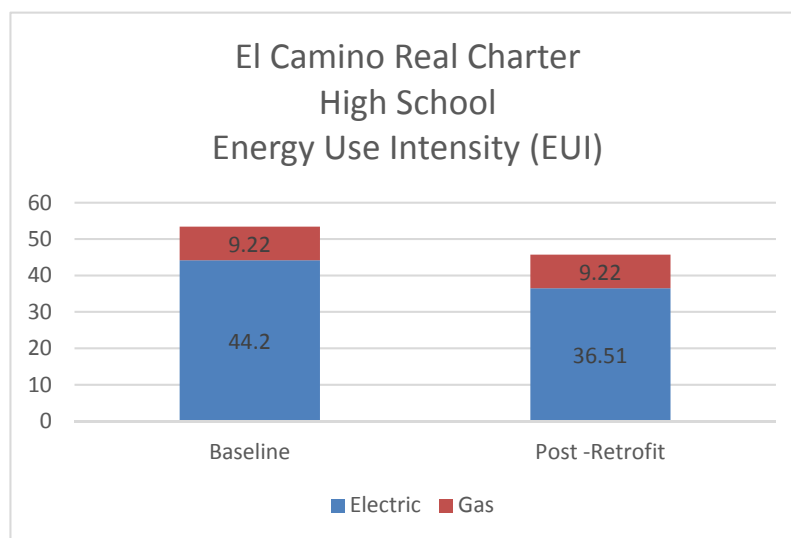
### Baseline

The District provided OpTerra ES historic energy usage and cost data. This data was reviewed for completeness and analyzed for historical trends. The data was used to develop unit costs for each utility, utility usage profiles per account, and total energy usage for this facility. The utility use and costs for the fiscal year 2014-2015 are presented below.

Facility	Total Annual Electric Use (kWh)	Total Annual Nat. Gas Use (therms)	Total Annual Electricity Cost (\$)	Total Annual Natural Gas (\$)	Total Annual Utility Cost (non-water) (\$)
El Camino Real Charter High School	3,795,200	27,008	\$581,469	\$22,354	\$603,822

### Energy Use Intensity (EUI)

A simple calculation of the total utility energy (in kBtu) divided by the facility area (square feet) results in a very useful comparison metric referred to as the Energy Use Intensity (EUI) index. The energy use per square foot, EUI, can then be used to compare the energy intensity of this facility to a group of peer sites, of similar use and age. From this comparison one can start to get an overall sense of the relative efficiency of the facility, as compared to peer facilities. The comparison of the Baseline EUI to the Post Retrofit EUI is shown below.





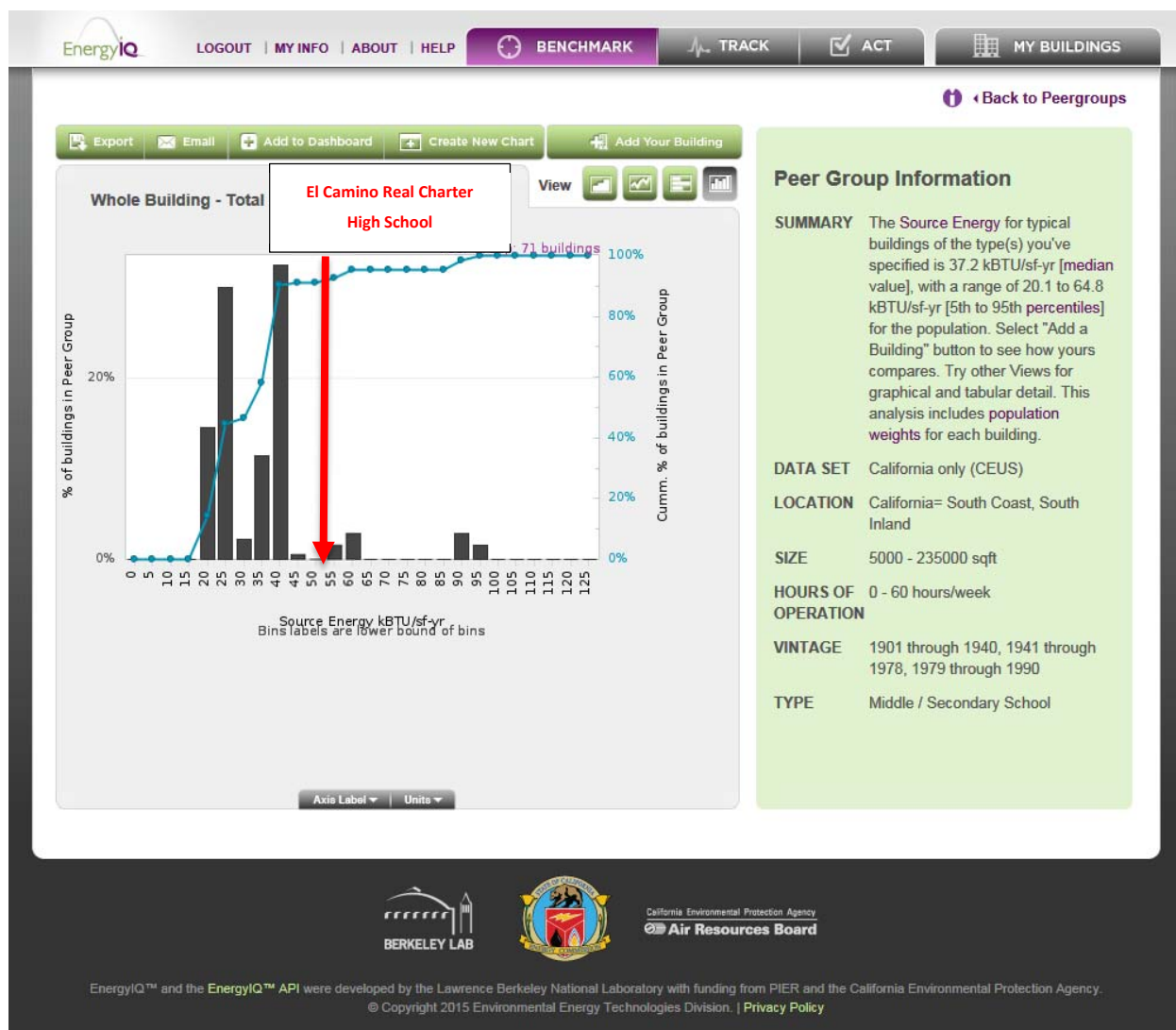
# Baseline and Benchmarking

El Camino Real Alliance - El Camino Real Charter High School

## Benchmarking Data

Using the data provided by LAUSD, the EUI was calculated then compared to other schools using the tool developed by Lawrence Berkeley National Laboratory with funding from PIER (Public Interest Energy Research) and the California Environmental Protection Agency, called Energy IQ. See attached chart.

According to the Energy IQ calculation, based on source energy, El Camino Real Charter High School has a EUI of 53.4 kBtu/sf/year. The benchmarking results show a median EUI value of 37.2 kBtu/sf/yr. with a range of 20.1 to 64.8 kBtu/sf/yr. for all the school buildings in the sample. El Camino Real Charter High School campus has energy consumption in the 100% percentile of the peer group on a per square foot basis, based on buildings of the same type and located in the same climate zone.





# Utility Data Analysis

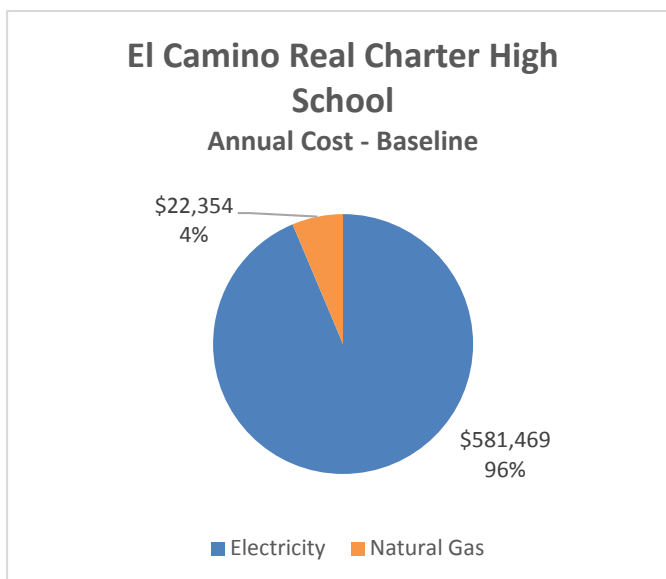
El Camino Real Alliance - El Camino Real Charter High School

## 4. Utility Data Analysis

This section of the Report serves to document the use of energy by this facility with respect to historical usage and cost information.

### Utility Data Overview

El Camino Real Charter High School is provided with electricity and natural gas service from Los Angeles Department of Water and Power (LA DWP) and Southern California Gas Company (SoCalGas) respectively. For this report, the school year 2014-2015 data was used, starting in July 2014 and ending June 2015. The data was provided by El Camino School staff and was found to be complete. Water / sewer costs are not included.



### Utility Use Reductions and Cost Savings

The following table summarizes the savings impact of the EEMs identified, excluding the EEM 2.0 – Solar PV System, developed and quantified in this IGA.

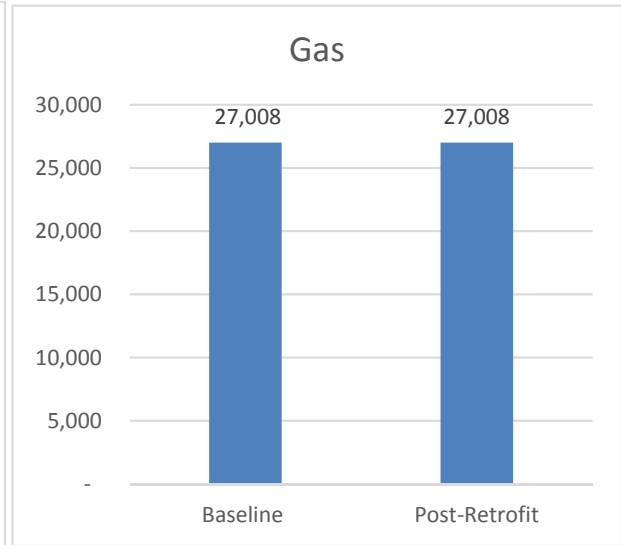
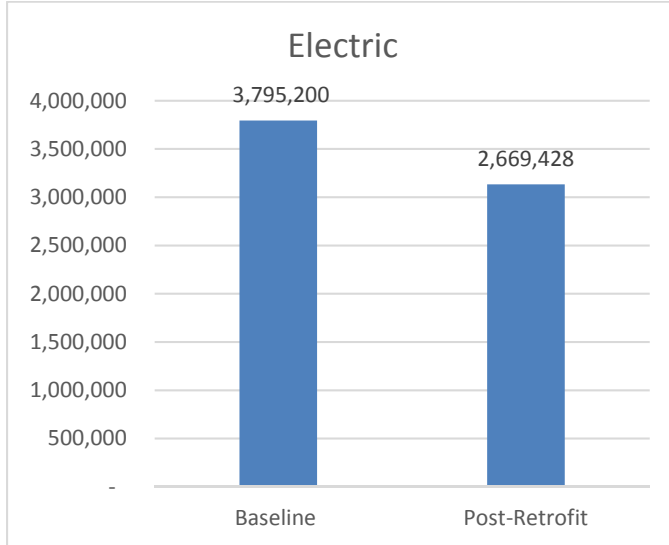
El Camino Real Charter High School	Total Annual Electric Use (kWh)	Total Annual Nat. Gas Use (Therms)	Total Annual Electricity Cost (\$)	Total Annual Natural Gas (\$)	Total Annual Utility Cost (\$)
Baseline	3,795,200	27,008	\$581,500	\$22,354	\$603,854
Post retrofit	2,669,428	27,008	\$407,247	\$22,354	\$429,601
Proposed reduction	1,125,772	-	\$174,253	-	\$174,253
Percent Proposed reduction	29.66%	-	29.97%	-	28.86%



# Utility Data Analysis

El Camino Real Alliance - El Camino Real Charter High School

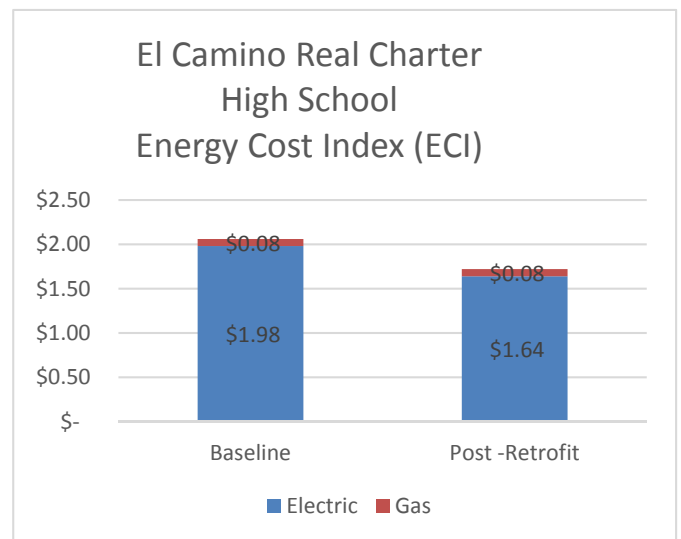
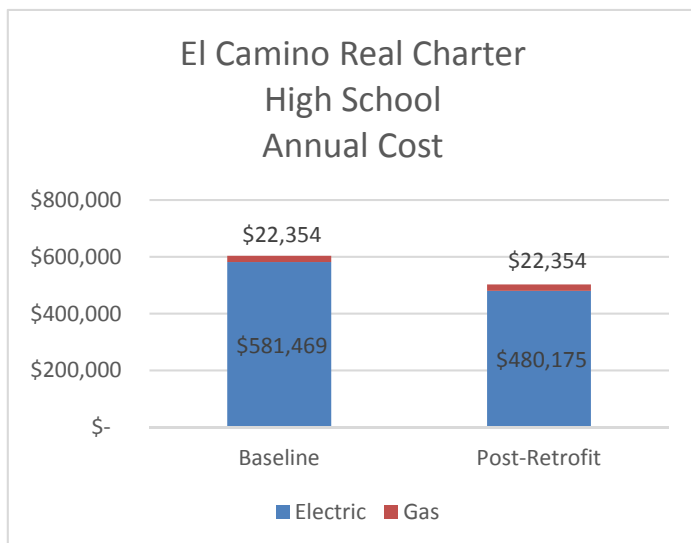
The reduction in the energy use, electricity and natural gas, are shown in the following graphs.



## Energy Cost Index (ECI)

Presented in graphical format, the comparable Baseline and Post Retrofit utility costs identified in this IGA are shown below. By the table above and the graphs below, most of the savings proposed is a result of reductions in the electric use and demand. The modeling and savings calculations support the Post Retrofit condition.

The Energy Cost Index (ECI) of the facility is calculated as the annual utility cost (excluding water & sewer charges) divided by the total area of the school. The Baseline ECI is \$2.06/sf, and the Post Retrofit ECI is \$1.72/sf which is a reasonable value for an efficient school facility.





## Utility Data Analysis

El Camino Real Alliance - El Camino Real Charter High School

### Electricity Infrastructure

The table below provides a summary of the electric meters and accounts for El Camino Real Charter High School that will be impacted by the energy efficiency measures as identified in this report. The utility providing the electrical service is Los Angeles Department of Water and Power (LA DWP).

Meter Count	SA ID	Meter No.	Service Address
(1)	5836180464	APMYV02019-00000315	5440 Valley Circle Blvd. Woodland Hills, CA 91367

### Electric Rate Analysis

Electrical utility service at El Camino Real Charter High School is provided by the Los Angeles Department of Water and Power (LA DWP). LA DWP is a municipal owned utility company serving the greater Los Angeles area.

In parallel with the utility analysis, the electrical data was analyzed to see if there were any opportunities for savings from switching accounts to a different utility rate. In some cases utility cost savings can be achieved by merely switching to a more advantageous rate based usage. For this facility, a rate change is not available at this time.

### Gas Infrastructure

The table below provides a summary of the gas accounts that were included in this utility analysis. The utility providing the natural gas service is the Southern California Gas Company.

Meter Count	Account No.	Meter No.
(1)	0690132500	10140364





## Energy Efficiency Measures

El Camino Real Alliance - El Camino Real Charter High School

---

# 5. Energy Efficiency Measures

## Overview

The development of this program has incorporated a systematic approach towards determining how to meet the technical, operational goals and requirements of the Prop. 39 program. Various system configurations and technologies have been evaluated for cost-effectiveness and technical consistency.

## EEM 001.00: Lighting Upgrade

### Interior Lighting Upgrade

OpTerra ES has investigated the use of LED lighting technology for a variety of different lighting applications. With the advancement of this technology, there is an opportunity to utilize LED lighting for classrooms, office spaces, open spaces, and other locations within the facilities. LED replacements will make an immediate difference and will be noticed with light coverage, lamp quality, energy savings, maintenance savings, long life and efficiency.

The survey of the facilities revealed that the majority of the interior lighting consists of linear fluorescent fixtures with older generation T8 linear fluorescent lamps, recessed-can fixtures with screw-in and plug-in compact fluorescent lamps of various wattages, as well as miscellaneous HID fixtures.

### Exterior Lighting Upgrade

The survey of the facilities revealed that the majority of the exterior pole mounted fixtures and area lighting fixtures include flood, wall pack, and canopy fixtures with metal halide, high pressure sodium, and CFL lamps. Lighting technologies available today have advanced to be more energy efficient and have made it possible to retrofit lighting that is only a few years old and still provide a reasonable return on investment.

### Lighting Controls

In most cases, the control strategy will include reusing the automatic operation of the lighting, but will also take into account the needs of the space's occupants as well as what is necessary to comply with mandatory energy codes. Further control strategy decisions will involve what devices will be employed to satisfy those needs.

Control technologies, on the other hand, usually refer to the type of device that will be used to carry out a specific strategy and what method the device will use to operate (passive infrared, ultrasonic or dual technology sensors, timers, daylighting controllers or multi-level dimming control).

#### Occupancy-based Control

Switching lighting off and on in response to the occupancy of a particular space is not dependent on time intervals or scheduled periods, but responds to the individual usage of a controlled space.

#### Vacancy-based Control

Switching lighting off in response to a space becoming vacant is not dependent on time intervals or scheduled periods, but responds to the individual usage of a controlled space. This kind of device is currently most often used to meet California's Title 24 requirements for residential buildings. Manual-on requirements are emerging in recent energy code revisions, including ASHRAE 90.1-2010 and others.

#### Scheduled Control

Managing lighting according to time schedules based on when buildings are open/occupied and closed/unoccupied.



## Energy Efficiency Measures

El Camino Real Alliance - El Camino Real Charter High School

---

### Photo sensor Control (Exterior applications)

Photo sensors sense ambient light conditions and disable the lighting when sufficient ambient light exists. These are typically for all types of outdoor lighting.

The lighting sensors and controls researched for wireless or non-wireless sensors meet T24 requirements with options to shut off interior lighting when rooms are unoccupied or dim using a photo sensor to capture natural lighting while not losing any desktop light levels.

### **The scope of work includes the following:**

Existing light fixtures will be retrofitted new LED tubes and drivers and control systems necessary to meet the CA Title 24 energy codes. An effort has been made for standardization of fixtures. The associated school district to El Camino Charter High School, Los Angeles Unified School District has a list of pre-approved fixtures that they have qualified for installation on their campuses. An effort has been made to utilize those fixtures where applications were appropriate. In general, OpTerra ES proposes converting all existing fixtures on a one-for-one basis, and will not redesign or change the existing layouts and quantities. Existing structural attachments will be reused. OpTerra ES will provide photometric analyses of select representative areas on an as-needed basis.

- Complete final engineering and prepare plans and specification.
- Record pre and post light-levels.
- Provide equipment submittal for approval and compliance with LAUSD specifications.
- Upgrade existing fixtures with new LED tubes and drivers.
- Provide vacancy/occupancy, dimming, and shutoff controls as applicable to meet CA Title 24 requirements.
- Existing fixtures receiving kits will be cleaned.
- Disposal of old lamps and ballasts per EPA, or other state and local regulations. The District will be provided documentation (manifest etc.) of proper disposal.

## Renewable Energy

Renewable energy solar photovoltaic solutions offset a large portion of the utility costs, meet the savings to investment ratio outlined by Prop. 39

### EEM 002.00: Solar Photovoltaic Carport Structures

El Camino Real Charter High School's faculty parking provides adequate space to locate three double cantilever solar shade canopies, totaling 318.3kW.

### PV Syst information

PVsyst was used to model the annual generation on the proposed solar PV system at El Camino Real Charter High School. Three array parking canopies were identified by the school as adequate locations for solar PV to be connected to the main meter on campus. Weather data for Los Angeles Metro was used to model the anticipated production levels for a solar photovoltaic system in Woodland Hills.

The scope of work includes the following:

- Perform final engineering and design.
- Select equipment in accordance to Los Angeles Department of Water and Power Solar Incentive Program
- File Solar Incentive Program Application and pay application deposit.
- Confirm material pricing and subcontractor labor requirements.



# Energy Efficiency Measures

El Camino Real Alliance - El Camino Real Charter High School

---

## Mechanical & Electrical

The mechanical system audit and pre-commissioning process identified the following mechanical EEMs that would improve efficiency (energy and operation) and reduce maintenance costs. These mechanical EEMs are practical solutions to provide utility cost relieve while meeting the savings to investment ratio outlined by Prop. 39

### EEM 003.00: Variable Speed Drives on Chiller Plant Pumps

El Camino Real Charter High School's main buildings are served by a central chilled water and heating hot water plant. This EEM will convert chilled water central plants' constant speed pump motors (condensing water and chilled water) to variable speed by installing frequency drives on them. Currently, the pumps in chilled water system are running constantly during the hours of operation of the facility. The pumps don't ramp up or down depending on the cooling load of the building. After the conversion, the pumps will change its speed depending on load which will be a significant energy reduction.

The scope of work includes the following:

- Perform final engineering and design.
- Select equipment in accordance to LAUSD technical specifications or request and obtain a variance.
- Prepare construction drawings and specifications.
- Obtain Division of State Architect approval.
- Furnish and install devices and equipment (2-way valves, variable frequency drives, etc.).
- Testing Adjusting and Balance report will be provided to LAUSD for review and acceptance.
- Start-up and commission new system.
- Provide training of District personnel in accordance to the District's Specifications and General Conditions

### EEM 004.00: High Efficiency Transformer Upgrade

Transformers continue to operate (and consume energy) whether equipment is plugged in and turned on or not. A majority of today's building connected load is electronic in nature, indicating a need for transformers that are K-rated and UL-Listed per code. Replacing the older inefficient distribution transformers with energy efficient transformers will bring the facility up to code and increase the reliability of the electrical infrastructure.

Replacing the old, inefficient transformers with new, ultra-high efficient transformers will yield energy savings and renew a key component of the infrastructure that powers all connected equipment. The table below, sizes and quantities of transformers that are recommended for replacement. In addition to efficiency improvements, the new transformers require less mechanical cooling to maintain and acceptable operating space temperature.



# Energy Efficiency Measures

El Camino Real Alliance - El Camino Real Charter High School

The energy savings and energy cost avoidance was derived from a spreadsheet analysis.

Transformer Identifier / Location	Qty.	Transformer Size kVA	Existing Efficiency	Proposed Efficiency
Bldg. A electrical room basement	1	75	93.1%	98.6%
Bldg. A electrical room basement	1	500	95.4%	99.2%
Bldg. A electrical room basement	1	300	94.3%	99.1%
Main electrical room	1	500	95.4%	99.2%
Main electrical room	1	225	94.0%	98.9%
Main electrical room	1	112.5	94.3%	98.8%
Bldg. H electrical room facing field	1	300	94.3%	99.1%
Bldg. G gym north side	1	300	94.3%	99.1%
Cafeteria north side	1	500	95.4%	99.2%
Bldg. A electrical room basement one door down	1	400	95.0%	99.0%



# Energy Efficiency Measures

El Camino Real Alliance - El Camino Real Charter High School

## Evaluated but Not Recommended

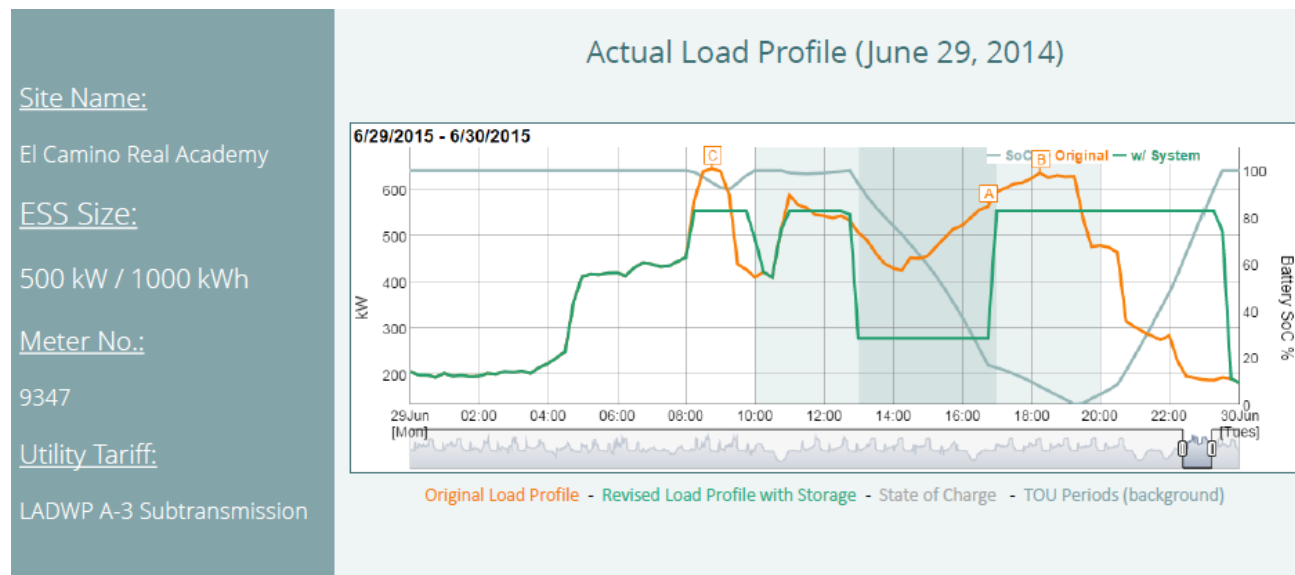
### EEM: Energy Storage

OpTerra ES has investigated the inclusion of battery storage systems at this site. With advancements in this technology, there is an opportunity to utilize battery storage systems to reduce KW load during LADWP'S peak demand billing rates while re-charging the battery systems during the low peak rates. These systems effectively move utility usage from less desirable times to more desirable times when rates are lower. The battery storage system reduces demand charges through counteracting the peaks and valleys of a facility's variable energy use by discharging from and charging up its batteries at key moments. This flattens the spikes in power usage, which reduces your demand charges.

The survey of the facility revealed that there is an opportunity at this location for battery storage peak KW load reduction. We propose:

- Interconnecting of the battery storage system. This will require the campus to be offline for the interconnection (which takes place right before the system goes live).
- The units can be installed indoor or outdoor although outdoor is preferred for this location since these units are the bigger size units. The unit evaluated was a 500kw/1MWh system which is a configuration of 2 250/500kwh units.
- 

### Load Leveling Graph



**Recommendation:** Based on the analysis, due to the low peak demand rates in LADWP, Energy Storage is not a financially advisable solution.



# STEM EnVision Education Curriculum

El Camino Real Alliance - El Camino Real Charter High School

## 6. STEM EnVision Education Curriculum

### Overview

#### El Camino Real Charter Alliance Education Partnership

As an extension of our facility upgrades, we strive to leverage our work in improving campus facilities to provide educational opportunities that give students an avenue to connect what they learn in the classroom to real-world conservation and sustainability applications. We offer a suite of customizable educational opportunities that engages students and staff in energy awareness and STEM experiences through the following pillars:

- Living Laboratories
- STEM Support Materials & Resources
- STEM Career Exposure
- Professional Development
- Behavioral Programs

### Scope of Work

Energy Education Offering
Solar Living Laboratory
Hands on Solar Energy Resources
Integrated STEM Project Based Learning Resources
Professional Development

#### Education Program Opportunities

OpTerra staff works in collaboration with our partners to discover their goals and needs for improving and coordinating STEM education efforts in the areas of sustainability and energy. Based on the facilities scope and the conversations we have had with ECRCHS, the education program components for ECRCHS include:

- The **Solar Living Laboratory** will provide students and teachers with live data from the school’s solar arrays. Data from the arrays will be available to ECRCHS and may include data points for local weather, solar production in kWh, and CO<sub>2</sub> offsets from the project. The data will be displayed on a student and teacher friendly website that can host photos, videos, links, education resources, and any other sustainability messaging, programs, and information ECRCHS wishes to highlight. The real and relevant data on the dashboards helps teachers to implement Common Core, while supporting lessons about energy, one of the cross-cutting concepts in the Next Generation Science Standards.
- **Hands-on solar energy resources-** Resources to promote inquiry and materials to help support and enrich science and STEM instruction. These hands-on resources include working solar panels that students can wire, position, and experiment with to better understand solar energy production. These resources make the connection between the solar arrays in the parking lots, the Living Laboratory online solar data, and the classroom with lesson plans, activities, etc.
- Access to online **project based learning** prompts and assessments- This resource focuses on interdisciplinary STEM lessons and includes both literacy and performance tasks, including grading rubrics for each assessment. Assignments are supported with videos, background reading, and an



## STEM EnVision Education Curriculum

El Camino Real Alliance - El Camino Real Charter High School

---

optional online assignment center. Tasks are aligned to current state standards, Common Core standards, and Next Generation Science Standards.

- **Professional development-** Sessions to improve content knowledge, model pedagogy, and familiarize teachers with energy, solar energy, and the energy education resources provided through this program. We have designed sessions to refresh teachers' knowledge of energy including electricity, renewables, and efficiency. These sessions will prepare teachers to utilize all of the resources that are part of the custom ECRCHS education program. Professional development can be delivered in a number of formats, locations, dates and times which will be determined in concert with ECRCHS.



# Incentives and Rebates

El Camino Real Alliance - El Camino Real Charter High School

## 7. Incentives and Rebates

Financial incentives for energy efficiency measures are sometimes offered through local utilities, as well as directly from the State of California. We investigated the availability of programs applicable to the project. It is very important to note that although these programs were in effect at the time this Report was issued, incentive programs can and do change or expire from time to time.

### Local Utility

#### Los Angeles Department of Water and Power

The schools are located in the Los Angeles, Department of Water and Power (LADWP) service region. LADWP currently has the following incentives programs available for the EEMs identified:

- Energy Efficiency Technical Assistance Program (EETAP)
- Custom Express Program
- Custom Performance Program

#### Summary of Available Incentives

Energy Conservation Measure	Incentive Level (\$/kWh)
Lighting Upgrades (Interior and Exterior)	\$0.15
Lighting Controls	\$0.10
HVAC Measures	\$0.25

#### Los Angeles DWP Solar Incentive

The LADWP has a solar incentive program, although funds are not assured until project application is received and approved.

Energy Conservation Measure	Incentive Level (\$/Watt ac)
Solar PV Installations (Non-profit / Govt. Rate)	\$1.15

#### Southern California Gas Company

The Southern California Gas Company has a general program to incentivize the conservation of natural gas.

Energy Conservation Measure	Incentive Level (\$/therm)
Various EEMs	\$1.00

These incentives are not guaranteed. For the purpose of the economic analysis, \$0.10 per kWh saved annually was used for all measures.





# Performance Assurance Plan

El Camino Real Alliance - El Camino Real Charter High School

## 8. Performance Assurance Plan

### Measurement & Verification of Savings

Measurement and Verification (M&V) is the process of using measurement to reliably determine energy or utility use reductions or “savings” achieved by implemented energy conservation measures. Savings are determined by comparing measured use before and after implementation of a project and making appropriate adjustments for changes in conditions.

#### M&V, When Completed Using Solid Engineering Protocols can:

- Increase energy savings over the life of the project
- Allow for Energy Use Predictions for budgeting and other financial purposes
- Capture Potential Usage Increases quickly to allow for corrections
- Improve engineering design and facility operations and maintenance

#### Proposition 39 M&V requirements:

The requirements of the Proposition 39 energy savings reporting is spelled out in the rules and regulations of the Proposition 39: California Clean Energy Jobs Act – 2015, Energy Expenditure Handbook latest update June 2015. This regulation requires that an annual progress status report is submitted for each approved energy expenditure plan to the Energy Commission, until all eligible energy measures within an energy expenditure plan are completed. In addition, a final report is required to be submitted 12 – 15 months after the completion of all energy measures in an energy expenditure plan. The Energy Commission is currently developing an online reporting process that has not yet been completed.

#### OpTerra’s 5 Year M&V Program:

OpTerra’s intention of M&V for this IGA is to not only provide the benefits above and comply with Proposition 39 but to also to comply with the International Performance Measurement and Verification Protocol (IPMVP) for 5 years after construction. This protocol is recognized by the National Association of Energy Service Companies (NAESCO) as the standard guideline of how savings resulting from energy conservation projects should be measured.

The IPMVP defines four broad options for measurement and verification of energy savings. Each option is applicable to specific situations, and oftentimes, more than one option is possible. Multiple options are often implemented on a single project. The categories of the IPMVP are as follows:

Option	Title	Description
Option A	Partially Measured Retrofit Isolation	<p>This option allows for the energy savings to be calculated using a sampling of field measurements combined with stipulated parameters. The savings, once calculated, are usually stipulated to for the life of the project. Ongoing actual measurements may or may not be used in this verification technique depending on whether the predicted savings and/or volatility of the measures implemented warrant the expenditure on additional field measurements.</p> <p>A possible application for using this option would be for lighting efficiency improvements whose performance may be relatively stable and not interdependent with other measures. The savings for the lighting upgrade would be quantified by measuring before and after power consumption for a representative sample of lighting circuits and by stipulating or agreeing to the hours of operation of each circuit.</p>
Option B	Retrofit Isolation	<p>Designed for projects where long-term continuous measurement of performance is desired and warranted. Under Option B, individual loads are continuously monitored to</p>



# Performance Assurance Plan

El Camino Real Alliance - El Camino Real Charter High School

Option	Title	Description
		<p>determine performance; and this measured performance is compared with a baseline to determine savings.</p> <p>A possible application for Option B measurement would be for the installation of a solar area. In this case the energy savings boundary is the entire array and the baseline is zero. Energy usage of the area would be negative, as the array is producing energy and adding it to the grid or for use by the facility. Total monthly savings would be equal to the energy produced that month and measured through utility grade meters on an on-going basis.</p> <p>For measures other than solar PV, this type of measurement can be expensive and complex, but may be implemented as an alternative to Option C to ensure the long-term success of the energy efficiency measures</p>
Option C	Whole Building	<p>Option C verification techniques measure savings by comparing the post-retrofit overall energy use in a building or facility with pre-retrofit energy baselines. Implicit in this measurement option is the necessity of identifying and accounting for the effects of changes to the facilities during the measurement period that are beyond the scope of the measures installed. The impact of building additions, changes in operating hours, remodeling projects, etc., that are implemented by the customer during the measurement period must have their energy impact accounted for if the true savings from the energy efficiency measures is to be assessed. This process can be time consuming and expensive in facilities that are very dynamic.</p> <p>However, there are many benefits to an Option C measurement. When significant interactions between energy consuming systems and energy efficiency measures are present, and for assessing savings for measures that are not easily measured directly, Option C may be the only viable method. Option C savings calculations also most closely emulate the bills from the utility company, and the calculations are easy to understand and explain</p>
Other	Stipulated Savings	<p>While not directly defined as an IPMVP option, the protocol recognizes that there are instances when measurement and verification of the savings is not warranted. In cases where the cost of measurement is too high as compared to the savings, where the parameters preclude accurate measurements, or where the confidence of the savings projections is high, the Client and OpTerra ES may agree to stipulate to those projected savings for the term of the project without any additional measurement and verification of the savings.</p>

Often overlooked is the necessity of identifying the M&V plan simultaneously with the project development. In some cases, it is necessary to drop or ignore a portion of savings associated with a specific retrofit for the simple reason that that portion is unreasonably expensive to measure. Implementation of a verification plan for the diverse types of EEMs typically involved in a performance guarantee usually requires a combination of methods to successfully measure savings. Even for a given EEM, verification categories may be crossed by combining a stipulated and an end-use measurement component into the savings calculation. Factors that guide the selection of an M&V method for each EEM include:

- Cost of measurement vs. savings
- Timing of measure installation
- Likelihood of future EEMs
- Degree of sub-metering within the facility
- Likelihood of sustainable savings from the measures
- Complexity of EEMs to be installed
- Level of interaction between EEMs
- Dynamics of the facility's energy baselines
- Likelihood of future construction



# Performance Assurance Plan

El Camino Real Alliance - El Camino Real Charter High School

Due to the variables and dynamics that are unique to each program an individual measurement and verification plan must be developed for each situation. While the specifics may vary, the general method employed will always follow one of the methods outlined in the IPMVP.

## Prop 39 Measurement & Verification 5 Year Program

The table below represents a proposed M&V approach which balances M&V cost with the value of savings associated with each component. OpTerra will provide the Alliance with an annual report of the following:

### 5 Year Measurement & Verification Method per Energy Measure

EEM No.	EEM Descriptions	Savings Component	M&V Method
001.00	Light Upgrade (LED)	Electricity, (kWh)	Option A
002.00	Renewable Energy Solar Photovoltaic Panels	Electricity, (kWh)	Option B
003.00	Central Plant Variable Speed Pumping	Electricity, (kWh)	Stipulated
004.00	High Efficiency Transformer Upgrade	Electricity, (kWh)	Option A

### Prop 39 Measurement & Verification Deliverable

In order to meet the requirements of Proposition 39 OpTerra will provide an annual progress status report that will be submitted for each approved energy expenditure plan to the Energy Commission, until all eligible energy measures within an energy expenditure plan are completed. In addition, OpTerra will provide an a final report to be submitted 12 – 15 months after the completion of all energy measures in an energy expenditure plan. OpTerra will using the Energy Commission’s online reporting process once it has been developed and released.



# Ideas + Action = Innovation

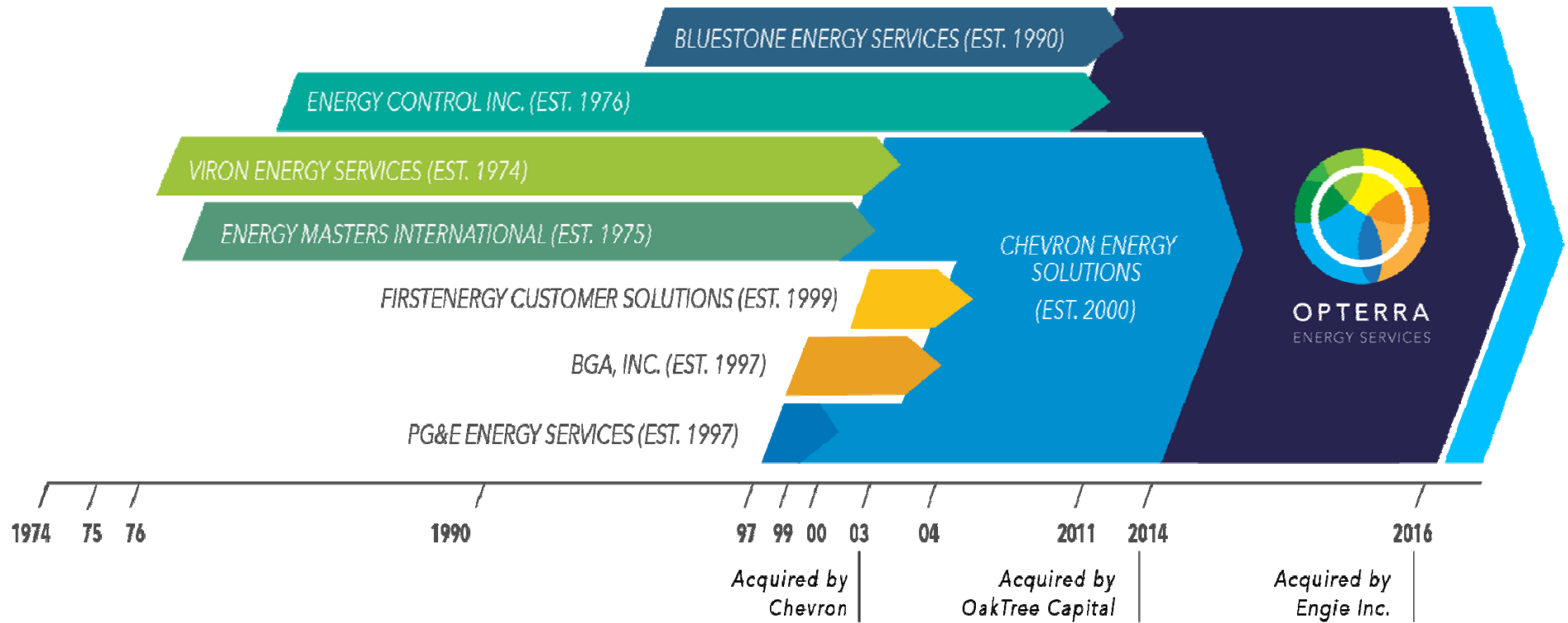
## A Plan of Action to Support Sustainable Initiatives and Education for El Camino Real Charter High School

February 15, 2017  
El Camino Real Alliance

Tony Lumino, P.E., Sr. Project Development Manager  
Andrew Lynn, Project Manager  
Briana Lewis, STEM Education Manager



# 40+ Year History





# Our Southern California Partners

## Municipalities

### Population

• City of Alhambra	84,5777
• City of Brea	40,963
• City of Delano	54,403
• City of Dinuba	23,347
• City of Garden Grove	175,140
• City of La Puente	40,435
• City of Lemoore	24,973
• City of Lompoc	43,509
• City of Los Angeles	3.8 M
• City of Norco	27,336
• City of Palm Springs	46,281
• City of Solana Beach	13,236
• City of South Gate	95,677

## K-12

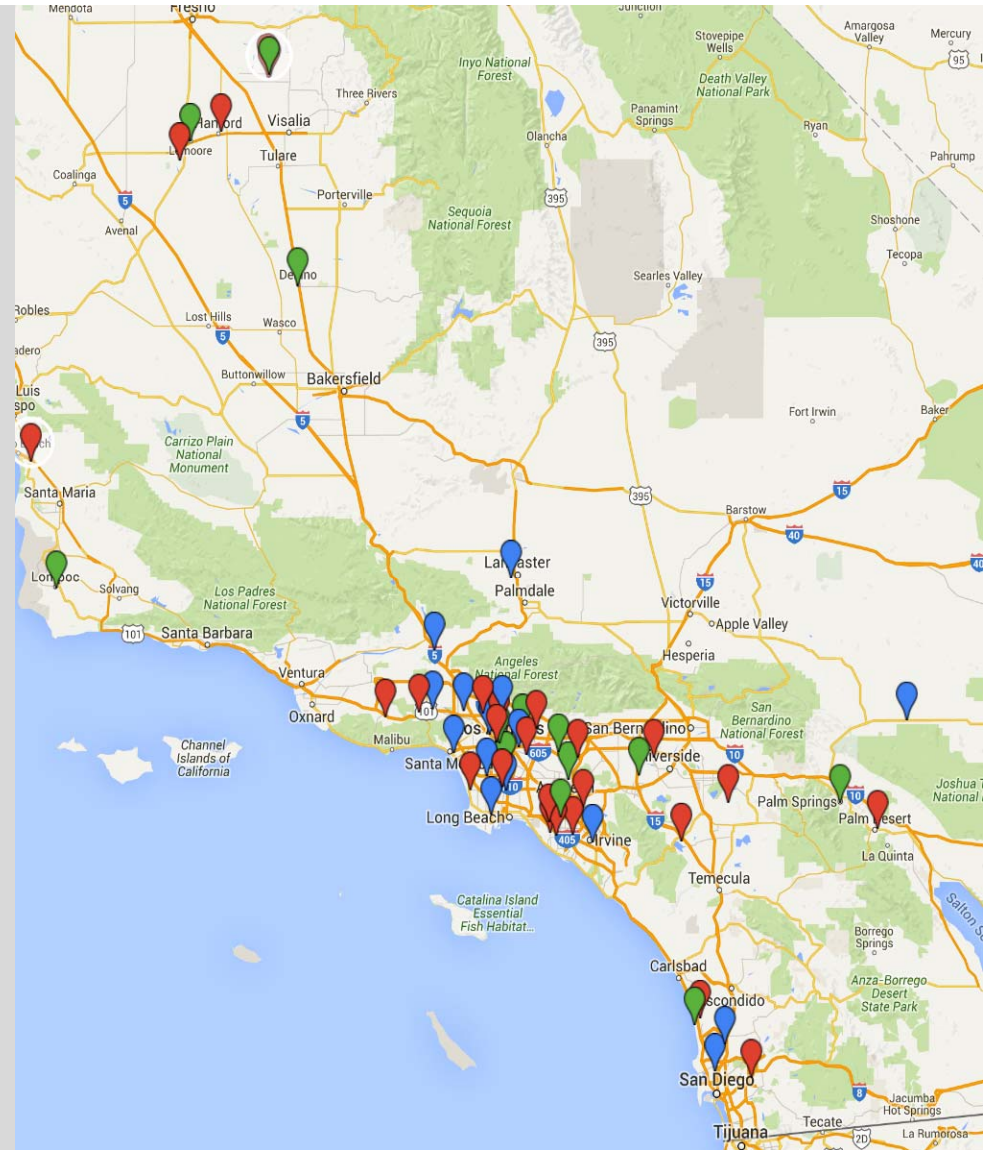
### Enrollment

• Burbank USD	15,433
• Compton USD	24,710
• Dinuba High School	1,911
• Dinuba Unified	6,450
• El Camino Real Charter HS	3,513
• Fountain Valley High School	3,487
• Grossmont Union HSD	22,555
• Hanford Elementary SD	5,800
• Huntington Beach City SD	7,173
• Jurupa Unified School District	19,471
• Lake Elsinore USD	22,316
• Lemoore Union High	2,347
• Los Angeles USD	653,826
• Lucia Mar Unified School District	10,634
• Manhattan Beach USD	6,894
• Montebello USD	29,951
• Nuvview Elementary School	617
• Oaks Christian School	1,400
• Orange Unified School District	29,750
• Palm Desert High School	2,003
• Roosevelt Elementary School	638
• Saddleback High School	1,810
• San Dieguito Union High	12,497
• Temple City Unified	5,920
• Westminster School District	9,720
• Walnut Valley USD	14,575

## Higher Education

### Enrollment

• Antelope Valley College	14,408
• College of the Canyons	3,845
• Copper Mountain College	2,091
• East Los Angeles College	7,421
• El Camino College	24,895
• Glendale Community College	16,871
• Irvine Valley College	13,362
• Los Angeles City College	20,430
• Los Angeles Harbor College	11,149
• Los Angeles Southwest College	7,591
• Los Angeles Valley College	20,667
• Pierce College	21,368
• San Diego Mesa College	25,972
• San Diego Miramar College	12,360
• Santa Monica College	31,118



# Three Dimensions of Impact

## Environmental Impact

Decarbonize energy sources

Improve energy and resource efficiency

## Human Impact

Connect building modernization with health, wellness and productivity of occupants

## Financial Impact

Reduce operating expenses, generate revenue streams

Support client missions



# Agenda



- Background
- Scope of Work
- Energy Education
- Financial Aspects
- Public Awareness and Outreach
- Next Steps





# OpTerra Energy Services



- Proposition 39 – Clean Energy Jobs Act  
June 2013, Senate Bill 73
- OpTerra chosen through a selection process
  - Extensive experience in K-12, turnkey design-build
  - Prop 39 Experience
  - LAUSD Experience
    - Four (8) Prop 39 HS sites under Design-Build implementation
    - Four (4) Prop 39 HS sites under Investment Grade Audit program development
    - Sixteen (16) PV installations in LAUSD
  - Energy Education program

# Energy Conservation Measures Proposed




Measure	Benefits beyond Energy Efficiency
LED Lighting and Controls Upgrades	<ul style="list-style-type: none"> <li>▪ Immediate improvement of light quality and coverage</li> <li>▪ Maintenance savings through extended fixture life</li> </ul>
Variable Speed Drives on Chiller Plant Pumps	<ul style="list-style-type: none"> <li>▪ Improved reliability of central plant cooling system</li> <li>▪ Improved comfort</li> </ul>
High Efficiency Transformer Upgrade	<ul style="list-style-type: none"> <li>▪ Improved power reliability by replacing old equipment</li> <li>▪ Lower cooling costs</li> </ul>
Solar PV	<ul style="list-style-type: none"> <li>• Allows for budget predictability and a hedge against rate escalation</li> <li>• Provides additional shade for parking</li> <li>• Shows environmental responsibility and demonstrates leadership</li> <li>• Secures new sources of revenue</li> <li>• Engages the community through public informational displays</li> </ul>

# El Camino Real Charter High School

## *Aerial View*



**OPTERRA**  
Energy Services



# El Camino Real Charter High School

*View from Valley Circle Blvd.*



# El Camino Real Charter High School

*View from Mariano Street*



# Educational Enrichment

*Our Team of Educators will Collaborate with You to Develop a Unique STEM Program*



## Bringing Data to Students

*Living Laboratories promote **critical thinking** and deeper student engagement through access to the **live data and technology** from your campus energy project.*

## Professional Development

*Our long-term partnership provides teachers ongoing development to master new resources as well as energy and sustainability topics.*



## STEM Resources

*Providing supplemental resources to motivate and engage students in the STEM learning process.*

*Focusing on teamwork, project-based learning, communication skills, and relevant hands-on experiences.*

## Bridging the Gap between the Classroom and Careers

*Career connections built into activities, demonstrated relevancy in lesson plans, and students led career exploration make a broad array of STEM careers relatable and achievable for students.*

# Possible Education Program for El Camino HS

A three year partnership to support students and teachers



## Living Laboratory

- Live data from **Solar** and **Electricity consumption**
- Online dashboard for teachers, students and the community
- Curricular supports to utilize the data in coursework
- Hands-on solar investigations
- Professional development available for all staff to support integration in the classroom

## Interdisciplinary Project-Based Learning

- Defined STEM™
- Developed with Understanding by Design
- Utilizes the GRASP model
- Performance Tasks, Literacy Tasks, and Applied Math Tasks
- Career Connections
- Aligned to CCSS, NGSS, Social Studies Standards
- Professional development available for all staff

## AP Environmental Science Supports

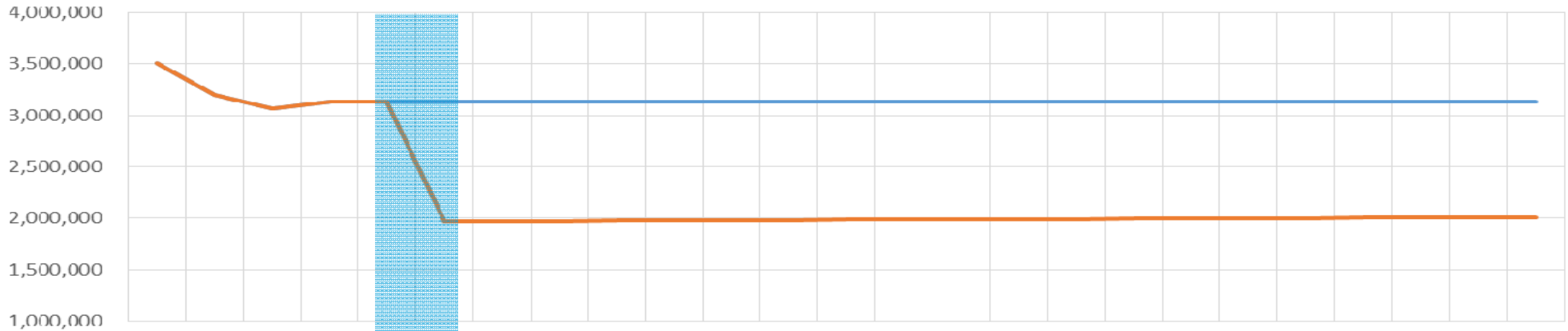
- Curation and development of curricular support in the fields of energy and sustainability
- Includes:
  - hands-on activities
  - kinesthetic models
  - interdisciplinary activities
- Aligned to CCSS and NGSS
- Professional development for APES teachers

# Trends of El Camino Real CHS Energy

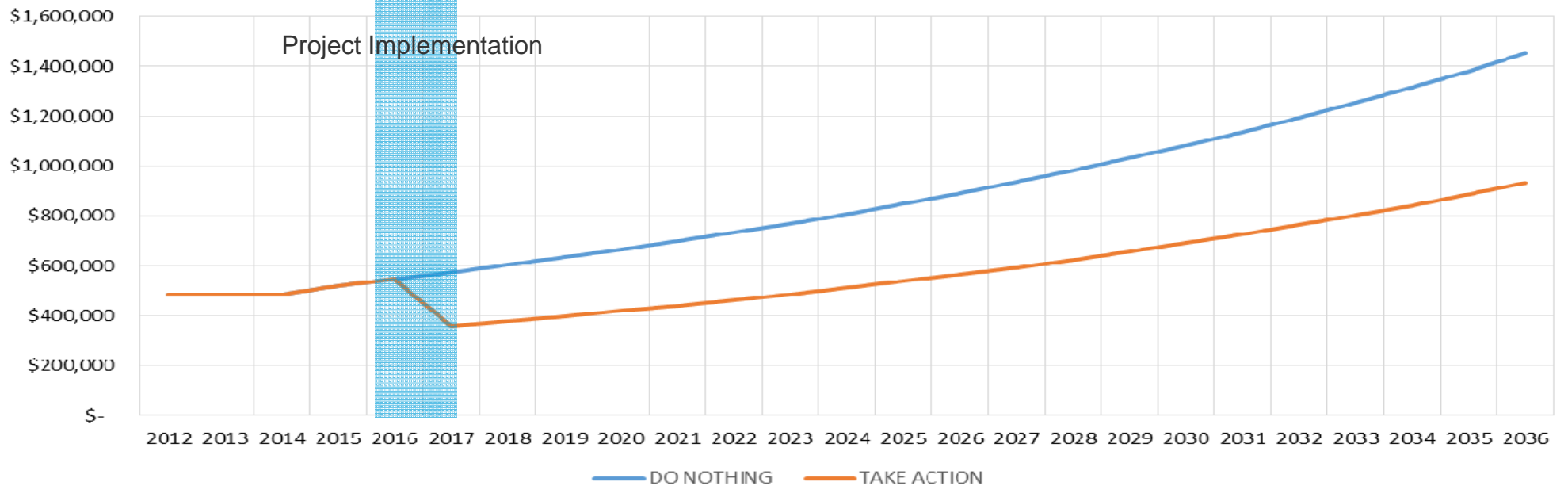
## Do Nothing vs. Take Action



**Forecasted Energy Purchase (kWh/year)**



**Forecasted Electric Costs (\$/year)**





# Energy Efficiency Measure Details



Energy Efficiency Measure Drop down menu	Description	Demand Savings (kW)	Annual Electric Savings (kWh)	Annual Cost Energy Savings (\$)	Measure Cost (\$)	Rebates (\$)	Total Leveraged Funding (\$)	EEM SIR
<i>Example: Lighting- Interior Fixture Retrofit</i>	<i>Replaced T12s with T8s</i>		101,029	\$ 14,511.00	\$ 141,604.00			1.69
Lighting- Interior Fixture Retrofit	LED Lighting Upgrades for all interior spaces	108.99	268,797	\$ 41,207	\$ 954,713	\$ 26,880	\$ 26,880	1.01
Lighting Controls	Upgrade Interior Fixtures with Lighting Controls						\$ -	
Lighting- Exterior Fixture Retrofit	LED lighting fixtures for exterior fixtures	33.90	135,427	\$ 16,251	\$ 243,805	\$ 13,543	\$ 13,543	1.39
Pumps, Motors, Drives- Variable Frequency Drives	Variable Speed Drives on Chilled Water and Condenser Water Pumps		74,280	\$ 11,387	\$ 59,073	\$ 7,428	\$ 7,428	3.55
Electrical- High Efficiency Transformer	Remove and replace existing low efficiency transformers with new high efficiency units.	20.90	182,308	\$ 27,948	\$ 599,570	\$ 18,231	\$ 18,231	1.36
Solar PV	Carport Shade Structures in Staff Lot	200.00	464,960	\$ 77,460	\$ 1,542,300	\$ 329,130	\$ 329,130	1.09
<b>LEA Level SIR Calculation</b>								
Savings-to-Investment Ratio:			1.18					

# Project Financial Summary

## In-Depth Look



- Investment = \$3,443,861
- Rebates & Incentives = \$1,162,000 est. (Prop 39 / LAUSD Solar / LAUSD Rebates)
- Net Cost = \$2,281,861

NPV: (20 yrs @ 0% DISC.)	\$ 5,520,331
NPV: (25 yrs @ 0% DISC.)	\$ 6,404,098
NPV: (20 yrs @ 3% DISC.)	\$3,897,140
NPV: (25 yrs @ 3% DISC.)	\$4,344,106
ROI: (20 years)	60.3%
ROI: (25 years)	86.0%
IRR: (20 years)	8.4%
IRR: (25 years)	9.0%

# Summary



- Capture Prop 39 Funds (\$768,000 est.)
- Capture LADWP Solar Incentive (\$329,130 est.)
- Capture LADWP Rebates (\$68,000 est.)
- Identify projects that
  - Reduce operating costs, provide an attractive ROI
  - Increase indoor quality,
  - Provide long term hedge against rising costs, and
  - Provide a platform for STEM focused curriculum
- Provide a fiscally beneficial outcome with guaranteed performance

# Highlight Success



OpTerra Energy Services offers inclusive community engagement strategies as a key part of all of our programs.

Our Community Program team will help communicate successes to the greater region, building pride and excitement in new projects unfolding at the school. The custom outreach plan can include:

- Ribbon Cutting & Groundbreaking Ceremonies
- Press Releases & Press Conferences
- Media Strategies





# Program Development Process

## Opportunity Assessment

### Milestones



OpTerra ES  
Completes Opportunity  
Assessment

## Program Development



DELIVERED October 2015

PDA Agreement  
Executed

OpTerra ES  
delivers Report

## Implementation

ESA Agreement  
Executed

Project  
Accepted

### Opportunity Assessment (No Fee)



### Program Development Agreement (Costs can roll into ESA)



### Energy Services Agreement (Turnkey Design-Build)

#### Scope of Work performed by OpTerra ES

- Site surveys
- Feasibility Energy Assessment
- High level analysis to determine opportunity
- Identify potential sustainability measures
- Provide estimated range of program costs and savings
- Identify and calculate preliminary rebates and incentives
- Identify preliminary financial structures

- Program Development Assessment (Investment Grade Energy Audit)
- Detailed engineering study & Preliminary Engineering
- Energy Efficiency, Facility Upgrades, Renewable Systems
- Conduct competitive procurement process
- Provide firm costs and savings on each scope of work
- Finalize financials and develop financial modeling alternatives
- Identify grants, rebates, incentives (i.e., PV)
- Confirm performance guarantee
- Prepare contract ready Scope of Work

- Complete final engineering
- Permits and approvals
- Procure materials and equipment
- Construction
- Project Performance Validation
- Commissioning, staff training
- Transition to ongoing O&M services where applicable



**OPTERRA**  
ENERGY SERVICES

## **OpTerra Energy Services**

We generate savings to direct dollars back into the classroom.

We link real world opportunities to learning experiences.

We bring technology into the classroom.

**And we engage students from day one in the world of STEM.**



## Coversheet

### Discuss NAEROK'S Proposal for Design Services and Permit Fees for Shoup Property

**Section:** IV. Financial  
**Item:** H. Discuss NAEROK'S Proposal for Design Services and Permit Fees for  
Shoup Property  
**Purpose:** Discuss  
**Submitted by:**  
**Related Material:** NAEROK BID Shoup Design.pdf



# NAEROK GROUP International

**Naerok Group International, Inc.**

3850 Wilshire Blvd #302, Los Angeles, CA 90010

TEL:(855) 462-3765, FAX: (213) 529-4336

Date: February 7, 2017

PROJECT# SHP-120716

Submitted to:

**El Camino Real Alliance**

**5440 Valley Cir Blvd.**

**Woodland Hills, CA 91367**

Project Name: **SHOUP AVE CAMPUS MODERNIZATION- SCHEDULE OF VALUES- PRE-CONSTRUCTION**

I am pleased to submit this Schedule of Values for complete Design & Submittal Services for the complete remodel of the 15,025 -square foot campus that will comply with the California Building Standards Code and the terms of the Conditional Use Permit. Charter schools are also required to adhere to the program accessibility requirements of Federal law (Americans with Disabilities Act and Section 504).

**Project Description:** LAUSD independent conversion school establishing an Independent Studies Program within the terms outlined in the approved Conditional Use Permit.

**Project Timeline:** Scope Commencement Immediately. Modernization to be complete and turned over for occupancy by or before October 1, 2017.

**Project scope of work:**

## ***Design Development Phase – I:***

---

1. Review with client the scope of work and general design direction.
  2. Perform Facilities Condition Assessment
  3. Create Design Criteria Package
  4. Design Team Orientation/Coordination:
    - a. Meet with city officials to review, clarify and confirm project direction. Designer shall attend all required meetings.
    - b. Meet with engineers to review, clarify and confirm project schedule and conceptual plans.
  5. Design:
    - a. Site Plan.
    - b. Create max usage plan.
    - c. Development program for existing & proposed.
    - d. Elevations
-





# NAEROK GROUP International

**Naerok Group International, Inc.**

3850 Wilshire Blvd #302, Los Angeles, CA 90010

TEL:(855) 462-3765, FAX: (213) 529-4336

## ***Construction Documents Phase – II:***

---

1. Construction Documents for all proposed structures:
  - a. Site Plan.
  - b. Roof Plan.
  - c. Floor Plan.
  - d. Electrical Plan.
  - e. Mechanical Plan
  - f. Plumbing Plan
  - g. Elevations.
  - h. Sections.
  - i. Details.
  - j. Title 24 Submittal.
  
2. Structural Plans:
  - a. Partial Foundation
  - b. Partial second floor framing
  - c. Partial roof framing
  - d. Structural details.
  - e. Structural Notes.
  - f. Calculations.

## ***Compensation:***

---

1. Schedule of Values for the services outlined above for fees in compliance with fee structure, rate schedules, and terms of the American Institute of Architects as follows:

<b>Construction Budget:</b>	<b>\$1,215,300.00</b>
-----------------------------	-----------------------

**Pre-Construction Services:**

<b>- Design and Architect Fees:</b>	<b>7% of Project Budget</b>	<b>\$85,071.00</b>
-------------------------------------	-----------------------------	--------------------

- Detailed Facility Assessment
- General Coordination
- Constructability Program Creation
- Coordination of Design and Construction Documents
- Architectural Services
- Landscape Architectural Services
- Civil Engineering Services
- Structural Engineering Services
- Mechanical Engineering Services
- Electrical Engineering Services
- Construction Planning

**Naerok Group International, Inc.**

3850 Wilshire Blvd #302, Los Angeles, CA 90010

TEL:(855) 462-3765, FAX: (213) 529-4336

**- Entitlement/Expediting fee: 3% of Project Budget \$36,459**

- Pre-Submittal Services
- Submittal package preparation
- Permit application package pickup and submittal
- Status update communications and follow up
- California State- DSA Submittal- Fire/Life Safety- ADA- Structural
- LA City Planning Submittal
- LADBS Submittal
- Correction review and analysis
- Correction package preparation and re-submittal
- Representation at hearings/plan check meetings

**Total: \$121,530.00**

**-Total for Structural, Mechanical, Electrical, and Plumbing Assessments (\$20,000 retainer already received)**

**-20,000.00 retainer  
- 3,500.00 Title 24 fee**

**-Remaining Design & Development Fees 98,030.00**

**SCHEDULE OF VALUES:**

<b>-Design and Architect Fees</b>	<b>61,000.00</b>
<b>-Construction Document Fees</b>	<b>8,000.00</b>
<b>-Entitlement/Expediting Fee</b>	<b>21,500.00</b>
<b>-Submittal and Paper Fees</b>	<b>7,530.00</b>

**-40% Deposit Due 39,212.00**

***Additional Services:***

1. Changes requested by client to work that has previously been approved will be billed on an hourly rate basis, per our hourly rate schedule of \$95/hr.
2. Additional work as mutually agreed upon that is not part of the services outlined herein (if design exceeds specified square footage) would be billed on an hourly rate basis, or an established fixed fee approved by the client.
3. Additional fire sprinkler plans.
4. FF&E-Interior Design Services- Furniture selection- Color coordination.

**Note: All plan check fees shall be paid directly by the owner to the respective agencies.**

**Payment Schedule:**

Payments are as follows: **\$39,212.40 (40% of Design & Development total)** will be accepted as a retainer and commencement fees. An additional 30% will be billed at time of initial plan check submission with the 40% of the Entitlement/Expediting Services Fee. Final Payments due when plan has been approved by The City of Los Angeles Building & Safety Department.

Respectfully,

**ROBERTO RAMOS  
PROJECT MANAGER/ARCHITECT  
CELL: 562-980-0679  
Email: robertramos@naerokgroup.com**

# Coversheet

## Discuss and Vote on Stipend for Human Resource Certifications

**Section:** IV. Financial  
**Item:** K. Discuss and Vote on Stipend for Human Resource Certifications  
**Purpose:** Vote  
**Submitted by:**  
**Related Material:** Human Resource Certifications.pdf

### Human Resource Certifications

<b>Certification</b>	<b>SHRM Certified Professional (SHRM-CP) from Society for Human Resource Management Association (SHRM)</b>	<b>SHRM Senior Certified Professional (SHRM-SCP) from Society for Human Resource Management Association (SHRM)</b>	<b>Professional in Human Resources® (PHR®) from HR Certification Institute (HRI)</b>	<b>Senior Professional in Human Resources® (SPHR®) from HR Certification Institute (HRI)</b>
<b>Description</b>	HR professionals who implement policies and strategies, serve as point of contact for staff and stakeholders, deliver HR services, and perform operational HR functions, should take the SHRM-CP exam.	HR professionals who develop strategies, lead the HR function, foster influence in the community, analyze performance metrics, and align HR strategies to organizational goals, should take the SHRM-SCP exam.	The PHR demonstrates mastery of the technical and operational aspects of HR management, including U.S. laws and regulations. The PHR is for the HR professional who has experience with program implementation, has a tactical/logistical orientation, is accountable to another HR professional within the organization, and has responsibilities that focus on the HR department rather than the whole organization.	The SPHR demonstrates mastery of the strategic and policy-making aspects of HR management as practiced in the U.S. The credential is designed for big-picture thinkers responsible for planning rather than implementing HR policy. Organizations seek out SPHR professionals for their proven accountability for HR department goals, for breadth and depth of knowledge in all HR disciplines, and for understanding business issues beyond the HR function.

<p><b>Eligibility Requirements for Non-HR Graduate Degree</b></p>	<p>At least 1 year in HR role. *Recertification will be required every three years, before each cycle end date. Professionals will need to earn 60 professional development credits (PDCs), within their recertification cycle begin and end dates, in order to recertify. Recertification credits will be awarded for the PDC categories of Advance Your Education, Advance Your Profession and/or Advance Your Organization.</p>	<p>At least 4 years in HR role. *Recertification will be required every three years, before each cycle end date. Professionals will need to earn 60 professional development credits (PDCs), within their recertification cycle begin and end dates, in order to recertify. Recertification credits will be awarded for the PDC categories of Advance Your Education, Advance Your Profession and/or Advance Your Organization.</p>	<p>At least 1 year of experience in a professional-level HR position. * PHR certification is valid for three years after testing. To maintain your PHR credential, you must earn 60 recertification credits over a three-year time span or retake the exam</p>	<p>At least 4 years of experience in a professional-level HR position. *To maintain SPHR credential, you must earn 60 recertification credits over a three-year time span or retake the exam. Of the 60 recertification credits required, 15 must be Business Management &amp; Strategy credits.</p>
<p><b>Cost</b></p>	<p>SHRM Member: \$300* USD Nonmember: \$400* USD *Includes \$50 nonrefundable application fee.</p>	<p>SHRM Member: \$300* USD Nonmember: \$400* USD *Includes \$50 nonrefundable application fee.</p>	<p>Exam Fee: \$375 Non-refundable Application Fee: \$75</p>	<p>Exam Fee: \$475 Non-refundable Application Fee: \$75</p>