



El Camino Real Alliance

Board Meeting

Date and Time

Wednesday January 18, 2017 at 5:00 PM

Location

El Camino Real Charter High School, Anderson Hall, 5440 Valley Circle Blvd, Woodland Hills, CA 91367

For board meeting materials, please see Donna Bennett in the school's main office, or contact her at (818) 595-7500 or do.bennett@ecrchs.net. Some board meeting materials are also posted in the school's website, (<http://ecrchs.net/ecr-board/>).

INSTRUCTIONS FOR PRESENTATIONS TO THE BOARD BY PARENTS AND CITIZENS

El Camino Real Alliance ("ECRA") welcomes your participation at ECRA's Board meetings. The purpose of a public meeting of the Board of Directors ("Board") is to conduct the affairs of ECRA in public. Your participation assures us of continuing community interest in our charter school. To assist you in the ease of speaking/participating in our meetings, the following guidelines are provided:

1. Agendas are available to all audience members at the door to the meeting.
 2. "Request to Speak" forms are available to all audience members who wish to speak on any agenda items or under the general category of "Oral Communications." "Oral Communications" is set aside for members of the audience to raise issues that are not specifically on the agenda. However, due to public meeting laws, the Board can only listen to your issue, not respond or take action. These presentations are limited to three (3) minutes and total time allotted to non-agenda items will not exceed twenty-five (25) minutes. The Board may give direction to staff to respond to your concern or you may be offered the option of returning with a citizen-requested item.
 3. You may also complete a "Request to Speak" form to address the Board on Agenda items. With regard to such agenda items, you may specify that agenda item on your "Request to Speak" form and you will be given an opportunity to speak for up to three (3) minutes before the item, and total time allocated to agenda items will not exceed six (6) minutes for a discussion item and nine (9) minutes per vote item.
 4. When addressing the Board, speakers are requested to state their name and adhere to the time limits set forth.
-

5. Any public records relating to an agenda item for an open session of the Board which are distributed to all, or a majority of all, of the Board members shall be available for public inspection at 5440 Valley Circle Blvd., Woodland Hills, California, 91367.

Consent Agenda: All matters listed under the consent agenda are considered by the Board to be routine and will be approved/enacted by the Board in one motion in the form listed below. Unless specifically requested by a Board member for further discussion or removed from the agenda, there will be no discussion of these items prior to the Board votes on them. The Executive Director recommends approval of all consent agenda items.

In compliance with the Americans with Disabilities Act (ADA) and upon request, El Camino Real Alliance may furnish reasonable auxiliary aids and services to qualified individuals with disabilities. Requests for disability related modifications or accommodations shall be made 24 hours prior to the meeting to Donna Bennett, office assistant, in person or by calling (818) 595-7500.

Agenda

	Purpose	Presenter	Duration
I. Opening Items			
A. Record Attendance and Guests		Melanie Horton	2
B. Call the Meeting to Order		Jonathan Wasser	2
C. Pledge of Allegiance		Scott Silverstein	2
D. Public Comments		Public	15
E. Presentation by The Village Nation		Dr. Watts	15
<p>The mission of The Village Nation is “to boost the capacity of caring adult mentors and support them in creating culturally responsive learning environments that engage and inspire African American youth and encourage them to embrace their natural intelligence and leadership capabilities.”</p>			
F. Executive Director's Report	Discuss	David Hussey	5
G. UTLA Update	Discuss	Jason Kinsella	5
II. Consent			
A. Review and Vote on December 14, 2016 Regular Board Meeting Minutes	Approve Minutes	Jonathan Wasser	5
B. Review and Vote on December 19, 2016 Special Board Meeting Minutes	Approve Minutes	Jonathan Wasser	5
III. School Business			
A. Closed Session: Public Employment, Title: Chief Business Officer (Location: ECRA Faculty Lounge)	Discuss	David Hussey	20
B. Open Session: Possible Board Approval of Resolution Regarding Executive Compensation for CBO	Vote	Jonathan Wasser	10
C. Possible Board Approval of Employment Agreement for the Chief Business Officer	Vote	Jonathan Wasser	5
D. Public Hearing: ECRA's Initial Proposal for re-opening negotiations for 2016-17 school year with UTLA	FYI	David Hussey	10
E. Public Hearing: UTLA's Initial Proposal for re-opening negotiations for 2016-17 school year with ECRA	FYI	Jason Kinsella	10
F. Discuss The Village Nation Events and Contract	Discuss	Dr. Watts	20
G. Vote on 2015-16 School Accountability Report Card (SARC)	Vote	David Hussey	10
H. Shoup Property Update	Discuss	Eric Wilson	10

IV. Governance

- A.** Update on Election for Classified Representative Discuss Jonathan Wasser 5

The election for the ECRA Board of Directors classified representative took place online from Wednesday, January 11 through Thursday, January 12.

- B.** Vote to Install New Classified Representative (Term Expires 6/30/18) Vote Jonathan Wasser 5
- C.** Discuss Spring 2017 Board Goals and Objectives Discuss Jonathan Wasser 15
- D.** Discuss Agenda Items for Upcoming Months Discuss Jonathan Wasser 5

V. Financial

- A.** Discuss and Possibly Take Action on Security of Cash Deposits Vote Patti Thompson Derry 10

Patti Thompson Derry of Hanmi Bank will discuss ECRA's cash deposits and recommendations for enhanced security.

- B.** Review and Vote on November Check Register Vote Dean Bennett 10
- C.** November 2016 Financial Update Discuss EdTec 15
- D.** Review and Vote on Plan for Use of College Readiness Block Grant Funds Vote Eric Wilson 15
- E.** Assign Permission to Validate Checks in ERP System to New Controller Vote David Hussey 5

This is a request to assign permission to validate checks in ECRA's Enterprise Resource Planning (ERP) system to our new controller, Mr. Philip Alfonso.

- F.** Discuss and Vote on the Transfer of Contacts for All 403 (b) and 457 Accounts Vote David Hussey 5

Remove Dave Fehle and Marshall Mayotte as trustees, and add David Hussey and Dean Bennett as trustees, on all 403 (b) and 457 accounts.

VI. Closing Items

- A.** Recognition of Outgoing Board Member Discuss Jonathan Wasser 5

Dr. Dennis Thompson resigned from the board effective January 1, 2017.

- B.** Adjourn Meeting Vote Jonathan Wasser 2

Cover Sheet

Review and Vote on December 14, 2016 Regular Board Meeting Minutes

Section: II. Consent
Item: A. Review and Vote on December 14, 2016 Regular Board Meeting Minutes
Purpose: Approve Minutes
Submitted by:
Related Material: Minutes for Board Meeting on December 14, 2016

APPROVED



El Camino Charter High School

Minutes

Board Meeting

Date and Time

Wednesday December 14, 2016 at 5:00 PM

Location

El Camino Real Charter High School, Anderson Hall, 5440 Valley Circle Blvd, Woodland Hills, CA 91367

REGULAR BOARD MEETING

For board meeting materials, please see Donna Bennett in the school's main office, or contact her at (818) 595-7500 or do.bennett@ecrchs.net. Some board meeting materials are also posted in the school's website, (<http://ecrchs.net/ecr-board/>).

INSTRUCTIONS FOR PRESENTATIONS TO THE BOARD BY PARENTS AND CITIZENS

El Camino Real Alliance ("ECRA") welcomes your participation at ECRA's Board meetings. The purpose of a public meeting of the Board of Directors ("Board") is to conduct the affairs of ECRA in public. Your participation assures us of continuing community interest in our charter school. To assist you in the ease of speaking/participating in our meetings, the following guidelines are provided:

1. Agendas are available to all audience members at the door to the meeting.
 2. "Request to Speak" forms are available to all audience members who wish to speak on any agenda items or under the general category of "Oral Communications." "Oral Communications" is set aside for members of the audience to raise issues that are not specifically on the agenda. However, due to public meeting laws, the Board can only listen to your issue, not respond or take action. These presentations are limited to three (3) minutes and total time allotted to non-agenda items will not exceed twenty-five (25) minutes. The Board may give direction to staff to respond to your concern or you may be offered the option of returning with a citizen-requested item.
 3. You may also complete a "Request to Speak" form to address the Board on Agenda items. With regard to such agenda items, you may specify that agenda item on your "Request to Speak" form and you will be given an opportunity to speak for up to three
-

(3) minutes before the item, and total time allocated to agenda items will not exceed six (6) minutes for a discussion item and nine (9) minutes per vote item.

4. When addressing the Board, speakers are requested to state their name and adhere to the time limits set forth.

5. Any public records relating to an agenda item for an open session of the Board which are distributed to all, or a majority of all, of the Board members shall be available for public inspection at 5440 Valley Circle Blvd., Woodland Hills, California, 91367.

Consent Agenda: All matters listed under the consent agenda are considered by the Board to be routine and will be approved/enacted by the Board in one motion in the form listed below. Unless specifically requested by a Board member for further discussion or removed from the agenda, there will be no discussion of these items prior to the Board votes on them. The Executive Director recommends approval of all consent agenda items.

In compliance with the Americans with Disabilities Act (ADA) and upon request, El Camino Real Alliance may furnish reasonable auxiliary aids and services to qualified individuals with disabilities. Requests for disability related modifications or accommodations shall be made 24 hours prior to the meeting to Donna Bennett, office assistant, in person or by calling (818) 595-7500.

Directors Present

Jonathan Wasser, Scott Silverstein, Steve Cohen, Steven Kofahl

Directors Absent

Dennis Thompson, Julie Kornack, Robert Weinberg

Guests Present

David Hussey, Dean Bennett, Eric Wilson, Fernando Delgado, Melanie Horton

I. Opening Items

A. Record Attendance and Guests

B. Call the Meeting to Order

Jonathan Wasser called a meeting of the board of directors of El Camino Charter High School to order on Wednesday Dec 14, 2016 @ 5:11 PM at El Camino Real Charter High School, Anderson Hall, 5440 Valley Circle Blvd, Woodland Hills, CA 91367.

C. Pledge of Allegiance

D. Public Comment on Non-Agenda Items

There was one public speaker with comments.

E. Welcome New Board Members

F. Public Comment from Candidates for New Board Positions

Six candidates made comments.

G. Executive Director's Report

H. UTLA Update

II. Consent

A. Review and Vote on the November 30th Special Board Meeting Minutes

Scott Silverstein made a motion to approve minutes from the Board Meeting on 11-30-16.

Steve Cohen seconded the motion.

The board **VOTED** to approve the motion.

Roll Call

Robert Weinberg Absent
Scott Silverstein Aye
Dennis Thompson Absent
Steven Kofahl Abstain
Steve Cohen Aye
Jonathan Wasser Aye
Julie Kornack Absent

III. Governance

A. Discuss Timeline and Process for Upcoming ECRA Board Election

B. Discuss Board Committee's Recommendations for Community Representatives

The Community Representative Nomination Committee recommended Andrea Breur for the term expiring 6/30/18, and Sheila Williams for the term expiring 6/30/19.

C. Vote to Install New Community Representative (Term Expires 6/30/18)

Scott Silverstein made a motion to install Andrea Breur as the new Community Representative (term expires 6/30/18).

Steve Cohen seconded the motion.

The motion did not carry.

Roll Call

Scott Silverstein Aye
Julie Kornack Absent
Steven Kofahl Abstain
Robert Weinberg Absent
Jonathan Wasser Aye
Steve Cohen Abstain
Dennis Thompson Absent

D. Vote to Install New Community Representative (Term Expires 6/30/19)

Scott Silverstein made a motion to table this item until the next board meeting.

Steve Cohen seconded the motion.

The board **VOTED** unanimously to approve the motion.

Roll Call

Steven Kofahl Aye
Jonathan Wasser Aye
Steve Cohen Aye
Julie Kornack Absent
Scott Silverstein Aye
Robert Weinberg Absent
Dennis Thompson Absent

E. Discuss Stakeholder Questions Regarding Why Current Parents & Paid Employees Cannot Serve on Board

IV. Financial

A. Review and Vote on 2015-16 Audited Financial Statements

Steve Cohen made a motion to approve the 2015-16 audited financial statements.

Steven Kofahl seconded the motion.

The board **VOTED** unanimously to approve the motion.

Roll Call

Scott Silverstein Aye
Julie Kornack Absent
Jonathan Wasser Aye
Dennis Thompson Absent
Steve Cohen Aye
Robert Weinberg Absent
Steven Kofahl Aye

B. Review and Vote on October Check Register

Steve Cohen made a motion to approve the October check register.

Scott Silverstein seconded the motion.

The board **VOTED** unanimously to approve the motion.

Roll Call

Scott Silverstein Aye
Dennis Thompson Absent
Jonathan Wasser Aye
Steve Cohen Aye
Julie Kornack Absent
Robert Weinberg Absent
Steven Kofahl Aye

C. October 2016 Financial Update

D. Review and Vote on 2016/17 1st Interim Financials

Scott Silverstein made a motion to approve the 2016/17 1st interim financials.

Steve Cohen seconded the motion.

The board **VOTED** unanimously to approve the motion.

Roll Call

Julie Kornack Absent
Dennis Thompson Absent
Scott Silverstein Aye
Steven Kofahl Aye
Steve Cohen Aye
Robert Weinberg Absent
Jonathan Wasser Aye

E. Review and Vote on the 2016/17 EPA Expenditure Plan & Resolution

Steve Cohen made a motion to approve the 2016/17 EPA expenditure plan and resolution.

Steven Kofahl seconded the motion.

The board **VOTED** unanimously to approve the motion.

Roll Call

Dennis Thompson Absent
Scott Silverstein Aye
Julie Kornack Absent
Steve Cohen Aye

Robert Weinberg Absent
Jonathan Wasser Aye
Steven Kofahl Aye

F. Business Updates

G. Discuss Plan for Use of College Readiness Block Grant Funds

V. School and Policies

A. Review and Vote on Copier Agreement

Steve Cohen made a motion to approve the copier agreement.
Steven Kofahl seconded the motion.
The board **VOTED** unanimously to approve the motion.

Roll Call

Jonathan Wasser Aye
Steve Cohen Aye
Dennis Thompson Absent
Steven Kofahl Aye
Robert Weinberg Absent
Scott Silverstein Aye
Julie Kornack Absent

B. Discuss and Vote to Rescind March 2016 Material Revision

Steven Kofahl made a motion to rescind the March 2016 material revision.
Steve Cohen seconded the motion.
The board **VOTED** unanimously to approve the motion.

Roll Call

Jonathan Wasser Aye
Scott Silverstein Aye
Julie Kornack Absent
Steve Cohen Aye
Robert Weinberg Absent
Dennis Thompson Absent
Steven Kofahl Aye

C. Vote on New Material Revision

Steve Cohen made a motion to approve the new material revision.
Steven Kofahl seconded the motion.
The board **VOTED** unanimously to approve the motion.

Roll Call

Steve Cohen Aye
Steven Kofahl Aye
Scott Silverstein Aye
Julie Kornack Absent
Jonathan Wasser Aye
Dennis Thompson Absent
Robert Weinberg Absent

D. Review and Vote on Revised Fiscal Polices & Procedures

Steve Cohen made a motion to approve the revised Fiscal Polices and Procedures.
Steven Kofahl seconded the motion.
The board **VOTED** unanimously to approve the motion.

Roll Call

Scott Silverstein Aye
Julie Kornack Absent
Robert Weinberg Absent
Dennis Thompson Absent
Steven Kofahl Aye
Jonathan Wasser Aye
Steve Cohen Aye

E. Discuss International Student Program

VI. Other Business

A. CBO and CCO Recruitment Update

B. Discuss Executive Position Titles

C. Discuss and Vote on Salary Tables for New Positions

Steve Cohen made a motion to table this item until the next board meeting.

Steven Kofahl seconded the motion.

The board **VOTED** unanimously to approve the motion.

Roll Call

Robert Weinberg Absent
Dennis Thompson Absent
Scott Silverstein Aye
Steven Kofahl Aye
Steve Cohen Aye
Jonathan Wasser Aye
Julie Kornack Absent

VII. Closing Items

A. Recognition of Outgoing Board Member

B. Training on New Fiscal Policies and Procedures

C. Adjourn Meeting

Steven Kofahl made a motion to adjourn the meeting.

Steve Cohen seconded the motion.

The board **VOTED** unanimously to approve the motion.

Roll Call

Robert Weinberg Absent
Steve Cohen Aye
Steven Kofahl Aye
Jonathan Wasser Aye
Dennis Thompson Absent
Scott Silverstein Aye
Julie Kornack Absent

There being no further business to be transacted, and upon motion duly made, seconded and approved, the meeting was adjourned at 10:40 PM.

Respectfully Submitted,
Melanie Horton

Cover Sheet

Review and Vote on December 19, 2016 Special Board Meeting Minutes

Section: II. Consent
Item: B. Review and Vote on December 19, 2016 Special Board Meeting Minutes
Purpose: Approve Minutes
Submitted by:
Related Material: Minutes for Special Board Meeting on December 19, 2016

APPROVED



El Camino Charter High School

Minutes

Special Board Meeting

Date and Time

Monday December 19, 2016 at 3:30 PM

Location

El Camino Real Charter High School, Library, 5440 Valley Circle Blvd, Woodland Hills, CA 91367

SPECIAL BOARD MEETING

For board meeting materials, please see Donna Bennett in the school's main office, or contact her at (818) 595-7500 or do.bennett@ecrchs.net. Some board meeting materials are also posted in the school's website, (<http://ecrchs.net/ecr-board/>).

INSTRUCTIONS FOR PRESENTATIONS TO THE BOARD BY PARENTS AND CITIZENS

El Camino Real Alliance ("ECRA") welcomes your participation at ECRA's Board meetings. The purpose of a public meeting of the Board of Directors ("Board") is to conduct the affairs of ECRA in public. Your participation assures us of continuing community interest in our charter school. To assist you in the ease of speaking/ participating in our meetings, the following guidelines are provided:

1. Agendas are available to all audience members at the door to the meeting.
2. "Request to Speak" forms are available to all audience members who wish to speak on any agenda items or under the general category of "Oral Communications." "Oral Communications" is set aside for members of the audience to raise issues that are not specifically on the agenda. However, due to public meeting laws, the Board can only listen to your issue, not respond or take action. These presentations are limited to three (3) minutes and total time allotted to non-agenda items will not exceed twenty-five (25) minutes. The Board may give direction to staff to respond to your concern or you may be offered the option of returning with a citizen-requested item.
3. You may also complete a "Request to Speak" form to address the Board on Agenda items. With regard to such agenda items, you may specify that agenda item on your "Request to Speak" form and you will be given an opportunity to speak for up to three

- (3) minutes before the item, and total time allocated to agenda items will not exceed six (6) minutes for a discussion item and nine (9) minutes per vote item.
- 4. When addressing the Board, speakers are requested to state their name and adhere to the time limits set forth.
- 5. Any public records relating to an agenda item for an open session of the Board which are distributed to all, or a majority of all, of the Board members shall be available for public inspection at 5440 Valley Circle Blvd., Woodland Hills, California, 91367.

Consent Agenda: All matters listed under the consent agenda are considered by the Board to be routine and will be approved/enacted by the Board in one motion in the form listed below. Unless specifically requested by a Board member for further discussion or removed from the agenda, there will be no discussion of these items prior to the Board votes on them. The Executive Director recommends approval of all consent agenda items.

In compliance with the Americans with Disabilities Act (ADA) and upon request, El Camino Real Alliance may furnish reasonable auxiliary aids and services to qualified individuals with disabilities. Requests for disability related modifications or accommodations shall be made 24 hours prior to the meeting to Donna Bennett, office assistant, in person or by calling (818) 595-7500.

Directors Present

Beatriz Chen, Darin Ryburn, Dennis Thompson, Jonathan Wasser, Julie Kornack, Scott Silverstein, Steve Cohen, Steven Kofahl

Directors Absent

Robert Weinberg

Directors Left Early

Beatriz Chen, Julie Kornack

Guests Present

David Hussey, Janelle Ruley, Melanie Horton

I. Opening Items

A. Record Attendance and Guests

B. Call the Meeting to Order

Jonathan Wasser called a meeting of the board of directors of El Camino Charter High School to order on Monday Dec 19, 2016 @ 3:33 PM at El Camino Real Charter High School, Library, 5440 Valley Circle Blvd, Woodland Hills, CA 91367.

C. Pledge of Allegiance

D. Public Comment on Non-Agenda Items

There were no speakers with comments on non-agenda items.

E. Public Comment on Agenda Items

Three candidates for the Community Representative positions made comments.

II. Governance

A. Discuss Board Committee's Recommendations for Community Representatives

The Community Representative Nomination Committee recommended Beatriz Chen for the term expiring 6/30/18, and Sheila Williams for the term expiring 6/30/19.

B. Vote to Install New Community Representative (Term Expires 6/30/18)

Julie Kornack made a motion to vote to install Beatriz Chen as the new Community Representative (term expires 6/30/18).

Steve Cohen seconded the motion.

The board **VOTED** unanimously to approve the motion.

Roll Call

Robert Weinberg Absent

Jonathan Wasser Aye

Scott Silverstein Aye

Julie Kornack Aye

Steven Kofahl Aye

Steve Cohen Aye

Beatriz Chen left early.

C. Vote to Install New Community Representative (Term Expires 6/30/19)

Scott Silverstein made a motion to vote to install Sheila Williams as the new Community Representative (term expires 6/30/19).

Steve Cohen seconded the motion.

The motion did not carry.

Roll Call

Scott Silverstein Aye

Julie Kornack No

Dennis Thompson No

Beatriz Chen Absent

Steven Kofahl No

Steve Cohen Aye

Jonathan Wasser Aye

Robert Weinberg Absent

Julie Kornack made a motion to install Darin Ryburn as the new Community Representative (term expires 6/30/19).

Dennis Thompson seconded the motion.

The board **VOTED** to approve the motion.

Roll Call

Julie Kornack Aye

Steven Kofahl Aye

Scott Silverstein Aye

Beatriz Chen Absent

Jonathan Wasser No

Steve Cohen Aye

Dennis Thompson Aye

III. MOU Compliance

A. Discuss and Vote On Leadership and Administration Staff Recruitment and Transition Plan

Julie Kornack made a motion to approve the Leadership and Administration Staff Recruitment and Transition Plan.

Dennis Thompson seconded the motion.

The board **VOTED** to approve the motion.

Roll Call

Darin Ryburn	Abstain
Jonathan Wasser	Aye
Scott Silverstein	Aye
Steven Kofahl	Aye
Dennis Thompson	Aye
Steve Cohen	Aye
Beatriz Chen	Absent
Julie Kornack	Aye
Robert Weinberg	Absent

IV. Other Business

A. Discuss and Vote on Salary Tables for CBO and CCO positions

Scott Silverstein made a motion to approve the existing CBO salary table after removing the degree differentials for Master's degrees (other than MBA) and Certified Financial Planner certification; and approve a new salary table for the CCO position starting with a salary of \$121,000 with annual increases of 1.98% (up to five years) and a \$10,000 degree differential for a Juris Doctor degree. Steven Kofahl seconded the motion.

The board **VOTED** unanimously to approve the motion.

Roll Call

Darin Ryburn	Aye
Dennis Thompson	Aye
Steve Cohen	Aye
Scott Silverstein	Aye
Steven Kofahl	Aye
Julie Kornack	Absent
Robert Weinberg	Absent
Jonathan Wasser	Aye
Beatriz Chen	Absent
Julie Kornack	left early.

V. Closing Items

A. Adjourn Meeting

Darin Ryburn made a motion to adjourn the meeting. Steve Cohen seconded the motion.

The board **VOTED** unanimously to approve the motion.

Roll Call

Steve Cohen	Aye
Scott Silverstein	Aye
Beatriz Chen	Absent
Jonathan Wasser	Aye
Steven Kofahl	Aye
Darin Ryburn	Aye
Dennis Thompson	Aye
Julie Kornack	Absent
Robert Weinberg	Absent

There being no further business to be transacted, and upon motion duly made, seconded and approved, the meeting was adjourned at 5:59 PM.

Respectfully Submitted,
Melanie Horton

Cover Sheet

Open Session: Possible Board Approval of Resolution Regarding Executive Compensation for CBO

Section: III. School Business
Item: B. Open Session: Possible Board Approval of Resolution
Regarding Executive Compensation for CBO
Purpose: Vote
Submitted by:
Related Material: ECRA CBO Salary Table_December 2016 CBO Salary Table.pdf

CBO Salary Table

Updated December 19, 2016

Year	1	2	3	4	5
CBO Base Salary	137,100	140,000	143,900	147,300	150,700
<i>MBA Differential</i>	8,000	8,000	8,000	8,000	8,000
<i>CPA Differential</i>	5,000	5,000	5,000	5,000	5,000

Cover Sheet

Public Hearing:ECRA's Initial Proposal for re-opening negotiations for 2016-17 school year with UTLA

Section: III. School Business
Item: D. Public Hearing:ECRA's Initial Proposal for re-opening negotiations for 2016-17 school year with UTLA
Purpose: FYI
Submitted by:
Related Material: Agenda Item IIIA.pdf

AGENDA ITEM IIIA

PUBLIC HEARING: ECRA'S INITIAL PROPOSAL FOR RE-OPENING NEGOTIATIONS FOR 2016-17 SCHOOL YEAR WITH UTLA

El Camino Real Alliance

To: Board of Directors
El Camino Real Alliance

From: David Hussey, Executive Director
El Camino Real Alliance

Date: January 18, 2017

Re: **Public Disclosure of El Camino Real Alliance's
Initial Proposals for 2017 Negotiations With UTLA**

Consistent with its charter, El Camino Real Alliance (“ECRA”) is the independent public school employer of the employees of the Charter School as specified in the Educational Employment Relations Act (Government Code Section 3540, et seq.). This includes employees at ECRA who are represented by UTLA.

As such, this memorandum is to disclose to the public ECRA’s initial proposal pursuant to Government Code Section 3547 related to the collective bargaining agreement between ECRA and United Teachers Los Angeles (“UTLA”).

Article I “Agreement” of the applicable collective bargaining agreement provides that “each year each party may reopen for negotiations salary and health benefits, as well as two (2) articles per party.” Thus for 2017-2018, it is the intent of ECRA to negotiate the following articles:

- **Article XVII – Compensation:** ECRA may propose changes to the Article with the goal of fiscal integrity while maximizing student achievement.
- **Article XVIII Health and Welfare:** ECRA may propose possible cost saving measures including but not limited to changing plans.

In addition, ECRA reserves the right to include up to two (2) additional articles at a later date, in accordance with the Educational Employment Relations Act.

Cover Sheet

Vote on 2015-16 School Accountability Report Card (SARC)

Section: III. School Business
Item: G. Vote on 2015-16 School Accountability Report Card (SARC)
Purpose: Vote
Submitted by:
Related Material: ECRCHS 2015-16 SARC.pdf

El Camino Real Charter High

California Department of Education School Accountability Report Card Reported Using Data from the 2015-16 School Year

By February 1 of each year, every school in California is required by state law to publish a School Accountability Report Card (SARC). The SARC contains information about the condition and performance of each California public school. Under the Local Control Funding Formula (LCFF) all local educational agencies (LEAs) are required to prepare a Local Control Accountability Plan (LCAP), which describes how they intend to meet annual school-specific goals for all pupils, with specific activities to address state and local priorities. Additionally, data reported in an LCAP is to be consistent with data reported in the SARC.

- For more information about SARC requirements, see the California Department of Education (CDE) SARC Web page at <http://www.cde.ca.gov/ta/ac/sa/>.
- For more information about the LCFF or LCAP, see the CDE LCFF Web page at <http://www.cde.ca.gov/fq/aa/lc/>.
- For additional information about the school, parents/guardians, and community members should contact the school principal or the district office.

DataQuest

DataQuest is an online data tool located on the [CDE DataQuest Web page](#) that contains additional information about this school and comparisons of the school to the district and the county. Specifically, DataQuest is a dynamic system that provides reports for accountability (e.g., test data, enrollment, high school graduates, dropouts, course enrollments, staffing, and data regarding English learners).

Internet Access

Internet access is available at public libraries and other locations that are publicly accessible (e.g., the California State Library). Access to the Internet at libraries and public locations is generally provided on a first-come, first-served basis. Other use restrictions may include the hours of operation, the length of time that a workstation may be used (depending on availability), the types of software programs available on a workstation, and the ability to print documents.



David Hussey, Executive Director

Principal, El Camino Real Charter High

About Our School

The School Accountability Report Card is issued annually for each school in the State of California and provides an assessment of selected conditions related to the school, its resources, its successes, and the areas in which improvements may be needed.

As you read this report for our school, I believe that a picture will emerge of a school dedicated to improvement, a qualified faculty that is professionally and personally committed to meeting the learning needs of students, and a student body which is motivated to perform well.

Our school puts forth efforts to involve parents and community in our school and to keep them informed. Please do not hesitate to contact us if you have any questions or concerns regarding items in this report.

David Hussey, Executive Director

Contact

*El Camino Real Charter High
5440 Valley Cir. Blvd.
Woodland Hills, CA 91367-5949*

*Phone: 818-595-7500
E-mail: d.hussey@ecrchs.net*

About This School

Contact Information (School Year 2016-17)

District Contact Information (School Year 2016-17)	
District Name	Los Angeles Unified
Phone Number	(213) 241-1000
Superintendent	Michelle King
E-mail Address	michelle.king@lausd.net
Web Site	www.lausd.net

School Contact Information (School Year 2016-17)	
School Name	El Camino Real Charter High
Street	5440 Valley Cir. Blvd.
City, State, Zip	Woodland Hills, Ca, 91367-5949
Phone Number	818-595-7500
Principal	David Hussey, Executive Director
E-mail Address	d.hussey@ecrchs.net
Web Site	www.ecrchs.net
County-District-School (CDS) Code	19647331932623

Last updated: 1/13/2017

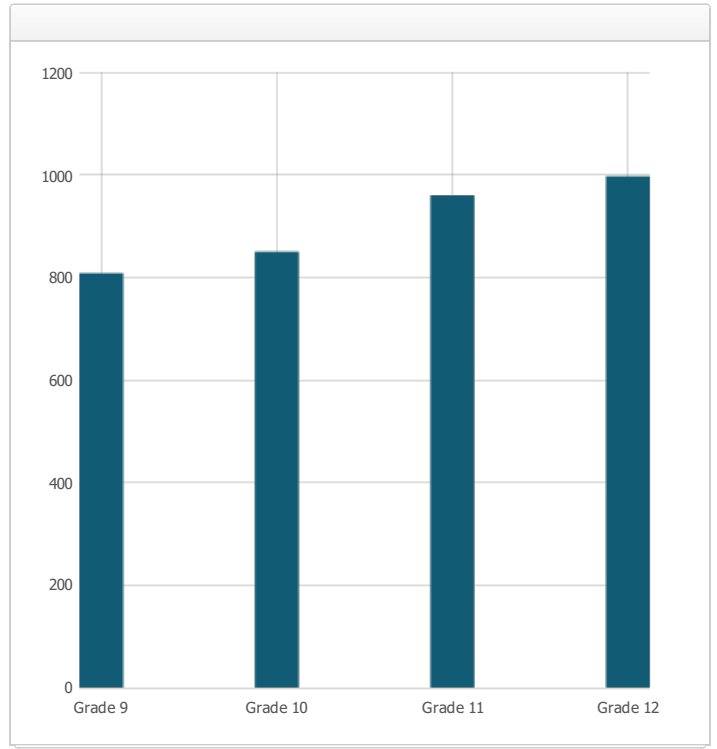
School Description and Mission Statement (School Year 2016-17)

<p>El Camino Real Charter High School is a comprehensive four-year high school located in the west San Fernando Valley, approximately 20 miles north of downtown Los Angeles. The school colors are dark blue, light blue, and camel and the mascot is the "Conquistadores". In 2009, El Camino was named a California Distinguished School by the California Department of Education.</p> <p>The mission of ECRCHS is to prepare our diverse student body for the next phase of their educational, professional, and personal journey through a rigorous, customized academic program that inspires the development of students' unique talents and skills, builds character, and provides opportunities for civic engagement and real-world experiences.</p>

Last updated: 1/13/2017

Student Enrollment by Grade Level (School Year 2015-16)

Grade Level	Number of Students
Grade 9	808
Grade 10	850
Grade 11	960
Grade 12	997
Total Enrollment	3615



Last updated: 1/13/2017

Student Enrollment by Student Group (School Year 2015-16)

Student Group	Percent of Total Enrollment
Black or African American	6.9 %
American Indian or Alaska Native	0.6 %
Asian	8.8 %
Filipino	5.1 %
Hispanic or Latino	27.3 %
Native Hawaiian or Pacific Islander	0.5 %
White	47.2 %
Two or More Races	3.0 %
Other	0.6 %
Student Group (Other)	Percent of Total Enrollment
Socioeconomically Disadvantaged	23.5 %
English Learners	2.4 %
Students with Disabilities	10.0 %
Foster Youth	0.2 %

Last updated: 1/13/2017

A. Conditions of Learning

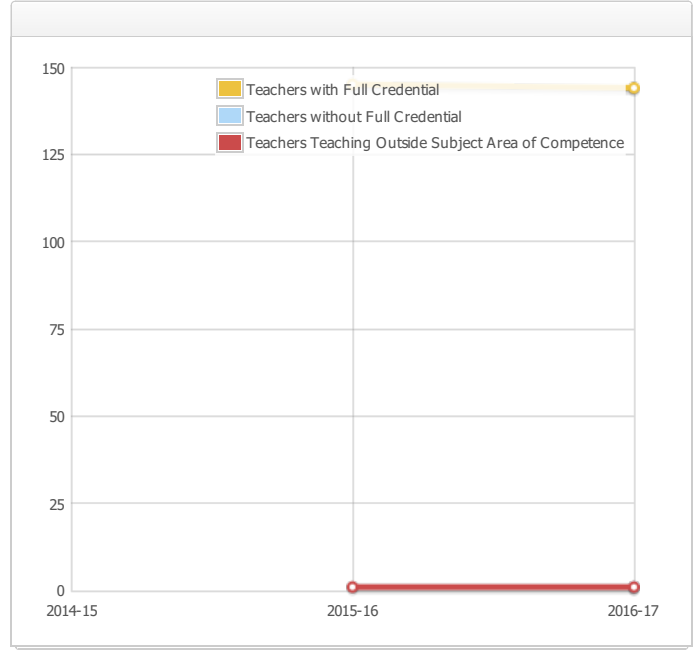
State Priority: Basic

The SARC provides the following information relevant to the State priority: Basic (Priority 1):

- Degree to which teachers are appropriately assigned and fully credentialed in the subject area and for the pupils they are teaching;
- Pupils have access to standards-aligned instructional materials; and
- School facilities are maintained in good repair

Teacher Credentials

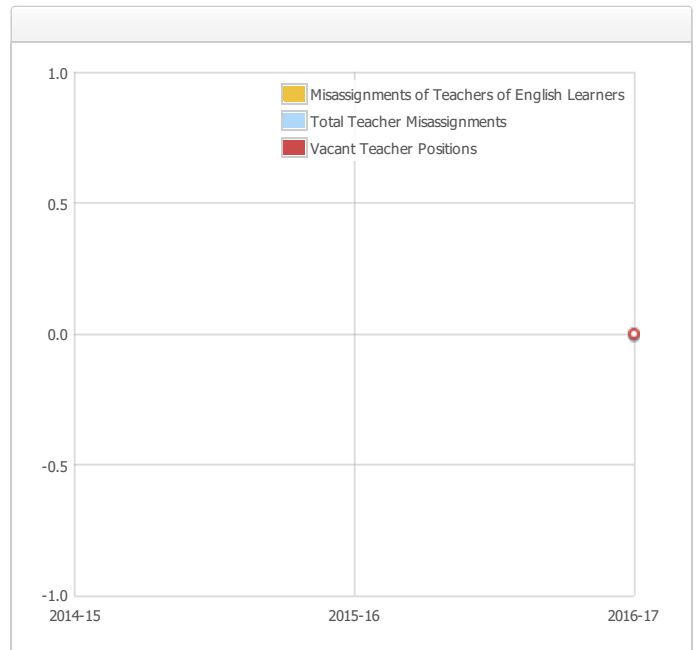
Teachers	School		District	
	2014-15	2015-16	2016-17	2016-17
With Full Credential		145	144	
Without Full Credential			1	
Teachers Teaching Outside Subject Area of Competence (with full credential)		1	1	



Last updated: 1/14/2017

Teacher Misassignments and Vacant Teacher Positions

Indicator	2014-15	2015-16	2016-17
Misassignments of Teachers of English Learners			0
Total Teacher Misassignments*			0
Vacant Teacher Positions			0



Note: "Misassignments" refers to the number of positions filled by teachers who lack legal authorization to teach that grade level, subject area, student group, etc.

* Total Teacher Misassignments includes the number of Misassignments of Teachers of English learners.

Last updated: 1/14/2017

Core Academic Classes Taught by Highly Qualified Teachers (School Year 2015-16)

Location of Classes	Percent of Classes In Core Academic Subjects Taught by Highly Qualified Teachers	Percent of Classes In Core Academic Subjects Not Taught by Highly Qualified Teachers
This School	100.0%	0.0%
All Schools in District	92.0%	8.0%
High-Poverty Schools in District	92.0%	9.0%
Low-Poverty Schools in District	98.0%	2.0%

Note: High-poverty schools are defined as those schools with student eligibility of approximately 40 percent or more in the free and reduced price meals program. Low-poverty schools are those with student eligibility of approximately 39 percent or less in the free and reduced price meals program.

Last updated: 1/14/2017

Quality, Currency, Availability of Textbooks and Instructional Materials (School Year 2016-17)

Year and month in which data were collected:

Subject	Textbooks and Instructional Materials/year of Adoption	From Most Recent Adoption?	Percent Students Lacking Own Assigned Copy
Reading/Language Arts	Prentice Hall Literature: Timeless Voices, Timeless Themes 2002 One World: A global anthology of short stories 2009	Yes	0.0 %
Mathematics	Geometry Algebra and Trigonometry: Structure and Method California Geometry Algebra 1: Concepts and Skills Geometry: Concepts and Applications Algebra 2 with Trigonometry Precalculus Enhanced with Graphing Utilities Accounting, Glencoe	Yes	0.0 %
Science	Glencoe Chemistry: Matter and Change Science, California 2007 Chemistry in the Community Principles of General Chemistry 2015 AP Chemistry: A Molecular Approach, Pearson 2014 Psychology in Everyday Life Psychology for High School The Man Who Mistook His Wife For A Hat: And Other Clinical Tales Conceptual Physics Pearson Physics AP Environmental Science	Yes	0.0 %
History-Social Science	High School World History - Pearson 2014 World Geography 2009 United States Government: Democracy in Action 2006	Yes	0.0 %
Foreign Language	Realidades Avancemos! - Levels 1, 2, and 3 - 2013	Yes	0.0 %
Health	Food, Nutrition & Wellness - McGraw Hill Parenting Rewards & Responsibilities, Teen Parenting Skills The Developing Child	Yes	0.0 %
Visual and Performing Arts	Clothing: Fashion, Fabrics, and Construction 2008 Homes & Interiors - McGraw Hill Music! Its Role and Importance In Our Lives Discovering Art History	Yes	0.0 %
Science Lab Eqpmt (Grades 9-12)	N/A	N/A	0.0 %

Note: Cells with N/A values do not require data.

Last updated: 1/14/2017

School Facility Conditions and Planned Improvements

El Camino Real Charter High School takes great efforts to ensure that the school is clean, safe, and functional. The school works with the Safety Coordinator, LAUSD, OEHS, and the California Charter Schools Association to conduct inspections. El Camino continues to work with LAUSD to ensure that the repairs necessary to keep the school in good repair and working order are completed in a timely manner. A work order process is used to ensure efficient services and that emergency repairs are given the highest priority. In Summer 2015, the LAUSD Small Learning Communities project was completed and resulted in the improvement of several classrooms and outdoor spaces. Also in Summer 2015, LAUSD replaced the football field. In Winter 2015, LAUSD completed the gym floor replacement project. El Camino has 14 campus safety officers that make sure students are in class and that the campus is safe. In addition, El Camino contracts with the Los Angeles School Police Department to have a full-time officer on campus.

Last updated: 1/14/2017

School Facility Good Repair Status

Year and month of the most recent FIT report: July 2016

System Inspected	Rating	Repair Needed and Action Taken or Planned
Systems: Gas Leaks, Mechanical/HVAC, Sewer	Good	
Interior: Interior Surfaces	Good	
Cleanliness: Overall Cleanliness, Pest/Vermin Infestation	Good	
Electrical: Electrical	Good	
Restrooms/Fountains: Restrooms, Sinks/Fountains	Good	
Safety: Fire Safety, Hazardous Materials	Good	
Structural: Structural Damage, Roofs	Good	
External: Playground/School Grounds, Windows/Doors/Gates/Fences	Good	

Overall Facility Rate

Year and month of the most recent FIT report: July 2016

Overall Rating	Good
----------------	------

Last updated: 1/14/2017

B. Pupil Outcomes

State Priority: Pupil Achievement

The SARC provides the following information relevant to the State priority: Pupil Achievement (Priority 4):

- Statewide assessments** (i.e., California Assessment of Student Performance and Progress [CAASPP] System, which includes the Smarter Balanced Summative Assessments for students in the general education population and the California Alternate Assessments [CAAs] for English language arts/literacy [ELA] and mathematics given in grades three through eight and grade eleven. The CAAs have replaced the California Alternate Performance Assessment [CAPA] for ELA and mathematics, which were eliminated in 2015. Only eligible students may participate in the administration of the CAAs. CAA items are aligned with alternate achievement standards, which are linked with the Common Core State Standards [CCSS] for students with significant cognitive disabilities); and
- The percentage of students who have successfully completed courses that satisfy the requirements for entrance to the University of California and the California State University, or career technical education sequences or programs of study.

CAASPP Test Results in English Language Arts/Literacy (ELA) and Mathematics for All Students

Subject	Percent of Students Meeting or Exceeding the State Standards					
	School		District		State	
	2014-15	2015-16	2014-15	2015-16	2014-15	2015-16
English Language Arts / Literacy (grades 3-8 and 11)	61.0%	61.0%	34.0%	39.0%	44.0%	48.0%
Mathematics (grades 3-8 and 11)	37.0%	39.0%	25.0%	29.0%	34.0%	36.0%

Note: Percentages are not calculated when the number of students tested is ten or less, either because the number of students in this category is too small for statistical accuracy or to protect student privacy.

Last updated: 1/14/2017

CAASPP Test Results in ELA by Student Group

Grades Three through Eight and Grade Eleven (School Year 2015-16)

ELA - Grade 3

Student Group	Total Enrollment	Number Tested	Percent Tested	Percent Met or Exceeded
All Students	--	--	--	--
Male	--	--	--	--
Female	--	--	--	--
Black or African American	--	--	--	--
American Indian or Alaska Native	--	--	--	--
Asian	--	--	--	--
Filipino	--	--	--	--
Hispanic or Latino	--	--	--	--
Native Hawaiian or Pacific Islander	--	--	--	--
White	--	--	--	--
Two or More Races	--	--	--	--
Socioeconomically Disadvantaged	--	--	--	--
English Learners	--	--	--	--
Students with Disabilities	--	--	--	--
Students Receiving Migrant Education Services	--	--	--	--
Foster Youth	--	--	--	--

Note: ELA test results include the Smarter Balanced Summative Assessment and the CAA. The "Percent Met or Exceeded" is calculated by taking the total number of students who met or exceeded the standard on the Smarter Balanced Summative Assessment plus the total number of students who met the standard on the CAAs divided by the total number of students who participated in both assessments.

Double dashes (--) appear in the table when the number of students is ten or less, either because the number of students in this category is too small for statistical accuracy or to protect student privacy.

Note: The number of students tested includes all students who participated in the test whether they received a score or not; however, the number of students tested is not the number that was used to calculate the achievement level percentages. The achievement level percentages are calculated using only students who received scores.

Last updated: 1/13/2017

ELA - Grade 4

Student Group	Total Enrollment	Number Tested	Percent Tested	Percent Met or Exceeded
All Students	--	--	--	--
Male	--	--	--	--
Female	--	--	--	--
Black or African American	--	--	--	--
American Indian or Alaska Native	--	--	--	--
Asian	--	--	--	--
Filipino	--	--	--	--
Hispanic or Latino	--	--	--	--
Native Hawaiian or Pacific Islander	--	--	--	--
White	--	--	--	--
Two or More Races	--	--	--	--
Socioeconomically Disadvantaged	--	--	--	--
English Learners	--	--	--	--
Students with Disabilities	--	--	--	--
Students Receiving Migrant Education Services	--	--	--	--
Foster Youth	--	--	--	--

Note: ELA test results include the Smarter Balanced Summative Assessment and the CAA. The "Percent Met or Exceeded" is calculated by taking the total number of students who met or exceeded the standard on the Smarter Balanced Summative Assessment plus the total number of students who met the standard on the CAAs divided by the total number of students who participated in both assessments.

Double dashes (--) appear in the table when the number of students is ten or less, either because the number of students in this category is too small for statistical accuracy or to protect student privacy.

Note: The number of students tested includes all students who participated in the test whether they received a score or not; however, the number of students tested is not the number that was used to calculate the achievement level percentages. The achievement level percentages are calculated using only students who received scores.

Last updated: 1/13/2017

ELA - Grade 5

Student Group	Total Enrollment	Number Tested	Percent Tested	Percent Met or Exceeded
All Students	--	--	--	--
Male	--	--	--	--
Female	--	--	--	--
Black or African American	--	--	--	--
American Indian or Alaska Native	--	--	--	--
Asian	--	--	--	--
Filipino	--	--	--	--
Hispanic or Latino	--	--	--	--
Native Hawaiian or Pacific Islander	--	--	--	--
White	--	--	--	--
Two or More Races	--	--	--	--
Socioeconomically Disadvantaged	--	--	--	--
English Learners	--	--	--	--
Students with Disabilities	--	--	--	--
Students Receiving Migrant Education Services	--	--	--	--
Foster Youth	--	--	--	--

Note: ELA test results include the Smarter Balanced Summative Assessment and the CAA. The "Percent Met or Exceeded" is calculated by taking the total number of students who met or exceeded the standard on the Smarter Balanced Summative Assessment plus the total number of students who met the standard on the CAAs divided by the total number of students who participated in both assessments.

Double dashes (--) appear in the table when the number of students is ten or less, either because the number of students in this category is too small for statistical accuracy or to protect student privacy.

Note: The number of students tested includes all students who participated in the test whether they received a score or not; however, the number of students tested is not the number that was used to calculate the achievement level percentages. The achievement level percentages are calculated using only students who received scores.

ELA- Grade 6

Student Group	Total Enrollment	Number Tested	Percent Tested	Percent Met or Exceeded
All Students	--	--	--	--
Male	--	--	--	--
Female	--	--	--	--
Black or African American	--	--	--	--
American Indian or Alaska Native	--	--	--	--
Asian	--	--	--	--
Filipino	--	--	--	--
Hispanic or Latino	--	--	--	--
Native Hawaiian or Pacific Islander	--	--	--	--
White	--	--	--	--
Two or More Races	--	--	--	--
Socioeconomically Disadvantaged	--	--	--	--
English Learners	--	--	--	--
Students with Disabilities	--	--	--	--
Students Receiving Migrant Education Services	--	--	--	--
Foster Youth	--	--	--	--

Note: ELA test results include the Smarter Balanced Summative Assessment and the CAA. The "Percent Met or Exceeded" is calculated by taking the total number of students who met or exceeded the standard on the Smarter Balanced Summative Assessment plus the total number of students who met the standard on the CAAs divided by the total number of students who participated in both assessments.

Double dashes (--) appear in the table when the number of students is ten or less, either because the number of students in this category is too small for statistical accuracy or to protect student privacy.

Note: The number of students tested includes all students who participated in the test whether they received a score or not; however, the number of students tested is not the number that was used to calculate the achievement level percentages. The achievement level percentages are calculated using only students who received scores.

ELA - Grade 7

Student Group	Total Enrollment	Number Tested	Percent Tested	Percent Met or Exceeded
All Students	--	--	--	--
Male	--	--	--	--
Female	--	--	--	--
Black or African American	--	--	--	--
American Indian or Alaska Native	--	--	--	--
Asian	--	--	--	--
Filipino	--	--	--	--
Hispanic or Latino	--	--	--	--
Native Hawaiian or Pacific Islander	--	--	--	--
White	--	--	--	--
Two or More Races	--	--	--	--
Socioeconomically Disadvantaged	--	--	--	--
English Learners	--	--	--	--
Students with Disabilities	--	--	--	--
Students Receiving Migrant Education Services	--	--	--	--
Foster Youth	--	--	--	--

Note: ELA test results include the Smarter Balanced Summative Assessment and the CAA. The "Percent Met or Exceeded" is calculated by taking the total number of students who met or exceeded the standard on the Smarter Balanced Summative Assessment plus the total number of students who met the standard on the CAAs divided by the total number of students who participated in both assessments.

Double dashes (--) appear in the table when the number of students is ten or less, either because the number of students in this category is too small for statistical accuracy or to protect student privacy.

Note: The number of students tested includes all students who participated in the test whether they received a score or not; however, the number of students tested is not the number that was used to calculate the achievement level percentages. The achievement level percentages are calculated using only students who received scores.

ELA - Grade 8

Student Group	Total Enrollment	Number Tested	Percent Tested	Percent Met or Exceeded
All Students	--	--	--	--
Male	--	--	--	--
Female	--	--	--	--
Black or African American	--	--	--	--
American Indian or Alaska Native	--	--	--	--
Asian	--	--	--	--
Filipino	--	--	--	--
Hispanic or Latino	--	--	--	--
Native Hawaiian or Pacific Islander	--	--	--	--
White	--	--	--	--
Two or More Races	--	--	--	--
Socioeconomically Disadvantaged	--	--	--	--
English Learners	--	--	--	--
Students with Disabilities	--	--	--	--
Students Receiving Migrant Education Services	--	--	--	--
Foster Youth	--	--	--	--

Note: ELA test results include the Smarter Balanced Summative Assessment and the CAA. The "Percent Met or Exceeded" is calculated by taking the total number of students who met or exceeded the standard on the Smarter Balanced Summative Assessment plus the total number of students who met the standard on the CAAs divided by the total number of students who participated in both assessments.

Double dashes (--) appear in the table when the number of students is ten or less, either because the number of students in this category is too small for statistical accuracy or to protect student privacy.

Note: The number of students tested includes all students who participated in the test whether they received a score or not; however, the number of students tested is not the number that was used to calculate the achievement level percentages. The achievement level percentages are calculated using only students who received scores.

ELA - Grade 11

Student Group	Total Enrollment	Number Tested	Percent Tested	Percent Met or Exceeded
All Students	967	909	94.0%	61.0%
Male	498	470	94.4%	55.4%
Female	469	439	93.6%	67.0%
Black or African American	84	81	96.4%	51.9%
American Indian or Alaska Native	--	--	--	--
Asian	82	80	97.6%	67.5%
Filipino	53	53	100.0%	81.1%
Hispanic or Latino	277	270	97.5%	53.3%
Native Hawaiian or Pacific Islander	--	--	--	--
White	439	396	90.2%	63.3%
Two or More Races	19	18	94.7%	66.7%
Socioeconomically Disadvantaged	246	235	95.5%	59.2%
English Learners	18	13	72.2%	--
Students with Disabilities	95	89	93.7%	21.4%
Students Receiving Migrant Education Services	--	--	--	--
Foster Youth	--	--	--	--

Note: ELA test results include the Smarter Balanced Summative Assessment and the CAA. The "Percent Met or Exceeded" is calculated by taking the total number of students who met or exceeded the standard on the Smarter Balanced Summative Assessment plus the total number of students who met the standard on the CAAs divided by the total number of students who participated in both assessments.

Double dashes (--) appear in the table when the number of students is ten or less, either because the number of students in this category is too small for statistical accuracy or to protect student privacy.

Note: The number of students tested includes all students who participated in the test whether they received a score or not; however, the number of students tested is not the number that was used to calculate the achievement level percentages. The achievement level percentages are calculated using only students who received scores.

Last updated: 1/13/2017

CAASPP Test Results in Mathematics by Student Group

Grades Three through Eight and Grade Eleven (School Year 2015-16)

Mathematics - Grade 3

Student Group	Total Enrollment	Number Tested	Percent Tested	Percent Met or Exceeded
All Students	--	--	--	--
Male	--	--	--	--
Female	--	--	--	--
Black or African American	--	--	--	--
American Indian or Alaska Native	--	--	--	--
Asian	--	--	--	--
Filipino	--	--	--	--
Hispanic or Latino	--	--	--	--
Native Hawaiian or Pacific Islander	--	--	--	--
White	--	--	--	--
Two or More Races	--	--	--	--
Socioeconomically Disadvantaged	--	--	--	--
English Learners	--	--	--	--
Students with Disabilities	--	--	--	--
Students Receiving Migrant Education Services	--	--	--	--
Foster Youth	--	--	--	--

Note: Mathematics test results include the Smarter Balanced Summative Assessment and the CAA. The "Percent Met or Exceeded" is calculated by taking the total number of students who met or exceeded the standard on the Smarter Balanced Summative Assessment plus the total number of students who met the standard on the CAAs divided by the total number of students who participated in both assessments.

Double dashes (--) appear in the table when the number of students is ten or less, either because the number of students in this category is too small for statistical accuracy or to protect student privacy.

Note: The number of students tested includes all students who participated in the test whether they received a score or not; however, the number of students tested is not the number that was used to calculate the achievement level percentages. The achievement level percentages are calculated using only students who received scores.

Mathematics - Grade 4

Student Group	Total Enrollment	Number Tested	Percent Tested	Percent Met or Exceeded
All Students	--	--	--	--
Male	--	--	--	--
Female	--	--	--	--
Black or African American	--	--	--	--
American Indian or Alaska Native	--	--	--	--
Asian	--	--	--	--
Filipino	--	--	--	--
Hispanic or Latino	--	--	--	--
Native Hawaiian or Pacific Islander	--	--	--	--
White	--	--	--	--
Two or More Races	--	--	--	--
Socioeconomically Disadvantaged	--	--	--	--
English Learners	--	--	--	--
Students with Disabilities	--	--	--	--
Students Receiving Migrant Education Services	--	--	--	--
Foster Youth	--	--	--	--

Note: Mathematics test results include the Smarter Balanced Summative Assessment and the CAA. The "Percent Met or Exceeded" is calculated by taking the total number of students who met or exceeded the standard on the Smarter Balanced Summative Assessment plus the total number of students who met the standard on the CAAs divided by the total number of students who participated in both assessments.

Double dashes (--) appear in the table when the number of students is ten or less, either because the number of students in this category is too small for statistical accuracy or to protect student privacy.

Note: The number of students tested includes all students who participated in the test whether they received a score or not; however, the number of students tested is not the number that was used to calculate the achievement level percentages. The achievement level percentages are calculated using only students who received scores.

Mathematics - Grade 5

Student Group	Total Enrollment	Number Tested	Percent Tested	Percent Met or Exceeded
All Students	--	--	--	--
Male	--	--	--	--
Female	--	--	--	--
Black or African American	--	--	--	--
American Indian or Alaska Native	--	--	--	--
Asian	--	--	--	--
Filipino	--	--	--	--
Hispanic or Latino	--	--	--	--
Native Hawaiian or Pacific Islander	--	--	--	--
White	--	--	--	--
Two or More Races	--	--	--	--
Socioeconomically Disadvantaged	--	--	--	--
English Learners	--	--	--	--
Students with Disabilities	--	--	--	--
Students Receiving Migrant Education Services	--	--	--	--
Foster Youth	--	--	--	--

Note: Mathematics test results include the Smarter Balanced Summative Assessment and the CAA. The "Percent Met or Exceeded" is calculated by taking the total number of students who met or exceeded the standard on the Smarter Balanced Summative Assessment plus the total number of students who met the standard on the CAAs divided by the total number of students who participated in both assessments.

Double dashes (--) appear in the table when the number of students is ten or less, either because the number of students in this category is too small for statistical accuracy or to protect student privacy.

Note: The number of students tested includes all students who participated in the test whether they received a score or not; however, the number of students tested is not the number that was used to calculate the achievement level percentages. The achievement level percentages are calculated using only students who received scores.

Mathematics - Grade 6

Student Group	Total Enrollment	Number Tested	Percent Tested	Percent Met or Exceeded
All Students	--	--	--	--
Male	--	--	--	--
Female	--	--	--	--
Black or African American	--	--	--	--
American Indian or Alaska Native	--	--	--	--
Asian	--	--	--	--
Filipino	--	--	--	--
Hispanic or Latino	--	--	--	--
Native Hawaiian or Pacific Islander	--	--	--	--
White	--	--	--	--
Two or More Races	--	--	--	--
Socioeconomically Disadvantaged	--	--	--	--
English Learners	--	--	--	--
Students with Disabilities	--	--	--	--
Students Receiving Migrant Education Services	--	--	--	--
Foster Youth	--	--	--	--

Note: Mathematics test results include the Smarter Balanced Summative Assessment and the CAA. The "Percent Met or Exceeded" is calculated by taking the total number of students who met or exceeded the standard on the Smarter Balanced Summative Assessment plus the total number of students who met the standard on the CAAs divided by the total number of students who participated in both assessments.

Double dashes (--) appear in the table when the number of students is ten or less, either because the number of students in this category is too small for statistical accuracy or to protect student privacy.

Note: The number of students tested includes all students who participated in the test whether they received a score or not; however, the number of students tested is not the number that was used to calculate the achievement level percentages. The achievement level percentages are calculated using only students who received scores.

Mathematics - Grade 7

Student Group	Total Enrollment	Number Tested	Percent Tested	Percent Met or Exceeded
All Students	--	--	--	--
Male	--	--	--	--
Female	--	--	--	--
Black or African American	--	--	--	--
American Indian or Alaska Native	--	--	--	--
Asian	--	--	--	--
Filipino	--	--	--	--
Hispanic or Latino	--	--	--	--
Native Hawaiian or Pacific Islander	--	--	--	--
White	--	--	--	--
Two or More Races	--	--	--	--
Socioeconomically Disadvantaged	--	--	--	--
English Learners	--	--	--	--
Students with Disabilities	--	--	--	--
Students Receiving Migrant Education Services	--	--	--	--
Foster Youth	--	--	--	--

Note: Mathematics test results include the Smarter Balanced Summative Assessment and the CAA. The "Percent Met or Exceeded" is calculated by taking the total number of students who met or exceeded the standard on the Smarter Balanced Summative Assessment plus the total number of students who met the standard on the CAAs divided by the total number of students who participated in both assessments.

Double dashes (--) appear in the table when the number of students is ten or less, either because the number of students in this category is too small for statistical accuracy or to protect student privacy.

Note: The number of students tested includes all students who participated in the test whether they received a score or not; however, the number of students tested is not the number that was used to calculate the achievement level percentages. The achievement level percentages are calculated using only students who received scores.

Mathematics - Grade 8

Student Group	Total Enrollment	Number Tested	Percent Tested	Percent Met or Exceeded
All Students	--	--	--	--
Male	--	--	--	--
Female	--	--	--	--
Black or African American	--	--	--	--
American Indian or Alaska Native	--	--	--	--
Asian	--	--	--	--
Filipino	--	--	--	--
Hispanic or Latino	--	--	--	--
Native Hawaiian or Pacific Islander	--	--	--	--
White	--	--	--	--
Two or More Races	--	--	--	--
Socioeconomically Disadvantaged	--	--	--	--
English Learners	--	--	--	--
Students with Disabilities	--	--	--	--
Students Receiving Migrant Education Services	--	--	--	--
Foster Youth	--	--	--	--

Note: Mathematics test results include the Smarter Balanced Summative Assessment and the CAA. The "Percent Met or Exceeded" is calculated by taking the total number of students who met or exceeded the standard on the Smarter Balanced Summative Assessment plus the total number of students who met the standard on the CAAs divided by the total number of students who participated in both assessments.

Double dashes (--) appear in the table when the number of students is ten or less, either because the number of students in this category is too small for statistical accuracy or to protect student privacy.

Note: The number of students tested includes all students who participated in the test whether they received a score or not; however, the number of students tested is not the number that was used to calculate the achievement level percentages. The achievement level percentages are calculated using only students who received scores.

Mathematics - Grade 11

Student Group	Total Enrollment	Number Tested	Percent Tested	Percent Met or Exceeded
All Students	967	908	93.9%	39.5%
Male	498	468	94.0%	41.5%
Female	469	440	93.8%	37.2%
Black or African American	84	81	96.4%	28.4%
American Indian or Alaska Native	--	--	--	--
Asian	82	81	98.8%	60.0%
Filipino	53	53	100.0%	58.5%
Hispanic or Latino	277	269	97.1%	31.0%
Native Hawaiian or Pacific Islander	--	--	--	--
White	439	395	90.0%	41.4%
Two or More Races	19	18	94.7%	50.0%
Socioeconomically Disadvantaged	246	235	95.5%	40.6%
English Learners	18	14	77.8%	14.3%
Students with Disabilities	95	89	93.7%	11.2%
Students Receiving Migrant Education Services	--	--	--	--
Foster Youth	--	--	--	--

Note: Mathematics test results include the Smarter Balanced Summative Assessment and the CAA. The "Percent Met or Exceeded" is calculated by taking the total number of students who met or exceeded the standard on the Smarter Balanced Summative Assessment plus the total number of students who met the standard on the CAAs divided by the total number of students who participated in both assessments.

Double dashes (--) appear in the table when the number of students is ten or less, either because the number of students in this category is too small for statistical accuracy or to protect student privacy.

Note: The number of students tested includes all students who participated in the test whether they received a score or not; however, the number of students tested is not the number that was used to calculate the achievement level percentages. The achievement level percentages are calculated using only students who received scores.

Last updated: 1/13/2017

CAASPP Test Results in Science for All Students

Subject	Percentage of Students Scoring at Proficient or Advanced								
	School			District			State		
	2013-14	2014-15	2015-16	2013-14	2014-15	2015-16	2013-14	2014-15	2015-16
Science (grades 5, 8, and 10)	70.0%	68.0%	66.0%	50.0%	46.0%	46.0%	60.0%	56.0%	54.0%

Note: Science test results include California Standards Tests (CSTs), California Modified Assessment (CMA), and California Alternate Performance Assessment (CAPA) in grades five, eight, and ten.

Note: Scores are not shown when the number of students tested is ten or less, either because the number of students in this category is too small for statistical accuracy or to protect student privacy.

Last updated: 1/13/2017

**CAASPP Tests Results in Science by Student Group
Grades Five, Eight and Grade Ten (School Year 2015-16)**

Student Group	Total Enrollment	Number of Students with Valid Scores	Percent of Students with Valid Scores	Percent Proficient or Advanced
All Students	971	936	96.4%	66.2%
Male	500	478	95.6%	64.0%
Female	471	458	97.2%	68.6%
Black or African American	57	55	96.5%	60.0%
American Indian or Alaska Native	--	--	--	--
Asian	80	77	96.3%	71.4%
Filipino	56	56	100.0%	73.2%
Hispanic or Latino	254	246	96.9%	56.5%
Native Hawaiian or Pacific Islander	--	--	--	--
White	475	456	96.0%	70.0%
Two or More Races	34	33	97.1%	78.8%
Socioeconomically Disadvantaged	215	212	98.6%	59.0%
English Learners	26	24	92.3%	16.7%
Students with Disabilities	93	91	97.9%	28.6%
Students Receiving Migrant Education Services	0	0	0.0%	0.0%
Foster Youth	--	--	--	--

Note: Science test results include CSTs, CMA, and CAPA in grades five, eight, and ten. The "Proficient or Advanced" is calculated by taking the total number of students who scored at Proficient or Advanced on the science assessment divided by the total number of students with valid scores.

Note: Scores are not shown when the number of students tested is ten or less, either because the number of students in this category is too small for statistical accuracy or to protect student privacy.

Last updated: 1/15/2017

Career Technical Education Programs (School Year 2015-16)

While ECRCHS does not have an official Career Technical Education program, the school has a Career Technical Education department. The Career Technical Education (CTE) department's content instruction focuses on the interrelationship of science, technology, career –technical, and life management skills to prepare students for advanced education, careers, and managing work and family roles. CTE courses equip students with skills for living and earning a living as these courses expose students to the following career pathways: Family & Consumer Sciences (Hospitality, Tourism, and Recreation; Child Development and Education; Fashion Design, Manufacturing, and Interior Design), Careers in Construction, and Graphic Design.

The CTE Department currently has six distinct career pathway programs, listed below.

Hospitality, Tourism, and Recreation

Students in this career pathway complete a Consumer and Family Studies (CFS) introductory comprehensive course (Foods and Nutrition) and one or more concentration courses such as International Foods or Catering. Students pursuing a career in hospitality, tourism, and recreation study all aspects of the industry. Many students have participated in state and local competitions in culinary arts, sponsored by FCCLA (the state-wide student organization for Family and Consumer Sciences). This career pathway is based on the Home Economics Careers and Technology (HECT) Model Curriculum Standards found in the California Career Technical Education Model Curriculum Standards document under the Hospitality, Tourism, and Recreation Industry Sector. These courses provide rigorous, standards-driven instruction and assessment.

Child Development and Education

These courses are designed to prepare students to pursue a career in either the field of child development or teaching in preschool through grade 12. Based on the Home Economics Careers and Technology (HECT) Model Curriculum Standards found in the California Career Technical Education Model Curriculum Standards, this pathway provides rigorous, standards-driven instruction and assessment, integrates academic and career-technical concepts through the Foundation and Pathway Standards, and contributes significantly to students' academic achievement. An important instructional strategy in this pathway is the use of simulation exercises to help the students understand the complexities of adult life. For example, each student is asked to complete a two-day parenting exercise using infant simulators. The simulators offer real-life experiences that address substance abuse education, prenatal education, child care skills, infant safety and CPR, and Shaken Baby Syndrome. Parent permission is required for this assignment. Modifications are made in cases where students with physical or emotional disabilities need assistance in completing this assignment.

Fashion Design and Interior Design

This pathway provides students with the academic and technical preparation necessary to pursue high-skill, high-demand careers in these related and growing industries. This pathway encompasses two distinct options: Fashion Design and Interior Design. ECRCHS is one of only two high schools in the city of Los Angeles to offer this unique program.

The Fashion Design courses are designed to train students who are pursuing a career in fashion design and manufacturing. Students study all aspects of the industry, including industry awareness; professional standards/dignity of work; workforce and organizational management; operational procedures and safety practices; laws and regulations; design elements and principles; history of fashion; fashion forecasting; textiles and textile products; garment construction in manufacturing; product knowledge and apparel merchandising; sales and service; pattern making for apparel design; developing and merchandising a line; textile design; and garment alteration and repair. The highlight of the Fashion Design program is the annual fashion show. Each advanced-level student is asked to design and construct his or her own fashion line. A typical show consists of 80-100 garments. Preparation for the fashion show includes a visit to the Los Angeles Garment District, where students learn about the fabrics and notions used by local manufacturers.

Fashion design students enjoy participating in ECRCHS's "Project Gratitude" drive. Students are asked to write a letter of gratitude to a U.S. serviceperson. The letter is then written on a "fabric postcard", on which students create a patriotic collage to show their thanks. The feedback from the Project Gratitude staff has been very positive. This course of study is based on the Home Economics Careers and Technology (HECT) Model Curriculum Standards found in the California Career Technical Education Model Curriculum Standards document under the Fashion and Interior Design Industry Sector. This pathway provides standards-driven instruction and assessment, integrates academic and career-technical concepts through Foundation and Pathway Standards, and contributes significantly to students' academic achievement.

Construction Career Academy

This career pathway is based on the CTE Model Curriculum Standards found in the California Career Technical Education Model Curriculum Standards for Building and Construction Trades. The Academy is engaged in a partnership with several businesses and contractors that offers several apprenticeship opportunities for seniors interested in working in the area of construction, cabinetmaking, and custom carpentry. In addition, the Academy makes several industry location visits through field trips.

The Construction Academy works in partnership with the ROP CAD/CAM class to facilitate better understanding of design and planning. Within the Cad/Cam classes, students are given the opportunity to plan and design original projects. Seniors are required to participate in a major project during their senior year that has an opportunity for recognition through the Bob Ganssle Industrial Arts Scholarship Award. The Academy continues to make equipment and program upgrades to provide state of the art instruction that is consistent with the industry. Curricular and instructional materials used in class include:

- Power woodworking machines and tools

- o Machine upgrades have been undertaken to train students on machines being used presently in the industry.

- Instructor's original project designs o Project designs are made available to students that enable them to learn and apply skill sets across the curriculum from basic to more advanced.

- State of the art equipment, including a CNC router machine that utilizes computer aided-design.

- Industry specific textbooks, DVDs, videos, and taped media instruction.

Instructional methods and strategies used in class include:

- Extensive demonstrations

- o Prior to each step students are given demonstrations of techniques and proper use and set-up of machines required.

- o On numerous occasions out side Professionals are guest instructors to show a variety of methods and techniques.

- Hands-on individualized instruction by the instructor and more advanced students

- o The Instructor has extensive experience within the field through previous experience and is a licensed Contractor in a related field that reinforces the use and application of all methods and machines and tools.

- Instruction by guest industry professionals and experts

- Utilization and monitoring of industry standards, modifications, and updates.

Students are given instruction in safety and OSHA standards for an industrial environment.

Graphic Design

This competency based course provides technical instruction and practical experience in workplace safety, the basic principles and technique of graphic design, print and web typography, color theory and management, elements of illustration, logo design, branding, conceptualization of images through sketching, digital imaging software and their application, basic word processing resource management and employability skills.

The Graphic Design Fundamentals and Desktop Publisher courses instruct students in the use of industry standard software and application of design principles, as well as encourage students to explore their creativity. Each year, as part of the curriculum, students participate in industry sponsored design competitions organized through the Printing Industries Association of Southern California. These competitions have included digital design, silkscreen production, packaging, and creation of multi page publications. Since 2001, ECRCHS has placed as one of the top three winners of this competition each year.

Through collaboration with other departments, Graphic Design students are given the opportunity to experience all aspects of design with an emphasis on practical applications of their newly learned tools. These projects enable students to hone design skills, gain experience in customer/client relations, and develop an understanding of real life design projects, which includes paying attention to copyright restrictions and deadlines. For example, Graphic Design students work with the Play Production class every year to design posters (including concepts, thumbnails, rough drafts, and printer ready poster comprehensives) and programs for play productions. Graphic Design students also work with the Fashion Academy and dance teams to create printed tickets for fashion and dance shows, as well as create various school forms and notepads for teachers. Lastly, since Graphic Design Fundamentals and Desktop Publisher courses are part of the VPA department, a core element of the course involves creating works associated with VPA events including "The Big Event", "Earth Day Festival", and "Power to the Artist."

Intervention Strategies and Meeting the Needs of All Students in CTE

The CTE department's intervention strategies include involving at-risk students in the department's student organizations, such as FHA-HERO, FIDM Fashion Club, and various culinary arts competitions. Students involved in these groups, sponsored by the department faculty, are given the opportunity to improve their academic skills, meet students who have similar career goals, and receive encouragement and support to enter scholarship competitions. Also, through participation in FCCLA Competitive Recognition Events and community service activities, members develop citizenship and leadership skills.

The CTE department meets the diverse needs of the student population. For EL students, differentiated instruction is based upon language abilities. Scaffolding techniques are used to teach students the industry-specific terms in each discipline. Emphasis is given to instructing students to use the names and descriptions for the specific items of equipment. In many cases EL students are paired with peer mentors who can help the EL students to understanding project instructions.

Socioeconomically disadvantaged students may have project fees waived. CTE courses often require specific supplies to complete lab assignments, and it is the department’s policy that all students will have all the supplies and equipment needed to complete their coursework. Socioeconomically disadvantaged students are also encouraged to apply for scholarships.

Students with disabilities are given additional time to finish all projects, if needed, and some students are paired with peer mentors. In some cases, lab equipment is modified to accommodate students. All students are offered the services required within their IEP. Instruction in CTE courses is designed to be sensitive to the customs and beliefs of all ethnic sub groups. As necessary, modifications are made to assignments to accommodate these groups. For example, in foods labs, students are given the option to substitute an ingredient that is restricted due to religious beliefs or customs.

All students are encouraged to work to the best of their abilities. Gifted and talented students are encouraged to be creative and plan independent projects to expand their skill sets. Similarly, students who show a great proficiency for a particular subject are encouraged to take their assignments to a higher level and add complexity to a project. As most assignments in CTE courses are physical in nature, students are seated in groups at tables. In the event that a student has been absent or falls behind in achieving a goal or technique, he or she is paired with a more experienced student in the group so the two may work together. Under the supervision of the classroom teacher, students are encouraged to help each other improve their skills. For example, in a Beginning Sewing class, a student who has mastered the skill of threading a sewing machine may coach another student who has difficulty with this skill. Ultimately, the student who has fallen behind will be asked to demonstrate the skill for the teacher.

CTE courses are aligned with the California State Standards, which include Common Core State Standards. In fact, CTE activities are the “practical application” of the Common Core State Standards. Technology is integrated throughout the department. Examples of this include:

- Fashion design students use internet sources to research trends in the fashion world

- Some Culinary Arts lessons are delivered through online video tutorials. In addition, students use computer –aided recipe analysis to compare the nutritional values of ingredients.

- In Wood Working State of the art CNC machines, and CAD/CAM design are incorporated into the curriculum.

Primary Representatives of CTE Program

Lisa Ring (Assistant Principal, Alternative Education) and Dr. Eric Wilson (Director of Sustainability and STEAM Initiatives) will lead the effort to implement an official CTE program at ECRCHS.

Last updated: 1/15/2017

Career Technical Education Participation (School Year 2015-16)

Measure	CTE Program Participation
Number of Pupils Participating in CTE	0
Percent of Pupils Completing a CTE Program and Earning a High School Diploma	0.0%
Percent of CTE Courses Sequenced or Articulated Between the School and Institutions of Postsecondary Education	0.0%

Last updated: 1/15/2017

Courses for University of California (UC) and/or California State University (CSU) Admission

UC/CSU Course Measure	Percent
2015-16 Pupils Enrolled in Courses Required for UC/CSU Admission	100.0%
2014-15 Graduates Who Completed All Courses Required for UC/CSU Admission	44.0%

State Priority: Other Pupil Outcomes

The SARC provides the following information relevant to the State priority: Other Pupil Outcomes (Priority 8):

- Pupil outcomes in the subject area of physical education

California Physical Fitness Test Results (School Year 2015-16)

Grade Level	Percentage of Students Meeting Fitness Standards		
	Four of Six Standards	Five of Six Standards	Six of Six Standards
9	16.5%	22.4%	47.3%

Note: Percentages are not calculated when the number of students tested is ten or less, either because the number of students in this category is too small for statistical accuracy or to protect student privacy.

Last updated: 1/14/2017

C. Engagement

State Priority: Parental Involvement

The SARC provides the following information relevant to the State priority: Parental Involvement (Priority 3):

- Efforts the school district makes to seek parent input in making decisions for the school district and each schoolsite

Opportunities for Parental Involvement (School Year 2016-17)

El Camino Real Charter High School has many opportunities for parent involvement. Parents are welcome to join our two main parent groups, Friends of ECR and PTSA. Friends of ECR meets monthly and is the main fundraising entity for the school, and provides additional financial support for a variety of academic programs and activities. PTSA also meets monthly and is involved in helping schools from the local to the state level. Their activities include hosting test taking workshops, helping underprivileged students, and sponsoring several scholarships at Senior Awards Night.

Parents provide input for establishing school-wide goals, examining academic results, and allocating resources. Parents participate in the School Site Council, English Learner Advisory Committee (ELAC), Charter Renewal Committee (during Summer 2015), The Village Nation, Bilingual Parent Committee, Athletic and Activity Booster Clubs, and as focus group members in the WASC self study. Our parents also individually donate their time and financial resources to support the myriad of activities offered at El Camino such as band, drama, robotics, athletics, journalism, and Academic Decathlon. This strong parental support, along with a dedicated, professional staff, and focused students, lead to high levels of achievement in both academic and extra and co-curricular areas.

State Priority: Pupil Engagement

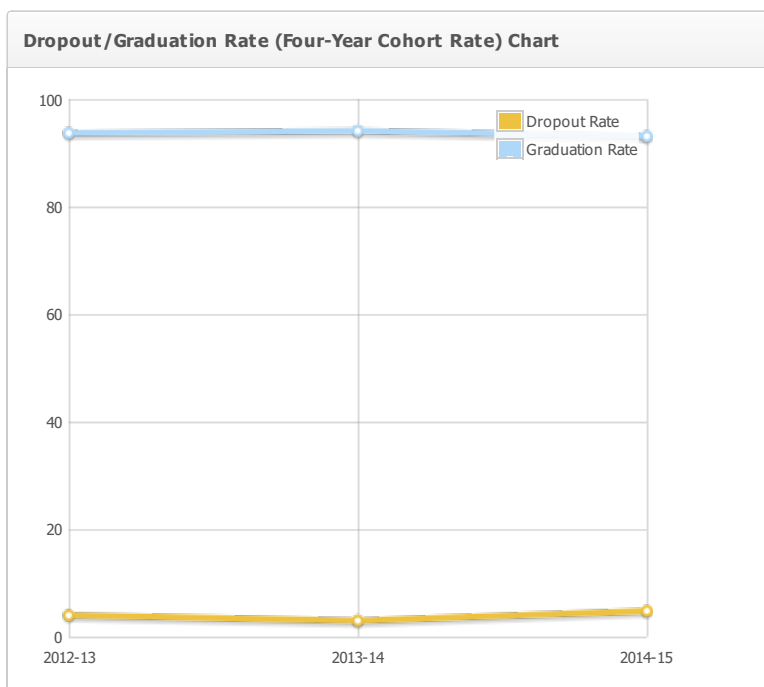
Last updated: 1/14/2017

The SARC provides the following information relevant to the State priority: Pupil Engagement (Priority 5):

- High school dropout rates; and
- High school graduation rates

Dropout Rate and Graduation Rate (Four-Year Cohort Rate)

Indicator	School			District			State		
	2012-13	2013-14	2014-15	2012-13	2013-14	2014-15	2012-13	2013-14	2014-15
Dropout Rate	4.0%	3.0%	4.8%	17.2%	17.4%	16.7%	11.4%	11.5%	10.7%
Graduation Rate	93.70	94.10	93.10	68.10	70.20	72.20			



Completion of High School Graduation Requirements - Graduating Class of 2015**(One-Year Rate)**

Student Group	School	District	State
All Students	90	86	85
Black or African American	94	82	77
American Indian or Alaska Native	83	80	75
Asian	93	90	99
Filipino	100	91	97
Hispanic or Latino	88	86	84
Native Hawaiian or Pacific Islander	80	86	85
White	90	88	87
Two or More Races	60	93	91
Socioeconomically Disadvantaged	100	86	77
English Learners	32	39	51
Students with Disabilities	93	57	68
Foster Youth	--	--	--

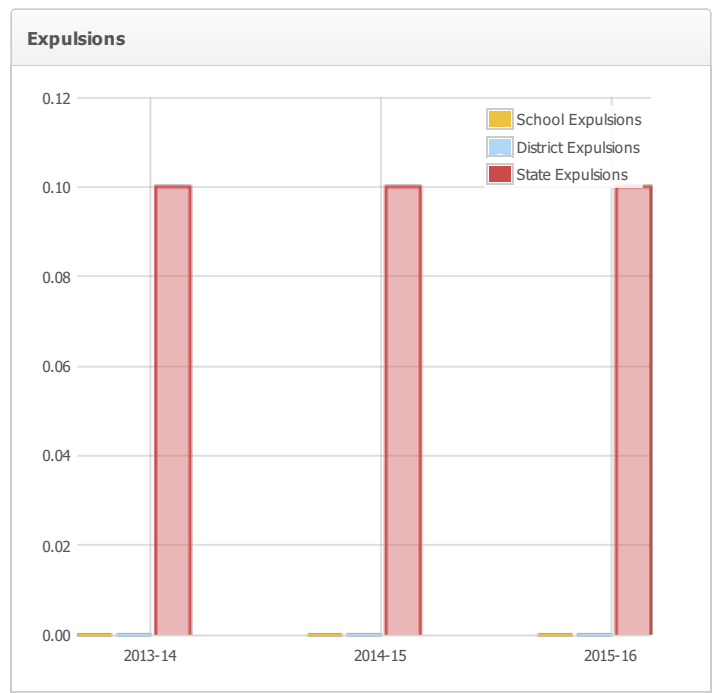
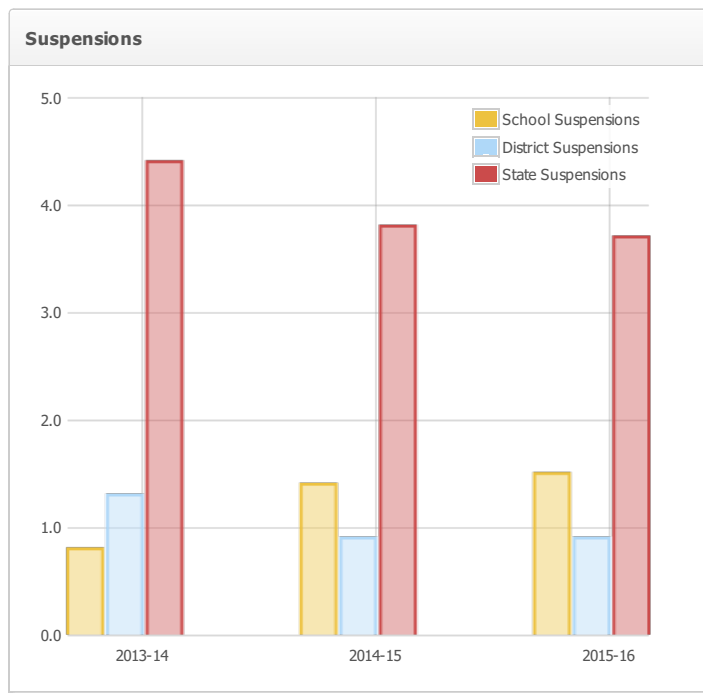
State Priority: School Climate

The SARC provides the following information relevant to the State priority: School Climate (Priority 6):

- Pupil suspension rates;
- Pupil expulsion rates; and
- Other local measures on the sense of safety

Suspensions and Expulsions

Rate	School			District			State		
	2013-14	2014-15	2015-16	2013-14	2014-15	2015-16	2013-14	2014-15	2015-16
Suspensions	0.8	1.4	1.5	1.3	0.9	0.9	4.4	3.8	3.7
Expulsions	0.0	0.0	0.0	0.0	0.0	0.0	0.1	0.1	0.1



Last updated: 1/14/2017

School Safety Plan (School Year 2016-17)

El Camino's three-volume School Safety Plan is reviewed and updated annually. Volume One deals with Prevention, Volume Two focuses on Emergency Procedures, and Volume Three concentrates on Recovery Procedures. The school holds an annual earthquake drill, an annual lockdown drill, semi-annual fire drills, and monthly drop, cover, and hold drills.

Last updated: 1/14/2017

D. Other SARC Information

The information in this section is required to be in the SARC but is not included in the state priorities for LCFF.

Federal Intervention Program (School Year 2016-17)

Indicator	School	District
Program Improvement Status	In PI	In PI
First Year of Program Improvement	2013-2014	2004-2005
Year in Program Improvement	Year 3	Year 5
Number of Schools Currently in Program Improvement	N/A	645
Percent of Schools Currently in Program Improvement	N/A	71.2%

Note: Cells with NA values do not require data.

Last updated: 1/14/2017

Average Class Size and Class Size Distribution (Elementary)

Grade Level	2013-14			2014-15			2015-16					
	Average Class Size	Number of Classes *			Average Class Size	Number of Classes *			Average Class Size	Number of Classes *		
		1-20	21-32	33+		1-20	21-32	33+		1-20	21-32	33+
K												
1												
2												
3												
4												
5												
6												
Other												

* Number of classes indicates how many classes fall into each size category (a range of total students per class).

Last updated: 1/14/2017

Average Class Size and Class Size Distribution (Secondary)

Subject	2013-14				2014-15				2015-16			
	Average Class Size	Number of Classes *			Average Class Size	Number of Classes *			Average Class Size	Number of Classes *		
		1-22	23-32	33+		1-22	23-32	33+		1-22	23-32	33+
English	25.0	60	51	58	27.0	41	56	56				
Mathematics	33.0	13	18	65	31.0	22	18	69				
Science	31.0	23	10	54	33.0	14	11	59				
Social Science	30.0	29	11	68	30.0	31	9	74				

* Number of classes indicates how many classrooms fall into each size category (a range of total students per classroom). At the secondary school level, this information is reported by subject area rather than grade level.

Last updated: 1/14/2017

Academic Counselors and Other Support Staff (School Year 2015-16)

Title	Number of FTE* Assigned to School	Average Number of Students per Academic Counselor
Academic Counselor	8.0	450.0
Counselor (Social/Behavioral or Career Development)	1.0	N/A
Library Media Teacher (librarian)	1.0	N/A
Library Media Services Staff (paraprofessional)		N/A
Psychologist	2.0	N/A
Social Worker		N/A
Nurse	1.0	N/A
Speech/Language/Hearing Specialist		N/A
Resource Specialist (non-teaching)	2.0	N/A
Other		N/A

Note: Cells with N/A values do not require data.

*One Full Time Equivalent (FTE) equals one staff member working full time; one FTE could also represent two staff members who each work 50 percent of full time.

Last updated: 1/14/2017

Expenditures Per Pupil and School Site Teacher Salaries (Fiscal Year 2014-15)

Level	Total Expenditures Per Pupil	Expenditures Per Pupil (Supplemental/Restricted)	Expenditures Per Pupil (Basic/Unrestricted)	Average Teacher Salary
School Site	\$8106.0	\$997.0	\$7109.0	\$85844.0
District	N/A	N/A	\$0.0	\$72495.0
Percent Difference – School Site and District	N/A	N/A	--	--
State	N/A	N/A	\$5677.0	\$75837.0
Percent Difference – School Site and State	N/A	N/A	--	--

Note: Cells with N/A values do not require data.

Last updated: 1/15/2017

Types of Services Funded (Fiscal Year 2015-16)

Federal

Title I

Title I funds are used to support effective, research-based educational strategies that close the achievement gap for students not meeting the state's challenging academic standards in English Language Arts and mathematics. At ECR, Title I funds primarily support the alternative school and independent studies program for those that have trouble in the traditional classroom.

Title II

Title II funds may be used for professional development in content knowledge and classroom practice, developing and implementing strategies to retain highly qualified teachers. At ECR, staff are routinely sent to workshop and conferences to improve classroom instruction.

Title III

Title III funds assist English Learners (EL) in acquiring English fluency, gaining access to the curriculum, achieving grade-level and graduation standards. Funds are distributed to school sites based on the number of EL students enrolled. These funds primarily support ESL programs and after-school tutoring programs.

Individuals with Disabilities Education Act (IDEA)

IDEA funds may be used to ensure that all students with disabilities enrolled in the school receive specialized instruction and related services in a manner that complies with all provisions of federal law regardless of the student's district of residence.

National School Lunch Program (NSLP) – Federal Program

The National School Lunch Program (NSLP) offers reimbursement to schools serving nutritious meals to students at reasonable prices. In California, the program is administered by the California Department of Education, Nutrition Services Division.

State

Education Protection Account – General Purpose

Revenue Limit sources, including Charter School General Purpose, includes from the Education Protection Account (EPA) created by the passage of Proposition 30 in November 2012. These funds will support instructional program expenditures: certificated teacher salaries. Funds will not be used to support school administration and other EPA non-allowable expenses.

Economic Impact Aid

Charter schools are not eligible to receive EIA like traditional school districts. Instead, they receive the funding in the form of in lieu of EIA as long as the pupils meet the eligibility of educational disadvantaged pupils. Though ECR is not restricted like school districts, its funds are still set aside, like a school district, for professional development, the purchase of supplemental materials and expenses that support paraprofessionals, supplemental resource teachers, and the operation of EL advisory committees.

Statewide Special Education Funding Model (AB602)

Comines funds from several different revenue sources: State, Federal, and Local Property Taxes. AB 602 funds may be used to ensure that all students with disabilities enrolled in the school receive specialized instruction and related services in a manner that complies with all provisions of federal law regardless of the student's district of residence.

Lottery - Proposition 20

20% of the total lottery entitlement is used for instructional material expenditures.

National School Lunch Program (NSLP) – State Program

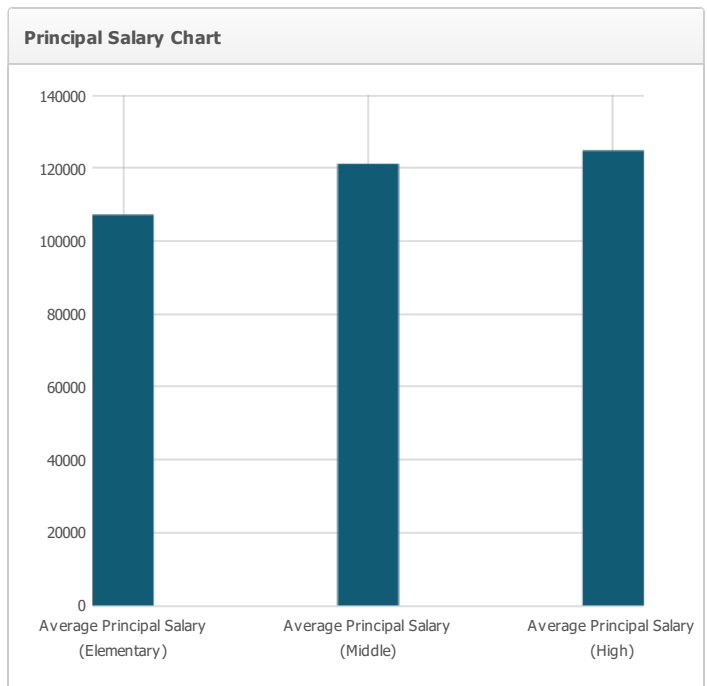
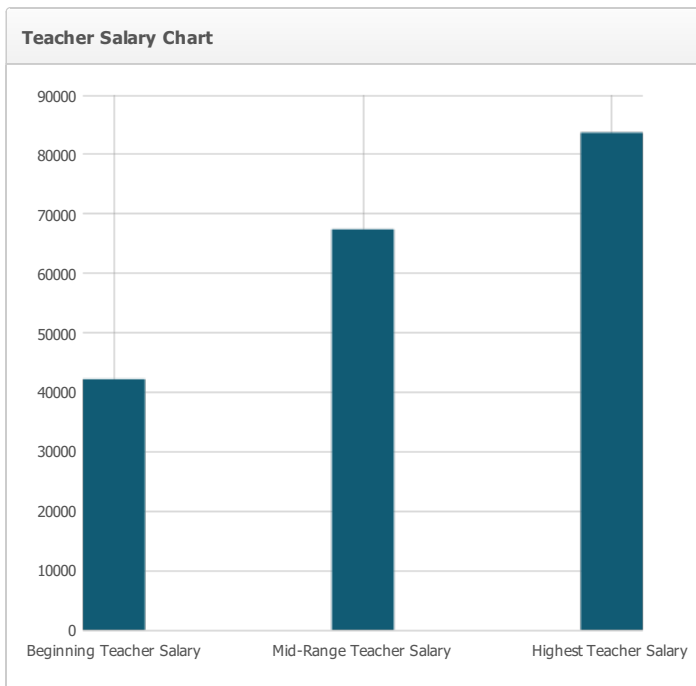
The National School Lunch Program (NSLP) offers reimbursement to schools serving nutritious meals to students at reasonable prices. In California, the program is administered by the California Department of Education, Nutrition Services Division.

Last updated: 1/15/2017

Teacher and Administrative Salaries (Fiscal Year 2014-15)

Category	District Amount	State Average For Districts In Same Category
Beginning Teacher Salary	\$42,207	\$45,092
Mid-Range Teacher Salary	\$67,417	\$71,627
Highest Teacher Salary	\$83,703	\$93,288
Average Principal Salary (Elementary)	\$107,190	\$115,631
Average Principal Salary (Middle)	\$121,149	\$120,915
Average Principal Salary (High)	\$124,798	\$132,029
Superintendent Salary	\$350,000	\$249,537
Percent of Budget for Teacher Salaries	34.0%	37.0%
Percent of Budget for Administrative Salaries	5.0%	5.0%

For detailed information on salaries, see the CDE Certificated Salaries & Benefits Web page at <http://www.cde.ca.gov/ds/fd/cs/>.



Last updated: 1/15/2017

Advanced Placement (AP) Courses (School Year 2015-16)

Subject	Number of AP Courses Offered*	Percent of Students In AP Courses
Computer Science	2	N/A
English	5	N/A
Fine and Performing Arts	1	N/A
Foreign Language	5	N/A
Mathematics	8	N/A
Science	8	N/A
Social Science	23	N/A
All Courses	52	25.0%

Note: Cells with N/A values do not require data.

*Where there are student course enrollments of at least one student.

Last updated: 1/15/2017

Professional Development

The ECRCHS faculty and instructional leaders constantly strive to bring new techniques as well as timely and relevant developments from the field of education to their teachers through afternoon professional development in-service trainings. Following the work of Johnson and Marx (2009), the Charter School implements a variation of transformative professional development ('TPD'), which "is responsive to the needs of individual schools and teachers and the focus of each program is emergent in nature" (p. 130). On a number of cases, teachers have developed unique solutions to deal with concerns that arise on campus (such as social justice issues) and present solutions to their fellow faculty members. Another example includes special education instructors providing tools and techniques to help their colleagues better address the needs of students who have differing abilities. El Camino also invites guest speakers who are experts in their field. For example, in August 2015, the Director of LAUSD Charter Operated Programs presented to all teachers at a professional development session. The objectives of this session were to review adaptations and gain a greater understanding of accommodations and modifications, as well as to understand how to grade students with IEPs and 504 Plans.

El Camino has 14 special scheduled days throughout the year to allow for staff development (a total of 21 hours). At these professional development days we utilize our teachers who have a variety of expertise in areas such as differentiating instruction, integrating technology, using depth and complexity icons, thinking map skills, strategies for behavior support, and more. Professional development meetings are also used for vertical planning within departments, and subject level planning to create long-term and short-term goals. Additionally, teachers look at current student data to help drive instruction and ensure universal access and success for all students. Teachers meet in their content specific groups to establish the curriculum, share best practices, evaluate strategies, develop common formative and summative assessments, examine data, and reflect on next steps.

In order to give the faculty the opportunity to be more involved in the planning of professional development opportunities, ECRCHS created two committees that facilitate their participation. El Camino started in Fall 2015 an Instructional Committee that serves as a "think tank" for ECRCHS instructional practices; committee members are responsible for researching educational theories and brainstorming how to best apply these theories in the classroom. This committee is led by the Executive Director and the Assistant Principal, Curriculum and Activities, and the 15 additional members include department chairs and academy lead teachers. It is each member's responsibility to disseminate information among his or her team/department. This committee meets twice a month. Within this committee, ECR created a Professional Development Sub-Committee; this committee works with the Instructional Committee to create training sessions and materials for faculty professional development. This sub-committee of 15 teachers is led by the Assistant Principal, Curriculum and Activities.

The Professional Development Committee was also tasked with coming up with a plan to spend the Educator Effectiveness Grant funds that ECRCHS received for the 2015-2018 time period. As part of the plan, the committee decided to extend the teacher's working calendar by two days to add two pupil-free, professional development (PD) days in the 2016-17 school year.

Also starting in the 2015-2016 school year, El Camino began conducting ongoing professional development trainings focused on social justice issues such as LGBTQ sensitivity. These trainings are led by both teachers and students. Prior to the start of the current school year, a panel of students presented to the entire faculty on social injustices they have experienced in their teenage years. This effort is being led by a group of passionate students and teachers who strive to promote tolerance and ensure that all students at the school feel safe, welcomed, and accepted.

Teachers are always encouraged to attend conferences that relate to the Common Core and to their subject area, and departments are given the opportunity to bring in experts in their field as well.

Additional professional development opportunities for Special Education teachers include ongoing academic support training and support in the areas of autism, self-regulation, motivation, and Non Violence Crisis Intervention. ECRCHS conducts ongoing in-services for special education. As part of the bi-monthly professional

development meetings, our entire staff is trained about services and programs related to students with learning disabilities and how to implement accommodations and modifications in the general education classroom.

At the end of each school year, teacher leaders and the administrative instructional team meet to analyze and identify the needs of the staff, and administrators and grade level teams meet to survey, discuss and identify our students' needs and the strengths and weaknesses of our academic programs. Data is analyzed and a comprehensive needs assessment is utilized to establish goals for the following year. These goals are communicated to the department chairs and instructional advisors of each department, who work collaboratively in developing an annual staff development plan.

Last updated: 1/14/2017

Cover Sheet

Review and Vote on November Check Register

Section: V. Financial
Item: B. Review and Vote on November Check Register
Purpose: Vote
Submitted by:
Related Material: ELCO - November Check Register.pdf

Check Register

**El Camino High School
 November 2016**



Grand Total 810,267.89

Vendor	Check Number	Date	Description	Check Amount
Chartwells Division	11668	11/1/2016	ECR-S/2016/3325, 16-17 General (Operations), 08/31 Food Services	30,438.25
Chartwells Division	11669	11/1/2016	ECR-S/2016/3324, 16-17 General (Operations), 09/16 Lunches for Board Meetings	116.40
Jacob Harvey	11670	11/1/2016	ECR-S/2016/3253, 16-17 Drama, Lighting Design	500.00
Cloie Taylor	11671	11/1/2016	ECR-S/2016/3254, 16-17 Drama, Choreographer Fall Play Peter and the Starcatcher	500.00
EdTec Inc.	11672	11/1/2016	ECR-S/2016/3275, General (Operations), 10/16 EdTec Monthly Service	17,034.94
Law Offices of Young, Minney & Corr, LLP	11673	11/1/2016	ECR-S/2016/3259, 16-17 General (Operations), 09/16 Legal Fees	50,788.44
Daniel/Patricia Filous	11674	11/1/2016	ECR-S/2016/3276, General (Academic) , 10/18/16 Refund for CSF	10.00
Naerok Facilities Management	11675	11/1/2016	ECR-S/2016/3326, 16-17 General (Operations), 10/1/16-10/14/16 Security Services	9,580.37
Naerok Facilities Management	11676	11/1/2016	ECR-S/2016/3327, 16-17 General (Operations), 10/14/16 Security Services for Football	1,489.62
The Print Spot	11678	11/1/2016	ECR-S/2016/3329, General (Operations), 08/16 Printing and Copying Services	20,924.97
Warner Center Marriott	11679	11/1/2016	ECR-S/2016/3328, T-JV/Varsity Football, Warner Center Marriott Balance	2,875.00
Board of Equalization	11680	11/1/2016	ECR-S/2016/3330, 16-17 General (Operations), 07/01/16 - 09/30/16 Sales and Use Tax	2,838.00
Underwood Family Farms	11681	11/1/2016	ECR-S/2016/3332, 16-17 Humanitas, 11/02/16 Educational Farm Tour at Underwood Family Farms	540.00
Eastbay Team Sales	10253	11/2/2016	ECR-S/2016/3319, T-1617Girls Basketball, Hypershifts - Gray - 5 shoes	423.76
J-Dub	10254	11/2/2016	ECR-S/2016/3290, T-1617Baseball, Travel Bag	855.65
The Print Spot	11682	11/2/2016	ECR-S/2016/3331, 16-17 General (Operations), 09/16 Printing and Copying Services	5,265.16
SJM Industrial Radio	11683	11/2/2016	ECR-S/2016/3318, General (Operations), CP200D Radio	1,190.66
Varsity Spirit Fashion	11684	11/2/2016	ECR-S/2016/3295, Cheerleader, VSF Women's Shell	1,643.98
West Valley-Warner Center Chamber of Commerce	11685	11/2/2016	ECR-S/2016/3272, General (Operations), 11/1/16-11/1/17 Membership Investment	99.00
Sarabeth Rothfeld	11686	11/2/2016	ECR-S/2016/3336, 16-17 Special Ed General, 9/23/16-9/30/16 Special Ed Services	1,025.00
Michele Young	11687	11/2/2016	ECR-S/2016/3334, 16-17 Drama, Costumes 1st payment Inv 162 Peter and the Starcatcher	2,000.00
Chartwells Division	11688	11/2/2016	ECR-S/2016/3335, 16-17 General (Operations), 09/16 Food Services	63,873.37
Staples Business Advantage	11689	11/3/2016	ECR-S/2016/3300, English , HP 35A Black Toner Cartridge	1,034.14
Catherine Davis	11690	11/3/2016	PRJRN/2016/0613,Vocational Arts,Registration Fee	845.82
Strut-This	10255	11/4/2016	ECR-S/2016/3340, T-1617Girls Soccer, Hudson Crop - White Camo - 45S	1,850.00
Band Shoppe	10256	11/4/2016	ECR-S/2016/3311, T-Drill Team , 36"x54" arc lame royal blue silk for flag pole	569.20
The Cruz Center	11691	11/4/2016	ECR-S/2016/3305, Special Ed General, 08/16 Special Ed Services (PT)	805.00
Lisa Ring	11692	11/4/2016	PRJRN/2016/0603,16-17 Administrative,CRV	236.26
Verdugo Hills Autism Project	11693	11/4/2016	ECR-S/2016/3320, Special Ed General, 07/16 Direct Intervention and Supervision-Conner	3,111.00
AT&T	11694	11/4/2016	ECR-S/2016/3304, General (Operations), 08/16 Billing Date Alarm 818 888-3532	123.89
American Heritage Landscape LP	11695	11/4/2016	ECR-S/2016/3274, General (Operations), 10/16 Monthly Landscape Maintenance Services	1,162.00
Hess & Associates	11696	11/4/2016	ECR-S/2016/3244, 16-17 General (Operations), Q1 FY 16-17 - STRS/PERS Reporting	1,982.50
Staples Business Advantage	11697	11/4/2016	ECR-S/2016/3307, General (Operations), standard copy paper 8.5x11	1,334.16
School Health Corporation	11698	11/4/2016	ECR-S/2016/3297, Medi-CAL (LEA), Vital sign machine	2,596.24
Melissa Valenzuela	11700	11/4/2016	ECR-S/2016/3341, 16-17 General (Operations), 9/25/16-10/25/16 HR Consulting Fee	3,250.00
Benefit and Risk Management Services	11701	11/4/2016	ECR-S/2016/3343, 16-17 General (Operations), 11/16 Admin Fee	140.00
CCSA Employee Welfare Benefit Trust	11702	11/4/2016	ECR-S/2016/3342, 16-17 General (Operations), 11/16 Employee Benefits	289,231.30

Note: Multiple expenses or "Itemized/Invoice Amounts" may be paid by one check. The total "Check Amount" will appear for each "Itemized/Invoice Amount" paid by the check. Payroll checks are not included on this register.

Vendor	Check Number	Date	Description	Check Amount
Steve Bagumyan	11703	11/4/2016	ECR-S/2016/3344, 16-17 Boys Water Polo, 11/4/16 - Boys Water Polo Official - Playoff RD 1 - Van Nuys vs ECR	85.00
Billy Ramirez	11704	11/4/2016	PRJRN/2016/0604,16-17 Girls Golf,Golf Fees El Cariso	30.50
Billy Ramirez	11705	11/4/2016	10/19/16	38.00
Corinne Brennan	11706	11/4/2016	PRJRN/2016/0605,16-17 Girls Golf,cart fee	198.25
Corinne Brennan	11707	11/4/2016	PRJRN/2016/0606,16-17 Choir,Dress	151.31
Pricila Chavez Lara	11708	11/4/2016	PRJRN/2016/0607,16-17 Choir,Nightmare Before Christmas Sheet Music	191.92
Ziat Zahur	11709	11/4/2016	ECR-S/2016/3345,16-17 Band,Rent It (Chatsworth)	300.00
Melanie Horton	11710	11/4/2016	PRJRN/2016/0608,16-17 Robotics,Team Registration	80.51
Ubatuba Acai Bowls	11711	11/4/2016	Warren HS	1,750.00
Ruby's Diner	11712	11/4/2016	PRJRN/2016/0609,16-17 Administrative,10/17/16 Food for Special Board Meeting	3,185.00
Susan Kim	11714	11/7/2016	ECR-S/2016/3358, 16-17 General (Operations), Acai bowls	56.05
Matthew Harbourt	2208	11/8/2016	ECR-S/2016/3355, 16-17 General (Operations), Ruby's shakes, burger and fries for the homecoming dance for 350 guests service and tax included	1,140.00
Pro Helmet Decals	10257	11/8/2016	PRJRN/2016/0614,16-17 General (Operations),Deduct Mileage from home to school (14.9 mi oneway) total 29.8 miles	122.54
Countdown Printables	10258	11/8/2016	ECR-S/2016/3321, 16-17 Softball(Varsity/JV), Batting Helmet Decals - Vegas	1,705.48
Countdown Printables	10259	11/8/2016	ECR-S/2016/3309, T-Drill Team , white instructor ECR Guard t-shirts	225.00
Child and Family Guidance Center/Northpoint School	11715	11/8/2016	ECR-S/2016/3285, T-Drill Team , Custom cad cut thermo film names	154.42
Woodland Hills Printing	11716	11/8/2016	ECR-S/2016/3382, 16-17 Special Ed General, NPS Services	218.00
Houghton Mifflin Harcourt	11717	11/8/2016	ECR-S/2016/3353, 16-17 Drama, Posters-Peter and the Starcatcher	594.43
Houghton Mifflin Harcourt	11718	11/8/2016	ECR-S/2016/3314, Special Ed General, Scoring Material Form B	396.27
The Help Group-Summit View	11719	11/8/2016	ECR-S/2016/3301, Special Ed General, Scoring Books Form A	2,998.14
Tara Kim, MA, OTR/L	11721	11/8/2016	ECR-S/2016/3350, 16-17 Special Ed General, 09/16 Special Ed Services	402.50
Pitney Bowes	11724	11/8/2016	ECR-S/2016/3364, Special Ed General, 09/16 Occupational Therapy	99.94
Canon Solutions America, Inc	11725	11/8/2016	ECR-S/2016/3356, General (Operations), 10/7/16 Meter Rental	2,160.00
Canon Solutions America, Inc	11726	11/8/2016	ECR-S/2016/3381, General (Operations), Maintenance-Copier	143.41
Michele Greene	2206	11/9/2016	ECR-S/2016/3380, General (Operations), Maintenance-Copier	1,249.98
Gateway Fund Raising Service, Inc.	10260	11/9/2016	ECR-S/2016/3396, T-1617Girls Basketball, 701-Otis Chocolate Chip	3,416.40
Beth Corbett	10261	11/9/2016	PRJRN/2016/0617,T-1617Cheerleader,Taxes	245.69
Canon Financial Services, Inc.	11727	11/9/2016	ECR-S/2016/3379, General (Operations), 10/1/16-10/31/16 Equipment Leases	1,311.10
Canon Financial Services, Inc.	11728	11/9/2016	ECR-S/2016/3378, General (Operations), 11/1/16-11/30/16 Equipment Leases	1,764.17
Naerok Facilities Management	11729	11/9/2016	ECR-S/2016/3394, 16-17 General (Operations), 10/17/16-10/28/16 Security Services	11,327.51
Naerok Facilities Management	11730	11/9/2016	ECR-S/2016/3395, 16-17 General (Operations), 10/21/16 Security Services for Football	854.70
Reginald Lockett II	11731	11/9/2016	PRJRN/2016/0622,16-17 General (Operations),11/15/16 Manual Final Paycheck Additional	73.14
Jeffrey Craig	11732	11/9/2016	PRJRN/2016/0620,16-17 Student Council,Malt and Burger sign	479.94
Jeffrey Craig	11733	11/9/2016	PRJRN/2016/0623,16-17 Student Council,Fake vinly records - pack of 6	52.00
David Lee Hussey	11734	11/9/2016	PRJRN/2016/0625,16-17 Administrative,7/1/16 International Paperwork-To and from Notary	185.11
Jeffrey Craig	11735	11/9/2016	PRJRN/2016/0621,16-17 Student Council,Shipping, Taxes	304.06
Stephanie Franklin	11736	11/9/2016	PRJRN/2016/0616,16-17 Academic Decathlon,Rental Van	214.91
Donna Bennett	11737	11/9/2016	PRJRN/2016/0615,16-17 World Language,Large Envelopes to France, for Mrs. Jones w/Customs Declaration	35.10

Note: Multiple expenses or "Itemized/Invoice Amounts" may be paid by one check. The total "Check Amount" will appear for each "Itemized/Invoice Amount" paid by the check. Payroll checks are not included on this register.

Vendor	Check Number	Date	Description	Check Amount
Beth Corbett	11738	11/9/2016	PRJRN/2016/0624,16-17 Careers in Entertainment Academy, Tax	98.10
Jeffrey Craig	11739	11/9/2016	PRJRN/2016/0619,16-17 Student Council,Coupon discount	84.47
Jeffrey Craig	11740	11/9/2016	PRJRN/2016/0618,16-17 Student Council,8X10" print	23.90
IPEVO	11741	11/10/2016	ECR-S/2016/3397, 16-17 General (Operations), iZiggi HD Wireless Document Camera	267.16
Canyon Del Oro	11742	11/10/2016	ECR-S/2016/3388, Academic Decathlon, 12/2-3/16 Registration fee for CDO Academic Decathlon Scrimmage Tucson Ariz	270.00
Kirk A. West	11743	11/10/2016	ECR-S/2016/3403, 16-17 Varsity/JV Football, 11/10/16 Varsity Football vs Hamilton HS - Playoff Game RD 1 - Referee	87.00
Robert Dinlocker	11744	11/10/2016	ECR-S/2016/3401, 16-17 Varsity/JV Football, 11/10/16 Varsity Football vs Hamilton HS - Playoff Game RD 1 - Umpire	85.00
Mark Millsom	11745	11/10/2016	ECR-S/2016/3400, 16-17 Varsity/JV Football, 11/10/16 Varsity Football vs Hamilton HS - Playoff Game RD 1 - Linesman	85.00
Owen Seiver	11746	11/10/2016	ECR-S/2016/3398, 16-17 Varsity/JV Football, 11/10/16 Varsity Football vs Hamilton HS - Playoff Game RD 1 - Back Judge	85.00
Gina Harapetian	11747	11/10/2016	ECR-S/2016/3412, 16-17 Varsity/JV Football, 11/10/16 Score Keeper Football vs Hamilton HS-Round 1	50.00
Susan Moran	11748	11/10/2016	ECR-S/2016/3411, 16-17 Varsity/JV Football, 11/10/16 Ticker Seller Football vs Hamilton HS-Round 1	45.00
Yoshi Odama	11749	11/10/2016	ECR-S/2016/3410, 16-17 Varsity/JV Football, 11/10/16 Ticket Seller Football vs Hamilton HS-Round 1	45.00
Cory Wiener	11750	11/10/2016	ECR-S/2016/3409, 16-17 Varsity/JV Football, 11/10/16 Supervision Football vs Hamilton-Round 1	52.00
Bruce Neale	11751	11/10/2016	ECR-S/2016/3408, 16-17 Varsity/JV Football, 11/10/16 Timer Football vs Hamilton-Round 1	52.00
Bob Powers	11752	11/10/2016	ECR-S/2016/3399, 16-17 Varsity/JV Football, 11/10/16 Varsity Football vs Hamilton HS - Playoff Game RD 1 - Line Judge	85.00
Susan Freitag	11753	11/10/2016	ECR-S/2016/3417,16-17 Drama,Amazon Order for Fall Play, please refer to original request RR000095	139.61
Andy Azodi	11754	11/10/2016	ECR-S/2016/3414, 16-17 Varsity/JV Football, 11/10/16 LAPD Security for Football	277.50
Jacob Harvey	11755	11/10/2016	ECR-S/2016/3416, 16-17 Drama, Lighting Designer 2nd Payment	500.00
James Gerfen	11756	11/10/2016	ECR-S/2016/3421, 16-17 Girls Volleyball, 11/10/16 - Varsity Girls Volleyball Playoff Game - Open Division 3rd place game vs Elizabeth - Linesman 2	51.50
Kiersten Becker	11757	11/10/2016	ECR-S/2016/3420, 16-17 Girls Volleyball, 11/10/16 - Varsity Girls Volleyball Playoff Game - Open Division 3rd place game vs Elizabeth - Linesman 1	51.50
Harvey Inouye	11758	11/10/2016	ECR-S/2016/3419, 16-17 Girls Volleyball, 11/10/16 - Varsity Girls Volleyball Playoff Game - Open Division 3rd place game vs Elizabeth - Umpire	76.00
Thomas Fakehany	11759	11/10/2016	ECR-S/2016/3418, 16-17 Girls Volleyball, 11/10/16 - Varsity Girls Volleyball Playoff Game - Open Division 3rd place game vs Elizabeth - Referee	82.00
NJROTC	11760	11/10/2016	ECR-S/2016/3415, 16-17 Varsity/JV Football, 11/10/16 Gate Supervision Football vs Hamilton-Round 1	500.00
Samantha Spencer	2207	11/14/2016		926.40
Sylvia Yi	2209	11/14/2016		416.66
California FCCLA	10262	11/14/2016	ECR-S/2016/3243, T-Future Homemakers, Leadership Packet for Students	25.00
Three NinetyBranding	11761	11/14/2016	ECR-S/2016/3363, Student Store Sales, Royal PE Shorts, Small	59.50
Taft Charter High School Student Body	11762	11/14/2016	ECR-S/2016/3389, 16-17 Cross Country, 2016 West Valley League Cross Country Shared Permit Fee - Total is \$1800.08	300.01
College Flags & Banners Co.	11763	11/14/2016	ECR-S/2016/3296, AVID, Big 12 Pennant Set	546.40
PARS	11764	11/14/2016	ECR-S/2016/3269, 16-17 General (Operations), 8/31/16 PARS ARS Fees	317.49
ReadyRefresh	11765	11/14/2016	ECR-S/2016/3354, General (Operations), 9/17/16-10/16/16 Water Services	195.46
CompuClaim	11766	11/14/2016	ECR-S/2016/3294, 16-17 Medi-CAL (LEA), 09/16 MeduClaim Procedure Code Billing(LEA Billing)	22.59
The Shredders	11767	11/14/2016	ECR-S/2016/3357, General (Operations), 09/16 Shredding	84.00

Note: Multiple expenses or "Itemized/Invoice Amounts" may be paid by one check. The total "Check Amount" will appear for each "Itemized/Invoice Amount" paid by the check. Payroll checks are not included on this register.

Vendor	Check Number	Date	Description	Check Amount
Interquest Detection Canines	11768	11/14/2016	ECR-S/2016/3245, General (Operations), 10/16 Canine Detection	175.00
Flinn Scientific Inc.	11769	11/14/2016	ECR-S/2016/3390, Science , Microscope Slides, Glass, Economy Choice	861.15
Piece of Mind Care Services	11772	11/15/2016	ECR-S/2016/3384, 16-17 Special Ed General, 10/16 SpEd Services	18,415.20
Lance Delgado Music	11773	11/15/2016	ECR-S/2016/3405, 16-17 Band, "2016 Fall Field Show Music" - Battery and Pit Percussion Composition	1,200.00
Smart & Final	11774	11/15/2016	ECR-S/2016/3432, 16-17 Vocational Arts, 10/6/16-10/27/16 Supplies for Food Class	422.23
AT&T	11775	11/15/2016	ECR-S/2016/3338, 16-17 General (Operations), 10/16 Billing Date 818 888-1516	189.66
AT&T	11776	11/15/2016	ECR-S/2016/3337, 16-17 General (Operations), 10/16 Billing Date Alarm 818 888-3532	115.29
The Help Group-North Hills Prep School	11777	11/15/2016	ECR-S/2016/3387, 16-17 Special Ed General, 09/16 Special Ed Services	4,291.60
Alan Grant	11778	11/15/2016	ECR-S/2016/3383, 16-17 Robotics, 10/16 Supervision and Assist VEX Robotics Club	412.50
Burbank High School	11779	11/15/2016	ECR-S/2016/3428, 16-17 Girls Basketball, 12/15 - 12/17/16 - FS Girls Basketball Tournament Fee - Burbank High School	375.00
Granada Hills Charter High School	11780	11/15/2016	ECR-S/2016/3413, 16-17 Cross Country, Cross Country Budget - West Valley League Finals - Shared Expenses	94.87
John Burroughs High School	11781	11/15/2016	ECR-S/2016/3426, 16-17 Girls Basketball, 12/1 to 12/3/16 - JV J Burroughs Girls Basketball Tournament Fee	375.00
John Burroughs High School	11782	11/15/2016	ECR-S/2016/3429, 16-17 Girls Basketball, 12/26 - 12/29/16 - FS John Burroughs Girls Basketball Tournament Fee	375.00
Redondo Union High School	11783	11/15/2016	ECR-S/2016/3431, 16-17 Boys Volleyball, 3/03 - 3/04/2017 Redondo Unio HS Varsity Boys Volleyball Tournament Fee	375.00
Moorpark High School	11784	11/15/2016	ECR-S/2016/3430, 16-17 Girls Basketball, 12/27-12/30/16 Moorpark HS JV Girls Basketball Tournament Fee	350.00
Santa Monica High School	11785	11/15/2016	ECR-S/2016/3425, 16-17 Girls Basketball, 12/16, 17, 19-21, 2016 - JV Santa Monica Girls Basketball Tournament Fee	400.00
Westlake High School	11786	11/15/2016	ECR-S/2016/3427, 16-17 Girls Basketball, 12/7 to 12/10/16 Westlake HS FS Girls Basketball Tournament Fee	400.00
Gateway Fund Raising Service, Inc.	10263	11/16/2016	ECR-S/2016/3433, T-1617Softball (Varsity/ JV), Cookies - Various Items	3,449.40
Transit Systems Unlimited, Inc.	11787	11/16/2016	ECR-S/2016/3443, 16-17 Girls Volleyball, 11/16/16 - SoCal CIF Regional Playoff Game at Saint Joseph HS. Girls Volleyball	760.00
Garegin Khacheryan	10264	11/17/2016	ECR-S/2016/3441, T-1617Boys Soccer, 11/17/16 - JV Boys Soccer Scrimmage vs Northridge Academy - JV Boys Soccer - Ref1	114.00
Francisco Ruiz	10265	11/17/2016	ECR-S/2016/3442, T-1617Boys Soccer, 11/17/16 - JV Boys Soccer Scrimmage vs Northridge Academy - JV Boys Soccer - Ref2	114.00
Shahin Torosian	10267	11/17/2016	ECR-S/2016/3440, T-1617Boys Soccer, 11/17/16 - Boys Soccer Scrimmage vs Northridge Academy - Varsity Ref	75.00
New Balance Athletic Shoe, Inc	10268	11/18/2016	ECR-S/2016/3436, T-1617Baseball, Royal Metal Cleats - Royal	5,200.73
Rouso Keren	10269	11/18/2016	ECR-S/2016/3457, T- Grad Class 2017, Target-Napkins, Polaroid Film, DVD Video	108.95
Four Seasons Tours	10271	11/18/2016	ECR-S/2016/3459, T-1617Choir, Payment 2 - students/chaperones	2,100.00
Sierra Canyon High School	11788	11/18/2016	ECR-S/2016/3434, 16-17 Boys Basketball, 11/21-11/26 - JV Boys Basketball Tournament Fee - 2016 San Fernando Valley JV Invitational - JV Boys Basketball	450.00
David Lee Hussey	11789	11/18/2016	PRJRN/2016/0626,16-17 Administrative,11/15/16 Manual Paycheck Payroll Change 10/26/16 As ED	1,891.39
Wendy Treuhaft	11790	11/18/2016	PRJRN/2016/0627,16-17 Special Ed General,Snacks for SPED Parent meeting on 11/3	20.08
Wendy Treuhaft	11791	11/18/2016	PRJRN/2016/0628,16-17 Special Ed General,Food from Stonefire for COP meeting	353.03
Wendy Treuhaft	11792	11/18/2016	PRJRN/2016/0629,16-17 Special Ed General,fruits, cookies, cakes	77.44
Ziat Zahur	11793	11/18/2016	PRJRN/2016/0630,16-17 Robotics,Registration for teams @ Hesperia	210.00
Billy Ramirez	11794	11/18/2016	PRJRN/2016/0631,16-17 Girls Golf,Cart Fee City Finals	14.00

Note: Multiple expenses or "Itemized/Invoice Amounts" may be paid by one check. The total "Check Amount" will appear for each "Itemized/Invoice Amount" paid by the check. Payroll checks are not included on this register.

Vendor	Check Number	Date	Description	Check Amount
Susan Freitag	11795	11/18/2016	PRJRN/2016/0632,16-17 Drama,Guitar Center-50yd Gaffer Tape	479.64
Billy Ramirez	11796	11/18/2016	PRJRN/2016/0633,16-17 Girls Golf,Hotel Room for So Cal Regionals	351.27
Nettime Solutions LLC	11797	11/18/2016	ECR-S/2016/3450, 16-17 General (Operations), 10/31/16 stratustime Monthly Subscription	1,200.00
AP Exams	11798	11/18/2016	ECR-S/2016/3258, General (Academic) , 2016 Charges for AP Exams	300.00
Sarabeth Rothfeld	11799	11/18/2016	ECR-S/2016/3349, 16-17 Special Ed General, 10/4/16-10/31/16 Special Ed Services	2,125.00
The Help Group-North Hills Prep School	11800	11/18/2016	ECR-S/2016/3445, 16-17 Special Ed General, 07/16 Special Ed Services	6,027.70
Houghton Mifflin Harcourt	11801	11/18/2016	ECR-S/2016/3407, 16-17 Special Ed General, Scoring Material Form A	198.14
PFP Systems Testing Inc.	11802	11/18/2016	ECR-S/2016/3449, 16-17 General (Operations), Reg 4 - 5 year Fire Sprinkler Test	1,190.00
Monarch Merchandising LLC	11804	11/18/2016	ECR-S/2016/3452, Humanitas, Gildan 5000 Black (S-XL)	2,227.60
Villela Stephanie	11805	11/18/2016	ECR-S/2016/3458, 16-17 Student Council, Table Cloth	69.68
Four Seasons Tours	11807	11/18/2016	ECR-S/2016/3460, 16-17 Choir, Payment 3 - teachers	200.00
Miereanu Genevieve	10272	11/21/2016	ECR-S/2016/3461, T- Grad Class 2017, Materials for the Welcome Back Parade-Streamers, Facepaint, Beads, Blue Hairspray	108.67
Jostens	10273	11/21/2016	ECR-S/2016/3435, T-1617Boys Volleyball, Remaining Balance of the Championship Rings	2,417.23
Buddy's All Stars	10274	11/21/2016	ECR-S/2016/3369, T-Girls Soccer, Women's S/S Poly Top - Gray - 20 S, 29 M, 6 L	989.18
Buddy's All Stars	10275	11/21/2016	ECR-S/2016/3393, T-JV/Varsity Football, Nike Brasilia Duffel Bag - Black	233.21
Buddy's All Stars	10276	11/21/2016	ECR-S/2016/3455, T-1617Girls Soccer, Women's S/S Poly Top - Royal Blue - 20 Small, 29 Medium, 6 Large	1,008.52
Buddy's All Stars	10277	11/21/2016	ECR-S/2016/3448, T-1617Girls Soccer, Youth Dryblend 50/50 Poly	185.22
Los Angeles County Tax Collector	11808	11/21/2016	ECR-S/2016/3271, General (Operations), 7/1/16-6/30/17 Secured Property Tax-First Installment Shoup Property	22,231.52
The Help Group-North Hills Prep School	11809	11/21/2016	ECR-S/2016/3447, 16-17 Special Ed General, 08/16 Special Ed Services	369.56
Kelly Services, Inc.	11810	11/21/2016	ECR-S/2016/3444, 16-17 General (Academic), Substitute Teachers through 8/22/16	5,742.04
Kelly Services, Inc.	11811	11/21/2016	ECR-S/2016/3439, 16-17 General (Academic), Substitute Teachers through 10/10/16	15,089.09
Kelly Services, Inc.	11812	11/21/2016	ECR-S/2016/3437, 16-17 General (Academic), Substitute Teachers through 10/17/16	10,709.53
Kelly Services, Inc.	11813	11/21/2016	ECR-S/2016/3438, 16-17 General (Academic), Substitute Teachers through 10/24/16	11,440.60
Brooks Transportation Inc.	11814	11/21/2016	ECR-S/2016/3406, 16-17 Cross Country, 11/3/16 Round Trip ECR to Pierce College-Cross Country	2,895.00
Brooks Transportation Inc.	11815	11/21/2016	ECR-S/2016/3424, 16-17 Audio, Visual and Performing Arts, 10/29/16 Round Trip ECR to College of the Canyons	900.00
Brooks Transportation Inc.	11816	11/21/2016	ECR-S/2016/3346, 16-17 Boys Water Polo, 10/26/16 Round Trip ECR to Pierce College-Boys Water Polo	2,845.00
Lead Tech Environmental	11817	11/21/2016	ECR-S/2016/3333, General (Operations), Lead Testing(Shoup Property)	3,725.00
Buddy's All Stars	11818	11/21/2016	ECR-S/2016/3451, 16-17 Girls Soccer, Nike W's Legend LS Tee - Royal - Medium 1, Large 3	245.56
Buddy's All Stars	11819	11/21/2016	ECR-S/2016/3454, Girls Basketball, Spalding WNBA Basketballs	123.90
Buddy's All Stars	11820	11/21/2016	ECR-S/2016/3456, Academic Decathlon, Adidas S/S Logo Shirts - Gray - AcaDeca Competitions	283.40
Buddy's All Stars	11821	11/21/2016	ECR-S/2016/3288, Athletics, Women's Nike Team Polo - Anthracite - Small 1, Large 1	178.38
Buddy's All Stars	11822	11/21/2016	ECR-S/2016/3453, 16-17 Student Store Sales, 50/50 Shirts -Black - Strength and Conditioning	480.15
Advanced Office Automation, Inc.	11823	11/21/2016	ECR-S/2016/3270, General (Operations), 9/12/16-10/12/16 Repro FSS/CPC Excess Copy Charges	195.92
Staples Business Advantage	11826	11/21/2016	ECR-S/2016/3365, General (Operations), Smead® Easy Grip® File Pocket, Straight-Cut Tab, 5-1/4" Expansion, Letter Size, Redrope, 10/Box (73209)	92.57
Staples Business Advantage	11828	11/21/2016	ECR-S/2016/3190, Business Technology, Red Rollerball Pen	18.98
Staples Business Advantage	11830	11/21/2016	ECR-S/2016/3198, Social Science, Tempura Paint 12 assorted colors, 32oz bottles	41.41
Staples Business Advantage	11831	11/21/2016	ECR-S/2016/3310, Business Technology, Tape Dispenser	26.15
Staples Business Advantage	11832	11/21/2016	ECR-S/2016/3308, Science , Dry Erase Marker, GN	60.78

Note: Multiple expenses or "Itemized/Invoice Amounts" may be paid by one check. The total "Check Amount" will appear for each "Itemized/Invoice Amount" paid by the check. Payroll checks are not included on this register.

Vendor	Check Number	Date	Description	Check Amount
Staples Business Advantage	11834	11/21/2016	ECR-S/2016/3376, 16-17 English, hp laserjet M127FN Mono AIO	196.19
Staples Business Advantage	11835	11/21/2016	ECR-S/2016/3375, Science , LUX™ 80 lb 6" x 9" Open End Linen Envelopes, Black, 50/Pack	94.23
Department of Justice (State of CA)	11837	11/21/2016	ECR-S/2016/3404, 16-17 General (Operations), 10/16 Fingerprint Apps	64.00
Dunbar Armored Inc	11838	11/21/2016	ECR-S/2016/3446, 16-17 General (Operations), 10/4/16-11/30/16 Armored Car Services	308.67
California Charter Schools Association	11839	11/21/2016	ECR-S/2016/3423, 16-17 General (Operations), 2017 CCSA Membership Dues	4,125.00
Michele Greene	2211	11/22/2016		416.66
Deny Sportswear	10278	11/28/2016	ECR-S/2016/3519, T- Boys Soccer, Cool Dri Performance S/S T-Shirt - Black - 10 S, 17 M, 5 L, 1 XL	1,004.60
Warner Center Marriott	10279	11/28/2016	ECR-S/2016/3538, T-1617JV/Varsity Football, 12/01/16 Warner Center Marriott Remaining Charges	1,497.01
Eastbay Team Sales	11840	11/28/2016	ECR-S/2016/3532, 16-17 Wrestling, Nike Preseason Polo Royal/Gray - XXL	224.14
MHS Inc.	11841	11/28/2016	ECR-S/2016/3531, 16-17 Special Ed General, Psych	199.00
Naerok Facilities Management	11842	11/28/2016	ECR-S/2016/3464, 16-17 General (Operations), 11/3/16 Professional Service-Shoup	879.50
Naerok Facilities Management	11843	11/28/2016	ECR-S/2016/3465, 16-17 General (Operations), 10/17/16 Professional Services-Shoup	372.50
Naerok Facilities Management	11844	11/28/2016	ECR-S/2016/3466, 16-17 General (Operations), 10/3/16-10/14/16 Professional Services	3,372.50
PSAT/NMST	11846	11/28/2016	ECR-S/2016/3513, 16-17 General (Academic), PSAT	34,500.00
Ethel J. Wood	11847	11/28/2016	ECR-S/2016/3530, 16-17 Social Science, AP World History: An Essential Coursebook, 3rd edition ISBN 978-0-9895395-8-6	2,616.25
Staples Business Advantage	11848	11/28/2016	ECR-S/2016/3529, 16-17 World Language, Westcott® 5" Kids Scissors, Pointed Tip, 2/Pack	965.85
Staples Business Advantage	11849	11/28/2016	ECR-S/2016/3523, 16-17 General (Operations), HP 42X Black Toner Cartridge (Q5942X), High Yield	432.09
Staples Business Advantage	11850	11/28/2016	ECR-S/2016/3520, 16-17 Business Technology, Sharpie Highlighter (Yellow)	179.07
Advanced Office Automation, Inc.	11851	11/28/2016	ECR-S/2016/3528, General (Operations), 8/27/16-9/27/16 FSS Excess Copies	142.23
Musick, Peeler & Garrett LLP	11852	11/28/2016	ECR-S/2016/3512, 16-17 General (Operations), 09/16 Professional Services (Shoup Property)	5,702.60
World Unispec	11853	11/28/2016	ECR-S/2016/3511, 16-17 Student Store Sales, Heavy Lining Mesh Shorts 9"	986.40
City of Los Angeles Office of Finance	11854	11/28/2016	ECR-S/2016/3510, 16-17 General (Operations), 2017 Fire Permit Renewal	2,786.00
Cimarron Sign Services, Inc.	10281	11/29/2016	ECR-S/2016/3509, T-1617Girls Basketball, 3 Banners - 4x6	245.25
Eric Choi	10282	11/29/2016	PRJRN/2016/0634,T-1617Girls Soccer,Nike Women's Shield Wind Jacket - 110726154-100-0 - White - XS	2,954.88
Buddy's All Stars	10283	11/29/2016	ECR-S/2016/3495, T-1617Girls Basketball, Nike Brasilia 7 XL	893.14
Buddy's All Stars	11855	11/29/2016	ECR-S/2016/3518, 16-17 Girls Soccer, Nike W's Tiempo Jerseys - White - Small 16, Medium 26, Large 2	1,020.16
Truitt, Christopher	11856	11/29/2016	ECR-S/2016/3487, 16-17 Band, 10/10/16-11/12/16 Weekly Rehearsal Hours	1,540.00
Truitt, Christopher	11857	11/29/2016	ECR-S/2016/3488, 16-17 Band, Custom Wind Arrangement for the 2016 El Camino Real Marching Band	600.00
Lance Delgado	11858	11/29/2016	ECR-S/2016/3474, 16-17 Band, Monday Night Rehearsals (8/15, 8/22, 8/29, 9/19, 9/26)	900.00
Matthew Gomez	11859	11/29/2016	ECR-S/2016/3475, 16-17 Band, 9/26/16-11/14/16 Rehearsal Hours	780.00
Curry, William	11860	11/29/2016	ECR-S/2016/3517, 16-17 General (Operations), 8/12/16-9/14/16 Paint Services	990.00
Curry, William	11861	11/29/2016	ECR-S/2016/3516, 16-17 General (Operations), 9/15/16-9/18/16 Paint Services	600.00
Curry, William	11862	11/29/2016	ECR-S/2016/3515, 16-17 General (Operations), 9/19/16-10/8/16 Paint Services	990.00
Curry, William	11863	11/29/2016	ECR-S/2016/3514, 16-17 General (Operations), 10/9/16-10/22/16 Paint Services	990.00
The Cruz Center	11864	11/29/2016	ECR-S/2016/3508, 16-17 Special Ed General, 10/16 Special Ed Services (PT)	1,150.00
American Foothill Publishing Co.	11865	11/29/2016	ECR-S/2016/3507, 16-17 King's Courier/Journalism Advertisements, 10/28/16 The King's Courier Vol 47 Issue 3	667.60
Buddy's All Stars	11866	11/29/2016	ECR-S/2016/3500, 16-17 Student Store Sales, Camp Tee - Grey - ElcoPride Shirts - 24 Small, 24 Medium, 24 Large, 12 XL, 6 XXL	1,277.74

Note: Multiple expenses or "Itemized/Invoice Amounts" may be paid by one check. The total "Check Amount" will appear for each "Itemized/Invoice Amount" paid by the check. Payroll checks are not included on this register.

Vendor	Check Number	Date	Description	Check Amount
Brooks Transportation Inc.	11867	11/29/2016	ECR-S/2016/3506, 16-17 Audio, Visual and Performing Arts, 10/4/16 Round Trip from ECR to Westmont College, Santa Barbara	585.00
Brooks Transportation Inc.	11868	11/29/2016	ECR-S/2016/3505, 16-17 Social Science, 11/1/16 Round Trip ECR to Stanley Mosk Courthouse	400.00
Brooks Transportation Inc.	11869	11/29/2016	ECR-S/2016/3504, 16-17 Humanitas, 11/2/16 Round Trip ECR to Underwood Family Farms	750.00
Brooks Transportation Inc.	11870	11/29/2016	ECR-S/2016/3503, 16-17 Drama, 11/5/16 Round Trip ECR to Royal Oak Middle School	550.00
Brooks Transportation Inc.	11871	11/29/2016	ECR-S/2016/3501, 16-17 Social Science, 11/7/16 Round Trip ECR to Stanley Mosk Courthouse	400.00
Brooks Transportation Inc.	11872	11/29/2016	ECR-S/2016/3502, 16-17 Audio, Visual and Performing Arts, 11/5/16 Round Trip ECR to Simi Valley High School	1,150.00
Advanced Office Automation, Inc.	11873	11/29/2016	ECR-S/2016/3499, 16-17 General (Operations), 9/22/16-10/22/16 Repro Line Cost per Copy	244.63
L.A. Hydro-Jet & Rooter Service, Inc.	11874	11/29/2016	ECR-S/2016/3498, 16-17 General (Operations), Drain Cleaning	185.00
Anthony Sevilla	11875	11/29/2016	ECR-S/2016/3497, 16-17 General (Operations), 11/7/16 Refund for Lost Textbook	74.00
Verizon Wireless	11876	11/29/2016	ECR-S/2016/3533, 16-17 General (Operations), 10/16 Communication Services	1,167.79
LADWP	11877	11/29/2016	ECR-S/2016/3489, 16-17 General (Operations), Electric Charges	1,883.14
Canteen Refreshment Services	11878	11/29/2016	ECR-S/2016/3494, 16-17 General (Operations), 10/25/16 Food Services	219.80
Crespi Carmelite High School	11879	11/29/2016	ECR-S/2016/3536, 16-17 Boys Basketball, 11/28 to 12/3, 2016 - FS Boys Basketball Tournament Fee	325.00
Naerok Facilities Management	11880	11/29/2016	ECR-S/2016/3462, 16-17 General (Operations), 8/29 - 9/11/16 Prof Services for the Position of Architect@ECR	1,040.00
The Help Group-Summit View	11881	11/29/2016	ECR-S/2016/3480, 16-17 Special Ed General, 08/16 Special Ed Services	1,166.29
Rian Hardie	11883	11/29/2016	ECR-S/2016/3535, 16-17 PE, 08/16 ColorGuard/Dance Instructor	375.00
Rian Hardie	11884	11/29/2016	ECR-S/2016/3534, 16-17 Drill Team, 09/16 ColorGuard/Dance Instructor	465.00
David Ramirez	11885	11/29/2016	ECR-S/2016/3539, 16-17 Boys Soccer, 11/29/16 - Varsity Boys Soccer vs Bell HS REF	75.00
Gabriel Goldsman	11886	11/29/2016	ECR-S/2016/3540, 16-17 Boys Soccer, 11/29/16 - JV Boys Soccer vs Bell HS - Ref 2	113.00
Gegham Vardanyan	11887	11/29/2016	ECR-S/2016/3541, 16-17 Boys Soccer, 11/29/16 - JV Boys Soccer vs Bell HS - Ref 1	113.00
Camarillo High School	11888	11/29/2016	ECR-S/2016/3542, 16-17 Wrestling, 12/9, 10, 2016 - Wrestling Tournament - Camarillo 10-Way	375.00
Three NinetyBranding	11889	11/29/2016	ECR-S/2016/3496, 16-17 Student Store Sales, Black Long Sleeve El Camino Real T-s	180.00
Los Angeles Unified School District	11890	11/29/2016	ECR-S/2016/3473, 16-17 General (Operations), 10/14/16 Jugmohan, Tajeet	941.28
Donna Bennett	11891	11/29/2016	PRJRN/2016/0636, 16-17 General (Operations), 40 pcs purchased from Pavilions by Myra	112.30
Fernando Delgado	11892	11/29/2016	PRJRN/2016/0635, 16-17 General (Operations), ElectionRunner Annual Subscription	219.00
The Shredders	11893	11/29/2016	ECR-S/2016/3479, 16-17 General (Operations), 10/16 Shredding	84.00
School Food and Wellness Group	11894	11/29/2016	ECR-S/2016/3486, 16-17 General (Operations), 10/16 NSLP Services Monthly School Food Authority Admin Support	1,461.84
Vista Paint Corporation	11895	11/29/2016	ECR-S/2016/3485, 16-17 General (Operations), 10/16 Paint Supplies	142.39
Vista Paint Corporation	11896	11/29/2016	ECR-S/2016/3483, 16-17 General (Operations), 09/16 Paint Supplies	196.69
Canon Financial Services, Inc.	11897	11/29/2016	ECR-S/2016/3481, 16-17 General (Operations), 12/1/16-12/31/16 Equipment Leases	1,764.17
Canon Solutions America, Inc	11898	11/29/2016	ECR-S/2016/3478, 16-17 General (Operations), 11/1/16-1/31/17 PRISMAaccess Maintenance	514.80
Merit Oil Company	11899	11/29/2016	ECR-S/2016/3468, 16-17 General (Operations), 11/17/16 Gasoline, Delivery Fee, Fuel Surcharge	395.36
Woodland Hills Printing	11900	11/29/2016	ECR-S/2016/3471, 16-17 Drama, Peter & The Starcatcher Programs (12 pages)	1,171.75
McLean Accounting Solutions	11901	11/29/2016	ECR-S/2016/3469, 16-17 General (Operations), 10/01/16 - 10/ 25/16 Payroll Services	3,877.50
ReadyRefresh	11902	11/29/2016	ECR-S/2016/3467, 16-17 General (Operations), 10/17/16-11/16/16 Water Services	189.45
Beth Corbett	11903	11/29/2016	PRJRN/2016/0637, 16-17 Careers in Entertainment Academy, computer generated backdrop for show	125.00

Note: Multiple expenses or "Itemized/Invoice Amounts" may be paid by one check. The total "Check Amount" will appear for each "Itemized/Invoice Amount" paid by the check. Payroll checks are not included on this register.

Vendor	Check Number	Date	Description	Check Amount
Steve Bagumyan	11904	11/30/2016	ECR-S/2016/3544, 16-17 Girls Water Polo, 11/30/16 - Girls Water Polo Official - Eagle Rock HS vs ECR - Nonleague Game	75.00
Soccer One	11905	11/30/2016	ECR-S/2016/3543, 16-17 Girls Soccer, Net DEPTH(4MM HTTP-8x24x4x10) CP	261.49
Brooks Transportation Inc.	11906	11/30/2016	ECR-S/2016/3493, 16-17 Humanitas, 11/10/16 Round Trip ECR to Olvera St, Chinatown, Little Tokyo and Little Ethiopia	800.00
Brooks Transportation Inc.	11907	11/30/2016	ECR-S/2016/3492, 16-17 Audio, Visual and Performing Arts, 11/12/16 Round Trip ECR to Savannah High School, Anaheim	1,100.00
Brooks Transportation Inc.	11908	11/30/2016	ECR-S/2016/3491, 16-17 Science, 11/14/16 Round Trip ECR to Hyperion Water Treatment Plant	750.00
Brooks Transportation Inc.	11909	11/30/2016	ECR-S/2016/3490, 16-17 Science, 11/14/16 Round Trip ECR to West Basin Water Recycling	385.00
Vista Paint Corporation	11910	11/30/2016	ECR-S/2016/3484, 16-17 General (Operations), 09/16 Paint Supplies	89.90
Vista Paint Corporation	11911	11/30/2016	ECR-S/2016/3482, 16-17 General (Operations), 08/16 Paint Supplies	72.35
Vista Paint Corporation	11912	11/30/2016	ECR-S/2016/3463, 16-17 General (Operations), 08/16 Paint Supplies	56.78

Note: Multiple expenses or "Itemized/Invoice Amounts" may be paid by one check. The total "Check Amount" will appear for each "Itemized/Invoice Amount" paid by the check. Payroll checks are not included on this register.

Cover Sheet

November 2016 Financial Update

Section: V. Financial
Item: C. November 2016 Financial Update
Purpose: Discuss
Submitted by:
Related Material: ECRCHS - Nov 16 Financial Exhibits.pdf
ECRCHS - Nov 16 Financial Update - mr - 17.01.12.pdf

ESP-CA
EdTec Network : El Camino Real Charter High School
Balance Sheet
End of Nov 2016

Financial Row	Amount
ASSETS	
Current Assets	
Bank	
9120-ECRCHS - Cash in Bank - El Camino Real Charter High School	
9121-0566 - Cash in Bank - ECRCHS : PacWest Bank checking #0566 (main)	\$3,555,080.87
9121-0582-ECRCHS - Pacific West - Checking 2	\$65,608.92
9121-0854 - Cash in Bank - ECRCHS : Hanmi checking #0854 (main/student)	\$148,161.90
9121-0862 - Cash in Bank - ECRCHS : Hanmi deposit #0862 (main deposit)	\$4,090,204.40
9121-5659 - Pacific West - Checking 4	\$82,570.96
9121-5675 - Pacific West - Checking 3	\$23,281.84
9122-0870 - Cash in Bank - ECRCHS : Hanmi checking #0870 (ASB Trust)	\$153,924.87
9123-3968 - Cash in Bank - ECRCHS : CCU #3968	\$6,328.91
9129-ECRHS-Investments #7671 - Schwab	\$621,987.43
Total - 9120-ECRCHS - Cash in Bank - El Camino Real Charter High School	\$8,747,150.10
Total Bank	\$8,747,150.10
Accounts Receivable	
9200 - Accounts Receivable	
9201 - Employee Advances	\$912.70
9212 - AR - Title II	\$1,945.00
9226 - AR- Child Nutrition (Federal)	\$20,755.55
9246 - AR - Child Nutrition (State)	\$1,817.03
Total - 9200 - Accounts Receivable	\$25,430.28
Total Accounts Receivable	\$25,430.28
Other Current Asset	
9150 - Investments	\$5,447,246.37
Total Other Current Asset	\$5,447,246.37
Total Current Assets	\$14,219,826.75
Fixed Assets	
9410 - Land	\$2,019,963.89
9420 - Land Improvements	\$156,235.25
9425 - Accumulated Depreciation - Land Improvements	(\$156,235.25)
9430 - Buildings	\$1,659,092.78
9431 - Fixed Asset - Building Improvements	\$139,467.91
9435 - Accumulated Depreciation-Buildings	(\$158,260.47)
9436 - Accumulated Depreciation - Building Improvements	(\$13,946.79)
9440 - Equipment	\$1,023,324.06
9445 - Accumulated Depreciation-Equipment	(\$655,630.35)
9450 - Construction in Progress	\$47,596.55
Total Fixed Assets	\$4,061,607.58
Other Assets	
9360 - Other Asset - Deposits	\$792.71
Total Other Assets	\$792.71
Total ASSETS	\$18,282,227.04
LIABILITIES & EQUITY	
Current Liabilities	
Accounts Payable	
9500 - Accounts Payable	
9500 - Accounts Payable	(\$627.63)
Total - 9500 - Accounts Payable	(\$627.63)
Total Accounts Payable	(\$627.63)
Other Current Liability	
9501 - Accrued Accounts Payable	\$56,908.00
9525 - Flex Plan Liability	\$4,127.64
9540 - Payroll Liability - Federal	\$1,409.81

Financial Row	Amount
9546 - Payroll Liability - SUI	(\$465.69)
9547 - Payroll Liability - SDI	\$1,660.87
9550 - Retirement Liability - PERS	(\$1,273.75)
9555 - Retirement Liability - STRS	\$115.90
9558 - Retirement Liability - PARS	\$423.68
9570 - Wages Payable	(\$1,900.94)
9580 - 403B Payable	\$91,478.34
9590 - Due to Grantor Governments	\$16,643.00
9620 - Due to Student Groups/Other Agencies	
9620 - Due to Student Groups/Other Agencies	(\$241,038.38)
9621 - Due to (From) School 1	\$488,696.28
Total - 9620 - Due to Student Groups/Other Agencies	\$247,657.90
9650 - Deferred Revenue	\$78,000.00
Total Other Current Liability	\$494,784.76
Total Current Liabilities	\$494,157.13
Equity	
9781 - Temporarily Restricted	\$5,228,778.00
Retained Earnings	\$12,928,584.64
Net Income	(\$369,292.73)
Total Equity	\$17,788,069.91
Total LIABILITIES & EQUITY	\$18,282,227.04

El Camino Real Charter High School

Monthly Cash Forecast
As of most recent monthly close

	2016/17												Forecast	AP/AR
	Actual & Projected													
	Jul Actual	Aug Actual	Sep Actual	Oct Actual	Nov Actual	Dec Projected	Jan Projected	Feb Projected	Mar Projected	Apr Projected	May Projected	Jun Projected		
Beginning Cash	\$7,481,424	8,299,008	8,093,675	8,405,666	8,700,370	8,747,150	8,780,796	9,734,882	9,968,814	9,097,161	9,657,612	9,071,816		
Revenue														
LCFF Entitlement	413,405	1,868,557	2,906,225	2,315,818	2,315,818	2,089,311	3,638,149	2,692,981	1,928,923	3,277,426	2,017,539	2,017,539	30,386,911	2,905,219
Federal Income	41,274	82,548	55,032	110,641	55,032	160,787	146,952	131,028	69,604	135,649	78,452	78,452	1,202,649	57,197
Other State Income	123,930	241,560	160,693	165,470	225,166	466,156	253,772	542,834	194,934	220,769	389,311	220,769	3,516,436	311,072
Local Revenues	41,501	92,535	1,049,365	68,321	98,377	(221,013)	28,484	28,484	28,484	28,484	28,484	28,484	1,299,988	-
Fundraising and Grants	-	-	-	-	-	16,667	5,556	5,556	5,556	5,556	5,556	5,556	50,000	-
Total Revenue	620,110	2,285,200	4,171,316	2,660,250	2,694,393	2,511,907	4,072,912	3,400,883	2,227,501	3,667,883	2,519,341	2,350,799	36,455,984	3,273,488
Expenses														
Compensation & Benefits	2,002,983	1,992,671	2,113,334	2,155,736	2,066,377	842,180	2,484,603	2,482,308	2,482,308	2,484,603	2,482,308	2,512,308	26,101,717	-
Books & Supplies	22,118	104,449	132,665	52,166	192,442	963,665	188,575	188,575	188,575	188,575	188,575	188,575	2,598,955	-
Services & Other Operating Expense	340,514	383,212	318,917	508,160	414,819	550,227	415,725	466,144	398,347	404,330	404,330	404,330	5,009,057	-
Capital Outlay	-	-	-	-	-	120,000	30,000	30,000	30,000	30,000	30,000	30,000	300,000	-
Total Expenses	2,365,615	2,480,332	2,564,916	2,716,062	2,673,637	2,476,072	3,118,903	3,167,027	3,099,230	3,107,508	3,105,213	3,135,213	34,009,729	-
Operating Cash Inflow (Outflow)	(1,745,505)	(195,131)	1,606,400	(55,812)	20,756	35,835	954,009	233,856	(871,729)	560,375	(585,872)	(784,414)	2,446,255	3,273,488
Revenues - Prior Year Accruals	2,953,183	147,100	-	180,208	-	24,974	76	76	76	76	76	76		
Expenses - Prior Year Accruals	(582,643)	(170,279)	(483)	-	-	(27,163)	-	-	-	-	-	-		
Accounts Payable - Current Year	(325,147)	(4,381)	5,264	791	36,561	-	-	-	-	-	-	-		
Loans Payable (Current)	(3,085)	(12,142)	31,174	32,751	347	-	-	-	-	-	-	-		
Other Balance Sheet Changes	520,781	29,500	(1,330,363)	136,767	(10,884)	-	-	-	-	-	-	-		
Ending Cash	8,299,008	8,093,675	8,405,666	8,700,370	8,747,150	8,780,796	9,734,882	9,968,814	9,097,161	9,657,612	9,071,816	8,287,477		

El Camino Real Charter High School

Budget vs. Actuals
As of most recent monthly close

	Actual						Budget					
	Sep	Oct	Nov	Actual YTD	Budget YTD	Variance (YTD less Budget)	Approved Budget	Previous Month's Forecast	Current Forecast	Variance (Previous vs. Current Forecast)	Variance (Budget vs. Current Forecast)	Forecast Remaining
SUMMARY												
Revenue												
LCFF Entitlement	2,906,225	2,315,818	2,315,818	9,819,823	9,629,557	190,266	30,894,433	30,867,011	30,386,911	(480,100)	(507,522)	20,567,088
Federal Revenue	55,032	110,641	55,032	344,528	383,275	(38,747)	1,082,894	1,214,577	1,202,649	(11,928)	119,755	858,121
Other State Revenues	160,693	165,470	225,166	916,819	891,400	25,419	2,706,821	3,545,789	3,516,436	(29,352)	809,615	2,599,617
Local Revenues	1,049,365	68,321	98,377	1,350,099	885,237	464,862	1,113,567	1,219,681	1,299,988	80,307	186,421	(50,111)
Fundraising and Grants	-	-	-	-	11,111	(11,111)	50,000	50,000	50,000	-	-	50,000
Total Revenue	4,171,316	2,660,250	2,694,393	12,431,269	11,800,580	630,689	35,847,716	36,897,057	36,455,984	(441,073)	608,269	24,024,716
Expenses												
Compensation and Benefits	2,113,334	2,155,736	2,066,377	10,331,100	11,045,549	714,449	27,341,723	26,101,717	26,101,717	-	1,240,007	15,770,617
Books and Supplies	132,665	52,166	192,442	503,839	1,251,942	748,103	2,477,513	2,598,955	2,598,955	-	(121,442)	2,095,116
Services and Other Operating Expendit	318,917	508,160	414,819	1,965,622	2,074,020	108,397	5,225,762	5,023,209	5,009,057	14,152	216,705	3,043,434
Depreciation	-	-	-	-	-	-	238,281	137,835	137,835	-	100,446	137,835
Total Expenses	2,564,916	2,716,062	2,673,637	12,800,562	14,371,511	1,570,950	35,283,279	33,861,716	33,847,564	14,152	1,435,715	21,047,002
Operating Income	1,606,400	(55,812)	20,756	(369,293)	(2,570,931)	2,201,638	564,437	3,035,341	2,608,421	(426,920)	2,043,984	2,977,713
Fund Balance												
Beginning Balance (Unaudited)	15,254,350	16,860,750	16,804,938	17,194,987	17,194,987		17,194,987	17,194,987	17,194,987			
Audit Adjustment				962,376	962,376		-	-	962,376			
Beginning Balance (Audited)				18,157,363	18,157,363		17,194,987	17,194,987	18,157,363			
Operating Income	1,606,400	(55,812)	20,756	(369,293)	(2,570,931)		564,437	3,035,341	2,608,421			
Ending Fund Balance	16,860,750	16,804,938	16,825,694	17,788,070	15,586,432		17,759,423	20,230,328	20,765,784			
Capital Outlay	-	-	-	-	-		300,000	300,000	300,000			

El Camino Real Charter High School

Budget vs. Actuals
As of most recent monthly close

Detail	Actual					Budget						
	Sep	Oct	Nov	Actual YTD	Budget YTD	Variance (YTD less Budget)	Approved Budget	Previous Month's Forecast	Current Forecast	Variance (Previous vs. Current Forecast)	Variance (Budget vs. Current Forecast)	Forecast Remaining
Enrollment Summary												
9-12							-	3,675	3,675	3,520		
Total Enrolled							3,675	3,675	3,520	(156)	(156)	
ADA %												
9-12							95%	95%	97%			
Average							95%	95%	97%	2.44%	2.44%	
ADA												
9-12							3491.25	3491.25	3429.40			
Total ADA							3491.25	3491.25	3429.40	(61.85)	(61.85)	

El Camino Real Charter High School

Budget vs. Actuals
As of most recent monthly close

		Actual					Budget						
		Sep	Oct	Nov	Actual YTD	Budget YTD	Variance (YTD less Budget)	Approved Budget	Previous Month's Forecast	Current Forecast	Variance (Previous vs. Current Forecast)	Variance (Budget vs. Current Forecast)	Forecast Remaining
REVENUE													
LCFF Entitlement													
8011	Charter Schools LCFF - State Aid	996,447	1,764,612	1,764,612	5,567,419	5,377,153	190,266	18,866,379	18,724,967	18,459,975	(264,992)	(406,404)	12,892,555
8012	Education Protection Account Entitlement	1,358,572	-	-	1,358,572	1,358,572	(0)	5,398,345	5,398,345	5,302,709	(95,637)	(95,637)	3,944,137
8019	State Aid - Prior Years	-	-	-	-	-	-	-	-	-	-	-	-
8096	Charter Schools in Lieu of Property Taxes	551,206	551,206	551,206	2,893,832	2,893,832	0	6,629,709	6,743,699	6,624,228	(119,471)	(5,482)	3,730,396
SUBTOTAL - LCFF Entitlement		2,906,225	2,315,818	2,315,818	9,819,823	9,629,557	190,266	30,894,433	30,867,011	30,386,911	(480,100)	(507,522)	20,567,088
8100 Federal Revenue													
8181	Special Education - Entitlement	55,032	55,032	55,032	288,919	288,200	719	686,190	673,288	661,360	(11,928)	(24,830)	372,441
8182	Special Education Reimbursement	-	-	-	-	-	-	-	-	-	-	-	-
8220	Child Nutrition Programs	-	-	-	-	32,808	(32,808)	147,638	312,500	312,500	-	164,862	312,500
8290	No Child Left Behind	-	-	-	-	-	-	-	-	-	-	-	-
8291	Title I	-	55,609	-	55,609	60,601	(4,992)	242,403	222,437	222,437	-	(19,966)	166,828
8292	Title II	-	-	-	-	1,666	(1,666)	6,664	6,352	6,352	-	(312)	6,352
8293	Title III	-	-	-	-	-	-	-	-	-	-	-	-
SUBTOTAL - Federal Income		55,032	110,641	55,032	344,528	383,275	(38,747)	1,082,894	1,214,577	1,202,649	(11,928)	119,755	858,121
8300 Other State Revenues													
8311	Other State Apportionments - Current Year	-	-	-	-	-	-	-	-	-	-	-	-
8319	Other State Apportionments - Prior Years	-	4,776	937	9,643	-	9,643	-	8,706	9,643	937	9,643	-
8380	Special Ed	-	-	-	-	-	-	-	-	-	-	-	-
8381	Special Education - Entitlement (State)	160,693	160,693	160,693	843,640	843,640	(0)	1,978,701	1,965,993	1,931,163	(34,829)	(47,538)	1,087,524
8382	Special Education Reimbursement (State)	-	-	-	-	-	-	-	-	-	-	-	-
8520	Child Nutrition - State	-	-	-	-	2,860	(2,860)	12,871	12,500	12,500	-	(371)	12,500
8550	Mandated Cost Reimbursements	-	-	-	-	44,900	(44,900)	149,667	898,743	914,973	16,230	765,306	914,973
8560	State Lottery Revenue	-	-	-	-	-	-	565,583	659,846	648,156	(11,690)	82,574	648,156
8590	All Other State Revenue	-	-	63,536	63,536	-	63,536	-	-	-	-	-	(63,536)
SUBTOTAL - Other State Income		160,693	165,470	225,166	916,819	891,400	25,419	2,706,821	3,545,789	3,516,436	(29,352)	809,615	2,599,617
8600 Other Local Revenue													
8634	Food Service Sales	-	-	1,115	1,621	25,237	(23,617)	113,567	50,000	50,000	-	(63,567)	48,380
8660	Interest	3	4	3	17	-	17	-	14	17	3	17	-
8662	Net Increase (Decrease) in the Fair Value of	(8,032)	(9,083)	(8,797)	(25,912)	-	(25,912)	-	(17,115)	(25,912)	(8,797)	(25,912)	-
8690	Other Local Revenue	1,044,367	48,361	89,101	1,275,883	860,000	415,883	1,000,000	1,186,782	1,275,883	89,101	275,883	-
8999	Uncategorized Revenue	13,028	29,039	16,954	98,490	-	98,490	-	-	-	-	-	(98,490)
SUBTOTAL - Local Revenues		1,049,365	68,321	98,377	1,350,099	885,237	464,862	1,113,567	1,219,681	1,299,988	80,307	186,421	(50,111)
8800 Donations/Fundraising													
8803	Fundraising	-	-	-	-	11,111	(11,111)	50,000	50,000	50,000	-	-	50,000
SUBTOTAL - Fundraising and Grants		-	-	-	-	11,111	(11,111)	50,000	50,000	50,000	-	-	50,000
TOTAL REVENUE		4,171,316	2,660,250	2,694,393	12,431,269	11,800,580	630,689	35,847,716	36,897,057	36,455,984	(441,073)	608,269	24,024,716

El Camino Real Charter High School

Budget vs. Actuals
As of most recent monthly close

		Actual					Budget						
		Sep	Oct	Nov	Actual YTD	Budget YTD	Variance (YTD less Budget)	Approved Budget	Previous Month's Forecast	Current Forecast	Variance (Previous vs. Current Forecast)	Variance (Budget vs. Current Forecast)	Forecast Remaining
EXPENSES													
Compensation & Benefits													
1000	Certificated Salaries	-	-	-									
1100	Teachers Salaries	887,858	905,242	889,434	4,540,558	4,750,929	210,370	11,402,228	10,948,641	10,948,641	-	453,587	6,408,083
1101	Teacher - Stipends	-	-	-	130	222,222	222,092	1,000,000	500,000	500,000	-	500,000	499,870
1150	Teacher - NBC Stipend	5,226	5,226	5,226	21,696	41,667	19,971	100,000	100,000	100,000	-	-	78,304
1160	Teacher - Auxiliary & Summer School	159,806	17,301	14,434	205,633	166,667	(38,966)	100,000	400,000	400,000	-	(300,000)	194,367
1170	Teacher - Coverage	5,574	6,434	6,797	21,712	12,500	(9,212)	30,000	30,000	30,000	-	-	8,288
1180	Teacher - Extra Hours & Tutoring	2,196	3,830	5,956	24,304	104,167	79,863	250,000	250,000	250,000	-	-	225,696
1190	Teacher - PD	(133,677)	1,513	3,016	19,611	75,000	55,389	260,000	180,000	180,000	-	80,000	160,389
1200	Certificated Pupil Support Salaries	119,956	111,166	111,500	553,450	586,351	32,901	1,407,242	1,407,242	1,407,242	-	-	853,792
1300	Certificated Supervisor & Administrator Salaries	62,351	62,289	69,336	318,703	369,110	50,407	885,863	899,243	899,243	-	(13,379)	580,540
1900	Certificated Other Salaries	19,963	20,513	20,087	100,823	101,866	1,043	244,479	244,479	244,479	-	-	143,655
SUBTOTAL - Certificated Employees		1,129,254	1,133,513	1,125,786	5,806,620	6,430,477	623,857	15,679,812	14,959,604	14,959,604	-	720,208	9,152,984
2000	Classified Salaries												
2100	Classified Instructional Aide Salaries	77,398	84,150	77,449	272,639	391,326	118,686	939,181	939,181	975,069	(35,888)	(35,888)	702,430
2200	Classified Support Salaries	96,742	87,564	95,077	395,394	340,260	(55,134)	816,624	816,624	951,837	(135,213)	(135,213)	556,443
2300	Classified Supervisor & Administrator Salaries	42,233	33,968	33,968	171,444	237,987	66,543	571,169	518,968	518,968	-	52,200	347,524
2400	Classified Clerical & Office Salaries	66,597	79,532	70,771	333,464	448,049	114,585	1,075,317	850,521	850,521	-	224,796	517,057
2900	Classified Other Salaries	535	15,702	(10,926)	18,950	114,583	95,634	275,000	275,000	103,899	171,101	171,101	84,949
SUBTOTAL - Classified Employees		283,505	300,915	266,339	1,191,890	1,532,204	340,314	3,677,290	3,400,294	3,400,294	0	276,996	2,208,404
3000	Employee Benefits												
3100	STRS	139,766	140,253	121,620	696,118	591,756	(104,361)	1,972,520	1,881,918	1,881,918	-	90,602	1,185,801
3200	PERS	34,230	36,537	31,629	144,681	127,127	(17,554)	418,971	396,949	396,949	-	22,022	252,267
3300	OASDI-Medicare-Alternative	35,834	37,333	34,786	167,517	141,766	(25,751)	469,797	445,479	445,479	-	24,319	277,962
3400	Health & Welfare Benefits	296,073	300,347	280,177	1,418,403	1,520,000	101,598	3,648,000	3,568,275	3,568,275	-	79,725	2,149,873
3500	Unemployment Insurance	700	712	695	3,476	4,839	1,363	9,679	9,180	9,180	-	499	5,704
3600	Workers Comp Insurance	-	-	-	189,690	191,065	1,375	191,065	189,690	189,690	-	1,375	-
3700	Retiree Benefits	199,428	200,000	200,000	700,000	498,798	(201,202)	1,249,820	1,230,000	1,230,000	-	19,820	530,000
3800	PERS Reduction	-	-	-	-	-	-	-	-	-	-	-	-
3900	Other Employee Benefits	(5,457)	6,127	5,344	12,705	7,516	(5,189)	24,769	20,328	20,328	-	4,441	7,624
SUBTOTAL - Employee Benefits		700,574	721,309	674,251	3,332,589	3,082,868	(249,722)	7,984,621	7,741,819	7,741,819	-	242,802	4,409,230

El Camino Real Charter High School

Budget vs. Actuals
As of most recent monthly close

		Actual					Budget						
		Sep	Oct	Nov	Actual YTD	Budget YTD	Variance (YTD less Budget)	Approved Budget	Previous Month's Forecast	Current Forecast	Variance (Previous vs. Current Forecast)	Variance (Budget vs. Current Forecast)	Forecast Remaining
4000	Books & Supplies												
4100	Approved Textbooks & Core Curricula Mate	-	11	2,616	34,100	295,556	261,455	350,000	350,000	350,000	-	-	315,900
4200	Books & Other Reference Materials	-	959	-	959	23,408	22,449	27,720	27,720	27,720	-	-	26,761
4300	Materials & Supplies	164	10,452	-	11,096	45,201	34,106	53,528	53,528	53,528	-	-	42,432
4325	Instructional Materials & Supplies	40,865	272	42,837	105,263	214,724	109,462	254,279	254,279	254,279	-	-	149,016
4330	Office Supplies	7,902	4,004	31,207	52,067	85,363	33,296	204,871	204,871	204,871	-	-	152,804
4345	Non Instructional Student Materials & Suppli	47,675	27,055	20,931	123,252	211,899	88,647	508,557	508,557	508,557	-	-	385,305
4400	Noncapitalized Equipment	36,059	9,202	529	77,902	291,667	213,765	700,000	700,000	700,000	-	-	622,098
4710	Student Food Services	-	-	94,531	99,201	84,124	(15,077)	378,558	500,000	500,000	-	(121,442)	400,799
	SUBTOTAL - Books and Supplies	132,665	52,166	192,442	503,839	1,251,942	748,103	2,477,513	2,598,955	2,598,955	-	(121,442)	2,095,116

El Camino Real Charter High School

Budget vs. Actuals
As of most recent monthly close

		Actual					Budget						
		Sep	Oct	Nov	Actual YTD	Budget YTD	Variance (YTD less Budget)	Approved Budget	Previous Month's Forecast	Current Forecast	Variance (Previous vs. Current Forecast)	Variance (Budget vs. Current Forecast)	Forecast Remaining
5000	Services & Other Operating Expenses												
5100	Subagreements for Services	-	-	-	-	-	-	-	-	-	-	-	-
5200	Travel & Conferences	10,414	5,065	1,908	23,477	60,000	36,523	200,000	100,000	100,000	-	100,000	76,523
5300	Dues & Memberships	2,092	20,050	8,628	125,325	62,500	(62,825)	150,000	150,000	150,000	-	-	24,675
5400	Insurance	-	-	-	181,091	181,091	-	181,091	181,091	181,091	-	-	-
5500	Operations & Housekeeping	88,005	201,352	38,841	365,753	190,046	(175,707)	633,488	633,488	633,488	-	-	267,735
5605	Equipment Leases	-	-	7,658	16,975	31,814	14,839	76,354	76,354	76,354	-	-	59,379
5610	Rent	8,331	1,842	-	10,173	187,500	177,327	450,000	450,000	450,000	-	-	439,827
5631	Other Rentals, Leases and Repairs 1	206	2,389	4,523	23,139	131,465	108,325	315,515	315,515	315,515	-	-	292,376
5809	Banking Fees	952	1,869	32,938	38,783	11,551	(27,232)	38,505	50,000	50,000	-	(11,496)	11,217
5812	Business Services	2,504	19,402	2,743	63,215	84,896	21,681	203,750	203,750	203,750	-	-	140,535
5815	Consultants - Instructional	17,523	77,990	94,971	217,499	312,500	95,001	750,000	550,000	550,000	-	200,000	332,501
5820	Consultants - Non Instructional - Custom 1	17,067	38,252	36,498	131,211	291,667	160,456	700,000	550,000	550,000	-	150,000	418,789
5824	District Oversight Fees	23,889	23,889	23,889	125,418	105,041	(20,376)	308,944	308,670	303,869	4,801	5,075	178,452
5830	Field Trips Expenses	10,262	32,891	20,004	66,542	90,000	23,458	300,000	300,000	300,000	-	-	233,458
5833	Fines and Penalties	-	-	-	-	-	-	-	-	-	-	-	-
5839	Fundraising Expenses	-	-	-	-	15,000	15,000	50,000	50,000	50,000	-	-	50,000
5845	Legal Fees	55,049	1,702	56,491	124,781	83,333	(41,447)	200,000	400,000	400,000	-	(200,000)	275,219
5851	Marketing and Student Recruiting	-	-	-	2,900	4,292	1,392	10,300	10,300	10,300	-	-	7,400
5861	Prior Yr Exp (not accrued)	-	52,658	-	66,185	-	(66,185)	-	66,185	66,185	-	(66,185)	-
5872	Special Education Encroachment	43,145	43,145	43,145	226,512	189,657	(36,855)	557,815	527,856	518,505	9,351	39,310	291,993
5898	Bad Debt Expense	-	-	-	0	-	(0)	-	-	-	-	-	(0)
5899	Miscellaneous Operating Expenses	7,706	(27,610)	29,636	92,119	-	(92,119)	-	-	-	-	-	(92,119)
5900	Communications	31,773	13,273	12,946	64,526	41,667	(22,860)	100,000	100,000	100,000	-	-	35,474
	SUBTOTAL - Services & Other Operating	318,917	508,160	414,819	1,965,622	2,074,020	108,397	5,225,762	5,023,209	5,009,057	14,152	216,705	3,043,434
6000	Capital Outlay												
6100	Sites & Improvement of Sites	-	-	-	-	-	-	-	-	-	-	-	-
6200	Buildings & Improvement of Buildings	-	-	-	-	90,000	90,000	300,000	300,000	300,000	-	-	300,000
	SUBTOTAL - Capital Outlay	-	-	-	-	90,000	90,000	300,000	300,000	300,000	-	-	300,000
	TOTAL EXPENSES	2,564,916	2,716,062	2,673,637	12,800,562	14,461,511	1,660,950	35,344,999	34,023,882	34,009,729	14,152	1,335,270	21,209,167
	Depreciation Calculation												
	Prior Year (Yr 0 or before) Depreciation Impact							178,280	137,835	137,835	-	40,445	137,835
	Forecasted Depreciation Impact (2016-17)							60,000	-	-	-	60,000	-
6900	Total Depreciation (includes Prior Years)	-	-	-	-	-	-	238,281	137,835	137,835	-	100,446	137,835
	TOTAL EXPENSES including Depreciation	2,564,916	2,716,062	2,673,637	12,800,562	14,371,511	1,570,950	35,283,279	33,861,716	33,847,564	14,152	1,435,715	21,047,002

El Camino Real Charter High School

November 2016 Financials

© EdTec, Inc. 2017



Jan 18, 2017

Chang Patel & Milada Rakijian

Financial Presentation Agenda



- State Budget Update
- Enrollment Update
- November 2016 Financial Update
 - Current Forecast
 - YTD Actuals vs. YTD Budget
 - Cash Flow Projection
 - Balance Sheet

State Budget Update

2017-18 California State Budget

Governor proposes a cautious budget; no additional funding toward LCFF implementation



□ **LCFF**

- No funding toward implementation
- Cost of Living Adjustment of 1.48% over the 2016-17 targets
 - Increase on average of \$120 per ADA (will vary based on school specific targets)
 - Also applies to other state programs
- June Deferral: One third of June LCFF payment deferred to July

□ **One Time Funds**

- Approx. \$48 per ADA (down from \$214 per ADA in 16-17)

□ **School Facilities**

- Up to \$500M available after accountability provisions on bond funds are enacted

- Just the first step in iterative process involving Governor and Legislature that will result in final budget being approved in June

- EdTec will continue to monitor developments and provide updates

P-1 ADA & Projected P-2 ADA

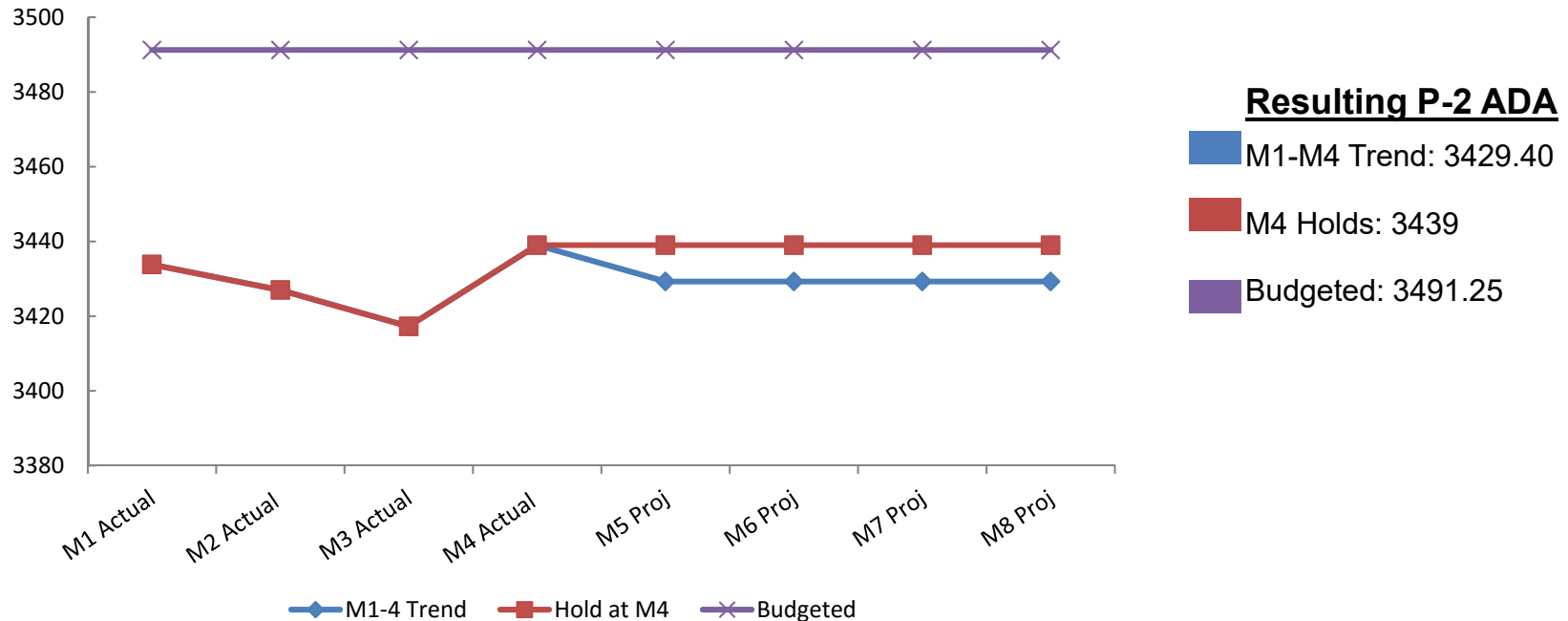
2016-17 Average Daily Attendance

P-1 ADA was 3442.09 and revised P-2 ADA is 3429.40



- P-1 ADA of 3442.09 was below budgeted ADA of 3491.25
- Revised P-2 ADA
 - Assuming ADA follows the M1-M4 trend, P-2 ADA is projected to be 3429.40, 61.85 ADA less than the board approved budget
 - Budget impact of -\$412K

ADA By Month Projection



Forecast Update: Unduplicated Count

CALPADS data submitted in December;
Unduplicated count of 978 above budgeted projection of 850



- **Unduplicated count** is component of Local Control Funding Formula
 - Some funding allocated to schools based on Free or Reduced Price Meal, English Language Learner, or Foster Youth student count, with *no student counted twice*
- Submitted number of unduplicated students was 978, 128 more than budgeted projection of 850
 - Budget impact of +\$38.7K

November 2016 Financial Update

Current Forecast: Nov 2016 Update

Operating income including depreciation is projected to be \$2.6M, a \$427K decrease compared to the previous forecast.



	Approved Budget	Previous Month's Forecast	Current Forecast	Variance (Previous vs. Current Forecast)	Variance Budget vs. Current Forecast)
Revenue	35,847,716	36,897,057	36,455,984	(441,073)	608,269
Expenses	35,283,279	33,861,716	33,847,564	14,152	1,435,715
Net Income	564,437	3,035,341	2,608,421	(426,920)	2,043,984
Beginning Fund Balance	17,194,987	17,194,987	17,194,987		
Audit Adjustment	-	-	962,376		
Ending Fund Balance	17,759,423	20,230,328	20,765,784		

Current Revenue Forecast: Nov 2016 Update



The revenue forecast is \$36.5M, a decrease of \$441K when compared to the previous month's forecast.

Revenue Summary	Previous Month's Forecast	Current Forecast	Variance (Previous vs. Current Forecast)	Notes
LCFF Entitlement	\$ 30,867,011	\$ 30,386,911	\$ (480,100)	<ul style="list-style-type: none"> Updated LCFF based on ADA trend for months 1-4 (ADA decreased by 61.97), CALPADS and newly released FCMAT (funding gap increased from 54.18% to 55.28% based on governors proposed budget)
Federal Revenue	\$ 1,214,577	\$ 1,202,649	\$ (11,928)	<ul style="list-style-type: none"> Federal SPED decreased due to decrease in ADA
Other State Revenues	\$ 3,545,789	\$ 3,516,436	\$ (29,352)	<ul style="list-style-type: none"> Increase in Prior Year State Apportionments – received FY15-16 Statewide Student Identifier State SPED, MBG and Lottery decreased due to decrease in ADA. Increase in one time funds (rate increased 210 to 214.55)
Local Revenues	\$ 1,219,681	\$ 1,299,988	\$ 80,307	<ul style="list-style-type: none"> Net Decrease in Fair Value of Investment Increase in other local revenue – to match actuals
Fundraising and Grants	\$ 50,000.00	\$ 50,000.00	\$ -	<ul style="list-style-type: none"> No Change
Total Revenue	\$ 36,897,057	\$ 36,455,984	\$ (441,073)	

Current Expense Forecast: Nov 2016 Update

The expense forecast is \$33.8M, a decrease of \$14.2K when compared to the previous month's forecast.



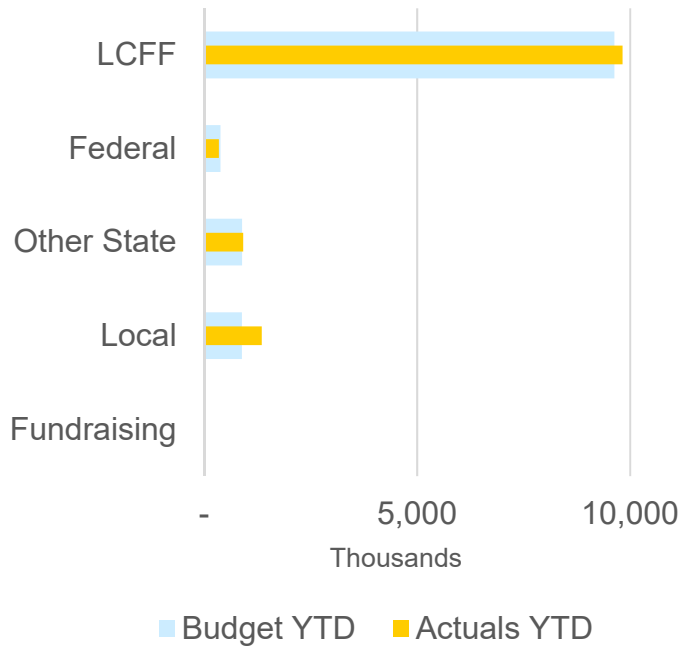
Expense Summary	Previous Month's Forecast	Current Forecast	Variance (Previous vs. Current Forecast)	Notes
Compensation and Benefits	\$ 26,101,717	\$ 26,101,717	\$ -	• No Change
Books and Supplies	\$ 2,598,955	\$ 2,598,955	\$ -	• No Change
Services and Other Operating Expenditures	\$ 5,023,209	\$ 5,009,057	\$ 14,152	• Decrease in ADA dependent expenses: District Oversight and SPED Encroachment
Depreciation	\$ 137,835	\$ 137,835	\$ -	• No Change
Total Expenses	\$ 33,861,716	\$ 33,847,564	\$ 14,152	

YTD Actuals vs YTD Budget: Nov 2016 Update

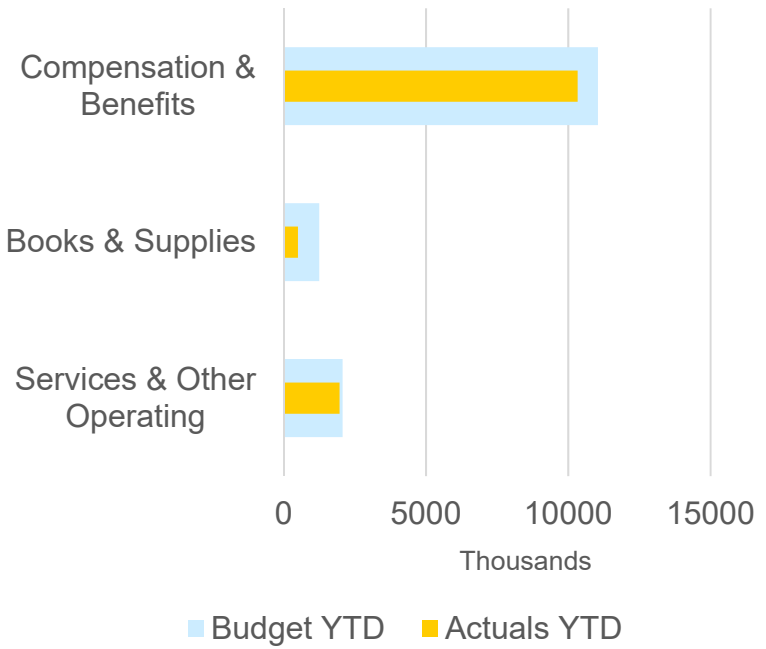
Revenues tracking ahead of budget by \$631K while expenses tracking behind budget by \$1.6M



Revenues



Expenditures



2016-17 Cash Flow Projection

Healthy ending cash balances for the rest of the year



2016/17 Cash Projections



Balance Sheet

Balances as of Nov 30, 2016



	11/30/2016	6/30/2016	YTD Change
Assets			
Cash Balances	\$ 8,747,150	\$ 7,481,424	\$ 1,265,726
Accounts Receivable	\$ 25,430	\$ 3,305,922	(3,280,491)
Prepays and Other Assets	\$ 793	\$ 371,574	(370,781)
Fixed Assets, Net	\$ 4,061,608	\$ 4,061,608	-
Investments	\$ 5,447,246	\$ 5,195,254	251,993
Due to/from other	\$ -	\$ -	-
Total Assets	18,282,227	20,415,781	(2,133,554)
Liabilities & Equity			
Accrued Expenses	\$ 151,856	\$ 1,192,174	\$ (1,040,318)
Due to Grantor Governments/Others	\$ 264,301	\$ 215,256	49,045
OPEB Liability	\$ -	\$ -	-
Deferred Revenue	\$ 78,000	\$ 850,988	(772,988)
Loans and other payables	\$ -	\$ -	-
Beginning Net Assets - Audited	\$ 18,157,363	\$ 14,357,676	3,799,687
Other Restatements	\$ -	\$ -	-
Net Income (Loss) to Date	\$ (369,293)	\$ 3,799,687	(4,168,979)
Total Liabilities & Equity	18,282,227	20,415,781	(2,133,554)

- \$8.7M cash balance as of 11/30/16
- \$25K remaining in 15-16 receivables
 - \$23K in Child Nutrition
 - \$2k Title II
- \$5.2M in Temporarily Restricted
 - \$5M – for facility
 - \$229k – Educator Effectiveness
- \$17.8M fund balance as of 11/30/16

Cover Sheet

Review and Vote on Plan for Use of College Readiness Block Grant Funds

Section: V. Financial
Item: D. Review and Vote on Plan for Use of College Readiness Block
Grant Funds
Purpose: Vote
Submitted by:
Related Material: College Readiness Block Grant Budget - Sheet1.pdf

College Readiness Block Grant Budget

Item	Group	Rate	2016-2017	Summer 2017	Cost	2017-2018	Summer 2018	Cost	2018-2019	Summer 2019	Cost	Total Cost	Notes
Summer School Counselors	All Counselors	\$50/hour		135 hours	\$6,750		135 hours	\$6,750		70 hours	\$3,500	\$17,000	1 counselor/week for 22.5 hours/week for six week summer school session in Summer 2017 and Summer 2018; and for three weeks in Summer 2019 (June 30th cut off). 1 counselor/week x 22.5 hours/week x 6 weeks = 135 total hours/year (2017 & 2018); 1 counselor x 22.5 hours/week x 3 weeks = 67.5 total hours/year (2019)
6 Days of Counselors' Time during Summer	All Counselors	\$50/hour		252 hours	\$12,600		252 hours	\$12,600		126 hours	\$6,300	\$31,500	Each counselor (6 guidance counselors, 1 college counselor) will work six full days (36 hours/counselor) of additional time after graduation (2 days), before pre-registration (2 days) and after pre-registration (2 days). For Summer 2019, a total of 3 total days. 7 counselors x 6 days x 6 hours/day = 252 total hours/year (2017 & 2018); 7 counselors x 3 days x 6 hours/day = 126 hours/year (2019)
Full Day Pre-Reg Counselors	Guidance Counselors	\$50/hour		60 hours	\$3,000		60 hours	\$3,000				\$6,000	Each guidance counselor will work two additional each day during pre-registration week. 6 counselors x 5 days x 2 hours/day = 60 total hours/year
Pool of Hours Disbursed at APSCS's Discretion	All Counselors	\$50/hour	25 hours		\$1,250	50 hours		\$2,500	50 hours		\$2,500	\$6,250	Pool of hours to be distributed among counselors at APSCS's discretion for planning of A-G night, coordinating outreach to students who qualify for free lunch, etc.
Out of Classroom AP Prep Class	2 Teachers	\$62.5/hour				96 hours		\$6,000	96 hours		\$6,000	\$12,000	Some combination of 48 hours (per teacher) outside the classroom; this could happen during the summer or winter break, on Saturdays, for each of the two classes.
AP Prep Books	FRPM Students	\$25/book				400 books		\$10,000	440 books		\$11,000	\$21,000	About 1,500 AP tests are taken each year, and around 25% of test takers are FRPM students. We are projecting a 10% increase in tests taken by FRPM students in the 2018-19 school year as a result of the actions outlined in this document.
Food at Parent Meetings	FRPM Parents	\$5/person	400 parents		\$2,000	800 parents		\$4,000	800 parents		\$4,000	\$10,000	One meeting each semester for a total of five meetings.
A-G Posters	All Classrooms	\$12/poster				150 posters		\$1,800				\$1,800	
Late Counselors 1 day/week	All Counselors	\$50/hour	75 hours		\$3,750	150 hours		\$7,500	150 hours		\$7,500	\$18,750	One counselor will stay late three hours one day per week, and one counselor will be on campus for three hours one Saturday per month. 1 counselor x 15 hours/month x 10 months = 150 hours (2017-2018 & 2018-2019); 1 counselor x 15 hours/month x 5 months = 75 hours (2016-2017).
Totals					\$29,350			\$54,150			\$40,800	\$124,300	