



El Camino Real Charter High School

Finance and Investment Committee

Date and Time

Monday May 22, 2023 at 5:30 PM PDT

Location

Main Campus - LIBRARY MEDIA CENTER

El Camino Real Charter High School
5440 Valley Circle Boulevard
Woodland Hills, CA 91367

The Finance and Investment Committee is a standing committee of the Board of Directors of El Camino Real Alliance.

For committee meeting materials, please go to the school's main office, or call (818) 595-7500. Some board meeting materials are also posted in the school's website (<https://ecrchs.net> - click the ECR Board tab).

ATTENTION:

WE HAVE RETURNED TO "IN-PERSON" FINANCE AND INVESTMENT COMMITTEE MEETINGS.

INSTRUCTIONS FOR PRESENTATIONS TO THE BOARD BY PARENTS AND OTHER MEETING ATTENDEES:

El Camino Real Alliance ("ECRA") welcomes your participation at ECRA's Board meetings. The purpose of a public meeting of the Board of Directors ("Board") is to conduct the affairs of ECRA in public.

Your participation assures us of continuing community interest in our charter school. To assist you in the ease of speaking/ participating in our meetings, the following guidelines are provided:

1. Agendas are available to all audience members at the door to the meeting.

2. "Request to Speak" forms are available to all audience members who wish to speak on any agenda items or under the general category of "Public Comments."

"Public Comments" is set aside for members of the audience to raise issues that are not specifically on the agenda.

However, due to public meeting laws, the Board can only listen to your issue, not respond or take action.

These presentations are limited to **two (2) minutes** and total time allotted to non-agenda items will not exceed thirty (30) minutes. A member of the public who requires the use of a translator, in order to receive the same opportunity as others to directly address the Board, shall be permitted twice the allotted time to speak.

The Board may give direction to staff to respond to your concern or you may be offered the option of returning with a citizen-requested item.

3. You may also complete a "Request to Speak" form to address the Board on Agenda items. With regard to such agenda items, you may specify the item(s) on your "Request to Speak" form and you will be given an opportunity to speak for up to three (3) minutes before the item is addressed, and total time allocated to agenda items will not exceed six (6) minutes for a Discussion item and nine (9) minutes per Vote item.

A member of the public who requires the use of a translator, in order to receive the same opportunity as others to directly address the Board, shall be permitted twice the allotted time to speak, and the total allocated time shall be appropriately increased as well.

4. When addressing the Board, speakers are requested to state their name and adhere to the time limits set forth. In order to maintain allotted time limits, the Board Chair may modify speaker time allocations or the total amount of allotted time for an item.

5. Any public records relating to an agenda item for an Open Session of the Board which are distributed to all, or a majority of all, of the Board members shall be available for public inspection at 5440 Valley Circle Blvd., Woodland Hills, California, 91367.

IMPORTANT NOTE REGARDING PUBLIC COMMENTS:

Effective September 2022, public comments presentations at all ECRA Regular and Special Board Meetings and Committee Meetings must be made in person.

There is no obligation on the part of the school to have a school official read public comments during in-person Board Meetings.

A member of the public is welcome to appear at the Board meeting to make a public comment or make arrangements with another person in attendance to speak on the person's behalf.

Consent Agenda: All matters listed under the consent agenda are considered by the Board to be routine and will be approved/enacted by the Board in one motion or more motions in the form listed below. Unless specifically requested by a Board member for further discussion or removed from the agenda, there will be no discussion of these items prior to the Board vote(s) on the Consent Agenda item(s). The Executive Director recommends approval of all consent agenda items.

In compliance with the Americans with Disabilities Act (ADA) and upon request, El Camino Real Alliance may furnish reasonable auxiliary aids and services to qualified individuals with disabilities. Requests for disability related modifications or accommodations shall be made 24 hours prior to the meeting to David Hussey, in person, by email at comment@ecrchs.net, or by calling (818) 595-7500.

Agenda

	Purpose	Presenter	Time
I. Opening Items			5:30 PM
Opening Items			
A. Call the Meeting to Order		Danielle Malconian	1 m
B. Record Attendance and Guests		Kurt Lowry	1 m
C. Pledge of Allegiance to the United States of America (USA)		David Hussey	1 m
Mr. Hussey will lead meeting participants in the Pledge of Allegiance to the United States of America (USA).			
D. Public Comments	Discuss	Danielle Malconian	30 m
E. CBO Report	Discuss	Gregory Wood	20 m
Mr. Wood, ECRCHS CBO, will provide his CBO Report to the Committee.			
II. Consent			6:23 PM

	Purpose	Presenter	Time
A. Approve Minutes of the April 20th, 2023, Finance and Investment Committee Meeting	Approve Minutes	Danielle Malconian	1 m
III. Investment			6:24 PM
A. April 2023 Investment Update	Discuss	M. Breller/G. Wood	10 m
Mr. Mike Breller, Investment Advisor of Beacon Pointe, and Mr. Gregory Wood, CBO, will present the April, 2023, Investment Update.			
IV. Finance			6:34 PM
A. April 2023 Financial Update	Discuss	G. Wood/A. Ilyas	10 m
Mr. Gregory Wood, CBO, and Ms. Arleta Ilyas, Director, Accounting and Finance, will present the April, 2023, Financial Update.			
B. Discuss and Vote to Recommend to the Full Board Approval of the April, 2023, Check Registers	Vote	G. Wood/A. Ilyas	10 m
Prior to the Vote to Recommend Approval to the Full Board, Mr. Wood, CBO, will review the April, 2023, check registers from ECRA's City National Bank Accounts.			
C. Discuss and Vote to Recommend to the Full Board Approval of the April, 2023, Credit Card Charges.	Vote	G. Wood/A. Ilyas	10 m
Prior to the Vote to recommend Approval to the Full Board, Mr. Wood, CBO, and Mrs. Ilyas, Director, Accounting and Finance, will review the April, 2023, credit card charges.			
D. Discussion and Vote to Recommend to the Full Board Approval of the 23-24 Instructional Materials (IMA) Budget	Vote	G. Wood/A. Ilyas	10 m
Prior to a Vote to Recommend Approval to the Full Board, Mr. Wood, CBO, and Mrs. Ilyas, Director, Accounting and Finance, will lead a discussion on the 23-24 Instructional Materials (IMA) Budget.			
E. Discuss and Vote to Recommend to the Full Board Approval of Proposed 2023-2024 Special	Vote	D. Hussey/E. Larew	15 m

	Purpose	Presenter	Time
<p>Education Vendor Services Agreements/Contracts</p> <p>Prior to the vote to recommend Approval to the Full Board, Mr. David Hussey, Executive Officer, and Mrs. Emilie Larew, Administrative Director of Student Support Services, will present and discuss the Proposed 2023-2024 Special Education Vendor Services Agreements/Contracts.</p>			
V. School Business			7:29 PM
A.	Discuss and Vote to Recommend to the Full Board Approval of One or More 2023-2024 Substitute Teacher Vendor(s)	Vote Finance & Investment Committee	20 m
<p>Prior to the Vote to Recommend to the Full Board the Approval of one or more Substitute Teacher Vendor(s) during the 2023-2024 academic year, the Committee will discuss Vendors' respective short and long-term substitute teacher pay rates and other considerations.</p>			
B.	Discussion of Proposed Capital Improvements as Discussed During May 15th, 2023, Capitalization Projects Ad Hoc Committee Meeting.	Discuss Danielle Malconian	10 m
<p>Board Member Ms. Danielle Malconian, Chair of Finance & Investment Committee, will lead a discussion on proposed Capital Improvements as discussed during the May 15th, 2023, Capitalization Projects Ad Hoc Committee meeting.</p>			
VI. Closing Items			7:59 PM
A.	Adjourn Meeting	Vote Danielle Malconian	1 m

Coversheet

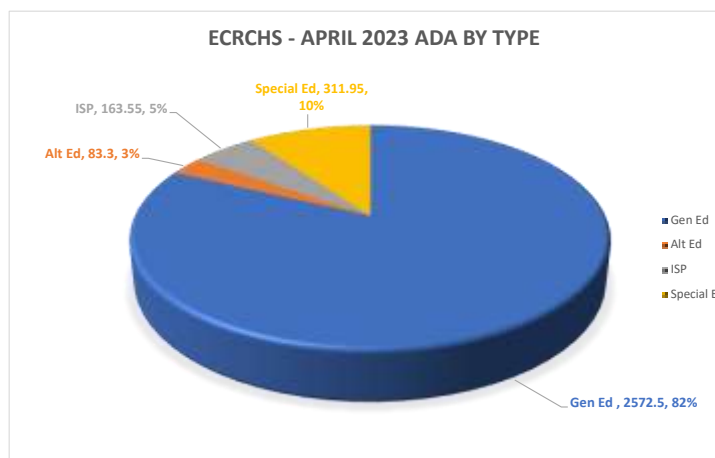
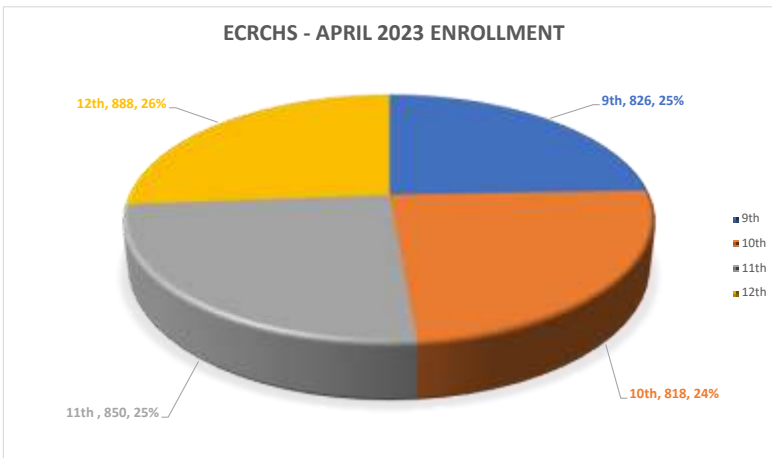
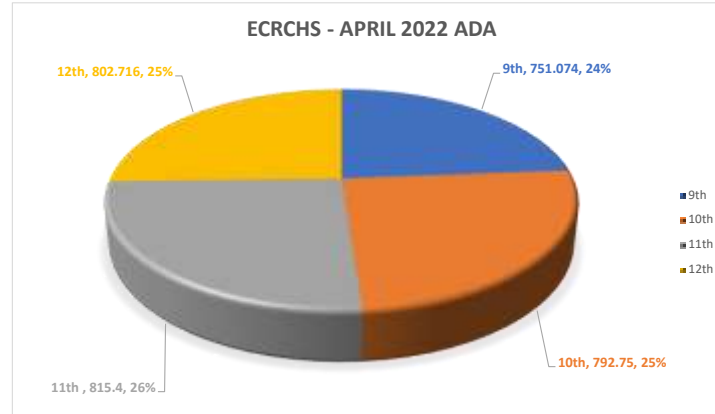
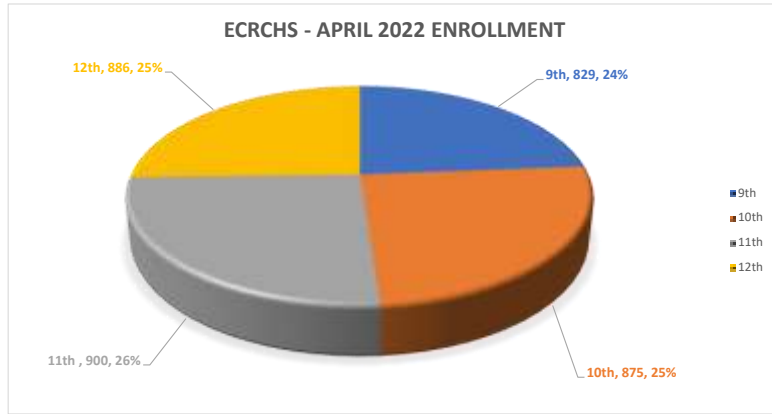
CBO Report

Section: I. Opening Items
Item: E. CBO Report
Purpose: Discuss
Submitted by:
Related Material: I.E - Cafe YTD Apr 2023.pdf
I.E - ECRCHS 2022-23 ADA Calculator ytd mo 9.pdf
I.E - ECRCHS SISC - 2023-2024 Renewal Worksheet_Composite.pdf
I.E - SSCAL DARTBOARD.pdf
I.E - SSCAL PRESENTATION.pdf

**ECRCHS Cafeteria
Financial Summary
SY 2023**

Beginning Balance	\$ 217,171.10													180
# of Serving Days	0	18	19	20	16	12	15	19	22	15	156	Projected	BUDGET	
# of Instructional Days	0	18	19	20	16	12	15	19	22	15	180			
Month	July-22	August-22	September-22	October-22	November-22	December-22	January-23	February-23	March-23	April-23	FY 2023	FY23	FY 2023	
Students Approved for FRPM	1,120	1,200	1,131	1,131	1,124	1,119	1,114	1,113	1,094	1,091	1,200			
Breakfast Count	257	13,287	17,765	20,718	16,943	10,490	15,308	20,187	24,799	16,813	156,567	180,654		
Lunch Count	2,465	20,447	24,538	27,130	21,353	14,354	19,352	22,487	27,747	17,903	197,776	228,203		
Total Meals Served	2,722	33,734	42,303	47,848	38,296	24,844	34,660	42,674	52,546	34,716	354,343	408,857	-	
Avg. Meals/Day 22-23	-	1,874	2,226	2,392	2,394	2,070	2,311	2,246	2,388	2,314	2,271	2,271	-	
Avg Meals/Day 21-22	223	913	1,234	1,495	1,665	1,498	1,583	1,823	1,911	1,789	1,546			
											47%			
REVENUE:														
Federal Reimbursement	\$ 11,606	\$ 59,654	\$ 76,627	\$ 78,653	\$ 63,964	\$ 41,850	\$ 57,592	\$ 70,452	\$ 85,258	\$ 55,625	\$ 601,281	\$ 693,786	\$ 1,021,375	
State Reimbursement	\$ 2,436	\$ 96,186	\$ 116,742	\$ 139,674	\$ 110,143	\$ 71,982	\$ 100,030	\$ 121,249	\$ 150,903	\$ 99,647	\$ 1,008,991	\$ 1,164,221	\$ 71,119	
Kitchen Infrastructure											\$ -	\$ -	\$ -	
CNIPS Claim	\$ 14,042	\$ 155,840	\$ 193,368	\$ 218,327	\$ 174,107	\$ 113,832	\$ 157,622	\$ 191,701	\$ 236,161	\$ 155,272	\$ 1,610,272	\$ 1,858,006		
CNIPS (COVID rate increase)														
Snacks/Seconds	\$ 505	\$ 9,438	\$ 7,903	\$ 9,219	\$ 7,435	\$ 4,668	\$ 6,014	\$ 7,756	\$ 6,815	\$ 4,999	\$ 64,750	\$ 74,712		
Adult Meals	\$ 2	\$ 1,681	\$ 2,589	\$ 1,874	\$ 2,162	\$ 1,334	\$ 2,049	\$ 2,771	\$ 3,619	\$ 2,891	\$ 20,972	\$ 24,198		
Student A La Carte	\$ 506	\$ 11,119	\$ 10,492	\$ 11,092	\$ 9,597	\$ 6,003	\$ 8,063	\$ 10,527	\$ 10,434	\$ 7,890	\$ 85,722	\$ 98,910	\$ 68,779	
Total Revenue	\$ 14,549	\$ 166,958	\$ 203,861	\$ 229,419	\$ 183,704	\$ 119,834	\$ 165,685	\$ 202,228	\$ 246,595	\$ 163,162	\$ 1,695,994	\$ 1,956,917	\$ 1,161,273	
EXPENSES:														
Chartwells - Food Cost	\$ 4,737	\$ 53,554	\$ 65,863	\$ 74,231	\$ 59,130	\$ 38,594	\$ 53,253	\$ 64,916	\$ 78,885	\$ 52,259	\$ 545,421	\$ 629,332	\$ 443,206	
Chartwells - Labor Cost	\$ 6,279	\$ 70,990	\$ 87,308	\$ 98,399	\$ 78,381	\$ 51,159	\$ 70,592	\$ 86,051	\$ 104,569	\$ 69,273	\$ 723,001	\$ 834,232	\$ 577,798	
Chartwells Invoice-Gross	\$ 11,016	\$ 124,543	\$ 153,171	\$ 172,631	\$ 137,511	\$ 89,753	\$ 123,845	\$ 150,967	\$ 183,454	\$ 121,532	\$ 1,268,423	\$ 1,463,565	\$ 1,021,004	
Commodities Credit	\$ -	\$ (7,915)	\$ (3,685)	\$ (7,658)	\$ -	\$ -	\$ (2,051)	\$ -	\$ -	\$ (8,524)	\$ (29,834)	\$ (34,424)	\$ (34,357)	
Chartwells Invoice-NET	\$ 11,016	\$ 116,628	\$ 149,486	\$ 164,972	\$ 137,511	\$ 89,753	\$ 121,794	\$ 150,967	\$ 183,454	\$ 113,008	\$ 1,238,589	\$ 1,429,142	\$ 986,647	
FDP/USDA - Food Shipping Invoice								\$ 386	\$ -	\$ 417	\$ 803	\$ 803		
Salary Expense	\$ 1,939	\$ 1,939	\$ 1,939	\$ 1,939	\$ 1,939	\$ 1,939	\$ 1,939	\$ 1,939	\$ 1,939	\$ 1,939	\$ 19,390	\$ 33,240	\$ 93,086	
Other Expense (repairs/operations)						\$ 12,676	\$ -	\$ 746	\$ 548	\$ 8,622	\$ 13,422	\$ 15,487		
Cafeteria Infrastructure Investments	\$ 10,932		\$ 30,712		\$ 44,946	\$ 42,576			\$ -	\$ 7,833	\$ 136,999	\$ 158,076		
Total Expense	\$ 23,887	\$ 118,567	\$ 182,138	\$ 166,911	\$ 184,396	\$ 146,944	\$ 123,733	\$ 154,038	\$ 185,940	\$ 123,987	\$ 1,410,541	\$ 1,636,748	\$ 1,079,733	
Net Gain/Loss - (Learning Loss)	\$ (9,339)	\$ 48,391	\$ 21,723	\$ 62,508	\$ (693)	\$ (27,109)	\$ 41,952	\$ 48,190	\$ 63,141	\$ 39,175	\$ 285,454	\$ 320,169	\$ 81,540	

ECRCHS ADA - April 23 vs April 22 Enrollment, April 22 ADA and April 23 ADA by Type



El Camino Real Charter High School

Classified & Certificated

2023-2024 Renewal Worksheet - All SISC Products

(This is a SISC Account Manager's worksheet and not an official document)

Composite

Anthem Blue Cross - PPO		
90-G \$20; Rx 7-25	2022-2023	\$1,813.00
	2023-2024	<u>\$1,964.00</u>
	change	\$151.00
	percentage	8.3%
80-G \$20; Rx 200/10-35	2022-2023	\$1,599.00
	2023-2024	<u>\$1,727.00</u>
	change	\$128.00
	percentage	8.0%

Anthem Blue Cross - HMO		
Premier 20/200 Select; Rx 7-25	2022-2023	\$1,595.00
	2023-2024	<u>\$1,726.00</u>
	change	\$131.00
	percentage	8.2%
Value 30/40/500/day Select; Rx 200/10-35	2022-2023	\$1,412.00
	2023-2024	<u>\$1,525.00</u>
	change	\$113.00
	percentage	8.0%

Kaiser Permanente		
\$10 OV, \$10 Rx	2022-2023	\$1,266.00
	2023-2024	<u>\$1,369.00</u>
	change	\$103.00
	percentage	8.1%
Kaiser Permanente		
\$20 OV, \$10-30 (30 day) Rx	2022-2023	\$1,210.00
	2023-2024	<u>\$1,308.00</u>
	change	\$98.00
	percentage	8.1%

*2-Tier HSA 5000; Rx 2-Tier HSA 5000 (AKA: "2-Tier Anchor Bronze Plan")		Single	2 Party	Family
	2022-2023	\$607.00	\$0.00	\$953.00
	2023-2024	<u>\$617.00</u>	<u>\$0.00</u>	<u>\$985.00</u>
	change	\$10.00	\$0.00	\$32.00
	percentage	1.65%	*N/A	3.36%

Delta Dental DHMO CA12A		Single	2 Party	Family
	2022-2023	\$14.19	\$27.05	\$43.62

El Camino Real Charter High School

Classified & Certificated

2023-2024 Renewal Worksheet - All SISC Products

(This is a SISC Account Manager's worksheet and not an official document)

		Composite		
	2023-2024	\$14.19	\$27.05	\$43.62
	change	\$0.00	\$0.00	\$0.00
	percentage	0.0%	0.0%	0.00%
DD 2000; A 100/1000	2022-2023	\$117.20		
	2023-2024	\$111.20		
	change	(\$6.00)		
	percentage	-5.1%		
DD 1000; A 100/1000	2022-2023	\$88.20		
	2023-2024	\$87.20		
	change	(\$1.00)		
	percentage	-1.1%		
VSP				
Signature B \$10/\$25	2022-2023	\$16.60		
	2023-2024	\$14.60		
	change	(\$2.00)		
	percentage	-12.0%		
Lincoln Financial Group				
Basic Life \$50,000	2022-2023	\$4.75		
	2023-2024	\$4.75		
	change	\$0.00		
	percentage	0.0%		

SSC School District and Charter School Financial Projection Dartboard 2023-24 May Revision

This version of School Services of California Inc. (SSC) Financial Projection Dartboard is based on the Governor’s 2023-24 May Revision. We have updated the cost-of-living adjustment (COLA), Consumer Price Index (CPI), and other planning factors. We have also updated the Local Control Funding Formula (LCFF) factors. We rely on various state agencies and outside sources in developing these factors, but we assume responsibility for them with the understanding that they are general guidelines.

LCFF PLANNING FACTORS					
Factor	2022-23	2023-24 ¹	2024-25	2025-26	2026-27
Department of Finance Statutory COLA	6.56%	8.22%	3.94%	3.29%	3.19%
Planning COLA	6.56%	8.22%	3.94%	3.29%	3.19%

LCFF GRADE SPAN FACTORS FOR 2023-24				
Entitlement Factors per ADA*	TK-3	4-6	7-8	9-12
2022-23 Base Grants	\$9,166	\$9,304	\$9,580	\$11,102
Statutory COLA of 8.22%	\$753	\$765	\$787	\$913
2023-24 Base Grants	\$9,919	\$10,069	\$10,367	\$12,015
Grade Span Adjustment Factors	10.4%	–	–	2.6%
Grade Span Adjustment Amounts	\$1,032	–	–	\$312
2023-24 Adjusted Base Grants ²	\$10,951	\$10,069	\$10,367	\$12,327
Transitional Kindergarten (TK) Add-On ³	\$3,044	–	–	–

*Average daily attendance (ADA)

OTHER PLANNING FACTORS						
Factors		2022-23	2023-24	2024-25	2025-26	2026-27
California CPI		5.71%	3.54%	3.02%	2.64%	2.89%
California Lottery	Unrestricted per ADA	\$170	\$170	\$170	\$170	\$170
	Restricted per ADA	\$67	\$67	\$67	\$67	\$67
Mandate Block Grant (District)	Grades K-8 per ADA	\$34.94	\$37.81	\$39.30	\$40.59	\$41.88
	Grades 9-12 per ADA	\$67.31	\$72.84	\$75.71	\$78.20	\$80.69
Mandate Block Grant (Charter)	Grades K-8 per ADA	\$18.34	\$19.85	\$20.63	\$21.31	\$21.99
	Grades 9-12 per ADA	\$50.98	\$55.17	\$57.34	\$59.23	\$61.12
Interest Rate for Ten-Year Treasuries		3.65%	3.13%	2.81%	2.90%	3.00%
CalSTRS Employer Rate ⁴		19.10%	19.10%	19.10%	19.10%	19.10%
CalPERS Employer Rate ⁴		25.37%	26.68%	27.70%	28.30%	28.70%
Unemployment Insurance Rate ⁵		0.50%	0.05%	0.05%	0.05%	0.05%
Minimum Wage ⁶		\$15.50	\$16.00	\$16.50	\$16.90	\$17.30

STATE MINIMUM RESERVE REQUIREMENTS FOR 2023-24	
Reserve Requirement	District ADA Range
The greater of 5% or \$80,000	0 to 300
The greater of 4% or \$80,000	301 to 1,000
3%	1,001 to 30,000
2%	30,001 to 400,000
1%	400,001 and higher

¹Applies to Special Education, Child Nutrition, State Preschool, Foster Youth, Mandate Block Grant, Adult Education, Adults in Correctional Facilities Program, Charter School Facility Grant Program, American Indian Education Centers, and the American Indian Early Childhood Education.

²Additional funding is provided for students who are designated as eligible for free or reduced-price meals, foster youth, and English language learners. A 20% augmentation is provided for each eligible student with an additional 65% for each eligible student beyond the 55% identification rate threshold.

³Funding is based on TK ADA only and is in addition to the adjusted base grant amount. Further, the funding is adjusted by statutory COLA each year.

⁴California State Teachers’ Retirement System (CalSTRS) and California Public Employees’ Retirement System (CalPERS) rates in 2023-24 are final, and the subsequent years’ rates are subject to change based on determination by the respective governing boards.

⁵Unemployment rate in 2023-24 is final based on determination by the Employment Development Department and the subsequent years’ rates are subject to actual experience of the pool and will be calculated in accordance with California Unemployment Insurance Code Section 823(b)(2).

⁶Minimum wage rates are effective January 1 of the respective year.

General Fund Budget Summary

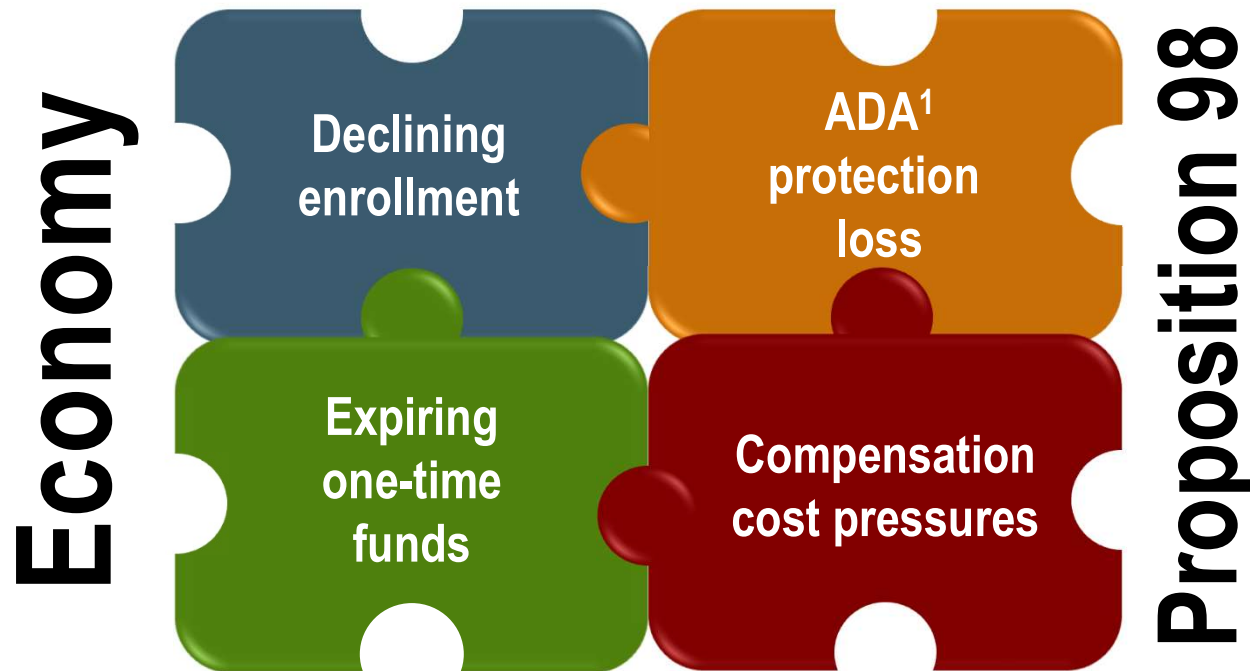
2023-24 Governor's May Revision (In millions)

	2022-23	2023-24
Prior-Year Balance	\$55,462	\$24,119
Revenues and Transfers	\$205,129	\$209,054
Total Resources Available	\$260,591	\$233,173
Non-Proposition 98 Expenditures	\$158,357	\$145,733
Proposition 98 Expenditures	\$78,115	\$78,368
Total Expenditures	\$236,472	\$224,101
Fund Balance	\$24,119	\$9,072
Reserve for Liquidation of Encumbrances	\$5,272	\$5,272
Special Fund for Economic Uncertainties	\$18,847	\$3,800
Public School System Stabilization Account	\$9,936	\$10,684
Safety Net Reserve	\$900	\$450
Budget Stabilization Account/Rainy Day Fund	\$22,252	\$22,252

Source: Governor's 2023-24 May Revision

Risks to *YOUR* Budget

- Certainly, the economy poses risks to local budgets, but there are other, unique factors that present more impactful risks for LEAs
- It is important to know what they are and to prepare mitigation strategies



¹Average daily attendance

Governor’s Budget vs. May Revision

Item	Governor’s Budget	May Revision
LCFF Funding Increase	\$5.04 billion ¹	\$4.04 billion ²
Proposition 98 Minimum Guarantee		
2021-22	\$110.4 billion	\$110.6 billion
2022-23	\$107.0 billion	\$106.8 billion
2023-24	\$108.8 billion	\$106.8 billion
2023-24 Statutory COLA	8.13%	8.22%
Arts, Music, and Instructional Materials Discretionary Block Grant Reduction	-\$1.2 billion	-\$1.8 billion
Learning Recovery Emergency Block Grant Reduction	No Reduction	-\$2.5 billion

¹Reflects an LCFF increase of \$4.2 billion for the 8.13% COLA and \$855 million to support TK expansion

²Reflects an LCFF increase of \$3.6 billion for the 8.22% COLA and \$460 million to support TK expansion

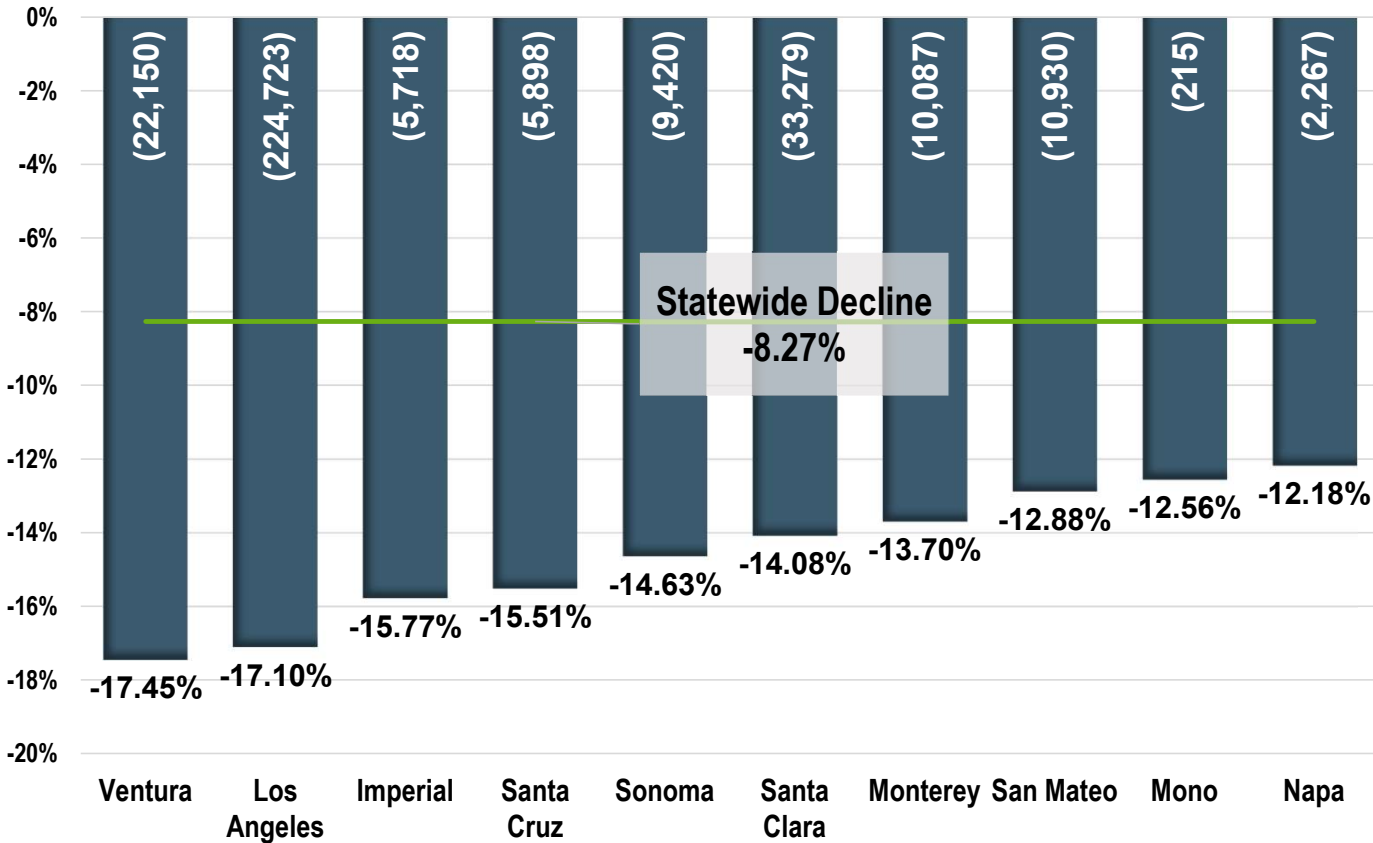
2023-24 LCFF Funding Factors

Grade Span	TK	K-3	4-6	7-8	9-12
2022-23 Base Grant per ADA	\$9,166	\$9,166	\$9,304	\$9,580	\$11,102
8.22% COLA	\$753	\$753	\$765	\$787	\$913
2023-24 Base Grant per ADA	\$9,919	\$9,919	\$10,069	\$10,367	\$12,015
GSA	\$1,032	\$1,032	–	–	\$312
TK Add-on (inclusive of COLA)	\$3,044	–	–	–	–
2023-24 Adjusted Base Grant per ADA	\$13,995	\$10,951	\$10,069	\$10,367	\$12,327
20% Supplemental Grant per ADA¹	–	\$2,190	\$2,014	\$2,073	\$2,465
65% Concentration Grant per ADA²	–	\$7,118	\$6,545	\$6,739	\$8,013

¹Maximum amount per ADA—to arrive at LEA’s grant amount, multiply adjusted base grant per ADA by 20% and UPP

²Maximum amount per ADA—to arrive at LEA’s grant amount, multiply adjusted base grant per ADA by 65% and UPP above 55%

Declining Enrollment Projections 2022-23 to 2031-32



- Most areas in the state are affected by declining enrollment, but to differing degrees:
 - 12 counties are projected to lose 10,000 or more students between 2022-23 and 2031-32
 - 18 counties will lose students at a rate faster than the statewide average of 8.27%
- Enrollment trends for each LEA are unique to the community and student populations they serve
- Enrollment trends impact the bottom line—in the current year and the out-years

Source: DOF, CDE

Coversheet

Approve Minutes of the April 20th, 2023, Finance and Investment Committee Meeting

Section: II. Consent
Item: A. Approve Minutes of the April 20th, 2023, Finance and Investment
Committee Meeting
Purpose: Approve Minutes
Submitted by:
Related Material: Minutes for Finance and Investment Committee on April 20, 2023

APPROVED



El Camino Real Charter High School

Minutes

Finance and Investment Committee

Date and Time

Thursday April 20, 2023 at 5:30 PM

Location

Main Campus - Library Media Center

El Camino Real Charter High School
5440 Valley Circle Boulevard
Woodland Hills, CA 91367

The Finance and Investment Committee is a standing committee of the Board of Directors of El Camino Real Alliance.

For committee meeting materials, please go to the school's main office, or call (818) 595-7500. Some board meeting materials are also posted in the school's website (<https://ecrchs.net> - click the ECR Board tab).

ATTENTION:

WE HAVE RETURNED TO "IN-PERSON" FINANCE AND INVESTMENT COMMITTEE MEETINGS.

INSTRUCTIONS FOR PRESENTATIONS TO THE BOARD BY PARENTS AND OTHER MEETING ATTENDEES:

EI Camino Real Alliance (“ECRA”) welcomes your participation at ECRA’s Board meetings. The purpose of a public meeting of the Board of Directors (“Board”) is to conduct the affairs of ECRA in public.

Your participation assures us of continuing community interest in our charter school. To assist you in the ease of speaking/ participating in our meetings, the following guidelines are provided:

1. Agendas are available to all audience members at the door to the meeting.
2. “Request to Speak” forms are available to all audience members who wish to speak on any agenda items or under the general category of “Public Comments.”

“Public Comments” is set aside for members of the audience to raise issues that are not specifically on the agenda.

However, due to public meeting laws, the Board can only listen to your issue, not respond or take action.

These presentations are limited to **two (2) minutes** and total time allotted to non-agenda items will not exceed thirty (30) minutes. A member of the public who requires the use of a translator, in order to receive the same opportunity as others to directly address the Board, shall be permitted twice the allotted time to speak.

The Board may give direction to staff to respond to your concern or you may be offered the option of returning with a citizen-requested item.

3. You may also complete a “Request to Speak” form to address the Board on Agenda items. With regard to such agenda items, you may specify the item(s) on your “Request to Speak” form and you will be given an opportunity to speak for up to three (3) minutes before the item is addressed, and total time allocated to agenda items will not exceed six (6) minutes for a Discussion item and nine (9) minutes per Vote item.

A member of the public who requires the use of a translator, in order to receive the same opportunity as others to directly address the Board, shall be permitted twice the allotted time to speak, and the total allocated time shall be appropriately increased as well.

4. When addressing the Board, speakers are requested to state their name and adhere to the time limits set forth. In order to maintain allotted time limits, the Board Chair may modify speaker time allocations or the total amount of allotted time for an item.

5. Any public records relating to an agenda item for an Open Session of the Board which are distributed to all, or a majority of all, of the Board members shall be available for public inspection at 5440 Valley Circle Blvd., Woodland Hills, California, 91367.

IMPORTANT NOTE REGARDING PUBLIC COMMENTS:

Effective September 2022, public comments presentations at all ECRA Regular and Special Board Meetings and Committee Meetings must be made in person.

There is no obligation on the part of the school to have a school official read public comments during in-person Board Meetings.

A member of the public is welcome to appear at the Board meeting to make a public comment or make arrangements with another person in attendance to speak on the person's behalf.

Consent Agenda: All matters listed under the consent agenda are considered by the Board to be routine and will be approved/enacted by the Board in one motion or more motions in the form listed below. Unless specifically requested by a Board member for further discussion or removed from the agenda, there will be no discussion of these items prior to the Board vote(s) on the Consent Agenda item(s). The Executive Director recommends approval of all consent agenda items.

In compliance with the Americans with Disabilities Act (ADA) and upon request, El Camino Real Alliance may furnish reasonable auxiliary aids and services to qualified individuals with disabilities. Requests for disability related modifications or accommodations shall be made 24 hours prior to the meeting to David Hussey, in person, by email at comment@ecrchs.net, or by calling (818) 595-7500.

Committee Members Present

Alexandra Ramirez, Daniela Lopez-Vargas, Danielle Malconian

Committee Members Absent

None

Guests Present

Arleta Ilyas, David Hussey, Gregory Wood, Kurt Lowry, Ryan Guinto

I. Opening Items

A. Call the Meeting to Order

Danielle Malconian called a meeting of the Finance and Investment Committee of El Camino Real Charter High School to order on Thursday Apr 20, 2023 at 5:32 PM.

B. Record Attendance and Guests

Quorum established.

C. Pledge of Allegiance to the United States of America (USA)

Mr. Hussey led Board members and guests in the Pledge of Allegiance to the United States of America (USA).

D. Public Comments

No requests for public comments were received.

E. CBO Report

Mr. Wood, CBO, provided the CBO Report, with highlights as follow:

Cafeteria up 50%

\$180K - Lunch

\$140K - Breakfast - new items have driven the increase; cinnamon rolls, etc.; monitors to show weekly lunch and breakfast menu specials;

In the black by 64K for the month, an all-time high; fully expect April and May to be as strong; even though the school is projecting a surplus of \$307K, Mr. Wood is confident that even that amount will be easily surpassed;

Chartwells; very pleased; asked regional manager to comment in response to calorie concerns expressed during the last meeting; Chartwells received the feedback and discussed and consulted with dieticians and others, then issued a statement to ensure us that they follow all nutritional guidelines with regard to caloric intake and nutritional standards for recipes, etc., to put it on the record that he believes Chartwells is in full compliance with USDA nutrition guidelines for the school breakfast and lunch program.

ADA and Counts - March is an important month for the school; enrollment for 2022 3496; down 96 from last year; see the by grade level enrollment; we are losing 895 12th graders this year; enrollment projection down and we're redoubling efforts for enrollment; possible decrease of another 65 students based projections.

ADA - last year 3244 ADA for March of 22; 3097 ADA for March of 23; last year 93% ADA and only at 91% this year;

Per Mr. Wood, the 91% for the month is the lowest we've had and unfortunately the number that is the lowest is factored in so we'll probably be funded at somewhere around 3218 students.

Mr. Hussey noted that spring break and a change of seasons account for lower attendance, the final months of the school year are historically generally lowest.

Substitute Cost Comparison Research - Dr. Lowry provided an overview on his research into Sub. companies rates, providing context and will forward this information to all F&I members, Mr. Hussey, and the Business Office. Companies included: Scoot, Kelly, The Education Team, Teachers on Reserve, Sub. Teacher Source, and LAUSD; rates to include short and long-term.

AB 602 Revenue Update on monies we received from July through February; LAUSD retroactively adjusted all special education revenues; \$150 "per" reduction, resulting in a \$300K hit; after following up, we expect a retroactive favorable adjustment to occur.

Fulgent - just spoke with legal counsel today; atty is still putting together our case; GHCHS is further along; Birmingham CHS, ourselves, Fenton, others; still pending; CharterSAFE has offered to represent some schools through their Nationwide insurance company.

\$1.6M in charges, but some liability. Mr. Wood noted that the issues are so wide and varied; Noted that it could be a question of whether or not a school might be willing to settle for \$.25 on the dollar. Ms. Malconian asked whether or not we will owe something, to which Mr. Wood replied in the affirmative.

II. Consent

A. Approve Minutes of the March 16th, 2023, Finance and Investment Committee Meeting

Alexandra Ramirez made a motion to approve the minutes from Finance and Investment Committee on 03-16-23.

Danielle Malconian seconded the motion.

The committee **VOTED** to approve the motion.

Roll Call

Alexandra Ramirez Aye

Daniela Lopez-Vargas Aye

Danielle Malconian Aye

III. Investment

A. March 2023 Investment Update

Mr. Wood provided the March 2023 Investment Update, with highlights as follows:

End of Quarter at hand; Mr. Breller will be here next month to review the quarterly investment report;

End of Quarter \$23.8M in OPEB

\$6.9M in Gen. account

Combined \$30.7M total

There were some Intra-management transfers between some accounts; for example, they moved .5M from Fiduciary Management and into Beacon Pointe in an effort to better align with our investment policy; moved funds out of Polen and Fiduciary and into Beacon point

YTD Basis:

\$20.5M

\$1.98M contributions

\$1.3M gain excluding contributions;

Change up 6.5%

Including our contributions, we're up 16.2%

Balance of \$23.7 is now \$24.1M, which includes our contribution of \$220K

IV. Finance

A. March 2023 Financial Update

Mrs. Ilyas provided the March 2023 Financial Update, with highlights as follow:

Comparing our budget to our actuals; \$44.39M in revenue we received our hold harmless adjustment at \$1.4M.

On the Expense side; everything is going according to the budget; at \$37.2M; we've seen increases on sub. costs and field trip expenses; we've had a decrease in our supplies line as some textbook expenses are deferred to next year.

Ending balance projected \$7.1M; Mr. Wood noted that we should hit the \$4.2M projected balance at a minimum.

Mrs. Ilyas previewed the line item Financials document which shows the detailed revenue and expenses lines.

ICON:presentation slides overview

Presentation view of our financials

Balance Sheet - assets and liabilities and comparisons with last year's numbers; mainly in our OPEB liability;

Cash increase due to Net Income generated to date and advance ESSER Payments
• Decrease in Long-Term Debt – OPEB Liability

- Accrued Liabilities increases due to increased LAUSD & Benefit liabilities
- Deferred Revenue decrease due to LCFF & Prepayments earned
- Restricted Net Position:
- Cafeteria - \$217,171
- Ed. Effectiveness - \$140,938
- Kitchen Infrastructure - \$25,000
- A-G Success Grant - \$258,788
- A-G Learning Loss - \$97,019

Cash - Revenue in our cash account; accounts receivable.

OPEB is our main liability on our Balance

Ms. Malconian noted that we are ahead with Cash on Hand to which Mr. Wood and Mrs. Ilyas affirmed;

Cash Analysis Slide:

Days of Cash on Hand: 264 (Recommended: 90)

Profit and Loss Summary slide highlights:

NET INCOME (LOSS) YTD = \$7,106,188

NET INCOME BEFORE FMV ADJ. YTD = \$5,229,582

Profit and Loss YTD Slide highlights:

Revenues:

- Received \$1.4M in hold harmless revenue, in the form of EPA revenue
- Decrease in SPED rate, from LAUSD SELPA Expenditures:
- Increase in sub costs
- Increase in field trip expenses
- Textbook costs deferred to next school year for certain depts.

Budget Comparison YTD:

Reflecting a normal revenue/expenditure receipt and spending rate for being 9 months through the fiscal year. We are where we should be.

- Only exception is in State Revenue with the receipt of 2 new block grants and State Nutrition funds increasing
- Capital Outlay is an exceptional expense; characterized by major improvements to the campus.

Department Textbooks Budget Slide highlights:

- Textbooks and Instructional Materials in certain departments will continue to be monitored due to the need to purchase more materials in order to continue higher educational standards. • Board approved 22-23 Budget allocations for Textbooks and IMA in May 2022.

In response to Ms. Malconian's question regarding Capital Outlay, Mr. Wood noted that the depreciation line may actually increase fractionally and carry to next year, due to capital outlays; noted that depreciation will be accounted for via report and reported accordingly.

Other Matters Slide highlights:

- Textbook proposal for 23/24 is being recommended by the finance committee this meeting
- P-2 ADA Impact on LCFF revenue
- IMA will be brought to the committee for approval next month.

Lopez-Vargas questioned whether or not the Arts and Music block grant will be pushed into next year, to which Mr. Wood replied in the affirmative;

B. Discuss and Vote to Recommend to the Full Board Approval of the March, 2023, Check Registers

Daniela Lopez-Vargas made a motion to recommend to the Full Board Approval of the March, 2023, Check Registers.

Alexandra Ramirez seconded the motion.

Prior to the vote, Mrs. Ilyas reviewed the March 2023 Check Registers and answered questions. .

Ms. Ramirez asked how much the school is charged for bus transportation, to which Mr. Wood responded \$500 is a standard charge for a 4-hour field trip/athletic event;

YTD - A-Z list of Vendors paid over the month and what was paid YTD.

General Register - standard expenses, such as our pension liability, health insurance premiums; retirement plans.

Mr. Hussey asked where is the other money we spend on health insurance; to which Mr. Wood noted that the other portion is approximately 35K each month, dedicated/allocated to retiree expense line from the 375K SISC bill;

ASB Registers - What Sports teams and clubs are spending; wrote about 80K; Mr. Wood noted that there was a lot more activity this month at this time of year, what with drama; sports, spring musical; etc.

ASB Trust Account balances as of the end of the month - Ms. Ramirez asked how these accounts are funded, to which Mr. Hussey and Mr. Wood replied, "fundraising."

The committee **VOTED** to approve the motion.

Roll Call

Danielle Malconian Aye

Roll Call

Alexandra Ramirez Aye

Daniela Lopez-Vargas Aye

C. Discuss and Vote to Recommend to the Full Board Approval of the March, 2023, Credit Card Charges.

Danielle Malconian made a motion to Recommend to the Full Board Approval of the March, 2023, Credit Card Charges.

Alexandra Ramirez seconded the motion.

Prior to the vote, Mr. Wood, CBO, presented the credit card charges, with highlights as follows:

* higher than usual travel with student groups for sports/activities/conferences, flights, to learn and experience things.

* \$7,500 for Hussey's card

* \$19,000 for Mr. Wood's card

Previewed the credit card statement that is aligned with the charges.

Ms. Malconian asked what kind of rate we receive, to which Ms. Ilyas noted that we ask for or receive a group rate or the lowest advertised rate.

The committee **VOTED** to approve the motion.

Roll Call

Daniela Lopez-Vargas Aye

Danielle Malconian Aye

Alexandra Ramirez Aye

D. Discuss and Vote to Recommend to the Full Board Approval of the 23-24 Textbook Budget

Alexandra Ramirez made a motion to Recommend to the Full Board Approval of the 23-24 Textbook Budget.

Danielle Malconian seconded the motion.

Prior to the vote, Mrs. Ilyas and Mr. Wood reviewed the 23-24 textbook requests, with highlights as follows:

* summary version of what people have turned in; bus tech. English, ISP, math, science, social science, and world language, turned in requests for textbooks; admin. reviewed requests and commented on the request, viewed supplemental materials;

* Master Schedule Adjustment = allows the board and administration of being able to plan for unexpected needs; amounts to a 15% buffer in case departments spend more than their allotted budgets and the overage is still to be approved;

* Science to purchase AP textbooks; English to purchase new novels for collaborative teams and new textbooks for a six-year; Mr. Hussey continued to highlight department purchases and reasons for the purchases, including Math, ISP, Social Science, World Languages (still to be brought to the board), Sp. Ed. (testing materials/assessments) and more.

* Mr. Hussey thanked Mr. Wood and Ms. Ilyas for ensuring that our departments are intentional with textbook purchases and that the purchases support student achievement and assessment results.

The committee **VOTED** to approve the motion.

Roll Call

Danielle Malconian Aye

Daniela Lopez-Vargas Aye

Alexandra Ramirez Aye

E. Discuss and Vote to Recommend to the Full Board Approval of the 2021-2022 ECRCHS Tax Returns

Daniela Lopez-Vargas made a motion to Recommend to the Full Board Approval of the 2021-2022 ECRCHS Tax Returns.

Danielle Malconian seconded the motion.

Prior to the vote, Mr. Wood presented the 2021-2022 Tax Returns, with highlights as follows:

* due May 15th, 2023

* Christy White tax preparers/financial auditors

* Through compares this year's and last year's numbers

* If approved, we will send to State of CA and IRS (Fed.)

* p. 6 of the tax return - 7 board members, all of whom are independent;

* Section B - Primary Reason for discussing Question 11A. Has the organization provided this form to and discussed with members of the governing board? We annually discuss and present to the Finance Committee and then subject to any questions, recommend it for approval by the full board.

* P. 7 - Major participants in the organization, names, titles, salaries, benefits, etc.

Something new is the term Key Employees whose salaries exceed \$150K;

* P. 8 - Board members' roles, titles, etc.

* P. 9 - largest independent vendors; payments, five largest vendors;

* The rest of the document includes information transferred from financial statements into the tax return; some terminology is different; all of these numbers and amounts are derived from our financials.

* materials to be posted upon approval.

The committee **VOTED** to approve the motion.

Roll Call

Alexandra Ramirez Aye

Roll Call

Daniela Lopez-Vargas Aye

Danielle Malconian Aye

V. School Business

A. Discuss and Vote to Recommend to the Full Board Approval of the Proposed 3-Year Audit Request For Proposal (RFP)

Danielle Malconian made a motion to Recommend to the Full Board Approval of the Proposed 3-Year Audit Request For Proposal (RFP) for CHRISTYWHITE.

Alexandra Ramirez seconded the motion.

Prior to the vote, Mr. Wood and Board member Malconian reviewed the Proposed 3-Year Audit Request for Proposal (RFP), with highlights as follow:

Mr. Wood:

- * sent out 8 requests; received 4, two of whom subsequently declined;
- * Two proposals were received; that of Christy White and that of Bakertilly
- * Ms. Lopez-Vargas asked whether or not the others who declined mentioned being "at capacity" or not, to which Mr. Wood replied in the affirmative; 23-24 clients are booked and they could not add more clients;
- * reviewed scoring rubrics as the lens through which the proposals should be viewed;
- * Bakertilly:
 - * P. 5 - list of charter schools and schools; a majority of schools are not in LA County; primarily a San Diego-based company; nothing that would show as much experience as our current vendor, Christy White;
 - * P. 13 - three year proposal; Bakertilly price is \$30K plus, other fees for tax prep. and other fees;
- * ChristyWhite:
 - * P. 7 - Very active in LA County (27) in LA County; similarities to our school
 - * P. 8 - Other schools outside of LA County reveals vast experience; rated highly on rubric regarding working with Charter Schools;

This is our second Three-year proposal; They costed out who's been working on the account; discount off of audit fees; opt out; nominal increases while including tax preparation;

Bakertilly year 1 alone = \$35K

ChristyWhite = \$22K

Based on the three year area proposal (Comms., Charter Experience, and Cost), ChristyWhite is the recommended provider.

The committee **VOTED** to approve the motion.

Roll Call

Daniela Lopez-Vargas Aye
Alexandra Ramirez Aye
Danielle Malconian Aye

B. Discuss and Vote to Recommend to the Full Board Approval of a New 403b Vendor to be Added to the List of Approved ECRA Vendors.

Danielle Malconian made a motion to Recommend to the Full Board Approval of a New 403b Vendor "PlanMember" to the List of Approved ECRA Vendors.

Alexandra Ramirez seconded the motion.

Prior to the vote, Mr. Wood provided context for this request (request by Ms. Mata included rationale, etc.). Mr. Wood reviewed the vendor's credentials, including that they are an LAUSD approved vendor, too, and not a fly-by-night company.

The committee **VOTED** to approve the motion.

Roll Call

Alexandra Ramirez Aye
Daniela Lopez-Vargas Aye
Danielle Malconian Aye

C. Discuss and Vote to Recommend to the Full Board Approval of the FY '23-'24 Fee for Service Request for a Los Angeles Unified School Police Officer.

Daniela Lopez-Vargas made a motion to Recommend to the Full Board Approval of the FY '23-'24 Fee for Service Request for a Los Angeles Unified School Police Officer.

Alexandra Ramirez seconded the motion.

Prior to the vote, Mr. Hussey discussed the need to have an assigned officer on campus, and requested the FY '23-'24 Fee for Service Request for a LA Unified School Police Officer, associated costs, schedule of service, and contingency plans if the school has a need.

The Fee is approximately \$142,500K (5.7% increase) officer on campus 4 days per week with a patrol car in the area on a fifth day; always wants officers Mondays and Fridays; Tuesdays are the days for the patrol car rotation; hours on campus approximately 7:30 a.m. to 4:30 p.m.; cost includes access to additional officers, if needed; this is one of the better values out of LAUSD in terms of a service provided;

The committee **VOTED** to approve the motion.

Roll Call

Daniela Lopez-Vargas Aye
Alexandra Ramirez Aye
Danielle Malconian Aye

VI. Closing Items

A.

Adjourn Meeting

Alexandra Ramirez made a motion to Adjourn the meeting.

Danielle Malconian seconded the motion.

Voice vote unanimous.

The committee **VOTED** unanimously to approve the motion.

There being no further business to be transacted, and upon motion duly made, seconded and approved, the meeting was adjourned at 7:00 PM.

Respectfully Submitted,
Kurt Lowry

Coversheet

April 2023 Investment Update

Section: III. Investment
Item: A. April 2023 Investment Update
Purpose: Discuss
Submitted by:
Related Material: III.A - 2022-2023 Investment Summary v04.30.23.pdf
III.A - 1Q 2023 Beacon Pointe- El Camino Real presentation.pdf

**EL CAMINO REAL CHS
INVESTMENTS REVIEW
FISCAL YEAR 2022-2023**

2022-2023													Contributions		
Year End													Executive Summary-OPEB		
Jun-22													\$ 23,667,381		
Contributions													\$ 20,459,440 Beginning Balance at 07/01/22		
													\$ 2,200,000 YTD Contributions		
													\$ 1,580,801 Gains/Losses		
													7.7% Invest. Change		
													\$ 24,240,241 Current Ending		
													18.5% Total Change		
ECRA	OPEB Trust	\$ 20,459,440	\$ 21,711,610	\$ 21,145,076	\$ 19,713,821	\$ 20,842,831	\$ 22,306,610	\$ 21,828,995	\$ 23,414,590	\$ 23,039,891	\$ 23,775,262	\$ 24,240,241	2.0%	Month	
Investment Managers:		6%											Month	YTD	
Polen Capital Mgt		\$ 1,788,785	\$ 1,964,839	\$ 1,857,591	\$ 1,665,581	\$ 1,018,342	\$ 1,042,481	\$ 917,600	\$ 1,086,414	\$ 1,029,409	\$ 1,110,523	\$ 1,112,130	-5.2%		Note: \$725K in Assets Xferred to Beacon Pt. Acct 10/25
Fiduciary Mgt		\$ 2,039,390	\$ 2,294,276	\$ 2,178,340	\$ 2,034,321	\$ 2,297,054	\$ 2,473,777	\$ 2,390,689	\$ 2,548,198	\$ 2,519,457	\$ 1,999,797	\$ 2,043,501	-1.1%		
Beacon Pointe		\$ 16,631,265	\$ 17,452,495	\$ 17,109,145	\$ 16,013,919	\$ 17,527,436	\$ 18,790,352	\$ 18,520,706	\$ 19,779,978	\$ 19,491,025	\$ 20,664,941	\$ 21,084,611	-1.5%		Note: \$725K in Assets Xferred from Polen. Acct 10/25
El Camino Real CH	General													Month	YTD
Investment Managers:		103%											Month	YTD	
Polen Capital Mgt		\$ 336,879	\$ 369,908	\$ 349,737	\$ 313,506	\$ 202,920	\$ 207,740	\$ 193,659	\$ 216,506	\$ 205,162	\$ 138,754	\$ 138,930	-5.2%		Note: \$125K in Assets Xferred to Beacon Pt. Acct 10/25
Fiduciary Mgt		\$ 419,037	\$ 443,824	\$ 421,636	\$ 393,889	\$ 423,743	\$ 456,127	\$ 440,869	\$ 469,774	\$ 464,456	\$ 361,033	\$ 368,816	-1.1%		
Beacon Pointe		\$ 5,221,631	\$ 5,362,882	\$ 5,234,732	\$ 4,997,945	\$ 5,143,237	\$ 5,342,978	\$ 5,281,092	\$ 5,478,228	\$ 5,360,041	\$ 5,654,103	\$ 5,697,910	-2.2%		Note: \$725K in Assets Xferred from Polen. Acct 10/25
US Bank Holdings		\$ 5,977,546	\$ 6,176,614	\$ 6,006,105	\$ 5,705,341	\$ 5,790,935	\$ 6,006,845	\$ 6,126,640	\$ 6,164,508	\$ 6,029,660	\$ 6,153,890	\$ 6,205,656	0.8%		3.8%
Annuity 3 Yr. (8/23)Fixed @ 2.40%	Midland	\$ 382,505	\$ 392,374	\$ 393,267	\$ 393,983	\$ 394,880	\$ 395,599	\$ 396,320	\$ 397,222	\$ 397,495	\$ 398,670	\$ 399,396	0.2%		3.9%
3 Yr. (9/23)Fixed @ 1.95%	Athene	\$ 380,858	\$ 388,985	\$ 389,644	\$ 390,284	\$ 390,924	\$ 391,566	\$ 392,167	\$ 392,832	\$ 393,456	\$ 394,060	\$ 394,644	0.1%		3.3%
	Combined	\$ 6,740,909	\$ 6,957,973	\$ 6,789,016	\$ 6,489,607	\$ 6,576,739	\$ 6,794,010	\$ 6,915,127	\$ 6,954,561	\$ 6,820,610	\$ 6,946,620	\$ 6,999,696	0.8%		3.2%
Month End -Combined		\$ 27,200,349	\$ 28,669,583	\$ 27,934,092	\$ 26,203,429	\$ 27,419,570	\$ 29,100,620	\$ 28,744,122	\$ 30,369,152	\$ 29,860,502	\$ 30,721,882	\$ 31,239,937			



El Camino Real Charter High School

AS OF MARCH 31, 2023

Beacon Pointe Advisors
24 Corporate Plaza Drive, Suite 150
Newport Beach, CA 92660
Phone: (949) 718-1600

www.BeaconPointe.com

El Camino Real OPEB

Total Composite

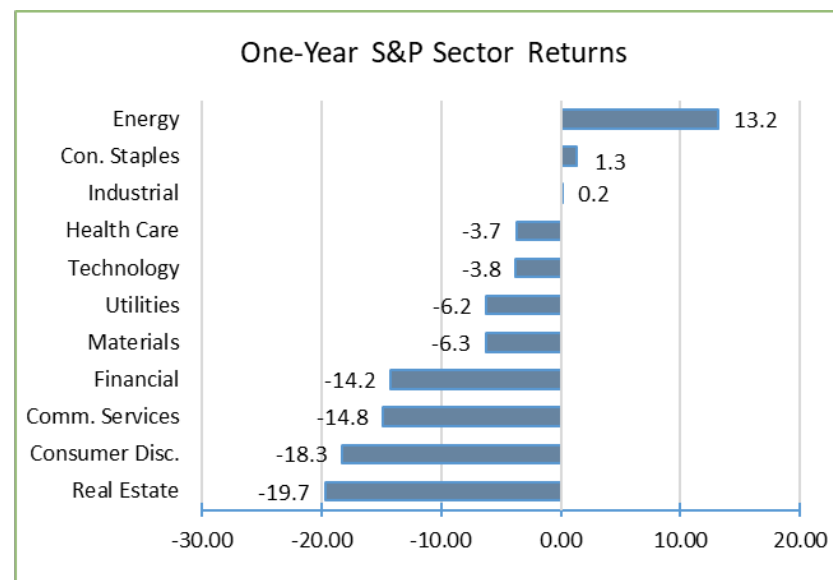
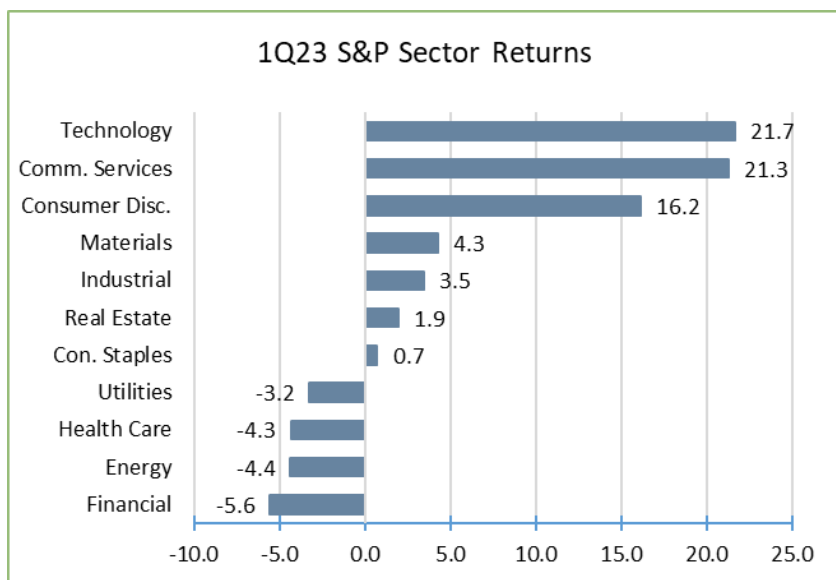
As of March 31, 2023

Name	Q1-23	YTD	1 Yr	3 Yrs	5 Yrs	10 Yrs
US Equity						
Russell 3000	7.2	7.2	-8.6	18.5	10.4	11.7
S&P 500	7.5	7.5	-7.7	18.6	11.2	12.2
Russell 1000	7.5	7.5	-8.4	18.6	10.9	12.0
Russell 1000 Growth	14.4	14.4	-10.9	18.6	13.7	14.6
Russell 1000 Value	1.0	1.0	-5.9	17.9	7.5	9.1
Russell MidCap	4.1	4.1	-8.8	19.2	8.1	10.1
Russell 2000	2.7	2.7	-11.6	17.5	4.7	8.0
Russell 2000 Growth	6.1	6.1	-10.6	13.4	4.3	8.5
Russell 2000 Value	-0.7	-0.7	-13.0	21.0	4.5	7.2
International Equity						
MSCI ACWI	7.3	7.3	-7.4	15.4	6.9	8.1
MSCI World ex USA	8.0	8.0	-2.7	13.5	3.8	4.9
MSCI EAFE	8.5	8.5	-1.4	13.0	3.5	5.0
MSCI Emerging Markets	4.0	4.0	-10.7	7.8	-0.9	2.0
Fixed Income						
91 Day T-Bills	1.1	1.1	2.5	0.9	1.3	0.8
Bloomberg US Aggregate TR	3.0	3.0	-4.8	-2.8	0.9	1.4
Bloomberg US Govt/Credit TR	3.2	3.2	-4.8	-2.6	1.2	1.5
Bloomberg US Municipal TR	2.8	2.8	0.3	0.3	2.0	2.4
Bloomberg US High Yield TR	3.6	3.6	-3.3	5.9	3.2	4.1
FTSE WGBI TR	3.5	3.5	-9.6	-5.3	-2.4	-0.6
FTSE WGBI ex US TR	3.7	3.7	-13.0	-6.2	-4.3	-1.5
Real Estate						
FTSE NAREIT All REIT	1.5	1.5	-19.8	10.3	5.7	6.1
NCREIF Property Index	--	--	--	--	--	--
Alternatives						
HFRI Fund of Funds Composite Index	1.6	1.6	-1.1	7.5	3.3	3.3
Inflation						
Consumer Price Index	1.7	1.7	5.0	5.4	3.9	2.6

U.S. EQUITY SECTOR REVIEW

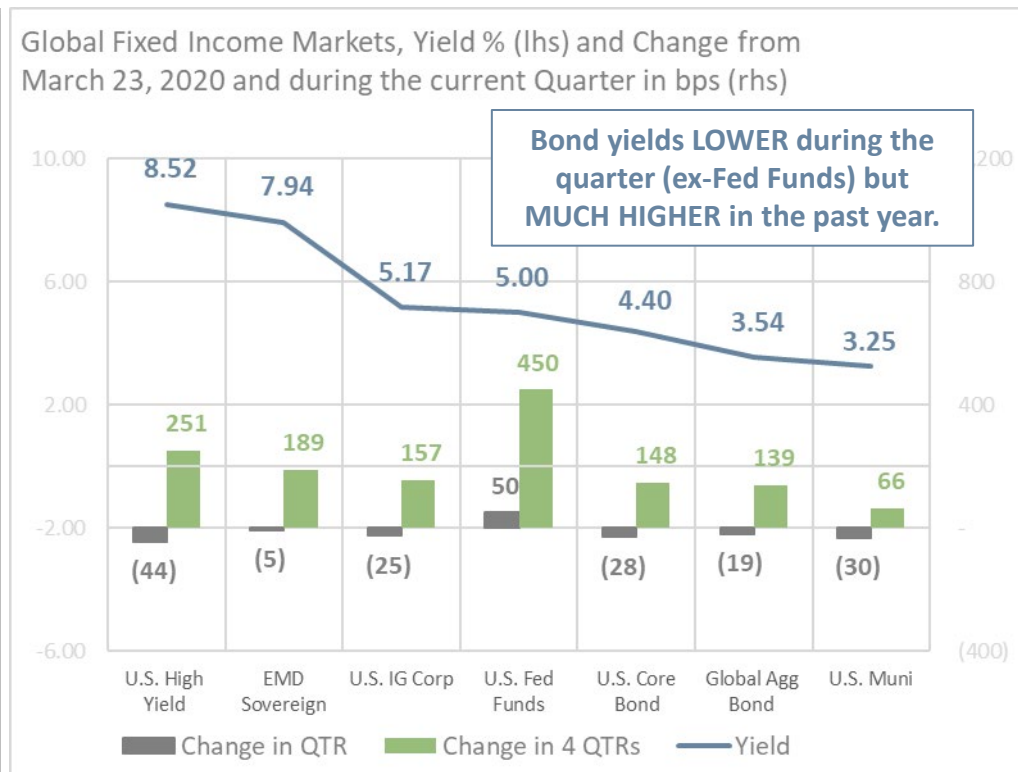
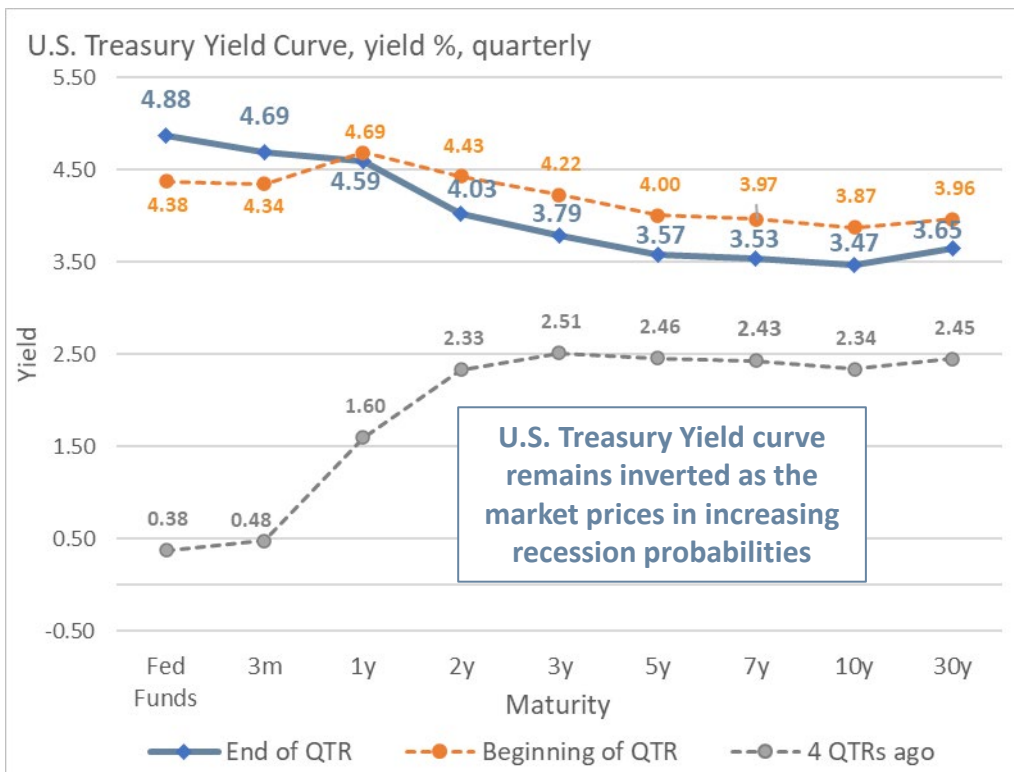
1Q23	Value	Core	Growth
Large	1.0	7.3	14.4
Mid	1.3	4.1	9.1
Small	-0.7	2.7	6.1

One-Year	Value	Core	Growth
Large	-5.9	-8.8	-10.9
Mid	-9.2	-8.8	-8.5
Small	-13.0	-11.6	-10.6



- Seven of eleven sectors of the market posted positive returns for the quarter led by Technology, Communication Services, and Consumer Discretionary. Large Cap Growth outperformed Large Cap Value by 13.4% over the quarter.
- Large Cap Value outperformed Large Cap Growth by 5.0% over the past twelve-months. Energy, Consumer Staples, and Industrials are the only sectors which posted positive returns over that period.

FIXED INCOME REVIEW – CURVE FLATTENS, SPREADS TIGHTEN




- U.S. Treasury bond yields “twisted” around the 1-year U.S. Treasury note, rising in shorter maturities (Fed Funds and 3-month T-bill) and falling across the longer maturity portion of the yield curve as the Fed continued its crusade against inflation - and as the market began to price in rate *cuts* in the future.
- Since the beginning of 2022 the 2-year U.S. Treasury yield, most sensitive to the Fed’s monetary policy, rose more than 430 bps to a high of 5.07% in March immediately after the SVB failure caused renewed interest rate volatility, before ending the quarter at 4.03%. The longer-dated 10- year U.S. Treasury yield rose as much as 261 bps to a high of 4.24% back in October 2022 before closing the quarter at 3.47%.
- Global yields are attractive with positive real yields across most markets as rates have risen dramatically in the past year.

POINTE OF VIEW

Secular Theme: *“Financial Repression”*

Cyclical Theme: *“Late Cycle Dynamics”*



“Financial Repression”¹ remains our primary secular thesis BUT over our cyclical horizon, repression policies are on PAUSE in order to fight inflation with higher interest rates.

Restrictive monetary policy is slowing the economy and increasing the chances of a credit crunch - and a recession. Risk assets will remain challenged accordingly. Developments in the labor market and in the financial system will determine whether or not the Fed can deliver a soft-landing.

Inflation is declining but still uncomfortably high - inflation expectations remain well-anchored. The Fed will continue to tighten financial conditions until inflation is subdued - the end of the Fed’s rate hike cycle is in sight.

Higher interest rates continue to support a rotation out of U.S. Large Cap Growth stocks and into U.S. Large Cap Value and Non-U.S. equities. Fed policy has produced attractive Core Bonds yields. Alternative investments can help reduce volatility, diversify portfolios, and add uncorrelated returns.

El Camino Real OPEB

Total Composite

As of March 31, 2023

	Market Value (\$)	% of Portfolio	3 Mo (%)	YTD (%)	1 Yr (%)	3 Yrs (%)	5 Yrs (%)	7 Yrs (%)	10 Yrs (%)	Since 3/31/11 (%)	Inception (%)	Inception Date
Total Composite	23,769,974	100.0	5.8	5.8	-5.8	--	--	--	--	--	-7.5	Sep-21
<i>Policy Index</i>			5.6	5.6	-6.1	--	--	--	--	--	-6.7	Sep-21
Total Equity	13,191,117	55.5	8.2	8.2	-6.2	--	--	--	--	--	-8.6	Sep-21
<i>MSCI ACWI</i>			7.3	7.3	-7.4	15.4	6.9	9.2	8.1	7.5	-6.7	Sep-21
Total Domestic Equity	8,501,400	35.8	7.4	7.4	-9.3	--	--	--	--	--	-8.7	Sep-21
<i>Russell 3000</i>			7.2	7.2	-8.6	18.5	10.4	12.0	11.7	11.6	-6.2	Sep-21
Total International Equity	4,689,717	19.7	9.6	9.6	0.1	--	--	--	--	--	-8.0	Sep-21
<i>MSCI ACWI ex USA</i>			6.9	6.9	-5.1	11.8	2.5	5.9	4.2	3.5	-7.4	Sep-21
Total Fixed	7,563,674	31.8	3.0	3.0	-3.5	--	--	--	--	--	-6.2	Sep-21
<i>Bloomberg US Aggregate TR</i>			3.0	3.0	-4.8	-2.8	0.9	0.9	1.4	2.1	-7.2	Sep-21
Total Alternatives	2,967,995	12.5	3.1	3.1	-10.5	--	--	--	--	--	-6.4	Sep-21
<i>Custom Alts Index</i>			4.0	4.0	-10.7	--	--	--	--	--	-6.8	Sep-21
Total Cash	47,188	0.2	0.7	0.7	2.2	--	--	--	--	--	1.4	Sep-21
<i>ICE BofA 91 Days T-Bills TR</i>			1.1	1.1	2.5	0.9	1.4	1.2	0.9	0.7	1.6	Sep-21

	Current Balance	Current Allocation	Policy	Policy Range	Difference	Within IPS Range?
US Equity	\$8,501,400	35.8%	35.0%	20.0% - 50.0%	0.8%	Yes
International Equity	\$4,689,717	19.7%	20.0%	10.0% - 30.0%	-0.3%	Yes
Fixed Income	\$7,563,674	31.8%	30.0%	20.0% - 50.0%	1.8%	Yes
Alternatives	\$2,967,995	12.5%	15.0%	0.0% - 25.0%	-2.5%	Yes
Cash	\$47,188	0.2%	0.0%	0.0% - 10.0%	0.2%	Yes
Total	\$23,769,974	100.0%	100.0%			

El Camino Real OPEB

Total Composite

As of March 31, 2023

	Market Value (\$)	% of Portfolio	3 Mo (%)	YTD (%)	1 Yr (%)	3 Yrs (%)	5 Yrs (%)	7 Yrs (%)	10 Yrs (%)	Since 3/31/11 (%)	Inception (%)	Inception Date
Total Composite	23,769,974	100.0	5.8	5.8	-5.8	--	--	--	--	--	-7.5	Sep-21
<i>Policy Index</i>			5.6	5.6	-6.1	--	--	--	--	--	-6.7	Sep-21
Total Equity	13,191,117	55.5	8.2	8.2	-6.2	--	--	--	--	--	-8.6	Sep-21
<i>MSCI ACWI</i>			7.3	7.3	-7.4	15.4	6.9	9.2	8.1	7.5	-6.7	Sep-21
Total Domestic Equity	8,501,400	35.8	7.4	7.4	-9.3	--	--	--	--	--	-8.7	Sep-21
<i>Russell 3000</i>			7.2	7.2	-8.6	18.5	10.4	12.0	11.7	11.6	-6.2	Sep-21
Fiduciary Management: Large Cap Instl	1,999,797	8.4	4.4	4.4	-4.1	--	--	--	--	--	-2.7	Sep-21
<i>Russell 1000 Value</i>			1.0	1.0	-5.9	17.9	7.5	9.0	9.1	9.5	-1.8	Sep-21
Schwab US Large Cap Value Index	688,909	2.9	1.0	1.0	-6.0	17.9	7.4	--	--	--	3.0	Nov-22
<i>Russell 1000 Value</i>			1.0	1.0	-5.9	17.9	7.5	9.0	9.1	9.5	3.0	Nov-22
Vanguard S&P 500 ETF	2,291,018	9.6	7.5	7.5	-7.8	18.5	11.1	12.4	12.2	12.0	-4.4	Sep-21
<i>S&P 500</i>			7.5	7.5	-7.7	18.6	11.2	12.4	12.2	12.1	-4.4	Sep-21
Polen Capital Focus Growth	1,110,523	4.7	14.3	14.3	-16.4	--	--	--	--	--	-18.6	Sep-21
<i>Russell 1000 Growth</i>			14.4	14.4	-10.9	18.6	13.7	15.0	14.6	13.9	-9.5	Sep-21
Schwab US Large Cap Growth Index	1,221,400	5.1	14.4	14.4	-10.9	18.5	13.6	--	--	--	10.4	Nov-22
<i>Russell 1000 Growth</i>			14.4	14.4	-10.9	18.6	13.7	15.0	14.6	13.9	10.4	Nov-22
Vanguard Mid-Cap ETF	868,779	3.7	3.9	3.9	-9.8	18.7	8.1	9.9	10.2	10.0	-8.2	Sep-21
<i>CRSP US Mid Cap TR USD</i>			3.9	3.9	-9.8	18.8	8.1	9.9	10.2	10.1	-8.1	Sep-21
Vanguard Russell 2000 ETF	320,972	1.4	2.8	2.8	-11.6	17.6	4.8	8.6	8.1	8.0	-12.4	Sep-21
<i>CRSP US Small Cap TR USD</i>			3.7	3.7	-9.4	19.6	6.7	9.4	9.2	9.3	-9.1	Sep-21
Total International Equity	4,689,717	19.7	9.6	9.6	0.1	--	--	--	--	--	-8.0	Sep-21
<i>MSCI ACWI ex USA</i>			6.9	6.9	-5.1	11.8	2.5	5.9	4.2	3.5	-7.4	Sep-21
Artisan International Value Instl	2,104,102	8.9	10.2	10.2	5.9	21.7	7.2	8.6	7.9	8.2	2.4	Sep-21
<i>MSCI EAFE</i>			8.5	8.5	-1.4	13.0	3.5	6.2	5.0	4.6	-4.8	Sep-21

El Camino Real OPEB

Total Composite

As of March 31, 2023

	Market Value (\$)	% of Portfolio	3 Mo (%)	YTD (%)	1 Yr (%)	3 Yrs (%)	5 Yrs (%)	7 Yrs (%)	10 Yrs (%)	Since 3/31/11 (%)	Inception (%)	Inception Date
American Europacific F3	1,914,124	8.1	9.9	9.9	-3.3	12.1	3.3	7.0	5.9	5.1	-12.8	Sep-21
<i>MSCI ACWI ex USA</i>			6.9	6.9	-5.1	11.8	2.5	5.9	4.2	3.5	-7.4	Sep-21
Lazard Emerging Markets Eq Advantage	671,491	2.8	6.6	6.6	-8.9	9.3	-0.3	5.9	--	--	16.7	Oct-22
<i>MSCI Emerging Markets</i>			4.0	4.0	-10.7	7.8	-0.9	4.9	2.0	1.0	14.0	Oct-22
Total Fixed	7,563,674	31.8	3.0	3.0	-3.5	--	--	--	--	--	-6.2	Sep-21
<i>Bloomberg US Aggregate TR</i>			3.0	3.0	-4.8	-2.8	0.9	0.9	1.4	2.1	-7.2	Sep-21
Metropolitan West Total Return	3,301,625	13.9	3.6	3.6	-5.8	-2.4	1.1	1.1	1.5	2.6	-8.1	Sep-21
<i>Bloomberg US Aggregate TR</i>			3.0	3.0	-4.8	-2.8	0.9	0.9	1.4	2.1	-7.2	Sep-21
Dodge & Cox Income	3,195,517	13.4	3.1	3.1	-3.0	0.1	1.9	2.3	2.4	2.9	-5.8	Sep-21
<i>Bloomberg US Aggregate TR</i>			3.0	3.0	-4.8	-2.8	0.9	0.9	1.4	2.1	-7.2	Sep-21
PIMCO Short Asset Investment	1,066,532	4.5	1.0	1.0	2.3	1.6	1.4	1.5	1.3	--	2.3	Apr-22
<i>FTSE T-Bill 3 Months TR</i>			1.1	1.1	2.6	1.0	1.4	1.2	0.9	0.7	2.6	Apr-22
Total Alternatives	2,967,995	12.5	3.1	3.1	-10.5	--	--	--	--	--	-6.4	Sep-21
<i>Custom Alts Index</i>			4.0	4.0	-10.7	--	--	--	--	--	-6.8	Sep-21
Swan Hedged Equity US ETF	2,169,464	9.1	3.4	3.4	-5.1	--	--	--	--	--	-3.5	Sep-21
<i>60% S&P 500 / 40% Bloomberg US Aggregate</i>			5.7	5.7	-6.3	9.9	7.3	8.0	8.0	8.2	-5.2	Sep-21
PGIM Global Real Estate Fund	798,531	3.4	2.4	2.4	-21.4	6.4	2.7	2.5	3.3	4.6	-14.1	Sep-21
<i>FTSE EPRA/NAREIT Developed TR USD</i>			1.0	1.0	-20.6	7.6	1.8	2.1	3.4	4.7	-13.5	Sep-21
Total Cash	47,188	0.2	0.7	0.7	2.2	--	--	--	--	--	1.4	Sep-21
<i>ICE BofA 91 Days T-Bills TR</i>			1.1	1.1	2.5	0.9	1.4	1.2	0.9	0.7	1.6	Sep-21

El Camino Real OPEB

Total Composite

As of March 31, 2023

Policy Benchmark History

As of March 31, 2023

Total Composite		
9/1/2021	Present	60% MSCI ACWI / 40% Bloomberg US Aggregate TR
Total Equity		

Allocation Benchmark History

As of March 31, 2023

Total Equity		
9/1/2021	Present	MSCI ACWI
Total Domestic Equity		
9/1/2021	Present	Russell 3000
Total International Equity		
9/1/2021	Present	MSCI ACWI ex USA

Custom Alts Benchmark History

As of March 31, 2023






Total Alternatives		
9/1/2021	Present	32% FTSE EPRA/NAREIT Developed TR USD / 57% 60% S&P 500 / 40% Bloomberg US Aggregate / 11% S&P Global Infrastructure

El Camino Real GA

Total Composite

As of March 31, 2023

	Market Value (\$)	% of Portfolio	3 Mo (%)	YTD (%)	1 Yr (%)	3 Yrs (%)	5 Yrs (%)	7 Yrs (%)	10 Yrs (%)	Since 3/31/11 (%)	Inception (%)	Inception Date
Total Composite	6,147,651	100.0	4.3	4.3	-4.5	--	--	--	--	--	-5.4	Aug-21
<i>Policy Index</i>			4.3	4.3	-5.4	--	--	--	--	--	-6.2	Aug-21
Total Equity	1,586,610	25.8	8.7	8.7	-6.5	--	--	--	--	--	-5.8	Aug-21
<i>MSCI ACWI</i>			7.3	7.3	-7.4	15.4	6.9	9.2	8.1	7.5	-5.0	Aug-21
Total Domestic Equity	1,135,430	18.5	8.2	8.2	-9.1	--	--	--	--	--	-6.6	Aug-21
<i>Russell 3000</i>			7.2	7.2	-8.6	18.5	10.4	12.0	11.7	11.6	-4.3	Aug-21
Total International Equity	451,181	7.3	10.1	10.1	1.7	--	--	--	--	--	-3.4	Aug-21
<i>MSCI ACWI ex USA</i>			6.9	6.9	-5.1	11.8	2.5	5.9	4.2	3.5	-6.0	Aug-21
Total Fixed	4,150,854	67.5	2.7	2.7	-3.3	--	--	--	--	--	-5.4	Aug-21
<i>Bloomberg US Aggregate TR</i>			3.0	3.0	-4.8	-2.8	0.9	0.9	1.4	2.1	-7.0	Aug-21
Total Alternatives	300,578	4.9	3.1	3.1	-11.7	--	--	--	--	--	-6.2	Aug-21
Total Cash	109,609	1.8	1.0	1.0	2.5	--	--	--	--	--	1.5	Aug-21
<i>ICE BofA 91 Days T-Bills TR</i>			1.1	1.1	2.5	0.9	1.4	1.2	0.9	0.7	1.5	Aug-21

	Current Balance	Current Allocation	Policy	Policy Range	Difference	Within IPS Range?
 US Equity	\$1,135,430	18.5%	20.0%	10.0% - 30.0%	-1.5%	Yes
 International Equity	\$451,181	7.3%	5.0%	0.0% - 15.0%	2.3%	Yes
 Fixed Income	\$4,150,854	67.5%	70.0%	50.0% - 90.0%	-2.5%	Yes
 Alternatives	\$300,578	4.9%	5.0%	0.0% - 15.0%	-0.1%	Yes
 Cash	\$109,609	1.8%	0.0%	0.0% - 20.0%	1.8%	Yes
Total	\$6,147,651	100.0%	100.0%			

El Camino Real GA

Total Composite

As of March 31, 2023

	Market Value (\$)	% of Portfolio	3 Mo (%)	YTD (%)	1 Yr (%)	3 Yrs (%)	5 Yrs (%)	7 Yrs (%)	10 Yrs (%)	Since 3/31/11 (%)	Inception (%)	Inception Date
Total Composite	6,147,651	100.0	4.3	4.3	-4.5	--	--	--	--	--	-5.4	Aug-21
<i>Policy Index</i>			4.3	4.3	-5.4	--	--	--	--	--	-6.2	Aug-21
Total Equity	1,586,610	25.8	8.7	8.7	-6.5	--	--	--	--	--	-5.8	Aug-21
<i>MSCI ACWI</i>			7.3	7.3	-7.4	15.4	6.9	9.2	8.1	7.5	-5.0	Aug-21
Total Domestic Equity	1,135,430	18.5	8.2	8.2	-9.1	--	--	--	--	--	-6.6	Aug-21
<i>Russell 3000</i>			7.2	7.2	-8.6	18.5	10.4	12.0	11.7	11.6	-4.3	Aug-21
Fiduciary Management: Large Cap	361,033	5.9	4.6	4.6	-4.0	--	--	--	--	--	-1.6	Aug-21
<i>Russell 1000 Value</i>			1.0	1.0	-5.9	17.9	7.5	9.0	9.1	9.5	-0.6	Aug-21
Schwab Large Cap Value	122,171	2.0	1.0	1.0	-6.0	17.9	7.4	--	--	--	--	Apr-23
<i>Russell 3000 Value</i>			0.9	0.9	-6.3	18.1	7.3	9.0	9.0	9.4	--	Apr-23
Vanguard S&P 500 ETF	374,566	6.1	7.5	7.5	-7.8	18.5	11.1	12.4	12.2	12.0	-2.5	Aug-21
<i>S&P 500</i>			7.5	7.5	-7.7	18.6	11.2	12.4	12.2	12.1	-2.4	Aug-21
Polen Capital Focus Growth	138,754	2.3	16.1	16.1	-15.4	--	--	--	--	--	-15.4	Aug-21
<i>Russell 1000 Growth</i>			14.4	14.4	-10.9	18.6	13.7	15.0	14.6	13.9	-7.0	Aug-21
Schwab US Large Cap Growth Index	138,906	2.3	14.4	14.4	-10.9	18.5	13.6	--	--	--	10.4	Nov-22
<i>Russell 1000 Growth</i>			14.4	14.4	-10.9	18.6	13.7	15.0	14.6	13.9	10.4	Nov-22
Total International Equity	451,181	7.3	10.1	10.1	1.7	--	--	--	--	--	-3.4	Aug-21
<i>MSCI ACWI ex USA</i>			6.9	6.9	-5.1	11.8	2.5	5.9	4.2	3.5	-6.0	Aug-21
Artisan International Value Instl	253,758	4.1	10.2	10.2	5.9	21.7	7.2	8.6	7.9	8.2	2.5	Aug-21
<i>MSCI EAFE</i>			8.5	8.5	-1.4	13.0	3.5	6.2	5.0	4.6	-3.5	Aug-21
American Funds Europacific Growth	197,423	3.2	9.9	9.9	-3.3	12.1	3.3	7.0	5.9	5.1	-10.4	Aug-21
<i>MSCI ACWI ex USA</i>			6.9	6.9	-5.1	11.8	2.5	5.9	4.2	3.5	-6.0	Aug-21
Total Fixed	4,150,854	67.5	2.7	2.7	-3.3	--	--	--	--	--	-5.4	Aug-21
<i>Bloomberg US Aggregate TR</i>			3.0	3.0	-4.8	-2.8	0.9	0.9	1.4	2.1	-7.0	Aug-21
Dodge & Cox Income	1,184,698	19.3	3.1	3.1	-3.0	0.1	1.9	2.3	2.4	2.9	-5.6	Aug-21
<i>Bloomberg US Aggregate TR</i>			3.0	3.0	-4.8	-2.8	0.9	0.9	1.4	2.1	-7.0	Aug-21
Metropolitan West Total Return Bond	1,497,143	24.4	3.6	3.6	-5.8	-2.4	1.1	1.1	1.5	2.6	-7.8	Aug-21
<i>Bloomberg US Aggregate TR</i>			3.0	3.0	-4.8	-2.8	0.9	0.9	1.4	2.1	-7.0	Aug-21

El Camino Real GA

Total Composite

As of March 31, 2023

	Market Value (\$)	% of Portfolio	3 Mo (%)	YTD (%)	1 Yr (%)	3 Yrs (%)	5 Yrs (%)	7 Yrs (%)	10 Yrs (%)	Since 3/31/11 (%)	Inception (%)	Inception Date
PIMCO Low Duration	1,469,014	23.9	1.6	1.6	-0.8	-0.3	0.8	1.0	0.9	1.3	-2.7	Aug-21
<i>Bloomberg US Govt 1-3 Yr TR</i>			1.6	1.6	0.2	-0.8	1.1	0.8	0.8	0.9	-1.8	Aug-21
Total Alternatives	300,578	4.9	3.1	3.1	-11.7	--	--	--	--	--	-6.2	Aug-21
Swan Hedged Equity US ETF	191,768	3.1	3.4	3.4	-5.1	--	--	--	--	--	-2.1	Aug-21
<i>60% S&P 500 / 40% Bloomberg US Aggregate</i>			5.7	5.7	-6.3	9.9	7.3	8.0	8.0	8.2	-4.0	Aug-21
PGIM Global Real Estate Fund	108,810	1.8	2.4	2.4	-21.4	6.4	2.7	2.5	3.3	4.6	-12.6	Aug-21
<i>FTSE EPRA/NAREIT Developed TR USD</i>			1.0	1.0	-20.6	7.6	1.8	2.1	3.4	4.7	-12.2	Aug-21
Total Cash	109,609	1.8	1.0	1.0	2.5	--	--	--	--	--	1.5	Aug-21
<i>ICE BofA 91 Days T-Bills TR</i>			1.1	1.1	2.5	0.9	1.4	1.2	0.9	0.7	1.5	Aug-21

El Camino Real GA

Total Composite
As of March 31, 2023

Policy Benchmark History As of March 31, 2023

Total Composite		
8/1/2021	Present	30% MSCI ACWI / 70% Bloomberg US Aggregate TR
Total Equity		
8/1/2021	Present	MSCI ACWI

Allocation Benchmark History As of March 31, 2023

Total International Equity		
8/1/2021	Present	MSCI ACWI ex USA

Custom Alts Benchmark History As of March 31, 2023

Total Alternatives		
8/1/2021	Present	Custom Alts Index

Performance Disclosures

General Disclosure: This information is confidential and proprietary and may not be reproduced or used for any reason other than the purposes expressed by Beacon Pointe Advisors, LLC ("BPA") without the prior written consent of BPA.

For presentation purposes, we may include the performance of subadvisors that we recommend based on current market conditions. As BPA's recommendations of subadvisors vary based on the client's needs and objectives and our market outlook at any given time, the performance of actual client accounts varies substantially from the performance presented, and the performance shown may not be representative of a client's actual experience.

Hypothetical Performance: The performance results for the blended portfolio represent a hypothetical simulation based on accounts managed by subadvisors. The subadvisors' performance is based on actual portfolios traded in real-time. The actual returns for portfolios managed by the subadvisors are weighted. The managers we have selected for this simulation are based on an in-depth screening process by BPA's manager research team, including quantitative and qualitative analysis. The full performance presentation and disclosures of the subadvisors presented are available upon request. You should be aware of the following: 1) the hypothetical performance simulation does not reflect the impact that material economic and market factors might have had on BPA's decision-making process if it had been recommending these subadvisors for the full period presented, 2) the allocation presented and the subadvisors selected for the simulation can be changed at any time in order to reflect better hypothetical performance results, and 3) the allocation and subadvisor selection can continue to be tested and adjusted until the desired results are achieved.

Performance Disclosure: Past performance is not indicative of future results. Therefore, no current or prospective client should assume that the future performance of any specific investment or investment strategy (including the investments and/or investment strategies recommended by the advisor) will be profitable or equal to past performance levels. All investment strategies have the potential to profit or loss. Changes in investment strategies, contributions, or withdrawals may materially alter the performance and results of your portfolio. Performance includes the reinvestment of all income and dividends. Valuations and returns are stated in U.S. dollars. Unless otherwise labeled, returns are presented net of BPA's management fee and the subadvisors' management fees. BPA's highest management fee is 1.50 %. Returns will be reduced further by other miscellaneous fees charged by the custodian. The deduction of management fees reduces the total rate of return. As an example, the compounded effect of investment management fees on the total value of a client's portfolio assuming (a) quarterly fee assessment, (b) \$1,000,000 investment, (c) portfolio return of 8% a year, and (d) 2.50 % annual investment advisory fee would be \$25,989 in the first year and cumulative effects of \$144,542 over five years and \$305,904 over ten years. BPA's fee schedule is disclosed in our Form ADV Part 2, and the individual subadvisor's fee schedules are disclosed in their Form ADV Part 2. Upon request, BPA will provide clients copies of BPA's and the subadvisor's Form ADV Part 2.

Risks: An investment in the strategy presented herein has risks, including losing some or all of the invested capital. Asset allocation, diversification, and rebalancing do not ensure a profit or protect against loss in declining markets. No guarantee or representation is made that the described strategy will be successful, and investment results may vary substantially over time. Carefully consider the risks and suitability of the described strategy.

No Independent Verification: BPA has exercised all reasonable professional care in preparing the information. However, BPA has not independently verified or attested to the accuracy or authenticity of the information, including any investment performance measurement.

Indices: Indices are not available for direct investment and do not reflect the deduction of any fees. Performance for blended benchmarks is calculated based on allocations rebalanced back to the stated targets every quarter and are not adjusted for transaction costs or management fees, the incurrence of which would decrease historical performance results. Economic factors, market conditions, and investment strategies will affect the performance of any portfolio, and there are no assurances that it will match or outperform any particular benchmark.

Performance Disclosures

Definitions

Alpha: A measure of risk (beta) adjusted return. Alpha measures the difference between a portfolio's actual returns and what it might be expected to deliver based on its level of risk. Theoretically, higher risk should equate to a higher return. A positive alpha means the fund has beaten expectations. A negative alpha indicates that the fund has failed to match expected performance, given its level of risk. If two managers have the same return, but one has a lower beta, that manager would have a higher alpha.

Annualized Return: The average amount of money earned by an investment each year over a given time period. An annualized total return provides only a snapshot of an investment's performance and does not give investors any indication of its volatility. Annualized total return merely provides a geometric average, rather than an arithmetic average.

Beta: Beta represents the systematic risk of a portfolio and measures its sensitivity to a benchmark. A portfolio with a beta of one is as risky as the benchmark and would, therefore, provide expected returns equal to those of the market benchmark during both up and down periods. A portfolio with a beta of two would move approximately twice as much as the benchmark.

Cumulative Return: The aggregate amount that an investment has gained or lost over time, independent of the period involved. Presented as a percentage, the cumulative return is the raw mathematical return of the following calculation: $(\text{Current Price of Security}) - (\text{Original Price of Security}) / (\text{Original Price of Security})$.

Excess Returns: Excess return represents the difference between the returns of two portfolios. In a typical application, excess return provides a measure of the difference between a manager's return and the return of a benchmark for that manager. In the context of a beta benchmark, excess return refers to the difference between a manager or market benchmark and T bills. A positive excess return implies that the manager outperformed the benchmark.

Maximum Drawdown: A risk metric indicating capital preservation, the maximum drawdown measures the peak to trough loss of investment.

Sharpe Ratio: represents the added value over the risk free rate per unit of volatility risk.

Standard Deviation: Shows how much variation or dispersion exists from the average (mean) or expected value. The more spread apart the data, the higher the deviation. In Finance, standard deviation is applied to the annual rate of return of an investment to measure the investment's volatility.

Up/down Capture: The up and down capture is a measure of how well a manager could replicate or improve on phases of positive benchmark returns and how badly the manager was affected by phases of negative benchmark returns.

Glossary of Indices

Bloomberg US Aggregate: The index measures the performance of the U.S. investment grade bond market. The index invests in a wide spectrum of public, investment-grade, taxable, fixed income securities in the United States – including government, corporate, mortgage-backed, and asset-backed securities.

Bloomberg Intermediate US Government/Credit Bond Index: The index is a broad-based flagship benchmark that measures the non-securitized component of the US Aggregate Index with less than 10 years to maturity. The index includes investment grade, US dollar-denominated, fixed-rate treasuries, government-related and corporate securities.

ICE BofA 1-10Y US Muni Index: The index tracks the performance of U.S. dollar denominated investment grade tax-exempt debt with less than 10 years to maturity that are publicly issued by U.S. states and territories, and their political subdivisions, in the U.S. domestic market.

Bloomberg 1-10 Year Managed Money (MM) Index: A subset of the Bloomberg Municipal Managed Money Index, representing bonds with one to ten years to maturity. The Bloomberg Municipal Managed Money Index is a rules-based, market-value weighted engineered for the tax-exempt bond market. All bonds in the National Municipal Bond Index must be rated Aa3/AA- or higher by at least two of the following statistical ratings agencies: Moody's, S&P and Fitch.

ICE BofAML 3-Month T-Bill Index: The index is an unmanaged index that measures returns of three-month Treasury Bills.

Bloomberg US Corporate High Yield Bond Index: Measures the USD-denominated, high yield, fixed-rate corporate bond market. Securities are classified as high yield if the middle rating of Moody's, Fitch and S&P is Ba1/BB+/BB+ or below. Bonds from issuers with an emerging markets country of risk, based on Barclays EM country definition, are excluded.

Bloomberg Global High Yield Index: The Index is a multi-currency flagship measure of the global high yield debt market. The index represents the union of the US High Yield, the Pan-European High Yield, and Emerging Markets (EM) Hard Currency High Yield Indices. The high yield and emerging markets sub-components are mutually exclusive.

Bloomberg Municipal Bond Index: a broad-based benchmark that measures the investment grade, US dollar-denominated, fixed tax-exempt bond market. The index includes state and local general obligation, revenue, insured, and pre-refunded bonds. The Municipal Index was inceptioned in January 1980.

FTSE World Government Bond Index (WGBI): Measures the performance of fixed-rate, local currency, investment-grade sovereign bonds. The WGBI is a widely used benchmark that currently includes sovereign debt from over 20 countries, denominated in a variety of currencies, and has more than 30 years of history available. The WGBI provides a broad benchmark for the global sovereign fixed income market. Sub-indexes are available in any combination of currency, maturity, or rating.

Bloomberg Emerging Markets Hard Currency Aggregate Index: The index is a flagship hard currency Emerging Markets debt benchmark that includes USD-denominated debt from sovereign, quasi-sovereign, and corporate EM issuers.

FTSE NAREIT Composite: The Index series is designed to present investors with a comprehensive family of REIT performance indexes that spans the commercial real estate space across the US economy. The index series provides investors with exposure to all investment and property sectors. In addition, the more narrowly focused property sector and sub-sector indexes provide the facility to concentrate commercial real estate exposure in more selected markets.

S&P Global Natural Resources Index: The index includes 90 of the largest publicly-traded companies in natural resources and commodities businesses that meet specific investability requirements, offering investors diversified and investable equity exposure across 3 primary commodity-related sectors: agribusiness, energy, and metals & mining.

Bloomberg Commodity Index: The index is calculated on an excess return basis and reflects commodity futures price movements. The index rebalances annually weighted 2/3 by trading volume and 1/3 by world production and weight-caps are applied at the commodity, sector and group level for diversification. Roll period typically occurs from 6th-10th business day based on the roll schedule.

MSCI ACWI: Captures large and mid cap representation across 23 Developed Markets (DM) and 24 Emerging Markets (EM) countries. With approximately 2,900 constituents, the index covers approximately 85% of the global investable equity opportunity set.

MSCI ACWI ex USA Index: Captures large and mid cap representation across 22 of 23 Developed Markets (DM) countries (excluding the US) and 24 Emerging Markets (EM) countries. With approximately 2,300 constituents, the index covers approximately 85% of the global equity opportunity set outside the US.

Glossary of Indices

MSCI EAFE Index: A broadly recognized benchmark for U.S. investors to measure international equity performance. The index captures large and mid cap representation across 21 Developed Markets countries around the world, excluding the US and Canada.

MSCI Emerging Markets Index: A free float-adjusted market capitalization index that is designed to measure large and mid cap equity market performance of emerging markets. The index consists of the following 24 emerging market countries: Brazil, Chile, China, Colombia, Czech Republic, Egypt, Greece, Hungary, India, Indonesia, Korea, Kuwait, Malaysia, Mexico, Peru, Philippines, Poland, Qatar, Saudi Arabia, South Africa, Taiwan, Thailand, Turkey and United Arab Emirates.

Russell 1000 Index: Measures the performance of the large-cap segment of the U.S. equity universe. It is a subset of the Russell 3000® Index and includes approximately 1000 of the largest securities based on a combination of their market cap and current index membership. The Russell 1000 represents approximately 93% of the U.S. market. The Russell 1000 Index is constructed to provide a comprehensive and unbiased barometer for the large-cap segment and is completely reconstituted annually to ensure new and growing equities are reflected.

Russell 1000 Growth Index: Measures the performance of the large-cap growth segment the U.S. equity universe. It includes those Russell 1000 companies with higher price-to-book ratios and higher forecasted growth values. The Russell 1000 Growth Index is constructed to provide a comprehensive and unbiased barometer for the large-cap growth segment. The Index is completely reconstituted annually to ensure new and growing equities are included and that the represented companies continue to reflect growth characteristics.

Russell 1000 Value Index: Measures the performance of the large-cap value segment of the U.S. equity universe. It includes those Russell 1000 companies with lower price-to-book ratios and lower expected growth values. The Russell 1000 Value Index is constructed to provide a comprehensive and unbiased barometer for the large-cap value segment. The Index is completely reconstituted annually to ensure new and growing equities are included and that the represented companies continue to reflect value characteristics.

Russell 2000 Index: Measures the performance of the small-cap segment of the US equity universe. The Russell 2000 Index is a subset of the Russell 3000® Index representing approximately 7% of the total market capitalization of that index. It includes approximately 2,000 of the smallest securities based on a combination of their market cap and current index membership. The Russell 2000 is constructed to provide a comprehensive and unbiased small-cap barometer and is completely reconstituted annually to ensure larger stocks do not distort the performance and characteristics of the true small-cap opportunity set.

Russell 2000 Growth Index: Measures the performance of the small-cap growth segment of the US equity universe. It includes those Russell 2000 companies with higher price-to-value ratios and higher forecasted growth values. The Russell 2000 Growth Index is constructed to provide a comprehensive and unbiased barometer for the small-cap growth segment. The index is completely reconstituted annually to ensure larger stocks do not distort the performance and characteristics of the true small-cap opportunity set and that the represented companies continue to reflect growth characteristics.

Russell 2000 Value Index: Measures the performance of small-cap value segment of the U.S. equity universe. It includes those Russell 2000 companies with lower price-to-book ratios and lower forecasted growth values. The Russell 2000 Value Index is constructed to provide a comprehensive and unbiased barometer for the small-cap value segment. The Index is completely reconstituted annually to ensure larger stocks do not distort the performance and characteristics of the true small-cap opportunity set and that the represented companies continue to reflect value characteristics.

Russell 3000 Index: Measures the performance of the largest 3,000 U.S. companies representing approximately 96% of the investable U.S. equity market. The Russell 3000 Index is constructed to provide a comprehensive, unbiased and stable barometer of the broad market and is completely reconstituted annually to ensure new and growing equities are reflected.

Russell Midcap Index: Measures the performance of the mid-cap segment of the U.S. equity universe. The Russell Midcap Index is a subset of the Russell 1000® Index. It includes approximately 800 of the smallest securities based on a combination of their market cap and current index membership. The Russell Midcap Index represents approximately 31% of the total market capitalization of the Russell 1000 companies. The Russell Midcap Index is constructed to provide a comprehensive and unbiased barometer for the mid-cap segment. The Index is completely reconstituted annually to ensure larger stocks do not distort the performance and characteristics of the true mid-cap opportunity set.

S&P 500: A free-float market capitalization weighted index of 500 of the largest U.S. companies. The index is calculated on a total return basis with dividends reinvested and is not available for direct investment.

Thank you for your continued confidence in Beacon Pointe. We appreciate your business.

Coversheet

April 2023 Financial Update

Section: IV. Finance
Item: A. April 2023 Financial Update
Purpose: Discuss
Submitted by:
Related Material: IV.A - Budget to Actuals - Apr 2023.pdf

**ECRCHS
2022-2023
BUDGET**

	2022-2023 Adopted Budget	2022-23 Actuals to Date	2022-23 Actuals to Date	2022-23 First Interim Projections - 10/31/22	2022-23 Actuals to Date	2022-23 Actuals to Date	2022-23 2nd Interim Projections 1/31/23	2022-23 Actuals to Date	2022-23 Actuals to Date	Comments
Revenues										
	Total	9/30/2022	10/31/2022	Total	12/31/2022	1/31/2023	Total	3/31/2023	4/30/2023	
LCFF/Revenue Limit Resources	\$ 38,575,151	\$ 8,889,084	\$ 11,407,237	\$ 39,677,805	\$ 19,073,288	\$ 21,591,440	\$ 40,291,402	\$ 31,177,336	\$ 33,673,759	Includes hold harmless #, \$1.4M
Federal Resources	\$ 3,609,260	\$ 953,406	\$ 1,745,047	\$ 4,375,311	\$ 2,155,072	\$ 2,478,156	\$ 4,228,932	\$ 3,287,746	\$ 3,514,116	
State Revenues	\$ 1,443,401	\$ 375,677	\$ 1,084,954	\$ 2,996,457	\$ 4,309,801	\$ 4,443,035	\$ 5,450,716	\$ 5,209,430	\$ 6,689,270	2 New block grants (learning recovery & arts/music)
Other Local Revenues	\$ 4,697,685	\$ 860,868	\$ 784,037	\$ 4,747,625	\$ 2,175,293	\$ 4,169,336	\$ 5,046,981	\$ 4,721,008	\$ 5,687,359	
Total Revenues	\$ 48,325,498	\$ 11,079,035	\$ 15,021,275	\$ 51,797,198	\$ 27,713,455	\$ 32,681,967	\$ 55,018,031	\$ 44,395,520	\$ 49,564,504	
Expenditures										
Certificated Salaries	\$ 19,111,812	\$ 4,281,215	\$ 5,659,840	\$ 19,680,167	\$ 8,868,949	\$ 10,217,296	\$ 17,923,542	\$ 13,055,511	\$ 14,458,957	
Classified Salaries	\$ 4,816,963	\$ 1,156,832	\$ 1,553,408	\$ 4,997,472	\$ 2,448,295	\$ 2,875,753	\$ 4,749,679	\$ 3,751,800	\$ 4,132,913	
Employee Benefits	\$ 12,660,677	\$ 3,006,419	\$ 4,518,866	\$ 13,202,229	\$ 6,875,500	\$ 8,020,123	\$ 14,438,028	\$ 10,367,878	\$ 11,561,969	
Supplies	\$ 2,812,422	\$ 1,040,600	\$ 1,446,508	\$ 3,307,966	\$ 1,828,395	\$ 8,020,123	\$ 3,231,074	\$ 2,497,558	\$ 2,702,636	
Total, Services	\$ 7,714,928	\$ 1,843,414	\$ 3,371,296	\$ 8,564,692	\$ 4,680,923	\$ 5,397,622	\$ 10,028,102	\$ 7,163,084	\$ 7,981,458	Re-class to other outgo (LAUSD 1%)
Depreciation Expense	\$ 359,748	\$ 89,937	\$ 93,318	\$ 359,748	\$ 139,512	\$ 162,610	\$ 359,748	\$ 208,804	\$ 208,804	
Total, Other Outgo	\$ 391,966	\$ 91,351	\$ 28,108	\$ 28,108	\$ 84,324			\$ 222,519	\$ 341,681	
Total Expenditures	\$ 47,868,516	\$ 11,509,768	\$ 16,671,344	\$ 50,140,382	\$ 24,925,899	\$ 34,693,527	\$ 50,730,172	\$ 37,267,154	\$ 41,388,419	
Ending Balance: Excess (Deficiency)	\$ 456,982	\$ (430,733)	\$ (1,650,069)	\$ 1,656,816	\$ 2,787,555	\$ (2,011,560)	\$ 4,287,859	\$ 7,128,366	\$ 8,176,085	

ECRCHS - Actuals to Date 4/30/23 and Second Interim Projections

		21-22 Unaudited Actuals	21-22 Post Unaudited Actuals Adjustments	2022-2023 Adopted Budget	2022-23 First Interim Projections 10/31/22	2022-23 2nd Interim Projections 1/31/23		22-23 2nd Interim Projections (ICON)	2022-23 Actuals to Date	2022-23 Actuals to Date	Comments
Enrollment				3,532		3,447					Month 6 Enrollment
ADA				3,267		3,249					Using 92.5% Budgeted ADA % Budget
Per Student funding				\$ 11,806		\$ 12,175.00					Rev. LCFF Rate from FCMAT- 10/22
	Obj Code			Total	Total	Unrestricted	Restricted	Total	3/31/2023	4/30/2023	
A. Revenues											
LCFF/Revenue Limit Sources											
State Aid	8011	11,693,777	11,693,777	18,613,303	18,870,629	18,744,433		18,804,179	13,030,212	14,250,605	LCFF Calc 2-23-23
Education Protection Act	8012	13,088,623	13,088,623	9,938,853	10,486,511	10,456,577		10,456,577	8,165,278	8,165,278	LCFF Calc 2-23-23
State Aid (Prior Years)	8019	305,993	305,993	-	-	739,442		739,442	1,409,490	1,557,378	Hold Harmless Adjustment (P-1)
In Lieu of Property Tax	8096	10,352,629	10,352,629	10,022,995	10,320,665	10,350,950		10,291,204	8,572,356	9,700,498	LCFF Calc 2-23-23
Total, LCFF/Revenue Limit Resources		35,441,022	35,441,022	38,575,151	39,677,805	40,291,402	-	40,291,402	31,177,336	33,673,759	
Federal Revenues											
Special Education - IDEA	8181	922,255	980,246	975,839	796,957		794,682	794,682	650,645	688,179	SpED Revenue Adj Post UAR
Child Nutrition - Federal	8220	1,107,315	1,107,315	1,021,375	1,094,863		701,902	701,903	547,960	603,585	Based on Cafeteria Sales Projections
Donated Food Commodities	8221	34,482	34,812		-		38,357	38,357	21,309	29,834	
Other Federal					-			-			
Title I	8290	315,828	315,828	384,238	384,238		385,058	385,058	199,493	199,493	
Title II	8290	79,469	79,469	78,930	78,930		76,141	76,141	-	-	
Title III - English Learners	8290			7,839	7,839		6,005	6,005	-	-	
Title III - Immigrant	8290			-	-		-	-	-	-	
Title IV	8290	27,503	27,503	26,948	26,948		29,545	29,545	740		
Perkins	8290			-	-			-	15,294	23,034	
Dept of Rehab	8290			-	-			-	54,757		
ELC COVID Testing Award	8290	354,385	354,385	-	-		105,605	105,605	101,269		Accrual Reversal due
ESSER I (COVID-19 Grant)	8290	43,745	43,745	-	-			-			
ESSER II (COVID-19 Grant)	8290	64,133	64,133	-	328,340	328,339		328,340	328,339	561,821	
ESSER III (COVID-19 Grant) (3213)	8290	758,897	758,897	-	371,842	371,842		371,842	487,535	487,535	
GEER (3215)	8290				57,063	57,063		57,063	57,063	57,063	
ELO ESSER II State Reserve (3216)	8290			353,713	353,713	353,713		353,713	353,713	353,713	
ELO GEER II (3217)	8290			81,180	81,180	81,180		81,180	50,295	50,295	
ELO ESSER III State Reserve Emergency Needs (3218)	8290			230,580	230,580	230,580		230,580	117,645	117,645	
ELO ESSER III State Reserve Learning Loss (3219)	8290	15,284	15,284	397,480	397,480	397,480		397,480	113,248	113,248	
Learning Loss & Mitigation (CRF)	8290			-	-			-		-	
Learning Loss & Mitigation (GEER)	8290	75,672	75,672	-	-			-			
Child Nutrition - Supply Chain Assistance (5466)	8220					86,278		86,278	86,278	101,269	
American Rescue Plan - Homeless Children & Youth (5634)	8290				39,000	39,000		39,000	7,132	7,132	
LEA Medi-Cal Billing	8590	57,816	57,816	-	-	19,824		19,824	19,824	19,824	
NJROTC	8290	36,327	100,065	51,138	126,338	126,338		126,338	75,206	100,446	
Total, Federal Resources		3,893,111	4,015,170	3,609,260	4,375,311	-	4,228,932	4,228,934	3,287,746	3,514,116	
Other State Revenues											

ECRCHS - Actuals to Date 4/30/23 and Second Interim Projections

		21-22 Unaudited Actuals	21-22 Post Unaudited Actuals Adjustments	2022-2023 Adopted Budget	2022-23 First Interim Projections 10/31/22	2022-23 2nd Interim Projections 1/31/23		22-23 2nd Interim Projections (ICON)	2022-23 Actuals to Date	2022-23 Actuals to Date	Comments
Enrollment				3,532		3,447					Month 6 Enrollment
ADA				3,267		3,249					Using 92.5% Budgeted ADA % Budget
Per Student funding				\$ 11,806		\$ 12,175.00					Rev. LCFF Rate from FCMAT- 10/22
	Obj Code			Total	Total	Unrestricted	Restricted	Total	3/31/2023	4/30/2023	
Child Nutrition - State	8520	97,260	97,260	71,119	1,242,631		1,146,946	1,146,946	909,344	1,008,989	Based on Cafeteria sales projections
Mandated Cost Reimbursement	8550	161,596	161,596	169,447	166,604	166,604		166,604	166,604	166,604	
State Lottery (Non Prop 20)	8560	537,623	635,756	529,973	553,850	529,528		529,528	580,671	580,671	2021-22 4th Qtr Lottery Adjustments
State Lottery (Prop 20)	8560	189,406	303,073	218,889	218,282		211,162	211,162	225,055	225,055	2021-22 4th Qtr Lottery Adjustments
Kitchen Infrastructure & Equipment	8590	25,000	25,000	-	-			-			
A-G Completion Grant: A-G Access/Success Grants (7412)	8590	258,788	258,788	86,262	86,262		86,262	86,262	86,262	86,262	
A-G Completion Grant: Learning Loss & Mitigation (7413)	8590	97,019	97,019	32,339	32,339		32,339	32,339	32,339	32,339	
CTE	8590			-	-		141,856	141,856	65,129	65,129	\$98k Strong workforce program + CTE grant (\$180K over 2 years)
All Other State Revenue	8590	616,200	609,117	335,372	413,758	413,758		413,758	421,765	450,809	
In-Person Instruction Grant	8590	227,031	227,031	-	71,704		71,704	71,704	71,704	71,704	
Ethnic Studies Grant	8590			-	92,653		92,653	92,653	92,653	92,653	
Expanded Learning Opportunities Grant	8590	139,480	139,480	-	-			-			
Educator Effectiveness	8590	473,497	473,497	-	118,374		118,374	118,374	118,374	118,374	
Art/Music Block Grant	8590						-	1,088,379	1,088,379	1,088,379	Fund Balance - pending plan
Learning Recovery Emergency Block Grant	8590						-	1,351,151	1,351,151	2,702,302	Fund Balance - pending plan
Total, State Revenues		2,822,900	3,027,617	1,443,401	2,996,457	1,109,890	1,901,295	5,450,716	5,209,430	6,689,270	
Other Local Revenues											
Special Education - AB602	8311	2,861,642	3,032,539	2,778,617	3,188,611		3,179,509	3,179,509	2,188,165	2,727,148	SpED Revenue Adj Post UAR
Food Service Sales	8634	72,984	72,984	68,779	116,817		102,369	102,369	79,729	87,587	Based on Cafeteria sales projections
Leases & Rentals	8560	39,053	39,053	37,500	37,500		37,500	37,500	48,849	52,307	
Other Local Revenue	8690	15,376	15,441	605,000	-	150,000		150,000	145,831	212,317	
Interest	8660	138,490	138,491	340,000	340,000	130,476		130,476	177,661	224,123	
Dividends	8661	386,815	386,815	400,000	400,000	400,000		400,000	469,406	501,153	
Net Increase (Decrease) in the Fair Value of Investments	8662	(4,812,005)	(4,812,005)		-			-	1,876,606	2,103,694	
Gain (Loss) Sale on Investments	8664	371,452	371,452		(938,958)	(880,923)		(880,923)	(945,486)	(919,899)	
LAUSD SpEd Option 3 Grant	8679	-	-	-	-	185,564		185,564	92,782	92,782	
Fundraising	8699	336,369	336,369	317,789	-	7,306		7,306	4,372	4,372	
Tuition	8710	1,409,619	1,409,619	-	1,453,655	1,585,180		1,585,180	460,816	460,816	Foreign Exchange (Refunds)/ 1st Interim Adj
ASB Revenues	8804	106,281	106,281	150,000	150,000	150,000		150,000	122,278	140,959	
Total, Other Local Revenues		926,076	1,097,039	4,697,685	4,747,625	1,384,733	3,662,248	5,046,981	4,721,008	5,687,359	
Total Revenues		43,083,109	43,580,848	48,325,498	51,797,198	42,786,025	9,792,476	55,018,033	44,395,520	49,564,504	
B. Expenditures											
Certificated Salaries											
Teachers' Salaries-Full-Time	1100	13,953,250	13,953,250	16,780,251	16,108,659	13,708,773	1,901,650	14,365,314	10,626,204	11,781,536	
Cert Pupil Supp Sal-Counselors	1200	2,186,953	2,186,953	1,017,301	2,217,820	1,116,348	233,018	2,208,148	1,526,394	1,677,625	
Cert Administrators	1300	1,160,358	1,160,358	1,314,260	1,353,688	803,068	160,684	1,350,079	902,912	999,796	

ECRCHS - Actuals to Date 4/30/23 and Second Interim Projections

		21-22 Unaudited Actuals	21-22 Post Unaudited Actuals Adjustments	2022-2023 Adopted Budget	2022-23 First Interim Projections 10/31/22	2022-23 2nd Interim Projections 1/31/23		22-23 2nd Interim Projections (ICON)	2022-23 Actuals to Date	2022-23 Actuals to Date	Comments
Enrollment				3,532		3,447					Month 6 Enrollment
ADA				3,267		3,249					Using 92.5% Budgeted ADA % Budget
Per Student funding				\$ 11,806		\$ 12,175.00					Rev. LCFF Rate from FCMAT- 10/22
	Obj Code			Total	Total	Unrestricted	Restricted	Total	3/31/2023	4/30/2023	
Total, Certificated Salaries		17,300,561	22,673,220	19,111,812	19,680,167	15,628,190	2,295,351	17,923,541	13,055,511	14,458,957	
Classified Salaries											
Non-certificated Instructional Aides' Salaries	2100	1,261,847	1,261,847	1,024,695	1,055,436	511,929	229,232	1,094,074	875,566	959,330	
Non-certificated Support Salaries	2200	1,637,537	1,637,537	1,720,802	1,772,426	1,279,369	108,526	1,846,529	1,450,074	1,596,822	
Non-certificated Supervisors' and Administrators' Sal.	2300	683,528	683,528	767,118	826,132	619,632		776,545	603,271	670,164	
Clerical and Office Salaries	2400	961,962	961,962	1,049,373	1,080,854	1,718,145		985,335	781,476	858,318	
Other Non-certificated Salaries	2900	67,001	67,001	254,975	262,624	282,845		47,195	41,413	48,279	
Total, Classified Salaries		4,611,875	4,611,875	4,816,963	4,997,472	4,411,920	337,758	4,749,678	3,751,800	4,132,913	
Employee Benefits											
State Teachers Retirement System (STRS) , Certificated Positions	3111	2,988,885	2,988,885	3,752,071	3,633,855	2,984,984	438,412	3,423,396	2,227,890	2,487,017	STRS Credit for Excess Contrib. in 11/2022
State Teachers Retirement System (STRS), Classified Positions	3112	101,859	101,859	24,685	118,216	93,531	24,685	118,216	87,102	96,656	
Public Employees Retirement System (PERS), Certificated Positions	3211	46,106	46,106	13,550	57,295	43,745	13,550	57,295	41,281	45,844	
Public Employees Retirement System (PERS), Classified Positions	3212	853,745	853,745	1,014,255	987,389	932,724	71,405	1,004,130	702,913	780,237	81% employees eligible for PERS
OASDI, Certificated Positions	3311	198,184	198,184	2,755	-	-	-	-	-	-	
OASDI, Classified Positions	3312	291,261	291,261	298,652	309,843	273,539	20,941	294,480	232,612	256,241	
Medicare, Cert Positions	3331	265,056	265,056	277,121	288,199	226,609	33,283	259,891	199,920	221,272	
Medicare, Class Positions	3332	66,872	66,872	104,684	105,593	63,973	4,897	68,870	7,670.69	9,000.18	
Hlth & Wlfr Benefits, Cert	3411	2,625,572	2,625,572	2,977,948	2,977,948	2,410,157	312,305	2,722,462	2,047,934	2,281,079	Reduction in health premium costs
Hlth & Wlfr Benefits, Class	3412	1,052,782	1,052,782	1,195,895	1,195,895	935,608	257,708	1,193,316	897,530	1,005,342	Reduction in health premium costs
State Unemploy Insur, Cert Pos	3511	68,099	68,099	97,190	97,190	133,160		133,160	66,580	86,166	2 quarters remaining of SUI Payments
State Unemploy Insur, Clas Pos	3512	15,764	15,764	24,399	24,399	48,981		48,981	24,490	32,884	2 quarters remaining of SUI Payments
Worker Comp Insur, Cert Pos	3611	131,782	131,782	156,994	253,145	228,645	24,500	253,145	176,856	190,727	
Worker Comp Insur, Class Pos	3612	38,451.58	38,451.58	71,279	71,279	62,896	8,383	71,279	42,292	48,237	
OPEB, Allocated, Certificated	3701	(4,840,920)	(4,840,920)	2,113,622	2,438,209	2,026,034	443,520	3,787,905	2,851,744	3,176,259	Increase for Retiree Payments
OPEB, Allocated, Classified	3702	(1,282,745)	(1,282,745)	527,578	635,774	544,708	73,920	993,502	753,521	837,144	Increase for Retiree Payments
Lifetime Retiree Benefits, Cert	3911			-	-			-	899	899	
Lifetime Retiree Benefits, Class	3912	9,517	9,517	8,000	8,000	8,000		8,000	6,643	6,964	PARS
Total, Employee Benefits		2,630,268	2,630,268	12,660,677	13,202,229	11,017,293	1,727,510	14,438,028	10,367,878	11,561,969	
Supplies											
Approved Textbooks & Core Curricula Materials	4100	257,844	257,844	718,482	718,482	-	318,482	318,482	180,346	181,781	Reduce line by \$400k, no textbooks being purchased
Books & Other Reference Materials	4200	7,652	7,652	10,882	10,882	-	20,882	20,882	16,916	17,096	Increase line by \$10K
Materials & Supplies	4300	59,604	59,604	32,454	32,454	41,985	40,469	82,454	33,463	34,403	Increase budget line to \$50k (\$25k unrest/\$25k rest)
Instructional Materials & Supplies	4325	420,572	420,572	397,950	397,950	337,518	60,432	397,950	321,675	389,818	

ECRCHS - Actuals to Date 4/30/23 and Second Interim Projections

		21-22 Unaudited Actuals	21-22 Post Unaudited Actuals Adjustments	2022-2023 Adopted Budget	2022-23 First Interim Projections 10/31/22	2022-23 2nd Interim Projections 1/31/23		22-23 2nd Interim Projections (ICON)	2022-23 Actuals to Date	2022-23 Actuals to Date	Comments
Enrollment				3,532		3,447					Month 6 Enrollment
ADA				3,267		3,249					Using 92.5% Budgeted ADA % Budget
Per Student funding				\$ 11,806		\$ 12,175.00					Rev. LCFF Rate from FCMAT- 10/22
	Obj Code			Total	Total	Unrestricted	Restricted	Total	3/31/2023	4/30/2023	
Office Supplies	4330	95,743	95,743	93,311	153,105	148,704	4,401	153,105	102,181	106,956	
Non Instructional Student Materials & Supplies	4345	586,829	630,700	506,915	506,915	446,665	60,250	539,850	554,176	623,136	
ASB Supplies	4350	74,177	74,177	-	-	60,000		60,000	54,896	55,176	Increase to \$60K (reflect inventory charges, offset by revenue)
Noncapitalized Equipment	4400	1,421,116	1,421,116	592,250	1,028,000	457,212	570,788	1,028,000	736,793	744,756	
Student Food Services	4710	454,461	454,461	460,178	460,178		628,851	630,351	497,111	549,513	Based on new food service projections
Total, Supplies		3,377,998	3,421,869	2,812,422	3,307,966	1,492,084	1,704,555	3,231,074	2,497,558	2,702,636	
Services											
Services & Other Operating Expenses	5000		562	32,294	1,200	545	155	700	250	250	reduced expense to \$700
Subagreements for Services	5100			61,800	-				-	-	
Travel & Conferences	5200	47,044	42,421	30,947	30,947	3,000	32,000	35,000	41,699	44,026	
Conferences and Professional Development	5210	28,277	28,277	77,250	78,060	5,000.00	43,000.00	75,050	8,229	8,285	
Dues & Memberships	5300	319,294	324,568	297,255	450,582	321,593	228,989	550,582	566,388	585,881	New Expenses due to CARES needs
Insurance	5400	348,671	340,376	513,296	513,296	513,296		513,296	513,657	557,301	review/update if necessary
Operations & Housekeeping	5500	601,965	601,965	428,849	536,061	547,689	52,372	600,061	430,019	438,708	
Security	5520	488,955	503,874	518,000	518,000	480,483	79,517	560,000	397,648	461,885	account for additional security
Rentals, Leases, & Repairs	5600	19,736	19,736	-	-	150,000		150,000	90,410	222,004	increased for LAUSD repairs
Equipment Leases	5605	51,061	51,061	103,014	30,000	10,000		10,000	(8,639)	(8,639)	received credit for copier service
Rent	5610	1,400	1,400	5,835	90,560	10,000		10,000	3,177	3,177	
Repairs and Maintenance - Computers	5616	30,004	30,004	14,533	14,533	20,000		20,000	12,346	12,908	
Utilities	5620	709,279	794,615	691,518	691,518	741,518		741,518	567,371	578,803	Post 21/22 UAR LAUSD Utility Adj
Other Rentals, Leases and Repairs 1	5631	9,251	9,251	4,244	4,244	2,184	2,060	4,244	4,057	36,533	
Other Services & Operating Expenses	5800	34,892	34,892	44,213	44,213	34,892		34,892	16,333	20,911	
Investment Taxes	5807	15,221	15,221	25,750	25,750	25,750		25,750	31	31	
Investment Fees	5808	212,542	212,542	277,688	312,430	212,542		212,542	114,166	117,916	
Banking Fees	5809	24,159	24,159	36,050	20,444	20,444	-	20,444	15,270	16,550	
Business Services	5812	48,000	48,000	98,880	98,880	98,880	-	98,880	32,000	32,000	
Consultants - Instructional	5815	1,760,551	1,760,551	1,494,625	1,494,625	566,741	1,027,884	1,594,625	1,179,793	1,386,299	
Consultants - Non Instructional - Custom 1	5820	1,313,630	1,652,038	1,066,449	1,066,449	489,904	833,595	1,323,499	1,013,708	1,126,057	Fulgent COVID Testing \$338,408 to Post UAR
District Oversight Fees	5824	357,346	351,350	-	402,992			401,734	91,351	-	2022-23 Budgeted/Recorded in Acct 7299
ASB Consultants	5825	4,930	4,930	-	-	870		870	5,745	5,745	
Field Trips Expenses	5830	233,587	233,587	207,830	237,830	480,000	7,931	487,931	368,822	362,950	Increased, based on current trends (\$337K/feb 2023, accounting for spring sports & compeitions)
Fines and Penalties	5833		1,615	530	700				10	277	
ASB Events or Field Trip	5835	1,615	2,191	-	-	700		700	700	700	
Onboarding Fees	5840				5,150	5,150		5,150	2,577	2,801	
Professional Development	5841	2,251	60	5,150	-	-		610	1,013	1,013	reclassified to materials and supplies
Legal Fees	5845	336,651	336,651	246,660	246,660	250,310	76,350	326,660	221,200	230,777	increased sped legal by \$80k
Licenses and Other Fees	5848	24,691	24,691	15,914	15,914	9,768		9,768	4,884	3,518	

ECRCHS - Actuals to Date 4/30/23 and Second Interim Projections

		21-22 Unaudited Actuals	21-22 Post Unaudited Actuals Adjustments	2022-2023 Adopted Budget	2022-23 First Interim Projections 10/31/22	2022-23 2nd Interim Projections 1/31/23		22-23 2nd Interim Projections (ICON)	2022-23 Actuals to Date	2022-23 Actuals to Date	Comments
Enrollment				3,532		3,447					Month 6 Enrollment
ADA				3,267		3,249					Using 92.5% Budgeted ADA % Budget
Per Student funding				\$ 11,806		\$ 12,175.00					Rev. LCFF Rate from FCMAT- 10/22
	Obj Code			Total	Total	Unrestricted	Restricted	Total	3/31/2023	4/30/2023	
Marketing and Student Recruiting	5851	50,469	50,469	92,700	15,000	9,000		9,000	2,458	2,978	Reduce line to \$9k
Payroll Fees	5857	102,626	102,626	78,733	98,733	112,068		112,068	96,183	104,453	
Prior Yr Exp (not accrued)	5861			-	-				-	-	
LAUSD Special Education Fee	5872	706,680	752,450	703,272	703,272		783,586	933,586	567,762	683,064	20% of sped revenue
Substitutes	5884	641,451	667,446	410,692	640,692	890,000	110,000	1,000,000	695,844	821,177	Increased sub needs based on absences and teachers being on leave (1/2 time illness)
Bad Debt Expense	5898	1,175	1,175	515	45,515				-	-	
Other Expenses	5899	-	-	-	-			28,500	28,997	28,997	re-class amounts
Communications	5900	136,687	140,172	130,442	130,442	129,931	511	130,442	77,625	92,124	
Total, Services		8,664,092	9,164,927	7,714,928	8,564,692	6,142,258	3,277,950	10,028,102	7,163,084	7,981,458	
Captial Outlay											
Sites & Improvement	6100										
Buildings & Improvement	6200			-				-	179,112	-	Year end Reclassification to be made
Equipment & Technology	6400			-							
Equipment/Furniture Replacement	6500			-							
Total, Captial Outlay		-	-	-	-	-	-	-	179,112	-	
Depreciation Expense (Financial Reporting Basis)	6900	293,021	293,021	359,748	359,748	419,748		359,748	208,804	208,804	
Other Outgo											
Indirect Cost (LAUSD)	7299			391,966	28,108	402,914		-	222,519	341,681	2021-22 Posted to 5824
Interest	7438			-	-						
Total, Other Outgo		-	-	391,966	28,108	402,914	-	-	222,519	341,681	
Total Expenditures (Financial Reporting Basis)		36,877,816	42,795,182	47,868,516	50,140,382	39,514,408	9,343,124	50,730,171	37,267,154	41,388,419	
Total Expenditures (Cash Reporting Basis)		36,584,794	42,502,161	47,508,768	49,780,634	39,094,660	9,343,124	50,370,423	37,237,462	41,179,615	
C. Ending Balance: Excess (Deficiency) - Financial Reporting Basis		6,205,293	785,666	456,982	1,656,816	3,271,617	449,351	4,287,862	7,128,366	8,176,085	
C. Ending Balance: Excess (Deficiency) - Cash Reporting		6,498,315	1,078,688	816,730	2,016,564	3,691,365	449,351	4,647,610	7,158,058	8,384,889	
D. Net Increase (Decrease)		6,205,293	785,666	456,982	1,656,816	3,271,617	449,351	4,287,862	7,128,366	8,176,085	

Coversheet

Discuss and Vote to Recommend to the Full Board Approval of the April, 2023, Check Registers

Section: IV. Finance
Item: B. Discuss and Vote to Recommend to the Full Board Approval of the
April, 2023, Check Registers
Purpose: Vote
Submitted by:
Related Material: IV.B - Checking Register - Apr 2023.pdf
IV.B - Vendor YTD - Apr 2023.pdf
IV.B - General Register - Apr 2023.pdf
IV.B - ASB Register - Apr 2023.pdf
IV.B - Trust Balances - Apr 2023.pdf

Check Register

Account: 1796 General

El Camino Real HS

Apr 2023

Grand Total \$ 954,992.54

Date	Check Number	Name	Memo	Amount	Period	Fund/Program	Account	VOID
4/18/2023	17533	AT&T (CALNET)	03/23 INV#000019684724 BAN#9391080026 Phone Line	\$ 30.59	Apr 2023	General Operations	Communications	
4/3/2023	17534	The Cruz Center	01/23 Special Ed Services INV 3197	\$ 968.75	Apr 2023	Special Education	Non Instructional Consulting	
4/3/2023	17535	Child and Family Guidance Center	01/2023 Special Ed Services Northpoint	\$ 5,547.00	Apr 2023	Special Education	Non Instructional Consulting	
4/3/2023	17536	Child and Family Guidance Center	02/2023 Special Ed Services Northpoint	\$ 4,118.60	Apr 2023	Special Education	Non Instructional Consulting	
4/3/2023	17537	The Cruz Center	02/23 Special Ed Services INV 3219	\$ 375.00	Apr 2023	Special Education	Non Instructional Consulting	
4/3/2023	17538	Brooks Transportation Inc.	Buses Week of 3/13 - 3/17/2023 Inv. # 19818	\$ 6,000.00	Apr 2023	General Athletic	Field Trip	
4/4/2023	17539	Jerry Conca	JV Baseball 4/4/2023	\$ -	Apr 2023	General Athletics	Non Instructional Consulting	Voided
4/4/2023	17540	Jerry Conca	JV Baseball 4/4/2023	\$ 86.00	Apr 2023	General Athletics	Non Instructional Consulting	
4/4/2023	17541	Fernando Delgado	Paint for ECR	\$ 986.98	Apr 2023	General Operations	Operations Supplies	
4/5/2023	17542	Abdon Rosales	March Gardening Services for Shoup	\$ 1,000.00	Apr 2023	General Operations	Non Instructional Consulting	
4/5/2023	17543	Abdon Rosales	Gardening Service for Elco	\$ 1,500.00	Apr 2023	General Operations	Non Instructional Consulting	
4/5/2023	17544	4imprint, Inc.	INV 10662401 Pens for Schools tours	\$ 321.14	Apr 2023	General Operations	Non Instructional Materials	
4/5/2023	17545	Sacramento County of Education	History Day Conference	\$ 420.00	Apr 2023	General Academic	Fees	
4/5/2023	17546	Brooks Transportation Inc.	INV 19348 Santa Ana HS field trip - Consoletti 2/11	\$ 2,100.00	Apr 2023	NJROTC	Field Trip	
4/5/2023	17547	Brooks Transportation Inc.	INV 19426 Dance Guard Competition, La Serna HS - Clark 2/18	\$ 650.00	Apr 2023	General Academic - Scholastic Group	Field Trip	
4/5/2023	17548	Jones School Supply Co Inc	01938960 Awards & Pins for Seniors	\$ 243.35	Apr 2023	General Academic	Non Instructional Materials	
4/5/2023	17549	Law Offices of Young, Minney & Corr, LLP	03/15/2023 Legal Services INV 3644	\$ 13,346.00	Apr 2023	General Operations	Legal	
4/5/2023	17550	Mutual of Omaha	INV 001507485011 Voluntary Disability Insurance 03/23	\$ 1,065.77	Apr 2023	General Operations	Benefits	
4/10/2023	17551	AT&T 9221	22-Oct 818 887-9221 130	\$ 439.72	Apr 2023	General Operations	Communications	
4/10/2023	17552	AT&T 6340	22-Oct 818 888-6340 249	\$ 220.82	Apr 2023	General Operations	Communications	
4/11/2023	17553	Vex Robotics, Inc	INV 643276, 631899 Robotics - instructional materials	\$ 2,051.73	Apr 2023	General Academic - Scholastic Group	Instructional Materials - Robotics	
4/10/2023	17554	City of Los Angeles	INV 2816137 False Alarm Fee 12/30/2022	\$ 267.00	Apr 2023	General Operations	Repairs	
4/10/2023	17555	Brooks Transportation Inc.	INV 19760 Buses Week of 3/7 - 3/11/2023	\$ 5,000.00	Apr 2023	General Athletic	Field Trip	
4/10/2023	17556	Brooks Transportation Inc.	INV 19697 Magic Mountain field trip - Maury 3/17	\$ 1,200.00	Apr 2023	General Academic	Field Trip	
4/10/2023	17557	Brooks Transportation Inc.	INV 19751 LA Pierce College field trip - Murcia/Yi 3/16	\$ 500.00	Apr 2023	General Academic	Field Trip	
4/11/2023	17558	Self Insured Schools of California	03/23 CBR El Camino FSA	\$ 5,028.05	Apr 2023	General Operations	Benefits	
4/11/2023	17559	RPS El Camino Real Charter HS Charles Schwab & Co, Inc. 2563-4428	03/23 403(B) Plan 2563-4428 Charles Schwab	\$ 7,975.00	Apr 2023	General Operations	Benefits	
4/11/2023	17560	The Print Spot	inv 6310 Notepads	\$ 520.13	Apr 2023	General Operations	Non Instructional Materials	
4/11/2023	17561	Kurt Kerby	Var Baseball Official 4/12/2023	\$ 92.00	Apr 2023	General Athletics	Non Instructional Consulting	

Check Register

Account: 1796 General

El Camino Real HS

Apr 2023

Grand Total \$ 954,992.54

Date	Check Number	Name	Memo	Amount	Period	Fund/Program	Account	VOID
4/11/2023	17562	Larry Crino	Var Baseball Official 4/12/2023	\$ 92.00	Apr 2023	General Athletics	Non Instructional Consulting	
4/11/2023	17563	Mike Venarde	Softball Official 4/12/2023 Var	\$ 81.00	Apr 2023	General Athletics	Non Instructional Consulting	
4/11/2023	17564	Dwayne Johnson	Softball Official 4/12/2023 Var	\$ 81.00	Apr 2023	General Athletics	Non Instructional Consulting	
4/11/2023	17565	Corner Bakery	INV 2387231 College Office: Spring Career Fair 2023	\$ 574.50	Apr 2023	General Operations	Non Instructional Supplies	
4/11/2023	17566	Corner Bakery	INV 2397200 AVID Retreat 4/12	\$ 169.80	Apr 2023	General Operations	Non Instructional Supplies	
4/11/2023	17567	Carissa Mendez	4/11/2023 Boys Volleyball JV & Var	\$ 136.00	Apr 2023	General Athletics	Non Instructional Consulting	
4/11/2023	17568	Mark Arthur	4/11/2023 Boys Volleyball JV & Var	\$ 138.00	Apr 2023	General Athletics	Non Instructional Consulting	
4/11/2023	17569	Canyon High School	4/29/2023 Jazz Festival	\$ 450.00	Apr 2023	General Academic - Scholastic Group	Fees	
4/11/2023	17570	West Ranch High School Band Boosters	05/20/2023 Jazz at the Ranch	\$ 450.00	Apr 2023	General Academic - Scholastic Group	Fees	
4/11/2023	17571	Moxie Road, Inc (Five Star Painting of Woodland Hills)	Exterior Painting Services. Front facade of the school.	\$ 16,266.67	Apr 2023	General Operations	Repairs	
4/12/2023	17572	Department of Justice (State of CA)	10/22 Fingerprint Apps	\$ 192.00	Apr 2023	General Operations	Fingerprinting	
4/12/2023	17573	American Fidelity Assurance Company	INV# D572565 Supplemental Employee Benefits	\$ 3,962.47	Apr 2023	General Operations	Benefits	
4/13/2023	17574	Purchase Power (Pitney Bowes)	03/23 Postage Meter and Supplies	\$ 520.99	Apr 2023	General Operations	Communications	
4/13/2023	17575	Phase II Systems (Public Agency Retirement Services - PARS)	01/23 INV# 52605 PARS ARS Fees	\$ 357.55	Apr 2023	General Operations	Benefits	
4/13/2023	17576	Department of Justice (State of CA)	03/23 Fingerprint Apps	\$ 32.00	Apr 2023	General Operations	Fingerprinting	
4/13/2023	17577	Verizon Wireless	03/23 INV# 9929550978 Communication Services	\$ 418.11	Apr 2023	General Operations	Communications	
4/13/2023	17578	Stats Medic LLC	0002184 AP Stats Exam Review	\$ 2,293.90	Apr 2023	General Academic	Instructional Materials - Mathematics	
4/13/2023	17579	Brenda M Serpas	1101 Padres Latinos Workshop - Partial Payment	\$ 5,000.00	Apr 2023	ESSER III	Non Instructional Consulting	
4/13/2023	17580	LUCAS MARTINEZ	Shoup Campus Mileage	\$ 177.16	Apr 2023	General Operations	Mileage	
4/13/2023	17581	Yantzer brothers heating and air inc	I-2985-2 I-2985-1 Labor	\$ 6,269.50	Apr 2023	General Operations	Repairs	
4/13/2023	17582	Michael Consoletti	NJROTC EXPENSES	\$ 601.86	Apr 2023	NJROTC	Non Instructional Supplies	
4/13/2023	17583	FedEx	INV 8-034-81773 FedEx Express Services	\$ 603.62	Apr 2023	General Operations	Communications	
4/13/2023	17584	FedEx	INV 7-964-74174 FedEx Express Services	\$ 44.34	Apr 2023	General Operations	Communications	
4/13/2023	17585	FedEx	INV 8-086-31511 FedEx Express Services	\$ 86.13	Apr 2023	General Operations	Communications	
4/13/2023	17586	FedEx	9-647-14786 FedEx Express Services	\$ 48.29	Apr 2023	General Operations	Communications	
4/13/2023	17587	Heal the Bay Aquarium	4/18/2023 Fieldtrip to Aquarium	\$ 300.00	Apr 2023	Special Education	Field Trip	
4/18/2023	17588	AT&T (CALNET)	03/23 INV# 000019684725 BAN#9391080027 Phone Line	\$ 27.11	Apr 2023	General Operations	Communications	
4/18/2023	17589	AT&T (CALNET)	03/23 INV# 000019684727 BAN#9391080076 Phone Line	\$ 27.11	Apr 2023	General Operations	Communications	
4/18/2023	17590	AT&T (CALNET)	03/23 INV#000019684723 BAN#9391080024 Phone Line	\$ 27.11	Apr 2023	General Operations	Communications	
4/18/2023	17591	T-Mobile US, Inc.	23-Apr 969604280 - WiFi Student Hot Spots	\$ 6,800.00	Apr 2023	ESSER III	Communications	
4/13/2023	17592	SoCalGas	03/23 Gas Charges for Shoup Acct 163 513 3769 2	\$ 23.33	Apr 2023	General Operations	Utilities	

Check Register

Account: 1796 General

El Camino Real HS

Apr 2023

Grand Total \$ 954,992.54

Date	Check Number	Name	Memo	Amount	Period	Fund/Program	Account	VOID
4/14/2023	17593	Craig Frazier	4/15/2023 Var Baseball Official	\$ 92.00	Apr 2023	General Athletics	Non Instructional Consulting	
4/14/2023	17594	Robert Potter	4/15/2023 Varsity Baseball Official	\$ 92.00	Apr 2023	General Athletics	Non Instructional Consulting	
4/14/2023	17595	Moore, John	4/14/2023 Varsity Softball Official	\$ 81.00	Apr 2023	General Athletics	Non Instructional Consulting	
4/14/2023	17596	Garth Sanders	4/14/2023 Varsity Softball Official	\$ 81.00	Apr 2023	General Athletics	Non Instructional Consulting	
4/14/2023	17597	Enrique Velarde	4/14/2023 JV Baseball Officials	\$ 86.00	Apr 2023	General Athletics	Non Instructional Consulting	
4/14/2023	17598	California Mathematics League	INV 27705-33 Math Contests (CML)	\$ 90.00	Apr 2023	General Academic - Scholastic Group	Fees	
4/14/2023	17599	Floral Passion LLC	INV 1784 Flowers for Senior Awards	\$ 739.13	Apr 2023	General Academic	Non Instructional Materials	
4/17/2023	17600	Brooks Transportation Inc.	Little Rock HS field trip/ Colorguard - Hooper 3/18	\$ 785.00	Apr 2023	General Academic - Scholastic Group	Field Trip	
4/17/2023	17601	Brooks Transportation Inc.	Newbury Park HS field trip - Thurow 3/18	\$ 525.00	Apr 2023	General Academic - Scholastic Group	Field Trip	
4/17/2023	17602	Brooks Transportation Inc.	Oxford Academy field trip - Carter 3/18	\$ 875.00	Apr 2023	General Academic	Field Trip	
4/18/2023	17603	Corner Bakery	INV2404162 CTE retreat 4/18	\$ 87.45	Apr 2023	General Operations	Non Instructional Supplies	
4/18/2023	17604	Adrin Santiago	JV Baseball Official 4/19/2023	\$ 104.00	Apr 2023	General Athletics	Non Instructional Consulting	
4/18/2023	17605	Kent Jacobsen	Softball Official 4/19/2023 Var	\$ 81.00	Apr 2023	General Athletics	Non Instructional Consulting	
4/18/2023	17606	Joseph Conte	Softball Official 4/19/2023 Var	\$ 81.00	Apr 2023	General Athletics	Non Instructional Consulting	
4/18/2023	17607	William Sollima	Boys Volleyball Official 4/19/2023 JV & Var	\$ 136.00	Apr 2023	General Athletics	Non Instructional Consulting	
4/18/2023	17608	Lee Barnathan	Boys Volleyball Official 4/19/2023 JV & Var	\$ 138.00	Apr 2023	General Athletics	Non Instructional Consulting	
4/21/2023	17609	Bargreen Ellingson Inc	inv 010847720 Cafeteria equipment: Prrofig Cabinets	\$ 7,833.05	Apr 2023	Cafeteria	Non Capital Equipment	
4/18/2023	17610	Anna Singer	4/18/2023 Girls Lacrosse	\$ 96.00	Apr 2023	General Athletic	Non Instructional Consulting	
4/18/2023	17611	Mackenzie H Wright	4/18/2023 Girls Lacrosse	\$ 96.00	Apr 2023	General Athletic	Non Instructional Consulting	
4/19/2023	17612	Corner Bakery	INV 2401737 Alt Ed Retreat 4/19	\$ 68.94	Apr 2023	General Operations	Non Instructional Supplies	
4/19/2023	17613	Corner Bakery	INV 2404169 11th grade PLC English retreat 4/20	\$ 77.40	Apr 2023	General Operations	Non Instructional Supplies	
4/19/2023	17614	Impact Cheer & Tumbling	1/16/23 Cheer Coaching	\$ 975.00	Apr 2023	General Academic - Scholastic Group	Non Instructional Consulting	
4/20/2023	17615	Holiday Inn Carlsbad San Diego	04/21-04/23/2023 Speech and Debate	\$ 2,089.18	Apr 2023	General Academic - Scholastic Group	Fees	
4/20/2023	17616	Southern California Journalism Education Association	22882 JEA national Media Comp	\$ 280.00	Apr 2023	General Academic - Scholastic Group	Fees	

Check Register

Account: 1796 General

El Camino Real HS

Apr 2023

Grand Total \$ 954,992.54

Date	Check Number	Name	Memo	Amount	Period	Fund/Program	Account	VOID
4/21/2023	17617	Robert Rosen	Track Starter 3/27/2023	\$ 145.00	Apr 2023	General Athletics	Non Instructional Consulting	
4/21/2023	17618	Garth Sanders	4/21/2023 Softball Official Var	\$ 81.00	Apr 2023	General Athletics	Non Instructional Consulting	
4/21/2023	17619	Roger Nelson	4/21/2023 Baseball Official Varsity	\$ 92.00	Apr 2023	General Athletics	Non Instructional Consulting	
4/21/2023	17620	Rafael Vega	4/21/2023 Baseball Official Varsity	\$ 110.00	Apr 2023	General Athletics	Non Instructional Consulting	
4/21/2023	17621	David Rosenberg	4/21/2023 Softball Official Var	\$ 81.00	Apr 2023	General Athletics	Non Instructional Consulting	
4/21/2023	17622	San Pedro High School Student Body	INV 22-23/001 Boys Water Polo Playoff Game Fee 11/3/2022	\$ 83.00	Apr 2023	General Athletics	Non Instructional Consulting	
4/24/2023	17623	Rent-It	2 20' box trucks for event on 3-5-23 @ Monrovia HS.	\$ 378.37	Apr 2023	General Academic - Scholastic Group	Rentals	
4/24/2023	17624	Rent-It	inv 00261352 20' box trucks for 3-19-22 competition to Great Oaks High school	\$ 230.01	Apr 2023	General Academic - Scholastic Group	Rentals	
4/25/2023	17625	Rent-It	inv 00261351 20' box trucks for 3-19-22 competition to Great Oaks High school	\$ 228.32	Apr 2023	General Academic - Scholastic Group	Rentals	
4/25/2023	17626	AT&T 8815	23-Apr 818 884-8815 516	\$ 264.80	Apr 2023	General Operations	Communications	
4/25/2023	17627	AT&T 0810	23-Apr 818 716-0810 246	\$ 230.29	Apr 2023	General Operations	Communications	
4/25/2023	17628	Simon Wiesenthal Center, Inc.	Field trip tickets to the Museum of Tolerance 5/17/23	\$ 2,520.00	Apr 2023	General Academic - Scholastic Group	Fees	
4/25/2023	17629	Brooks Transportation Inc.	Buses Week of 3/20/2023 - 3/23/2023 Inv# 19878	\$ 3,500.00	Apr 2023	General Athletic	Field Trip	
4/25/2023	17630	Brooks Transportation Inc.	Buses Week of 3/27 - 3/30/2023 Inv#19938	\$ 5,500.00	Apr 2023	General Athletic	Field Trip	
4/25/2023	17631	PS KOSHER FOOD WORKS, INC	inv 4533 Food for 5/17/23 Field Trip	\$ 1,842.34	Apr 2023	General Academic - Scholastic Group	Non Instructional Materials	
4/25/2023	17632	Amazon	inv 19LY-MW1K-9RLV Label Machine	\$ 535.20	Apr 2023	General Operations	Non Instructional Supplies	
4/27/2023	17633	New Tangram, LLC	Phase 1 of Construction project for Hallway/Foyer modernization	\$ 107,388.99	Apr 2023	General Operations	Capital	
4/24/2023	17634	Self Insured Schools of California	4/15/23 CBR El Camino FSA	\$ 383.08	Apr 2023	General Operations	Benefits	
4/24/2023	17635	Brooks Transportation Inc.	19860 West Ranch HS field trip/ P.6 Adv. Band - Thurow 3/29	\$ 600.00	Apr 2023	General Academic - Scholastic Group	Field Trip	
4/24/2023	17636	ORACLE Enterprises	INV1559698 additional netsuite accounts	\$ -	Apr 2023	General Operations	Subscriptions	Voided
4/25/2023	17637	National Speech & Debate Association	98905 6/11-16 National Speech and Debate Competition	\$ 350.00	Apr 2023	General Academic - Scholastic Group	Fees	
4/25/2023	17638	Matthew Wright	Color Guard refund for Supplies	\$ 714.62	Apr 2023	General Academic - Scholastic Group	Non Instructional Materials	
4/26/2023	17639	AT&T 6340	23-Apr 818 888-6340 249	\$ 230.21	Apr 2023	General Operations	Communications	
4/26/2023	17640	AT&T 9221	23-Apr 818 887-9221 130	\$ -	Apr 2023	General Operations	Communications	Voided
4/26/2023	17642	The Village Nation	INV ECRCHS20230427-01Q TVN California Black College Tour - UC Santa Barbara	\$ -	Apr 2023	General Academic - Scholastic Group	Fees	Voided

Check Register

Account: 1796 General

El Camino Real HS

Apr 2023

Grand Total \$ 954,992.54

Date	Check Number	Name	Memo	Amount	Period	Fund/Program	Account	VOID
4/26/2023	17643	The Village Nation	INV ECRCHS20230427-01Q TVN California Black College Tour - UC Santa Barbara	\$ -	Apr 2023	General Academic - Scholastic Group	Fees	Voided
4/26/2023	17644	The Village Nation	INV ECRCHS20230427-01Q TVN California Black College Tour - UC Santa Barbara	\$ 2,500.00	Apr 2023	General Academic - Scholastic Group	Fees	
4/26/2023	17645	FedEx	INV 9-642-49287 FedEx Express Services	\$ 3.55	Apr 2023	General Operations	Communications	
4/26/2023	17646	Ralph Peck	4/26/2023 Baseball Official Varsity	\$ 92.00	Apr 2023	General Athletics	Non Instructional Consulting	
4/26/2023	17647	Chris Levenson	4/26/2023 Baseball Official Varsity	\$ 92.00	Apr 2023	General Athletics	Non Instructional Consulting	
4/26/2023	17648	Moore, John	4/26/2023 Softball Official Var	\$ 81.00	Apr 2023	General Athletics	Non Instructional Consulting	
4/26/2023	17649	AP fbo EdLogical Group Corp	03/23 Non-Special Edlogical Services INV 91362418	\$ 20,678.69	Apr 2023	ESSER III	Non Instructional Consulting	
4/26/2023	17650	Prime Booths LLC	INV 20230323-04 Open Air Booth	\$ 566.60	Apr 2023	General Academic	Non Instructional Materials	
4/26/2023	17651	Donny Elmasry	4/25/2023 Girls Lacrosse	\$ 115.00	Apr 2023	General Athletic	Non Instructional Consulting	
4/26/2023	17652	Scott Matthews	4/26/2023 Varsity Softball Official	\$ 81.00	Apr 2023	General Athletics	Non Instructional Consulting	
4/27/2023	17653	Esther Yanez	04/27/23 Balloon Arch	\$ 280.00	Apr 2023	General Academic	Non Instructional Materials	
4/28/2023	17654	AFSCME District Council 36	03/23 Union Dues	\$ 1,932.01	Apr 2023	General Operations	Union Dues	
4/28/2023	17655	U.S Bank PARS Account #6746022400	03/23 #6746022400 PARS Contributions	\$ 3,633.26	Apr 2023	General Operations	Benefits	
4/28/2023	17656	UTLA	03/23 Union Dues Certificated	\$ 15,021.66	Apr 2023	General Operations	Union Dues	
4/27/2023	17657	Brooks Transportation Inc.	INV 18883 Mata Medieval Times Field Trip 2/28/23	\$ 600.00	Apr 2023	General Academic	Field Trip	
4/27/2023	17658	CONFIDENTIAL	OAH Case #2022110404 Settlement	\$ 2,600.00	Apr 2023	Special Education	Legal	
4/27/2023	17659	The Cruz Center	03/23 Special Ed Services INV 3241	\$ 468.75	Apr 2023	Special Education	Non Instructional Consulting	
4/28/2023	17660	Law Offices of Young, Minney & Corr, LLP	01/23 Legal Services INV 2657	\$ 2,655.50	Apr 2023	Special Education	Legal	
4/28/2023	17661	Ray Lombardo	JV Baseball Official 4/28/2023	\$ 86.00	Apr 2023	General Athletics	Non Instructional Consulting	
4/28/2023	17662	Ventura County Office of Education Business	INV AR23-00708 Teacher induction cost and registration - Ventura County Office Of Education	\$ 17,475.00	Apr 2023	Educator Effectivness	Non Instructional Consulting	
4/28/2023	17663	BSN Sports LLC	INV 920567130 Boys Lacrosse Uniforms	\$ -	Apr 2023	General Athletics	Non Instructional Materials	Voided
4/28/2023	17664	Flinn Scientific Inc.	INV 2800296 Science Supplies	\$ 12,066.67	Apr 2023	General Academic	Instructional Materials - Science	
4/28/2023	17669	Zabrina Zahariades	Classroom Supplies	\$ 232.35	Apr 2023	General Academic	Instructional Materials - Alt Ed	
4/28/2023	17670	Robyn Ebert	History Day Conference	\$ 951.06	Apr 2023	General Academic	Non Instructional Materials	
4/22/2023	33584	ICON School Management	INV 1287 04/23 Charter School Consulting	\$ 8,000.00	Apr 2023	General Operations - Business	Business Consulting	
4/22/2023	33585	RPS El Camino Real Charter HS Charles Schwab & Co, Inc. 2563-4428	4/15/23 403(B) Plan 2563-4428 Charles Schwab	\$ 150.00	Apr 2023	General Operations	Benefits	

Check Register

Account: 1796 General

El Camino Real HS

Apr 2023

Grand Total \$ 954,992.54

Date	Check Number	Name	Memo	Amount	Period	Fund/Program	Account	VOID
4/22/2023	33586	Law Offices of Young, Minney & Corr, LLP	04/23 Legal Services INV 3789	\$ 846.00	Apr 2023	General Operations	Legal	
4/4/2023	SPACH1373	Stephanie Franklin	State Competition	\$ 350.00	Apr 2023	General Academic - Scholastic Group	Fees	
4/5/2023	SPACH1374	ChildCare Careers, LLC (The Education Team)	602009 Substitutes 3/13-3/17/23	\$ 2,108.47	Apr 2023	General Academic	Substitutes	
4/5/2023	SPACH1375	Stephanie Franklin	State Competition	\$ 4,918.54	Apr 2023	General Academic - Scholastic Group	Fees	
4/5/2023	SPACH1376	ChildCare Careers, LLC (The Education Team)	587310 Substitutes 1/23/1/27/23	\$ 3,728.06	Apr 2023	General Academic	Substitutes	
4/5/2023	SPACH1377	ChildCare Careers, LLC (The Education Team)	597896 Substitutes 2/28-3/3/23	\$ 3,728.06	Apr 2023	General Academic	Substitutes	
4/5/2023	SPACH1378	ChildCare Careers, LLC (The Education Team)	595690 Substitutes 2/21/2023-2/24	\$ 2,439.25	Apr 2023	General Academic	Substitutes	
4/5/2023	SPACH1379	ChildCare Careers, LLC (The Education Team)	600082 Substitutes 3/6-3/10/2023	\$ 3,096.64	Apr 2023	General Academic	Substitutes	
4/6/2023	SPACH1380	Golden Star Technology, Inc	INV87622 Server Backup Annual Renewal	\$ 2,237.06	Apr 2023	General Technology	Subscriptions	
4/11/2023	SPACH1381	Allied Private Investigations & Security Services, LLC	INV ELC 2302 D Security Services 02/28/23	\$ 50.93	Apr 2023	General Operations	Security	
4/11/2023	SPACH1382	Allied Private Investigations & Security Services, LLC	INV ELC 2302 C Security Services 02/11/23	\$ 548.52	Apr 2023	General Operations	Security	
4/11/2023	SPACH1383	Allied Private Investigations & Security Services, LLC	INV ELC 2302 B Security Services 02/07/23	\$ 43.88	Apr 2023	General Operations	Security	
4/11/2023	SPACH1384	Cengage Learning Inc	INV 80912217 Books	\$ 1,728.46	Apr 2023	General Academic	Textbooks - ELD	
4/11/2023	SPACH1385	Impact Philanthropy Group (Sage SoCal)	April 1, 2023 Health Mental Services	\$ 38,000.00	Apr 2023	ESSER III	Non Instructional Consulting	
4/11/2023	SPACH1386	Allied Private Investigations & Security Services, LLC	INV ELC 2302 A Security Services 02/01/23	\$ 254.68	Apr 2023	General Operations	Security	
4/12/2023	SPACH1387	Scout Education Inc	37358 Substitutes 3/6-3/2023	\$ 1,317.00	Apr 2023	General Academic	Substitutes	
4/12/2023	SPACH1388	Scout Education Inc	38638 Substitutes 3/20-3/23/23	\$ 2,634.00	Apr 2023	General Academic	Substitutes	
4/12/2023	SPACH1389	Scout Education Inc	38638 Substitutes 3/20-3/23/23	\$ 18,122.00	Apr 2023	General Academic	Substitutes	
4/12/2023	SPACH1390	Scout Education Inc	36599 Substitutes 2/27/23-3/3/23	\$ 2,195.00	Apr 2023	General Academic	Substitutes	
4/12/2023	SPACH1391	Scout Education Inc	38056 Substitutes 3/14-3/16/23	\$ 1,317.00	Apr 2023	General Academic	Substitutes	
4/12/2023	SPACH1392	Scout Education Inc	35967 Substitutes 2/21-2/23/23	\$ 17,467.00	Apr 2023	General Academic	Substitutes	
4/12/2023	SPACH1393	Scout Education Inc	35955 Substitutes 2/21-2/24/23	\$ 2,634.00	Apr 2023	General Academic	Substitutes	
4/13/2023	SPACH1394	Figdesign Inc	3477 Decal Removal and Print service	\$ 1,341.05	Apr 2023	General Operations	Repairs	
4/14/2023	SPACH1395	Cross Country Staffing, Inc.	INV DE87730 Psych Services - Special Ed Services	\$ 3,000.00	Apr 2023	Special Education	Non Instructional Consulting	
4/14/2023	SPACH1396	Figdesign Inc	3456 Light Pole	\$ 350.00	Apr 2023	General Operations	Non Instructional Materials	
4/14/2023	SPACH1397	Figdesign Inc	INV 3471 Canopy's	\$ 2,577.14	Apr 2023	General Operations	Non Instructional Materials	
4/14/2023	SPACH1398	Nettime Solutions LLC	03/23 INV 131034 stratustime Monthly Subscription	\$ 50.00	Apr 2023	General Technology	Subscriptions	

Check Register

Account: 1796 General

El Camino Real HS

Apr 2023

Grand Total \$ 954,992.54

Date	Check Number	Name	Memo	Amount	Period	Fund/Program	Account	VOID
4/14/2023	SPACH1399	Gordon Rees Scully Mansukhani, LLP (Gordon & Rees LLP)	INV 21295578 3/20/23	\$ 804.00	Apr 2023	General Operations	Legal	
4/14/2023	SPACH1400	The Print Spot	6428 College Office Senior awards	\$ 126.18	Apr 2023	General Academic	Instructional Materials - Counseling	
4/14/2023	SPACH1401	Gordon Rees Scully Mansukhani, LLP (Gordon & Rees LLP)	INV 21295583 Legal Services 03/22/2023	\$ 2,671.60	Apr 2023	General Operations	Legal	
4/14/2023	SPACH1402	Nicole Gamez	Smart and Final Purchase	\$ 151.23	Apr 2023	CTE	Instructional Materials - Career/Voc Ed/Arts	
4/14/2023	SPACH1403	College Board	INV EA00169862 Student Books	\$ 48,620.00	Apr 2023	General Academic	Textbooks - English	
4/14/2023	SPACH1404	Allied Private Investigations & Security Services, LLC	INV ELC 2302 Security Services 02/01-02/28/23	\$ 41,344.99	Apr 2023	General Operations	Security	
4/14/2023	SPACH1405	J Thayer Company	INV 1612599-0 Desktop Scanner	\$ 1,026.40	Apr 2023	General Operations	Operations Supplies	
4/14/2023	SPACH1406	Staples Business Advantage	8069137727 English Dept Spring Supplies Order	\$ 808.27	Apr 2023	General Academic	Instructional Materials - English	
4/14/2023	SPACH1407	Figdesign Inc	3476 banner Pole	\$ 2,289.59	Apr 2023	General Operations	Non Instructional Materials	
4/14/2023	SPACH1408	Nicole Gamez	Mileage for field trip 3/3/23;3/24; 4/21	\$ 103.49	Apr 2023	CTE	Instructional Materials - Career/Voc Ed/Arts	
4/15/2023	SPACH1409	Guardian International Solutions Inc	INV #02 01/23-02/23	\$ 6,242.54	Apr 2023	General Academic	Security	
4/15/2023	SPACH1410	Judy McLean	03/23 Payroll Services INV 3178	\$ 2,350.00	Apr 2023	General Operations	Non Instructional Consulting	
4/15/2023	SPACH1411	Chartwells Division Services	3/23 Cafeteria Services INVK40349073	\$ 184,001.33	Apr 2023	Cafeteria	Food/Non Instructional Consulting	
4/19/2023	SPACH1412	The Print Spot	INV 6289 3 rubber self-inking stamps for Student Support Services	\$ 148.88	Apr 2023	Special Education	Instructional Materials - Special Ed	
4/19/2023	SPACH1413	Siteimprove, Inc.	INV US-10938 Subscription service fee March 2023-March 2024	\$ 4,048.08	Apr 2023	General Technology	Non Capital Equipment	
4/19/2023	SPACH1414	The Print Spot	Subject Grade Report for Alternative Education Program	\$ 498.23	Apr 2023	General Academic	Instructional Materials - Alt Ed	
4/19/2023	SPACH1415	Golden Star Technology, Inc	INV84552 Renewal for Aruba 7210 secondary mobility controller	\$ 5,520.62	Apr 2023	General Technology	Non Capital Equipment	
4/20/2023	SPACH1416	Figdesign Inc	3474 ECR LOGO	\$ 980.00	Apr 2023	General Operations	Non Instructional Materials	
4/20/2023	SPACH1417	Figdesign Inc	3469 New ECR Business Cards for Staff	\$ 382.25	Apr 2023	General Operations	Non Instructional Materials	
4/21/2023	SPACH1418	ChildCare Careers, LLC (The Education Team)	604016 Substitutes 3/20-3/24/23	\$ 1,521.07	Apr 2023	General Academic	Substitutes	
4/22/2023	SPACH1419	Amazon	inv 1Q3K-3VMH-DPDF 1 Stereo system for AP Spanish Lang class	\$ 394.14	Apr 2023	General Academic	Instructional Supplies - World Languages	
4/22/2023	SPACH1420	Amazon	1YDN-G93T-DRQ9 Office Supplies	\$ 90.45	Apr 2023	General Academic	Instructional Supplies - Counseling	
4/22/2023	SPACH1421	Amazon	inv 1YDN-G93T-DKW6 30 handheld digital recorders for AP exams	\$ 76.60	Apr 2023	General Academic	Instructional Supplies - Counseling	
4/22/2023	SPACH1422	Amazon	14KX-D1R9-G1W4 Instructional Supplies	\$ 1,579.38	Apr 2023	General Academic	Instructional Supplies - Career Voc Ed Arts	

Check Register

Account: 1796 General

El Camino Real HS

Apr 2023

Grand Total \$ 954,992.54

Date	Check Number	Name	Memo	Amount	Period	Fund/Program	Account	VOID
4/22/2023	SPACH1423	Amazon	inv 1FDN-J6DH-3MPG Office supplies Main Office business office	\$ 555.00	Apr 2023	General Operations	Non Instructional Supplies	
4/22/2023	SPACH1424	Amazon	inv 136N-QMYR-CYDD Competition Equipment	\$ 1,547.22	Apr 2023	General Academic	Instructional Supplies - Career Voc Ed Arts	
4/22/2023	SPACH1425	Amazon	inv 1PMJ-4NNC-4RCX Office Supplies	\$ 98.58	Apr 2023	General Operations - Business	Non Instructional Supplies	
4/22/2023	SPACH1426	Amazon	INV 1Y94-9XTF-CTFD office supplies	\$ 934.95	Apr 2023	General Academic	Instructional Supplies - Mathematics	
4/22/2023	SPACH1427	Amazon	inv 11LK-NGW1-DCK3 Classroom Supplies	\$ 366.09	Apr 2023	General Academic	Instructional Supplies - Social Studies	
4/22/2023	SPACH1428	Amazon	inv 16M3-K9TD-CQNY Supplies	\$ 558.77	Apr 2023	General Technology	Non Instructional Supplies	
4/22/2023	SPACH1429	Amazon	inv 13K4-9PPW-679P Suturing kits for physiology and human body systems	\$ 663.39	Apr 2023	General Academic	Instructional Supplies - Science	
4/22/2023	SPACH1430	Amazon	inv 1KFW-GG6W-D3RL replenishing office supplies	\$ 391.05	Apr 2023	General Academic	Instructional Supplies - Counseling	
4/22/2023	SPACH1431	Amazon	INV 1VQL-DHKC-7WF1 Office supplies copy media center	\$ 479.26	Apr 2023	General Operations - Business	Non Instructional Supplies	
4/26/2023	SPACH1432	Amazon	inv 1HH9-NVFG-D9P9 cafeteria	\$ 162.87	Apr 2023	Cafeteria	Non Instructional Supplies	
4/26/2023	SPACH1433	Amazon Web Services	INV 1288831653 AWS Service Charges	\$ 993.52	Apr 2023	General Technology	Subscriptions	
4/26/2023	SPACH1434	M & S Technology Group, LLC (The Circle)	165549 2/2023 Printing Services	\$ 1,903.20	Apr 2023	General Technology	Repairs	
4/26/2023	SPACH1435	Figdesign Inc	3478 Light Pole Banner	\$ 512.06	Apr 2023	General Operations	Non Instructional Materials	
4/26/2023	SPACH1436	Amazon	inv 14ND-QTPJ-9QGG 2023 Senior Awards	\$ 266.53	Apr 2023	General Academic	Instructional Supplies - Counseling	
4/26/2023	SPACH1437	Amazon	inv 1FM6-94G6-CV7D refill supplies	\$ 234.46	Apr 2023	General Operations - Business	Non Instructional Supplies	
4/26/2023	SPACH1438	Vista Paint Corporation	2023-937663-00 B&G Supplies	\$ 16.33	Apr 2023	General Operations	Operations Supplies	
4/26/2023	SPACH1439	Amazon	inv 1Q3K-3VMH-DM11 Yearbook Supplies	\$ 435.81	Apr 2023	General Academic	Instructional Supplies - Yearbook	
4/26/2023	SPACH1440	McCalla Company	078505 buildings and ground	\$ 1,680.26	Apr 2023	General Operations	Operations Supplies	
4/28/2023	SPACH1441	Inspire Communication, Inc	INV EC2023331 Speech-Language Services 03/23	\$ 25,415.00	Apr 2023	Special Education	Non Instructional Consulting	
4/28/2023	SPACH1442	Smart & Final	Acct# 512005 2303-01	\$ 708.99	Apr 2023	CTE	Instructional Materials - Career/Voc Ed/Arts	
4/29/2023	SPACH1443	LogMein USA, Inc.	INV IN7101880722 VOIP Phone system	\$ 2,884.50	Apr 2023	General Technology	Communications	
4/29/2023	SPACH1444	McCalla Company	071456 B&G Supplies	\$ 1,699.44	Apr 2023	General Operations	Operations Supplies	
4/29/2023	SPACH1445	Guardian International Solutions Inc	INV #06 03/23-04/23	\$ 3,638.05	Apr 2023	General Academic	Security	
4/29/2023	SPACH1446	ChildCare Careers, LLC (The Education Team)	606044 Substitutes 3/9-3/30/23	\$ 552.64	Apr 2023	General Academic	Substitutes	
4/29/2023	SPACH1447	Scoot Education Inc	39332 Substitutes 3/27-3/30/23	\$ 2,634.00	Apr 2023	General Academic	Substitutes	
4/30/2023	SPACH1448	Piece of Mind Care Services	INV 00000138 SpEd Services 03/2023	\$ 123,804.85	Apr 2023	Special Education	Non Instructional Consulting	

Check Register

Account: 1796 General

El Camino Real HS

Apr 2023

Grand Total \$ 954,992.54

Date	Check Number	Name	Memo	Amount	Period	Fund/Program	Account	VOID
4/30/2023	SPACH1449	Scoot Education Inc	38647 Substitutes 3/20-3/24/23	\$ 19,249.00	Apr 2023	General Academic	Subsitutes	

El Camino Real Charter High School
A/P Vendor Month/YTD
April 2023

Vendor Name	Apr 2023	Grand Total
3477 Solupay	\$ 912.97	\$ 967.96
360 Custom Commercial Kitchen		\$ 23,100.00
4imprint, Inc.	\$ 321.14	\$ 321.14
818 Cleaners		\$ 8,334.00
Abdon Rosales	\$ 2,500.00	\$ 13,650.00
Accrediting Commission for Schools		\$ 1,610.00
Administrative Services CO-OP DbA Yellow Cab		\$ 11,642.40
Adobe Systems Incorporated		\$ 1,800.00
Adrian Medellin Salcedo		\$ 975.00
Adrin Santiago	\$ 190.00	\$ 190.00
Aeries Software		\$ 24,648.05
Afolabi, Muideen		\$ 146.00
AFSCME District Council 36	\$ 1,932.01	\$ 20,487.20
Ahmed Ibrahim		\$ 89.00
AKD Ink/AKidzdream Inc		\$ 4,218.56
Aleksandr Mikhailov		\$ 150.00
Alex Gorin		\$ 244.00
Algae Solutions, Inc. (Advantidge)		\$ 2,455.35
Alison Tran		\$ 250.00
Alison Yedor		\$ 837.18
All American Sports Corp. (Riddell/All American)		\$ 11,411.84
Allen Sorlisyaghoub		\$ 72.00
Allied Private Investigations & Security Services, LLC	\$ 42,243.00	\$ 397,200.27
Allison Lee		\$ 113.84
Alonzo Solarez		\$ 88.79
Alyssa Lee		\$ 4,342.42
Amanda N Sanchez		\$ 438.50
Amazon	\$ 9,369.75	\$ 86,794.12
Amazon Web Services	\$ 993.52	\$ 16,363.75
American Choral Directors Association		\$ 125.00
American Fidelity Assurance Company	\$ 3,962.47	\$ 47,456.46
American Scholastic Evaluation/ American Scholastic Mathematics Assn		\$ 100.00
Amie Yansick		\$ 3.50
Anastacia Yolo		\$ 500.00
Andrew Krezinger		\$ 600.00
Anita Gruen		\$ 899.40
Anna Singer	\$ 96.00	\$ 96.00
Anthony Corona		\$ 188.00
AP fbo EdLogical Group Corp	\$ 20,678.69	\$ 266,036.05
Ares Sportswear		\$ 1,741.30
Arrae Promotions		\$ 7,300.00
Arthur J. Gallagher & Co. Insurance Brokers of CA., Inc.		\$ 10,516.42
AT&T (CALNET)	\$ 111.92	\$ 1,107.13
AT&T 0810	\$ 230.29	\$ 2,918.81
AT&T 3635		\$ 2,626.49
AT&T 4152		\$ 2,513.95
AT&T 6340	\$ 451.03	\$ 2,338.72
AT&T 8815	\$ 264.80	\$ 2,794.19

El Camino Real Charter High School
A/P Vendor Month/YTD
April 2023

Vendor Name	Apr 2023	Grand Total
AT&T 9132		\$ 19,402.50
AT&T 9221	\$ 898.39	\$ 4,719.54
Atkinson, Andelson, Loya, Ruud And Romo		\$ 949.00
AUDRA HERRERA		\$ 160.00
Austin Onwudachi		\$ 192.59
AV Masters, Inc		\$ 2,632.45
Avedis Zildjian Company		\$ 829.83
Aviata Sports LLC		\$ 1,322.50
AVID Center		\$ 4,809.00
B&H Foto & Electronics Corp		\$ 20,223.99
Bailey Hooper		\$ 4,170.58
Barbara Stanoff		\$ 243.47
Bargreen Ellingson Inc	\$ 7,833.05	\$ 191,959.33
Ben Hunter		\$ 133.00
Benedictine College		\$ 150.00
Beth Corbett		\$ 2,522.38
Bilingual Foundation of the Arts		\$ 1,215.00
Binh Lam		\$ 48.12
Birmingham Community Charter High School		\$ 12,760.00
Blue Ribbon Styles		\$ 1,559.56
BoardOnTrack		\$ 5,000.00
BOATHOUSE ROW SPORTS LTD (BOATHOUSE SPORTS)		\$ 5,496.15
Bob Paredes		\$ 184.00
Box Six		\$ 1,850.00
Brad Wright		\$ 449.91
Brandon King	\$ 900.00	\$ 900.00
Brandon Krausen		\$ 45.50
Brandon Samson		\$ 765.00
Brenda M Serpas	\$ 5,000.00	\$ 5,000.00
Brett A Schwab		\$ 4,000.00
Brian Nunez		\$ 3,500.00
Brigido Cota-Lorenz		\$ 238.00
Brooks Transportation Inc.	\$ 28,635.00	\$ 183,204.85
Bryan Vadhin		\$ 1,000.00
BSN Sports LLC	\$ 8,031.09	\$ 45,669.97
BSN Sports, LLC	\$ 1,746.59	\$ 16,516.95
Burnsville Band Boosters Association		\$ 2,400.00
Burroughs Girls Basketball		\$ 1,420.00
BYU Continuing Education Independent Study		\$ 289.00
CA Association of Directors of Activities		\$ 10,305.00
Calabasas Custom Catering		\$ 3,227.00
Calabasas High School	\$ 786.01	\$ 1,236.01
California Association of African American Superintendents Administrators		\$ 795.00
California Chicken Cafe		\$ 225.74
California Department of Education		\$ 883.98
California Department of Tax & Fee Administration	\$ 693.89	\$ 6,300.05
California FCCLA		\$ 3,639.00
California High School Speech Association		\$ 310.00

El Camino Real Charter High School
A/P Vendor Month/YTD
April 2023

Vendor Name	Apr 2023	Grand Total
California Institute of Emergency Medical Training		\$ 4,195.00
California Mathematics Council		\$ 250.00
California Mathematics League	\$ 90.00	\$ 90.00
California Scholarship Federation Inc		\$ 150.00
California State University, Northridge		\$ 3,000.00
California Teachers Association		\$ 195.00
Camarillo High School		\$ 450.00
Cambrass Corp. DBA Stomvi USA		\$ 53,660.60
CAMILLE KING		\$ 1,508.18
Canon Solutions America, Inc		\$ 2,441.72
Canyon Del Oro		\$ 630.00
Canyon High School	\$ 450.00	\$ 450.00
Canyon HS ASB		\$ 400.00
Cara Blumfield		\$ 172.66
Careers through Culinary Arts Program, Inc.		\$ 3,640.00
Carissa Mendez	\$ 136.00	\$ 136.00
Carlos Astorga		\$ 184.00
Carmen Martinez		\$ 209.00
Carolina Biological Supply Co.		\$ 3,976.24
Cart Service USA Inc.		\$ 38,097.62
Cascade Athletic Supply Co Inc	\$ 1,860.13	\$ 9,032.75
Castro, JR		\$ 181.00
Cavalier Printing		\$ 2,175.00
CDW LLC		\$ 37,842.41
CE Educational Tours (CE Tours)		\$ 39,885.00
Cengage Learning Inc	\$ 1,728.46	\$ 6,275.20
Cengage Learning Inc/ Gale		\$ 26,941.95
Centobene, Maryann		\$ 231.00
Chaminade College Prep High School		\$ 500.00
Charisse James		\$ 159.00
CharterSafe	\$ 63,460.00	\$ 726,689.40
Chartwells Division Services	\$ 184,001.33	\$ 1,156,997.26
Chatsworth Arena Soccer League		\$ 200.00
Chatsworth High School		\$ 1,504.40
Child and Family Guidance Center	\$ 9,665.60	\$ 44,457.12
ChildCare Careers, LLC (The Education Team)	\$ 17,174.19	\$ 40,905.95
Chris Levenson	\$ 184.00	\$ 270.00
Chris Meyerson		\$ 86.00
Chris Nevil		\$ 96.00
Chris Thomas		\$ 81.00
Christy White Accountancy Corporation (Christy White, Inc.)		\$ 19,768.50
CIF LA City Section		\$ 11,667.00
Cimarron Sign Services, Inc.		\$ 902.35
Cindy Sanchez		\$ 13.50
City National Bank		\$ 8,585.56
City of Calabasas		\$ 1,179.00
City of Los Angeles	\$ 267.00	\$ 267.00
City of Los Angeles Fire Dept. - CUPA		\$ 3,592.00

El Camino Real Charter High School
A/P Vendor Month/YTD
April 2023

Vendor Name	Apr 2023	Grand Total
City-Wide Fire Protection, Inc		\$ 2,121.61
Claremont High School		\$ 457.00
Clark Holden		\$ 16.50
Clark Pest Control		\$ 162.00
CNC Costumes		\$ 185.00
College Board	\$ 48,620.00	\$ 67,325.08
Colson Phillip		\$ 536.10
Columbia University		\$ 80.00
Computer-Using Educator, Inc.(CUE, Inc)		\$ 778.00
Concord Theatrical Corp		\$ 930.00
Concourse Team Express		\$ 4,035.00
CONFIDENTIAL	\$ 2,600.00	\$ 45,156.90
Conrad Sun LLC (Ren Athletics)		\$ 2,862.25
Consuelo Escobar		\$ 54.00
Convergeone, Inc.		\$ 250.17
Corinne Brennan		\$ 512.00
Corner Bakery	\$ 978.09	\$ 8,571.33
Countdown Printables		\$ 12,171.22
Courtyard Pharmacy		\$ 850.00
Coutin School LLC		\$ 18,211.08
Covantia, Inc.		\$ 32,230.00
Craig Collar		\$ 238.00
Craig Frazier	\$ 92.00	\$ 184.00
Cross Country Staffing, Inc.	\$ 3,000.00	\$ 27,600.00
CTBOOK HOLDINGS LLC (Bulk Bookstore)		\$ 13,566.40
Cyd Zeigler		\$ 190.00
Dan Klein		\$ 86.00
Dana Lukic		\$ 46.50
Daniel Chang		\$ 2,260.00
Daniel Olson	\$ 92.00	\$ 294.00
Daniela Hernandez		\$ 336.15
Danny Vargas		\$ 81.00
Dan's Super Subs Inc.		\$ 574.20
Darcus Townsend		\$ 73.00
Darryl Wade		\$ 110.00
Dave & Buster's Entertainment, Inc.		\$ 12,303.16
Dave Wise		\$ 65.00
David L Spencer		\$ 170.00
David Lee		\$ 94.24
David Musso		\$ 73.00
David Rosen		\$ 83.00
David Rosenberg	\$ 81.00	\$ 162.00
David Sanchez		\$ 245.00
Davis Publications, Inc		\$ 3,128.85
Dean Bennett		\$ 155.69
Decker Inc.		\$ 4,563.59
DemiDec Corporation		\$ 1,177.13
Denise Ataei		\$ 69.60

El Camino Real Charter High School
A/P Vendor Month/YTD
April 2023

Vendor Name	Apr 2023	Grand Total
Deny Sportswear		\$ 4,882.28
Department of Justice (State of CA)	\$ 224.00	\$ 2,801.00
Derrick Walker		\$ 159.00
Deven Rasey		\$ 329.00
Devon Reese		\$ 133.00
Diana Coosemans		\$ 131.75
Dick Blick Holdings (Blick Art Materials)		\$ 666.72
Dick Morris Memorial		\$ 160.00
Donna Bennett		\$ 93.61
Donny Elmasry	\$ 115.00	\$ 115.00
Dora Rojas		\$ 34.32
Douglas Fabrick		\$ 798.00
Downey High School Robotics		\$ 150.00
Drew Spooner		\$ 86.00
Drizen-dohs Corporate Communications, Inc.		\$ 5,987.15
DS Honda Construction Management, Inc		\$ 18,963.69
DTASC		\$ 766.00
Dwayne Finley		\$ 92.00
Dwayne Johnson	\$ 81.00	\$ 81.00
E.G. Brennan & Co Corp		\$ 275.00
ECOBEE LTD		\$ 240.00
EDD (Employment Development Dept.)		\$ 28,788.77
Eddie Hwang	\$ 178.00	\$ 178.00
Eddie Miller		\$ 150.00
Educatus International (Attn Paul McLaughlin)		\$ 45,055.00
Edward Hwang		\$ 171.00
Edwin Ramirez		\$ 78.00
EEC Acquisition LLC (Smart Care Equipment Solutions)		\$ 673.66
Effectual Educational Consulting Services		\$ 660.00
Efren Avila		\$ 448.00
Elizabeth Barton		\$ 2,200.00
Ely Bryant		\$ 73.00
Elyana Nades		\$ 372.37
Embassy Suites by Hilton Anaheim South		\$ 632.83
Emily Bowen		\$ 19.76
Emmaruth Berdan		\$ 26.50
Employment Development Department	\$ 27,979.81	\$ 90,306.30
Enome, Inc. (Goalbook)		\$ 11,685.00
Enrique Velarde	\$ 172.00	\$ 360.00
Enriqueta Loera		\$ 398.91
Epic Sports, Inc.		\$ 2,090.09
ePromos Promotional Products LLC		\$ 738.25
Eric A Johnson-Greer		\$ 960.00
Eric Brinkhus		\$ 99.94
Eric Choi		\$ 577.74
Eric Fitzpatrick		\$ 188.00
Errol Colin	\$ 92.00	\$ 92.00
Esha E Mathew		\$ 250.00

El Camino Real Charter High School
A/P Vendor Month/YTD
April 2023

Vendor Name	Apr 2023	Grand Total
Esther Yanez	\$ 280.00	\$ 790.00
Evan Coleman		\$ 639.41
Evgeny Sedov		\$ 146.00
EWC California, Inc. (AAA Label Factory)		\$ 5,662.77
Ewing Irrigation Products, Inc.		\$ 3,129.76
ExploreLearning, LLC		\$ 920.00
Extra Mile Timing / Corr-Robinett, Scott		\$ 895.00
FC Management Services (PC Recycle)		\$ 90.00
FedEx	\$ 785.93	\$ 862.93
Fence Factory		\$ 11,861.50
Fence Factory Rentals		\$ 910.00
Fernando Delgado	\$ 986.98	\$ 4,144.83
Festivals of Music, Inc.		\$ 6,136.00
Figdes Services and Maintenance Inc.		\$ 2,475.00
Figdesign Inc	\$ 8,432.09	\$ 34,711.32
Fiona McNabb		\$ 138.11
First Class Events		\$ 96,700.00
Fletcher Isler		\$ 146.00
Flinn Scientific Inc.	\$ 12,066.67	\$ 20,176.02
Floral Passion LLC	\$ 739.13	\$ 1,478.26
Fontana High School Band Boosters		\$ 600.00
Francisco Aguilar		\$ 144.00
Fred J. Miller, Inc		\$ 1,462.27
Fresno County Superintendent of Schools		\$ 9,500.00
Front Porch. Inc dba Get More Math		\$ 21,000.00
Fulgent Genetics		\$ 55.00
Fun CPR Training		\$ 1,110.00
Gadi Libman		\$ 59.00
Garbanzo		\$ 1,490.00
Gardena Valley News		\$ 1,232.87
Garth Sanders	\$ 162.00	\$ 162.00
Gary Greenbaum		\$ 96.00
Gary Murphy		\$ 148.50
Gegham Vardanyan		\$ 83.00
George A Jackson III	\$ 1,150.00	\$ 2,900.00
German Hernandez	\$ 1,546.70	\$ 1,546.70
Gevork Gevorkyan		\$ 167.00
Glazier Football Clinics		\$ 450.00
Golden Star Technology, Inc	\$ 7,757.68	\$ 643,871.69
Golden West Sash Door, LLC		\$ 825.63
Golf Team Products		\$ 122.00
Goodheart-Willcox Publisher		\$ 67,317.91
GOODSUITE (Copier Headquarters, Inc)		\$ 1,705.04
Gopher		\$ 3,315.48
Gordon Rees Scully Mansukhani. LLP (Gordon & Rees LLP)	\$ 3,475.60	\$ 21,928.90
GraceNotes LLC		\$ 513.00
Grad Awards LLC		\$ 251.14
Grand G&G Inc.	\$ 965.35	\$ 4,933.06

El Camino Real Charter High School
A/P Vendor Month/YTD
April 2023

Vendor Name	Apr 2023	Grand Total
Grant A. Horn		\$ 2,300.00
Greg Tilson		\$ 155.00
Gregory W Smith		\$ 580.00
Grizzly Industrial, Inc.		\$ 961.12
Grover Cleveland High School		\$ 1,119.73
Guardian International Solutions Inc	\$ 9,880.59	\$ 27,215.92
Guy Z Prihar APC		\$ 3,000.00
Hakop Kaplanyan		\$ 166.00
Hal Leonard LLC (Noteflight LLC)		\$ 849.00
Harborlites Chapter of Sweet Adelines International		\$ 1,050.00
Hardwoods Specialty Products US LP		\$ 11,252.58
Harrow Sports, Inc. (Next Level Resource Partners, LLC)		\$ 3,958.74
Hart High School		\$ 1,650.00
HD Print Design		\$ 2,609.04
Heal the Bay Aquarium	\$ 300.00	\$ 300.00
Healy Awards		\$ 1,895.94
Heidi Hutson	\$ 3,962.07	\$ 6,495.32
Henry Carpio		\$ 232.00
Henry Matute		\$ 331.00
Henry Mekjian		\$ 159.00
Henry Schein		\$ 3,370.95
Herff Jones Company		\$ 163.98
Herff Jones LLC		\$ 7,464.13
Hess & Associates		\$ 1,730.00
Holiday Inn Carlsbad San Diego	\$ 2,089.18	\$ 2,089.18
Holly Kiamanesh		\$ 2,162.10
Home Campus		\$ 695.00
Home Depot U.S.A., Inc. (The Home Depot Pro)		\$ 11,088.34
Honors Graduation		\$ 531.74
Hot Dogger Tours, Inc. (Gold Coast Tours)		\$ 11,451.40
Houghton Mifflin Harcourt		\$ 2,000.00
Hudl		\$ 3,299.00
Human Rights Campaign Foundation		\$ 7,100.00
Hype Socks, LLC		\$ 7,585.62
Ian J Kogan		\$ 1,095.08
ICON School Management	\$ 8,000.00	\$ 80,000.00
Imagists Inc		\$ 20,500.00
Iman Khorramian		\$ 80.00
Immersionvegas, LLC (Bodies 2.0)		\$ 5,398.00
Impact Cheer & Tumbling	\$ 975.00	\$ 2,025.00
Impact Philanthropy Group (Sage SoCal)	\$ 38,000.00	\$ 243,942.69
Infinity Communications & Consulting, Inc		\$ 3,400.00
Infobase Holdings, Inc.		\$ 11,822.36
Ingraham Trophies and Gifts	\$ 44.10	\$ 44.10
In-N-Out Burger		\$ 2,634.44
Inspire Communication, Inc	\$ 25,415.00	\$ 152,192.50
Instructure, Inc		\$ 30,660.00
International Academy of Science(CybrSchool LLC)		\$ 12,500.00

El Camino Real Charter High School
A/P Vendor Month/YTD
April 2023

Vendor Name	Apr 2023	Grand Total
International Cultural Exchange Service (ICES)		\$ 68,000.00
Interquest Detection Canines		\$ 1,225.00
Iolani School		\$ 425.00
Itinera Docentia, LLC		\$ 2,150.00
ITW Food Equipment Group LLC (Hobart Service)		\$ 8,418.50
J Schnelldorfer PSAD		\$ 1,025.00
J Thayer Company	\$ 1,026.40	\$ 2,804.26
Jack Balock		\$ 337.22
Jacquelyn Mendoza		\$ 26.50
JAM Fire Protection, Inc.		\$ 1,285.08
James Gillis		\$ 375.00
Jamil Khan		\$ 25.00
Jamshid Shivaie		\$ 103.00
Jasmine Hunt		\$ 44.41
Jason Camp		\$ 584.81
Jason Sabolic		\$ 575.07
Jeena Soraya M Deen		\$ 500.00
Jerry Conca	\$ 258.00	\$ 258.00
Jersey Mike's (MAC SUBS, Inc)		\$ 2,727.02
Jesus Castro		\$ 80.00
Jesus Contreras		\$ 321.65
Jim Mulligan		\$ 81.00
Jim Russell		\$ 426.00
Jimmy Hartt		\$ 86.00
Jive Communications, Inc. (LogMeIn Communications)		\$ 2,673.96
Jodi Borenstein		\$ 169.28
Joe Aranda		\$ 190.00
Joe Franiak		\$ 362.00
Joe Galeano	\$ 92.00	\$ 92.00
John Burroughs High School		\$ 750.00
John Call	\$ 1,221.50	\$ 1,221.50
John Dall		\$ 81.00
John Henderson		\$ 86.00
John Luzzi		\$ 469.69
John Orlando Vazquez		\$ 83.27
Jon Stein		\$ 86.00
Jonathan Harveson		\$ 634.02
Jones School Supply Co Inc	\$ 243.35	\$ 409.23
Jose Chavez		\$ 136.00
Jose Jimenez		\$ 77.88
Jose Maldonado		\$ 1,240.00
Jose Soto		\$ 83.00
Joseph Conte	\$ 81.00	\$ 162.00
Josh Lienhard		\$ 782.00
Joshua Ostiri		\$ 204.52
Jostens, Inc		\$ 51,344.44
Joubel AS		\$ 570.00
Jovany Rodriguez Hernandez		\$ 95.00

El Camino Real Charter High School
A/P Vendor Month/YTD
April 2023

Vendor Name	Apr 2023	Grand Total
Judy McLean	\$ 2,350.00	\$ 24,075.00
Jules Seltzer Associates		\$ 82,450.00
Justin Adams		\$ 306.99
Justin Graham		\$ 128.12
JW Pepper & Son, Inc		\$ 1,583.29
Kami		\$ 7,500.00
Karen Owens		\$ 31.00
Karl Ross	\$ 92.00	\$ 92.00
Karl Weingartner		\$ 288.00
Karmann Hillman		\$ 225.00
Kathleen O'Connell		\$ 49.26
Katreia Mori		\$ 500.00
Kayla Safavi	\$ 2,250.00	\$ 3,750.00
Keesha Pringle		\$ 245.00
Keith Cherry		\$ 159.00
Kelly Services, Inc.		\$ 77,544.38
Ken Ashford		\$ 146.00
Kena Worthen		\$ 1,036.67
Kent Jacobsen	\$ 81.00	\$ 81.00
Keon Mook Lee		\$ 119.88
Kevin Thurow		\$ 950.00
Keyon Bell		\$ 376.00
Kim Bly		\$ 110.00
Kimo Atkins		\$ 159.00
Kirk A West		\$ 150.00
KTG Printing LLC		\$ 7,093.96
Kurt Kerby	\$ 92.00	\$ 92.00
Kurt Lowry		\$ 458.00
Kuta Software LLC		\$ 1,022.00
Kyle Lee		\$ 197.72
L.A. City Dept. of Recreation And Parks		\$ 4,005.00
LA Master Chorale		\$ 150.00
LA Party Rents, Inc.		\$ 8,808.78
La Quinta Inn by Wyndham Berkeley		\$ 1,704.00
LA Valley Foundation		\$ 875.00
LACOE, Los Angeles County Office of Education		\$ 18,551.71
LADWP		\$ 49,868.99
Larry Boone		\$ 336.50
Larry Crino	\$ 92.00	\$ 276.00
Larry Garnica		\$ 110.00
Larry Zerg		\$ 293.00
Lauri Spero		\$ 45.00
Laurie Finnegan		\$ 164.09
LAUSD - Maintenance & Operations		\$ 354,537.23
Law Offices of Young, Minney & Corr, LLP	\$ 16,847.50	\$ 157,278.93
Leana J Buccellato		\$ 224.85
Leana Martinez		\$ 170.00
Learn by Doing, Inc.		\$ 14,062.00

El Camino Real Charter High School
A/P Vendor Month/YTD
April 2023

Vendor Name	Apr 2023	Grand Total
Lee Barnathan	\$ 138.00	\$ 288.00
Lenovo (United States) Inc.		\$ 1,308.53
Les Anderson		\$ 143.00
LightSpeed Solutions, LLC (Lightspeed Systems)		\$ 81,812.50
Liminex, Inc. (GoGuardian)		\$ 3,745.00
Lindsey C. Surendranath Granted, Inc		\$ 21,435.95
Lisa Borrelli		\$ 55.50
Lisa Newnan		\$ 119.86
LogMein USA, Inc.	\$ 2,884.50	\$ 30,302.07
Long Beach Forensics (California State University, Long Beach)		\$ 220.00
Los Angeles Cable Television Access Corp.		\$ 10,000.00
Los Angeles County Department of Public Health		\$ 197.00
Los Angeles County Tax Collector		\$ 4,383.04
Los Angeles Pierce College		\$ 1,200.00
Love to Snack, LLC		\$ 5,386.54
LRHS Debate		\$ 270.00
LUCAS MARTINEZ	\$ 177.16	\$ 177.16
M & S Technology Group, LLC (The Circle)	\$ 1,903.20	\$ 15,520.13
M&M Paper Co.		\$ 19,182.15
Mackenzie H Wright	\$ 96.00	\$ 96.00
Macmillan Holdings, LLC (Holtzbrinck Publishers, LLC) MPS		\$ 23,043.17
Magdy Abdalla		\$ 156.00
Maggiano's Inc., an Illinois corporation	\$ 9,170.36	\$ 9,170.36
Manhattan Stitching		\$ 3,530.47
Manuel Reyes		\$ 61.00
Marantha High School		\$ 550.00
Marc Anthony M Guerra		\$ 1,200.00
Mario Matos		\$ 111.00
Marissa Dominguez		\$ 359.83
Mark Arthur	\$ 138.00	\$ 231.00
Mark Hager		\$ 86.00
Mark Sawyer		\$ 86.00
Marko Jankovic		\$ 286.00
Marty Gilman Inc. (Gilman Gear)		\$ 569.00
Marvin Brent		\$ 159.00
Mary Duque		\$ 16.50
Mary M Bush		\$ 12,325.00
Matthew Harbourt		\$ 190.46
Matthew Wong		\$ 78.00
Matthew Wright	\$ 714.62	\$ 714.62
Max Slobodsky		\$ 116.00
Maya Zonenshtain		\$ 225.00
McCalla Company	\$ 3,379.70	\$ 7,180.02
McGraw-Hill Education, Inc.		\$ 71,029.30
McKenna, Steve		\$ 194.00
McMaster-Carr		\$ 340.59
Medieval Times USA, Inc.		\$ 1,712.50
Mehdi Eskandari		\$ 89.00

El Camino Real Charter High School
A/P Vendor Month/YTD
April 2023

Vendor Name	Apr 2023	Grand Total
Melissa Ann Charters		\$ 603.42
Melissa Harr		\$ 958.27
Melvin Diaz		\$ 133.00
Merit Oil Company		\$ 944.49
MHS Inc. (Multi-Health Systems)		\$ 950.00
Micha Liberman		\$ 29.00
Michael Consoletti	\$ 601.86	\$ 12,380.26
Michael Daniels		\$ 89.00
Michael Fishman		\$ 154.00
Michael Freed		\$ 2,400.00
Michael Goode, Jr		\$ 190.00
Michael J Cardenas	\$ 1,200.00	\$ 1,200.00
Michael Jeff	\$ 1,100.00	\$ 2,650.00
Michael Lipton		\$ 188.00
Michael Lyman		\$ 188.00
Michael Robinson		\$ 18,339.86
Michelle Butler		\$ 38.50
Michelle Greene		\$ 1,331.40
Michelle Harris		\$ 73.00
Mike Brown Grandstands, Inc.		\$ 37,400.00
Mike Venarde	\$ 81.00	\$ 138.00
Mike Wagner		\$ 92.00
Millennium Operations LLC (Knott's Berry Farm)		\$ 1,672.00
Minita Clark		\$ 584.48
Miro Aboolian		\$ 73.00
Misha Ostapchuk		\$ 144.00
Missael Corral		\$ 146.00
Mitchell R Cohen		\$ 580.50
Mixtus Inc dba Mustang Marketing		\$ 2,457.84
Mohamed Abdelaal		\$ 149.00
Molly Libby		\$ 43.00
Monte Murray	\$ 92.00	\$ 92.00
Moon Grad Services		\$ 2,413.95
Moore, John	\$ 162.00	\$ 243.00
Moorpark High School		\$ 400.00
Moxie Road, Inc (Five Star Painting of Woodland Hills)	\$ 16,266.67	\$ 24,400.00
MRC Smart Technology Solutions(SoCal Office)		\$ 3,084.07
Music Theatre International		\$ 2,575.00
Mutual of Omaha	\$ 1,065.77	\$ 10,682.54
N2Y LLC		\$ 8,325.98
Nasco Education LLC		\$ 544.66
NASSP		\$ 385.00
Nathan Shibata		\$ 721.99
National Church Solutions (Mountain Valley Printing)		\$ 145.00
National College Resources Foundation		\$ 175.00
National Speech & Debate Association	\$ 350.00	\$ 499.00
National Sports Apparel LLC		\$ 15,972.53
Nearpod Inc.		\$ 4,000.00

El Camino Real Charter High School
A/P Vendor Month/YTD
April 2023

Vendor Name	Apr 2023	Grand Total
Nelson Bae		\$ 201.00
Nettime Solutions LLC	\$ 50.00	\$ 500.00
New Balance Athletic Shoe, Inc		\$ 1,376.40
New Tangram, LLC	\$ 107,388.99	\$ 230,369.98
Newbury Park High School		\$ 1,800.00
Newbury Park HS Wrestling Booster Club		\$ 375.00
Newsela, Inc.		\$ 11,000.00
Nicholas Bogner		\$ 61.00
Nick Covella		\$ 184.00
Nick Holodnak		\$ 86.00
Nicole Gamez	\$ 254.72	\$ 3,606.70
NJROTC		\$ 875.00
Noe Duran	\$ 80.85	\$ 161.70
NoRedInk Corp.		\$ 11,000.00
Northwest Evaluation Association		\$ 46,000.00
Novel Electronic Designs, Inc.	\$ 152.95	\$ 152.95
NSDA West Los Angeles District		\$ 95.00
Oak Park Unified School District		\$ 2,191.50
Oaks Christian School		\$ 400.00
Odoo, Inc.		\$ 5,760.00
Omar Astorga		\$ 92.00
On Track & Field, Inc.		\$ 2,403.53
Onsite Reprographics		\$ 48.50
OnSolve Intermediate Holding Company		\$ 5,747.33
OnTrack and Field, Inc		\$ 614.81
ORACLE Enterprises	\$ 882.09	\$ 57,222.99
Oscar Cabrera		\$ 298.00
Pacific Appliance Repair Services Inc.		\$ 549.00
Pacific Floor Company, Inc		\$ 5,865.00
Palmer Hamilton LLC		\$ 10,000.00
Paragon MSP LLC		\$ 9,500.00
Patrick J Plotnik		\$ 200.00
Paul Mar		\$ 72.00
Paul Schwake		\$ 20.00
PBWS Architects, LLP		\$ 29,907.00
Pearison Incorporated (Band Shoppe)		\$ 2,072.35
Pearson Education NCS Pearson, Inc.		\$ 981.75
PenServ Plan Services	\$ 33,222.00	\$ 289,806.50
PenServ Plan Services, Inc.		\$ 1,585.00
Perrybotics		\$ 300.00
Phase II Systems (Public Agency Retirement Services - PARS)	\$ 357.55	\$ 3,554.47
Phillip Galindo		\$ 91.00
Picture Perfect Graphics	\$ 440.32	\$ 6,816.98
Piece of Mind Care Services	\$ 123,804.85	\$ 912,864.70
Pitney Bowes		\$ 39.00
Pixellot US, Inc		\$ 2,947.50
Plastic Perfection LLC		\$ 1,020.00
Poghos Baliyan		\$ 156.00

El Camino Real Charter High School
A/P Vendor Month/YTD
April 2023

Vendor Name	Apr 2023	Grand Total
Popcornopolis LLC	\$ 2,030.00	\$ 2,030.00
Poria Rakhsha		\$ 72.00
PowerSchool Holdings LLC (PowerSchool Group LLC)		\$ 30,091.25
Prime Booths LLC	\$ 566.60	\$ 566.60
Pro-Ed, Inc.		\$ 1,025.00
Project Lead The Way, Inc.		\$ 12,844.08
PS KOSHER FOOD WORKS, INC	\$ 1,842.34	\$ 1,842.34
PTM Document Systems, Inc.		\$ 1,440.68
Puja Savla		\$ 180.17
Purchase Power (Pitney Bowes)	\$ 1,041.98	\$ 5,088.21
Purple Construction, Inc		\$ 33,648.00
Pyro Spectaculars		\$ 4,154.00
Quick Uniform		\$ 1,451.84
Quintella Smith		\$ 81.84
Rachel M Markenson		\$ 500.00
Rafael Bonilla		\$ 72.00
Rafael Vega	\$ 110.00	\$ 110.00
Rajan Dosaj		\$ 143.00
Ralph Peck	\$ 184.00	\$ 276.00
Ray Allen Holt		\$ 292.00
Ray Lombardo	\$ 86.00	\$ 178.00
Rayan Barseghian		\$ 73.00
Realityworks, Incs.		\$ 22,506.64
Rent-It	\$ 836.70	\$ 5,019.54
Residence Inn Bakersfield		\$ 206.44
Respondus, Inc.		\$ 4,045.00
Reza Pazirandeh		\$ 149.00
Richard A Lozano		\$ 222.00
Richard Lyans		\$ 136.00
Richard Russell		\$ 197.77
Richard Yi		\$ 338.23
Rio Grande Restaurant		\$ 3,123.30
Riverside Assessments, LLC (Riverside Insights)		\$ 1,310.48
Robert Armas		\$ 305.00
Robert Evans		\$ 86.00
Robert L Clayton III		\$ 73.00
Robert Potter	\$ 276.00	\$ 276.00
Robert Rosen	\$ 145.00	\$ 145.00
Robert Sebree	\$ 92.00	\$ 92.00
Roberto D Magallon		\$ 300.00
Robosource, LLC		\$ 324.07
Robotics Education and Competition Foundation, Inc		\$ 2,863.20
Robyn Ebert	\$ 951.06	\$ 951.06
Rocio Castaneda		\$ 85.38
Rockler Companies, Inc.		\$ 39,295.46
Roger Nelson	\$ 92.00	\$ 92.00
Ronald Gough		\$ 148.50
Ronny M Morante		\$ 250.00

**El Camino Real Charter High School
A/P Vendor Month/YTD
April 2023**

Vendor Name	Apr 2023	Grand Total
Rosalinda Montague		\$ 25.84
Roy Vincent		\$ 517.00
RPS El Camino Real Charter HS Charles Schwab & Co, Inc. 2563-4428	\$ 8,125.00	\$ 72,750.00
Ruel Poticar		\$ 209.00
Russell Stoll		\$ 38.90
Ruth Osztreicher		\$ 224.85
Ryan Guinto		\$ 1,083.35
Sacramento County of Education	\$ 420.00	\$ 420.00
Sacred Heart High School (Cross Country)		\$ 400.00
Samantha Haynes		\$ 170.13
Samuel Crutcher		\$ 193.00
San Diego County Superintendent of Schools		\$ 159.00
San Diego Lions Welfare Foundation		\$ 600.00
San Joaquin County Office of Education		\$ 1,200.00
San Pedro High School Student Body	\$ 83.00	\$ 83.00
Sandra Delgado		\$ 55.43
Sara Gutierrez		\$ 50.00
Sara Warford		\$ 1,091.82
Satoshi Kirisawa		\$ 680.00
Savage, Adam		\$ 133.00
Savvas Learning Company LLC		\$ 16,170.32
Saxon Uniform Network, Inc		\$ 1,277.10
Scantron Corporation		\$ 1,442.67
Scenario Learning, LLC (Vector Solutions)		\$ 2,730.00
School Datebooks		\$ 1,653.57
School Gate Guardian		\$ 475.00
School Outfitters LLC		\$ 10,476.76
School Services of California, Inc.		\$ 775.00
SchoolMart		\$ 55.80
Scot Education Inc	\$ 67,569.00	\$ 706,313.48
Scott A Sterling (Sterling Construction)		\$ 1,968.00
Scott Matthews	\$ 81.00	\$ 81.00
Screen Tec (James W Peire)		\$ 675.00
SCSBOA		\$ 2,625.00
Sebastian Torres		\$ 96.00
Sedi Amirkhani		\$ 93.00
Self Insured Schools of California	\$ 385,104.75	\$ 3,629,030.97
Self Insured Schools of California - Flex Plan		\$ 9,337.93
Shaine Danbeli		\$ 239.00
Sharon Markenson		\$ 3,000.00
Shaw Contract Flooring Services Inc (Spectra Contracting Flooring)		\$ 11,277.00
Shay Diamant		\$ 89.00
Shayan Afzali		\$ 83.00
Shelly Marshall		\$ 658.72
Sheraton Mission Valley		\$ 6,265.84
Shoot A Way Inc		\$ 6,428.00
Shooters Technology LLC		\$ 8,324.00
Simi Valley High School	\$ 400.00	\$ 1,280.00

El Camino Real Charter High School
A/P Vendor Month/YTD
April 2023

Vendor Name	Apr 2023	Grand Total
Simon Wiesenthal Center, Inc.	\$ 2,520.00	\$ 2,520.00
Simone M Mueller		\$ 7,477.50
Siteimprove, Inc.	\$ 4,048.08	\$ 4,048.08
SJM Industrial Radio		\$ 5,421.46
SLB Consulting Corporation (Exchange Service International)		\$ 62,750.00
Sly Graphics Corp	\$ 420.00	\$ 920.00
Smart & Final	\$ 708.99	\$ 8,217.75
Smart Choice Investments (Teodora Healthcare)		\$ 1,875.00
SoCalGas	\$ 23.33	\$ 251.65
Soccer.com (Sports Endeavors, Inc.)		\$ 8,182.83
Softchoice Corporation		\$ 18,124.00
Solano County Office Of Education		\$ 1,200.00
Solotech U.S. Corporation		\$ 4,380.00
Solupay Merchant	\$ 279.78	\$ 11,015.05
Sophia Camberos		\$ 500.00
SOS Survival Products, Inc.		\$ 2,055.03
South Pasadena High School Tiger Booster Club		\$ 500.00
Southeastern Performance Apparel		\$ 204.00
Southern California Journalism Education Association	\$ 280.00	\$ 380.00
Southern California Vocal Association		\$ 630.00
Spectrum Enterprise 4201		\$ 3,822.00
Spectrum Enterprise 7801		\$ 15,043.50
Splashtop Inc.		\$ 1,596.00
Sports Imports Inc		\$ 4,112.60
Staples Business Advantage	\$ 808.27	\$ 18,340.62
Startup Guides LLC		\$ 1,980.00
Stats Medic LLC	\$ 2,293.90	\$ 2,293.90
Stay Other LLC		\$ 792.00
Stefanie Bero		\$ 1,142.01
Stephanie Cruz		\$ 86.00
Stephanie Franklin	\$ 5,268.54	\$ 11,072.28
Steve Dasher		\$ 73.00
Steve Parker		\$ 73.00
Steven Bash		\$ 20.79
Steven Burstein		\$ 285.00
Steven C Kalan		\$ 550.00
Steven Montalvo		\$ 92.00
Stonefire Grill		\$ 3,260.54
Student Exchange		\$ 13,500.00
Sunbelt Controls, Inc		\$ 24,250.00
Sunway, Inc	\$ 2,082.70	\$ 7,476.70
Suren Arzoumanian		\$ 159.00
SUSAN MOCHIRFATEMI		\$ 123.75
Susan Sims		\$ 899.40
Suzanne Lee Schuster		\$ 287.26
Sweetwater Sound Inc.		\$ 22,767.48
Sylvia Yi		\$ 212.13
Taft Charter High School Student Body		\$ 496.67

**El Camino Real Charter High School
A/P Vendor Month/YTD
April 2023**

Vendor Name	Apr 2023	Grand Total
Tawnya Gurley		\$ 1,400.33
Team Fitz Graphics, LLC		\$ 1,862.59
Team Play Events		\$ 15,627.24
Telemedia Trainco Holdings LLC (eFoodHandlers)		\$ 4,080.00
Telvin Griffin		\$ 105.00
Temple, Bret J.		\$ 172.00
Teodoro Allen		\$ 176.00
Terrence Littlefield		\$ 188.00
Terri Keas		\$ 224.85
Terry Dupart		\$ 1,884.13
Tessondra Williams		\$ 73.00
Texas Life Insurance Company	\$ 716.28	\$ 3,549.14
TGP Enterprises, Inc. (Trans Gas Propane)		\$ 382.71
The CLM Group Inc.		\$ 960.86
The Cruz Center	\$ 1,812.50	\$ 6,468.75
The Help Group-North Hills Prep School		\$ 254.89
The Home Depot		\$ 18,875.03
The Home Depot Commercial Account		\$ 2,313.27
The Lampo Group, LLC (Ramsey Solutions)		\$ 881.28
The Print Spot	\$ 1,293.42	\$ 20,550.46
The Schallert Group, Inc.		\$ 895.00
The Shredders		\$ 2,301.00
The Table Group, Inc.		\$ 500.00
The Village Nation	\$ 9,500.00	\$ 13,550.00
Thierry Didelot		\$ 150.00
Thomas Tenney	\$ 92.00	\$ 92.00
Thomas W. O'Mara Plumbing Inc		\$ 22,710.00
Thousand Oaks High School		\$ 550.00
Tim Pate		\$ 188.00
Timothy C Alber		\$ 73.00
Tina's Flower & Gifts		\$ 257.33
T-Mobile US, Inc.	\$ 6,800.00	\$ 34,357.00
TNG, LLC		\$ 44,897.46
TNT Group Inc DBA (The Drain Co)		\$ 1,300.00
Total Education Solutions (TES Therapy)		\$ 862.50
TPW, Inc. (Super Worksheets(DBA), I know It(DBA)		\$ 375.00
Traci Lambert		\$ 36.00
Trees 'N Things		\$ 4,650.00
Triad Sports Group Inc (Bownet Sports, ICE20)		\$ 841.37
Tri-County Forensic League		\$ 300.00
Trophyman/Best Buy Trophy		\$ 815.78
Turf Team, Inc.		\$ 1,539.50
Turnitin, LLC		\$ 37,573.35
Two Way Direct, Inc		\$ 822.84
U.S Bank PARS Account #6746022400	\$ 3,633.26	\$ 17,772.64
U.S. Bank National Association		\$ 173,257.70
U.S. Bank National Association (OPEB)	\$ 220,000.00	\$ 1,980,000.00
UCLA Extension		\$ 795.00

El Camino Real Charter High School
A/P Vendor Month/YTD
April 2023

Vendor Name	Apr 2023	Grand Total
ULINE, INC.		\$ 9,397.35
United States Academic Decathlon		\$ 1,716.88
Upland High School		\$ 475.00
UTLA	\$ 15,021.66	\$ 165,828.33
V.V. Concrete		\$ 1,300.00
Valley Industry Commerce Association		\$ 1,210.00
Vangelia Griffin-Hardie Costumes N Color		\$ 600.00
Ventura County Office of Education Business	\$ 17,475.00	\$ 17,475.00
Veo Technologies Inc		\$ 6,344.91
Verizon Wireless	\$ 418.11	\$ 3,028.25
Vex Robotics, Inc	\$ 2,051.73	\$ 2,051.73
Vidigami Inc. (Picaboo Yearbooks)		\$ 1,297.05
Village Christian		\$ 400.00
Vincent Ramirez		\$ 143.00
Vista Paint Corporation	\$ 16.33	\$ 2,216.60
Vita Galvan-Roth		\$ 3,876.02
W.W. Norton & Company, Inc.		\$ 13,365.76
Walsworth Yearbooks		\$ 20,528.53
Warner Center Marriott		\$ 14,315.59
Waschak, Edward		\$ 78.00
Wayside Publishing		\$ 14,139.53
Weissman's Theatrical Supplies		\$ 1,584.74
Wellavita, Inc		\$ 2,580.00
Wendy Strickland		\$ 285.00
Wes Charek (Wespower Electrical, Inc.)		\$ 17,652.65
Wespac Plan Services, LLC		\$ 750.00
West Ranch High School Band Boosters	\$ 450.00	\$ 450.00
West Valley-Warner Center Chamber of Commerce		\$ 110.00
Westchester Enriched Science Magnet		\$ 485.00
Westlake High School		\$ 150.00
WGY Solutions LLC		\$ 6,960.00
White's Studios, Inc.		\$ 1,336.59
Will Geer's Theatricum Botanicum		\$ 6,670.00
William Cheriegate		\$ 133.00
William Davis	\$ 92.00	\$ 92.00
William Sollima	\$ 136.00	\$ 565.00
William Wong		\$ 1,000.00
Wings over Wendys Wings News		\$ 250.00
Winter Guard Association of Southern California		\$ 750.00
WM Corporate services, INC		\$ 9,191.29
Wolcott, Chuck		\$ 73.00
Woodbridge High School		\$ 940.00
Woodland Hills Country Club		\$ 5,552.00
Wooly Learning, Inc. (Senor Wooly)		\$ 1,275.00
World Unispec		\$ 9,221.40
World's Finest Chocolate, Inc		\$ 10,035.00
Yantzer brothers heating and air inc	\$ 6,269.50	\$ 17,265.48
Youth Communication New York Center, Inc.		\$ 2,165.50

**El Camino Real Charter High School
A/P Vendor Month/YTD
April 2023**

Vendor Name	Apr 2023	Grand Total
Yvonne Siegel		\$ 332.85
Zabrina Zahariades	\$ 232.35	\$ 1,585.49
Zainab Fatima		\$ 50.00
Zasha Endres		\$ 1,332.18
Zevy Malmeth		\$ 3,260.00
Ziat Zahur		\$ 182.23
Zoran Lukic		\$ 16.00
Grand Total	\$ 1,734,779.36	\$ 16,864,527.36

Check Register

Account: 1761 General

El Camino Real HS

Apr 2023

Grand Total \$ 725,071.71

Date	Check Number	Name	Memo	Amount	Period	Fund/Program	Account
4/3/2023	ACH230403-01	PenServ Plan Services	PENSERV - APR 2023	\$ 32,279.50	Apr 2023	General Operations	403B
4/4/2023	ACH230404-01	CharterSafe	CHARTERSAFE - APR 2023	\$ 63,460.00	Apr 2023	General Operations	Workers Comp/Insurance
4/12/2023	ACH230412-01	U.S. Bank National Association (OPEB)	OPEB PAYMENT - APR 2023	\$ 220,000.00	Apr 2023	General Operations	OPEB
4/19/2023	ACH230419-01	Self Insured Schools of California**	SISC HEALTH - APRIL 2023	\$ 379,693.62	Apr 2023	General Operations	Benefits
4/19/2023	ACH230419-02	PenServ Plan Services	PENSERV - APR 15 2023	\$ 942.50	Apr 2023	General Operations	403B
4/20/2023	ACH230420-01	Texas Life Insurance Company	TEXAS LIFE - APR 2023	\$ 716.28	Apr 2023	General Operations	Supplemental Life
4/24/2023	ACH230424-01	Employment Development Department	Q1 2023 SUI PAYMENT	\$ 27,979.81	Apr 2023	General Operations	SUI

**payment amount towards retiree benenefits	certificated	\$ 28,730.12
	classified	\$ 7,095.34

Check Register

Account: 1826 ASB

El Camino Real HS

April 2023

Grand Total: \$ 33,260.81

Date	Check Number	Name	Memo	Trust Account	Amount	Period	VOID
4/3/2023	2240	Thomas Tenney	3/04/2023 ECR Baseball Tournament	Baseball	\$ 92.00	Apr 2023	
4/4/2023	2241	Maggiano's Inc., an Illinois corporation	31156983 Cheer Banquet Deposit	Cheer	\$ 500.00	Apr 2023	
4/10/2023	2242	Calabasas High School	INV WUTGNUESP7DX-6 Football Stadium Rental 03/22/2023	ASB General	\$ -	Apr 2023	Voided
4/11/2023	2243	Heidi Hutson	Spring Musical Supplies	Drama	\$ 3,962.07	Apr 2023	
4/11/2023	2244	Picture Perfect Graphics	INV 3890 Senior Cabinet Gear For Members	ASB General	\$ 300.32	Apr 2023	
4/11/2023	2245	Ingraham Trophies and Gifts	INV 86642 CIF L.A City Medals	Girls Soccer	\$ 44.10	Apr 2023	
4/11/2023	2246	Sly Graphics Corp	INV 1046 Soccer Senior Night	Girls Soccer	\$ 420.00	Apr 2023	
4/13/2023	2247	Adrin Santiago	3/18/2023 ECR Baseball Tournament	Baseball	\$ 86.00	Apr 2023	
4/13/2023	2248	Errol Colin	3/25/2023 ECR Baseball Tournament	Baseball	\$ 92.00	Apr 2023	
4/13/2023	2249	Joe Galeano	3/25/2023 ECR Baseball Tournament	Baseball	\$ 92.00	Apr 2023	
4/13/2023	2250	Robert Sebree	3/18/2023 ECR Baseball Tournament	Baseball	\$ 92.00	Apr 2023	
4/13/2023	2251	German Hernandez	4/19/23 Banquet	Boys Soccer	\$ 1,546.70	Apr 2023	
4/13/2023	2252	John Call	22102 Wrestling Gear	Wrestling	\$ 1,221.50	Apr 2023	
4/13/2023	2253	Brandon King	Theotus Media Inv#1024	Boys Basketball	\$ 450.00	Apr 2023	
4/13/2023	2254	Novel Electronic Designs, Inc.	21250 Science Bowl Buzzers	Science Bowl	\$ 152.95	Apr 2023	
4/13/2023	2255	Brandon King	Theotus Media Inv#1019	Boys Basketball	\$ 450.00	Apr 2023	
4/13/2023	2256	BSN Sports, LLC	INV 917790507 Coaches Gear	Football	\$ 1,746.59	Apr 2023	
4/13/2023	2257	Popcornopolis LLC	2023 Boys & Girls Lacrosse Fundraiser	Boys/Girls Lacrosse	\$ -	Apr 2023	Voided
4/14/2023	2258	Eddie Hwang	4/8/2023 & 4/15/2023 ECR Baseball Tournament	Baseball	\$ 178.00	Apr 2023	
4/18/2023	2259	Picture Perfect Graphics	INV 3877 Remainder of Staff shirts	ASB General	\$ 140.00	Apr 2023	
4/19/2023	2260	Kayla Safavi	87415 In to the Woods Spring Musical Fees	Drama	\$ 2,250.00	Apr 2023	
4/19/2023	2261	Brooks Transportation Inc.	INV 19944 Valencia HS field trip - Hooper 4/8	ASB General	\$ 800.00	Apr 2023	
4/21/2023	2262	Noe Duran	AFCA Football (check reissue)	Football	\$ 80.85	Apr 2023	
4/21/2023	2263	Robert Potter	ECR Baseball Tournament 2/18/2023	Baseball	\$ 92.00	Apr 2023	
4/21/2023	2264	William Davis	ECR Baseball Tournament 4/18/2023	Baseball	\$ 92.00	Apr 2023	
4/21/2023	2265	Karl Ross	ECR Baseball Tournament Official 4/18/2023	Baseball	\$ 92.00	Apr 2023	
4/21/2023	2266	Jerry Conca	ECR Baseball Tournament 4/15/2023	Baseball	\$ 86.00	Apr 2023	
4/21/2023	2267	Enrique Velarde	JV Baseball Official 4/8/2023	Baseball	\$ 86.00	Apr 2023	
4/21/2023	2268	Monte Murray	ECR Baseball Tournament 4/8/2023	Baseball	\$ 92.00	Apr 2023	
4/21/2023	2269	Daniel Olson	ECR Baseball Tournament 4/8/2023	Baseball	\$ 92.00	Apr 2023	
4/21/2023	2270	Robert Potter	ECR Baseball Tournament 4/8/2023	Baseball	\$ 92.00	Apr 2023	
4/24/2023	2271	Sunway, Inc	INV 52079 Swimming supplies	Swim	\$ 2,082.70	Apr 2023	
4/26/2023	2272	George A Jackson III	ECR Indoor Percussion Season 2023	Band	\$ 1,150.00	Apr 2023	
4/26/2023	2273	Michael Jeff	indoor percussion instruction for 2023 season remainder	Band	\$ 1,100.00	Apr 2023	
4/26/2023	2274	Michael J Cardenas	inv INV-00001 End of 2023 season instruction	Band	\$ 1,200.00	Apr 2023	

Check Register

Account: 1826 ASB

El Camino Real HS

April 2023

Grand Total: \$ 33,260.81

Date	Check Number	Name	Memo	Trust Account	Amount	Period	VOID
4/26/2023	2275	Chris Levenson	2/22/2023 ECR Baseball Tournament	Baseball	\$ 92.00	Apr 2023	
4/26/2023	2276	Ralph Peck	2/22/2023 ECR Baseball Tournament	Baseball	\$ 92.00	Apr 2023	
4/28/2023	2277	Grand G&G Inc.	inv 85964 Student store snacks and beverages for ASB sales	ASB General	\$ 965.35	Apr 2023	
4/27/2023	2278	Maggiano's Inc., an Illinois corporation	4/30/23 Cheer Banquet	Cheer	\$ -	Apr 2023	Voided
4/27/2023	2279	Maggiano's Inc., an Illinois corporation	4/30/23 Cheer Banquet	Cheer	\$ -	Apr 2023	Voided
4/27/2023	2280	Maggiano's Inc., an Illinois corporation	4/30/23 Cheer Banquet	Cheer	\$ 2,890.12	Apr 2023	
4/27/2023	2281	BSN Sports LLC	INV 918002643 Girls Volleyball: Spirit Pack Gear	Girls Volleyball	\$ 5,727.65	Apr 2023	
4/28/2023	2282	Cascade Athletic Supply Co Inc	inv 272183 Field paint for baseball lines on gamedays	Baseball	\$ 1,860.13	Apr 2023	
4/28/2023	2283	Simi Valley High School	7 on 7 & Lineman Tournament	Football	\$ 400.00	Apr 2023	
4/5/2023	ACH230405-01	Solupay Merchant	xx4194 Merchant Fees	ASB General	\$ 139.89	Apr 2023	
4/5/2023	ACH230405-02	Solupay Merchant	xx4210 Merchant Fees	ASB General	\$ 139.89	Apr 2023	

ECRCHS ASB Trust Balances - April 2023

Trust Account	Amount
TRUST - A Capella (Vocal Royale)	\$ 470.88
TRUST - AVID	\$ 1,588.86
TRUST - AcaDeca	\$ -
TRUST - Active Minds	\$ 34.88
TRUST - American Cancer (Relay)	\$ 130.85
TRUST - Asian Appreciation Club	\$ 72.00
TRUST - Athletic Director	\$ 93.80
TRUST - Band	\$ 8,163.00
TRUST - Baseball	\$ 28,412.96
TRUST - Beyond the Books	\$ 164.00
TRUST - Black Student U	\$ 1,944.98
TRUST - Boys Basketball	\$ 14,118.70
TRUST - Boys Golf	\$ 2,917.57
TRUST - Boys Lacrosse	\$ 9,470.74
TRUST - Boys Soccer	\$ 8,890.71
TRUST - Boys Volleyball	\$ 15,222.64
TRUST - Boys Waterpolo	\$ 5,648.27
TRUST - C2BK Cool 2 B Kind	\$ 397.75
TRUST - CEA	\$ 1,427.61
TRUST - CHIRLA	\$ 65.75
TRUST - CSF	\$ 37,752.33
TRUST - Cheerleaders	\$ 6,455.81
TRUST - Choir	\$ 7,360.98
TRUST - Claws for a Cause	\$ 17.88
TRUST - Club Girl Up	\$ -
TRUST - College Counseling	\$ 758.44
TRUST - Creative Writing	\$ 2,133.38
TRUST - Cross Country	\$ 6,986.14
TRUST - Cultural Club	\$ -
TRUST - DECA	\$ 978.40
TRUST - Dance	\$ 3,548.83
TRUST - Drama	\$ 30,745.17
TRUST - Drill Team	\$ 24,557.85
TRUST - ECR Community Leaders	\$ 1,506.95
TRUST - Endangered Species	\$ 64.00
TRUST - Environmental	\$ 71.16
TRUST - Falling Whistles	\$ 376.00
TRUST - Fashion Club	\$ 252.36
TRUST - Football	\$ 32,338.53
TRUST - French Club	\$ 93.80
TRUST - Friendship Circle	\$ 430.78
TRUST - Future Homemakers	\$ 2,514.54
TRUST - Ganssle Memorial Schol	\$ 1,500.00
TRUST - Girls Basketball	\$ 7,008.60
TRUST - Girls Golf	\$ 1,579.58
TRUST - Girls Lacrosse	\$ 1,904.31
TRUST - Girls Soccer	\$ 12,066.97
TRUST - Girls Volleyball	\$ 23,695.32
TRUST - Girls Water Polo	\$ 651.89

ECRCHS ASB Trust Balances - April 2023

Trust Account	Amount
TRUST - Grad Class 2020	\$ -
TRUST - Grad Class 2021	\$ -
TRUST - Grad Class 2022	\$ -
TRUST - Grad Class 2023	\$ 37,015.22
TRUST - Grad Class 2024	\$ 3,628.03
TRUST - Grad Class 2025	\$ 2,333.32
TRUST - Grad Class 2026	\$ 521.90
TRUST - Graphic Arts	\$ 3,130.52
TRUST - Great Films Club	\$ 20.00
TRUST - Helping Hands	\$ 632.00
TRUST - Humanitas	\$ 1.73
TRUST - Jewish Club	\$ 65.50
TRUST - KPOP Club	\$ 256.88
TRUST - Key Club	\$ 270.32
TRUST - Knitting for a Cause	\$ 44.05
TRUST - La Familia	\$ 143.81
TRUST - Local Charity Outreach	\$ 92.00
TRUST - Local Vocals	\$ 1,658.90
TRUST - MACS Club	\$ 40.00
TRUST - MESA Club	\$ 50.40
TRUST - Marching Band	\$ -
TRUST - Medical Club	\$ 9,127.90
TRUST - Milton Goffman Scholarship	\$ 1,805.00
TRUST - Mock Trial	\$ 385.00
TRUST - Model United Natn	\$ 836.00
TRUST - Mountain Bike Club	\$ 836.99
TRUST - NJROTC	\$ 77,617.04
TRUST - National Honors Soc	\$ 5,600.20
TRUST - Newspaper Interns Club	\$ 396.16
TRUST - Operation Smile	\$ 68.68
TRUST - Persian Club	\$ 128.00
TRUST - Philosophy Club	\$ 41.00
TRUST - Physics Club	\$ 590.04
TRUST - Ping Pong Club	\$ 28.60
TRUST - Recycle for Research	\$ 148.24
TRUST - Robotics	\$ 16,317.14
TRUST - Rotary Interact Club	\$ 323.24
TRUST - Sand Volleyball	\$ 1,206.60
TRUST - Save Promise	\$ 79.00
TRUST - Save the Waves	\$ 126.00
TRUST - Schship JHarrison	\$ 9,253.61
TRUST - Science Bowl	\$ 1,850.23
TRUST - Science National Honors Society	\$ 119.90
TRUST - She's The First	\$ 1,595.57
TRUST - Softball	\$ 14,193.91
TRUST - Spanish Honor Soc	\$ 701.00
TRUST - Speech & Debate	\$ 167.68
TRUST - Step	\$ 3,335.45
TRUST - Student Council	\$100,025.36

ECRCHS ASB Trust Balances - April 2023

Trust Account	Amount
TRUST - Students Demand Action	\$ 149.00
TRUST - Swimming & Diving	\$ 4,741.07
TRUST - The MESS	\$ 109.19
TRUST - Thespians Club	\$ 1,395.84
TRUST - Track & Field	\$ 2,465.75
TRUST - True Crime Club	\$ 11.81
TRUST - UNICEF	\$ 361.80
TRUST - Vegan Peace Club	\$ 94.18
TRUST - WE Club	\$ 176.27
TRUST - Wrestling	\$ 3,425.80
TRUST - You Can Do This SCHLR	\$ 500.00

Total	\$616,824.78
-------	--------------

ASB Income	\$140,958.72
ASB Inv Expense	
ASB Expense	\$ 86,983.36

ASB General fund	\$ 53,975.36
------------------	--------------

Total	\$670,800.14
-------	--------------

Pending acc transfer	\$191,385.61
Pending payments	21,920.51

Bank Balance from Statement	\$500,692.80
Adjusted bank balance 4/23	\$670,157.90

Coversheet

Discuss and Vote to Recommend to the Full Board Approval of the
April, 2023, Credit Card Charges.

Section: IV. Finance
Item: C. Discuss and Vote to Recommend to the Full Board Approval of the
April, 2023, Credit Card Charges.
Purpose: Vote
Submitted by:
Related Material: IV.C - Credit Card - Apr 2023.pdf

Credit Card Reconciliation Form
For the Period of: 3/28/23 to 4/24/23

Date	Vendor	Description of Expense	Cardholder	Requested By	Amount	Resource	Budget Category
2023/03/28	HOMES TO SUITES BY HILTON	Robotics Hotel	DAVID HUSSEY	N SHIBOTA	\$ 1,970.25	General Academic: Scholastic Group	Field Trip
2023/03/29	YOUCANBOOK.ME	Admissions calendar	DAVID HUSSEY	Z ENDRES	\$ 35.00	General Operations	Subscriptions
2023/03/31	THE HOME DEPOT #6632	Operations Supplies	DAVID HUSSEY	U DUARTE	\$ (153.24)	General Operations	Supplies
2023/03/31	THE HOME DEPOT #6632	Operations Supplies	DAVID HUSSEY	U DUARTE	\$ 1,275.54	General Operations	Supplies
2023/04/03	HOMEDEPOT.COM	Operations Supplies	DAVID HUSSEY	U DUARTE	\$ 38.31	General Operations	Supplies
2023/04/03	365 DISPOSAL AND RECYCLIN	Dumpster rental	DAVID HUSSEY	R GUINTO	\$ 575.00	General Operations	Rentals
2023/04/03	365 DISPOSAL AND RECYCLIN	Dumpster rental	DAVID HUSSEY	R GUINTO	\$ 500.00	General Operations	Rentals
2023/04/03	AGUAVIDA PREMIUM WATER	Staff Water	DAVID HUSSEY	J CAMP	\$ 189.85	General Operations	Supplies
2023/04/07	HOMEDEPOT.COM	Operations Supplies	DAVID HUSSEY	U DUARTE	\$ 106.11	General Operations	Supplies
2023/04/12	YOUCANBOOK.ME	Admissions calendar	DAVID HUSSEY	Z ENDRES	\$ 28.45	General Operations	Subscriptions
2023/04/13	365 DISPOSAL AND RECYCLIN	Dumpster rental	DAVID HUSSEY	R GUINTO	\$ (500.00)	General Operations	Rentals
2023/04/13	4TE*FACILITRON, INC	Powderpuff Stadium Rental	DAVID HUSSEY	H KIAMENESH	\$ 813.52	ASB General	Rentals
2023/04/13	YOUCANBOOK.ME	Admissions calendar	DAVID HUSSEY	Z ENDRES	\$ 3.69	General Operations	Subscriptions
2023/04/17	AGUAVIDA PREMIUM WATER	Staff Water	DAVID HUSSEY	J CAMP	\$ 273.81	General Operations	Supplies
2023/04/20	MARRIOTT RIVERSIDE CC	FCCLA Convention	DAVID HUSSEY	M CHARTERS	\$ 2,432.64	CTE	Field Trip
2023/04/21	HILTON SF UNION SQ COHO	Journalism Education Assocaition NSPA	DAVID HUSSEY	A CARTER	\$ 1,553.11	General Academic: Scholastic Group	Field Trip
2023/04/21	HILTON SF UNION SQ COHO	Journalism Education Assocaition NSPA	DAVID HUSSEY	A CARTER	\$ 1,553.11	General Academic: Scholastic Group	Field Trip
2023/04/21	HILTON SF UNION SQ COHO	Journalism Education Assocaition NSPA	DAVID HUSSEY	A CARTER	\$ 1,123.90	General Academic: Scholastic Group	Field Trip
2023/04/21	HILTON SF UNION SQ COHO	Journalism Education Assocaition NSPA	DAVID HUSSEY	A CARTER	\$ 1,123.90	General Academic: Scholastic Group	Field Trip
2023/04/21	HILTON SF UNION SQ COHO	Journalism Education Assocaition NSPA	DAVID HUSSEY	A CARTER	\$ 949.64	General Academic: Scholastic Group	Field Trip
2023/04/21	HILTON SF UNION SQ COHO	Journalism Education Assocaition NSPA	DAVID HUSSEY	A CARTER	\$ 949.64	General Academic: Scholastic Group	Field Trip
				HUSSEY TOTAL	\$ 14,842.23		
2023/03/28	OMH1 OHANA MALIA HOTEL	Volleyball Tournament	GREGORY WOOD	A LEE	\$ (70.00)	General Athletics	Travel
2023/03/31	CAHR	CA HR Conference	GREGORY WOOD	K LOWRY	\$ 1,198.00	General Operations	Conference
2023/03/31	PIHRA	Professionals in HR Membership	GREGORY WOOD	K LOWRY	\$ 175.00	General Operations	Conference
2023/03/31	PIHRA	Professionals in HR Membership	GREGORY WOOD	K LOWRY	\$ 175.00	General Operations	Conference
2023/04/03	SOCIETYFORHUMANRESOURCE	Society of HR Membership	GREGORY WOOD	K LOWRY	\$ 244.00	General Operations	Conference
2023/04/06	NYLAS	Communications Data	GREGORY WOOD	R GUINTO	\$ 495.78	General Technology	Subscriptions
2023/04/10	ZOOM.US 888-799-9666	Zoom subscription	GREGORY WOOD	R GUINTO	\$ 163.39	General Technology	Subscriptions
2023/04/13	MAILCHIMP	E-mail communiations blast	GREGORY WOOD	R GUINTO	\$ 240.00	General Operations	Subscriptions
2023/04/14	SMARTANDFINALECOMMERCE	Food Class Supplies	GREGORY WOOD	N GAMEZ	\$ 319.70	CTE	Supplies
2023/04/17	SMARTANDFINALECOMMERCE	Food Class Supplies	GREGORY WOOD	N GAMEZ	\$ 337.57	CTE	Supplies
2023/04/20	SMARTANDFINALECOMMERCE	Food Class Supplies	GREGORY WOOD	N GAMEZ	\$ 260.56	CTE	Supplies
2023/04/24	AYRES HOTEL SEAL BEACH	Dance Guard	GREGORY WOOD	S MARSHALL	\$ 1,294.74	General Academic: Scholastic Group	Field Trip
2023/04/24	SMARTANDFINALECOMMERCE	Food Class Supplies	GREGORY WOOD	N GAMEZ	\$ 86.60	CTE	Supplies
				WOOD TOTAL	\$ 4,920.34		
				Previous Balance	\$ 26,617.41		

Credit Card Reconciliation Form
 For the Period of: 3/28/23 to 4/24/23

Date	Vendor	Description of Expense	Cardholder	Requested By	Amount	Resource	Budget Category
				Monthly Total	\$ 19,762.57		
				Payments	\$ -		
				Statement Total	\$ 46,379.98		



P.O. BOX 6343
FARGO ND 58125-6343



ACCOUNT NUMBER	
STATEMENT DATE	04-25-2023
AMOUNT DUE	\$46,379.98
NEW BALANCE	\$46,379.98

PAYMENT DUE ON RECEIPT

000001510 01 SP 106481720894864 S
 EL CAMINO REAL CHS
 ATTN DAVID HUSSEY
 5440 VALLEY CIRCLE BLVD
 WOODLAND HILLS CA 91367-5949

AMOUNT ENCLOSED
 \$

Please make check payable to "U.S. Bank"

U.S. BANK CORPORATE PAYMENT SYSTEMS
P.O. BOX 790428
ST. LOUIS, MO 63179-0428

004637998 004637998

Please tear payment coupon at perforation.

CORPORATE ACCOUNT SUMMARY

EL CAMINO REAL CHS	Previous Balance	Purchases And Other Charges	Cash Advances	Cash Advance Fees	Late Payment Charges	Credits	Payments	New Balance
Company Total	\$26,617.41	\$20,485.81	\$0.00	\$0.00	\$0.00	\$723.24	\$0.00	\$46,379.98

NEW ACTIVITY

DAVID HUSSEY	CREDITS	PURCHASES	CASH ADV	TOTAL ACTIVITY
	\$653.24	\$15,495.47	\$0.00	\$14,842.23

Post Date	Tran Date	Reference Number	Transaction Description	Amount
03-28	03-26	24755423086730866483928	HOMES TO SUITES BY HILTON 402-5044848 NE 00000000 ARRIVAL: 03-23-23	1,970.25
03-29	03-28	74208473087000015374267	YOU CAN BOOK.ME BEDFORD	35.00
03-31	03-29	74943013089010183097618	THE HOME DEPOT #6632 WOODLAND HLS CA	153.24 CR
03-31	03-29	24943013089010183097324	THE HOME DEPOT #6632 WOODLAND HLS CA	1,275.54
04-03	04-01	24013393091000102013574	365 DISPOSAL AND RECYCLIN 888-4830836 CA	575.00
04-03	04-01	24013393091000102013582	365 DISPOSAL AND RECYCLIN 888-4830836 CA	500.00
04-03	04-03	24692163093104708765661	AGUAVIDA PREMIUM WATER 747-444-9637 CA	189.85
04-03	03-30	24943013090010184337684	HOMEDEPOT.COM 800-430-3376 GA	38.31
04-07	04-05	24943013096010185119788	HOMEDEPOT.COM 800-430-3376 GA	106.11
04-12	04-11	74208473101000013874062	YOU CAN BOOK.ME BEDFORD	28.45
04-13	04-11	74013393101001161002196	365 DISPOSAL AND RECYCLIN SUN VALLEY CA	500.00 CR
04-13	04-12	24445003102200145124855	4TE*FACILITRON, INC 800-272-2962 CA	813.52
04-13	04-12	74208473103000001351386	YOU CAN BOOK.ME BEDFORD	3.69
04-17	04-17	24692163107105538429836	AGUAVIDA PREMIUM WATER 747-444-9637 CA	273.81
04-20	04-18	24692163109107648658195	MARRIOTT RIVERSIDE CC RIVERSIDE CA M11076 ARRIVAL: 04-18-23	2,432.64
04-21	04-20	24755423111121114834642	HILTON SF UNION SQ COHO 415-3928000 CA	1,553.11
04-21	04-20	24755423111121114834667	HILTON SF UNION SQ COHO 415-3928000 CA	1,553.11

CUSTOMER SERVICE CALL 800-344-5696	ACCOUNT NUMBER		ACCOUNT SUMMARY	
	STATEMENT DATE 04/25/23	DISPUTED AMOUNT .00	PREVIOUS BALANCE	26,617.41
SEND BILLING INQUIRIES TO: U.S. Bank National Association C/O U.S. Bancorp Purchasing Card Program P.O. Box 6335 Fargo, ND 58125-6335	AMOUNT DUE 46,379.98		PURCHASES & OTHER CHARGES	20,485.81
			CASH ADVANCES	.00
			CASH ADVANCE FEES	.00
			LATE PAYMENT CHARGES	.00
			CREDITS	723.24
			PAYMENTS	.00
			ACCOUNT BALANCE	46,379.98



Company Name: EL CAMINO REAL CHS
Corporate Account Number:
Statement Date: 04-25-2023

NEW ACTIVITY					
Post Date	Tran Date	Reference Number	Transaction Description	Amount	
04-21	04-20	24755423111121114834709	HILTON SF UNION SQ COHO 415-3928000 CA	1,123.90	
04-21	04-20	24755423111121114834790	HILTON SF UNION SQ COHO 415-3928000 CA	1,123.90	
04-21	04-20	24755423111121114834808	HILTON SF UNION SQ COHO 415-3928000 CA	949.64	
04-21	04-20	24755423111121114834824	HILTON SF UNION SQ COHO 415-3928000 CA	949.64	
GREGORY WOOD		CREDITS	PURCHASES	CASH ADV	TOTAL ACTIVITY
		\$70.00	\$4,990.34	\$0.00	\$4,920.34
Post Date	Tran Date	Reference Number	Transaction Description	Amount	
03-28	03-26	74055233086968750217946	OMH1 OHANA MALIA HOTEL 8089237621 HI	70.00 CR	
03-31	03-30	24011343090000000410375	CAHR PIHRA.ORG CA	1,198.00	
03-31	03-30	24559303089900019518230	PIHRA 310-4161210 CA	175.00	
03-31	03-30	24559303089900019518255	PIHRA 310-4161210 CA	175.00	
04-03	03-31	24436543092016020838767	SOCIETYFORHUMANRESOURCE 800-2837476 VA	244.00	
04-06	04-05	24011343095000043906525	NYLAS NYLAS.COM CA	495.78	
04-10	04-08	24011343098000041975537	ZOOM.US 888-799-9666 WWW.ZOOM.US CA	163.39	
04-13	04-12	24793383102000081577429	MAILCHIMP 678-9990141 GA	240.00	
04-14	04-13	24231683103083319976979	SMARTANDFINALECOMMERCE 510-851-8548 CA	319.70	
04-17	04-15	24231683105083312317310	SMARTANDFINALECOMMERCE 510-851-8548 CA	337.57	
04-20	04-19	24231683109083730181203	SMARTANDFINALECOMMERCE 510-851-8548 CA	260.56	
04-24	04-20	24137463111300808372458	AYRES HOTEL SEAL BEACH SEAL BEACH CA	1,294.74	
04-24	04-22	24231683112083756419003	1000308919 ARRIVAL: 04-19-23 SMARTANDFINALECOMMERCE 510-851-8548 CA	86.60	

Department: 00000 Total: \$19,762.57
 Division: 00000 Total: \$19,762.57

Coversheet

Discussion and Vote to Recommend to the Full Board Approval of the 23-24 Instructional Materials (IMA) Budget

Section: IV. Finance
Item: D. Discussion and Vote to Recommend to the Full Board Approval of the
23-24 Instructional Materials (IMA) Budget
Purpose: Vote
Submitted by:
Related Material: IV.D - Dept IMA - 2023-2024.pdf

ECR

IMA Requests

Department	IMA Requested	Admin Team Recommended	Comments
Alt Ed	\$ 4,600.00	\$ 4,600.00	
Athletics	\$ 121,999.00	\$ 121,999.00	
Business Technology	\$ 1,000.00	\$ 1,000.00	
Career/Voc Ed/Arts	\$ 64,000.00	\$ 64,000.00	CTE funds eligible for department
Counseling	\$ 72,700.00	\$ 44,000.00	Naviance moved to subscriptions
English	\$ 9,516.00	\$ 9,516.00	
Health & Life Skills	\$ 2,000.00	\$ 2,000.00	
Independent Studies	\$ 10,000.00	\$ 10,000.00	
P.E	\$ 6,000.00	\$ 6,000.00	
Math	\$ 5,950.00	\$ 5,950.00	
Military Science -ROTC	\$ 1,250.00	\$ 1,250.00	based on supplies amount last year
Science	\$ 39,600.00	\$ 47,600.00	added engineering course
Social Studies	\$ 6,500.00	\$ 6,500.00	
Special Education	\$ 19,000.00	\$ 19,000.00	
VAPA	\$ 73,450.00	\$ 43,450.00	offset some expenses by revenue generated from events
World Languages	\$ 3,850.00	\$ 3,850.00	
Master Schedule Adj		\$ 40,000.00	
Total	\$ 441,415.00	\$ 430,715.00	

Resource Breakdown:

General Fund	\$ 347,715.00
Special Ed	\$ 19,000.00
CTE/Perkins	\$ 64,000.00

DEPARTMENT #

--	--



APPROVED BY:

ADMINISTRATOR

APPROVED BY:

FINANCE & INVESTMENT COMMITTEE

FUNDING CATEGORIES

I. Instructional Materials (IMA):

2023-24 BUDGET REQUEST

\$ 3,600.00	TOTAL AMOUNT
-------------	--------------

Use this sheet to indicate physical items for the classroom (things you can touch, & cost < \$500)

Please be sure to follow instructions provided in the packet

#	DESCRIPTION OF EXPENDITURES	AMOUNT	Amount Approved	RATIONALE OF EXPENSE	Describe how expenditure is relative to the LCAP	PRIORITY
1	amazon order: office supplies, paper, pens, markers,	\$3,200.00	\$ 3,200			
2	Knitting materials	\$ 400.00	\$ 400			
3	Science Lab Materiels	\$1,000.00	\$ 1,000			
4						
	Total	\$4,600.00	\$4,600.00			

DEPARTMENT #

--	--



APPROVED BY:

ADMINISTRATOR

APPROVED BY:

FINANCE & INVESTMENT COMMITTEE

FUNDING CATEGORIES

I. Instructional Materials (IMA):

2023-24 BUDGET REQUEST

\$ 121,999.00	TOTAL AMOUNT
---------------	--------------

Use this sheet to indicate physical items for the classroom (things you can touch, & cost < \$500)

Please be sure to follow instructions provided in the packet

DESCRIPTION OF EXPENDITURES	AMOUNT	Amount Approved	RATIONALE OF EXPENSE	Describe how expenditure is relative to the LCAP	PRIORITY
1 Athletic Team Uniforms (Track & Field, Cross Country, Girls/Boys Volleyball, Beach Volleyball, Softball, and Football)	\$ 65,499.00	\$ 65,499	Uniforms are 5+ years old		
2 Team Equipment	\$ 56,500.00	\$ 56,500	Shoulder pads, helmets, bats, balls, nets, cones, training equipment, machines, dummies, pads, storage, tee times, rental fees, etc		
3					
Total	\$ 121,999.00	\$ 121,999.00			

DEPARTMENT #

Business Tech



APPROVED BY:

ADMINISTRATOR

APPROVED BY:

FINANCE & INVESTMENT COMMITTEE

FUNDING CATEGORIES

I. Instructional Materials (IMA):

2023-24 BUDGET REQUEST

\$ 1,000.00 TOTAL AMOUNT Per Semester

Use this sheet to indicate physical items for the classroom (things you can touch, & cost < \$500)

Please be sure to follow instructions provided in the packet

	DESCRIPTION OF EXPENDITURES	AMOUNT	Amount Approved	RATIONALE OF EXPENSE	Describe how expenditure is relative to the LCAP	PRIORITY
1	Amazon/IMA (4-teachers) for the year.	\$1,000.00	\$ 1,000	The department needs pens to write and correct assignments.	Office Supplies	Medium
2						Medium
3						Medium
	Total	\$1,000.00	\$ 1,000.00			

DEPARTMENT #

--	--



APPROVED BY: _____
ADMINISTRATOR

APPROVED BY: _____
FINANCE & INVESTMENT COMMITTEE

FUNDING CATEGORIES

I. Instructional Materials (IMA):

2023-24 BUDGET REQUEST

\$ 72,700.00	TOTAL AMOUNT
--------------	--------------

Use this sheet to indicate physical items for the classroom (things you can touch, & cost < \$500)

Please be sure to follow instructions provided in the packet

#	DESCRIPTION OF EXPENDITURES	AMOUNT	Amount Approved	RATIONALE OF EXPENSE	Describe how expenditure is relative to the LCAP	PRIORITY
1	Office supplies for counselors and out of classroom staff	\$3,000	\$ 3,000	There are about 20 members in our departments who order supplies throughout the year.	Parent and community engagement and student wellness - items needed to perform our job duties	4
2	Herff Jones LLC	\$6,000	\$ 6,000	Historical expense for graduation related materials.	Parent engagement (celebrating students' successes) and college and career (postsecondary plans)	3
3	College Board	\$35,000	\$ 35,000	PSAT	College going culture	2
4	Naviance	\$28,700.00		Used for career and college exploration for students; used for hub for tracking college acceptances, letters of recommendations, etc.	Culture of college and career	1
5						
	Total	#####	\$ 44,000			

DEPARTMENT #

CTE/Career
Vocational Arts

B12 Nicole Gamez B10 Jacob Friedberg S8



APPROVED BY: _____
ADMINISTRATOR

APPROVED BY: _____
FINANCE & INVESTMENT COMMITTEE

FUNDING CATEGORIES

I. Instructional Materials (IMA):

2023-24 BUDGET REQUEST

\$ 64,000.00 TOTAL AMOUNT

Use this sheet to indicate physical items for the classroom (things you can touch, & cost < \$500)

Please be sure to follow instructions provided in the packet

	DESCRIPTION OF EXPENDITURES	AMOUNT	Amount Approved	RATIONALE OF EXPENSE	Describe how expenditure is relative to the LCAP	PRIORITY
1	Instructional Supplies for Child Development (\$500) and Independent Living (\$500) includes various supplies for projects / RealCare Baby Bracelets / videos and class activities. Office supplies (\$500 for CTE Department)	\$1,000.00	\$ 1,000	Instructional Supplies for Life Management and Child Development (Charters) and Office Supplies for the Department	Goal 3 Description3 All students will graduate college and career ready as well as increased Graduation Rate for Students with Disabilities, LatinX, English Learners, African American students, Foster Youth, and Homeless Youth. Measurable Outcome for Action Step #1:	High
2	Culinary (Costco) Instructional Supplies, includes various supplies for labs and class activities. (Gamez)	\$2,000.00	\$ 2,000	Ingredients and equipment requires for labs that is not available in bulk at smart and final		
3	Culinary-Smart and Final (Gamez)	#####	\$ 24,000	Board approved card for class materials for various labs and units		
4	Culinary-The Webstaurant store (Gamez)	\$3,500.00	\$ 3,500	a double door reffridgerator to replace the broken one in B10, this stores perishables for 2-3 labs		
5	Culinary-Amazon (Gamez)	\$2,000.00	\$ 2,000	ingredients and speciality equipment not available at smart and final and costco, such as special international ingredients for varied instruction in cultural cuisine.		
6	Culinary-Careers through Culinary Arts Program (CCAP) Fee (Gamez)	\$4,000.00	\$ 4,000	Students can compete against 30 other schools for scholarships, have access to summer job training, job shadow opportunities and internships in restaurants.		

7	Hardwood Specialties (Friedberg)	#####	\$ 18,000	Lumbar for Woodshop Class Projects		
8	Amazon - Friedberg	\$3,000.00	\$ 3,000	For Woodshop Class		
9	Home Depot (Friedberg)	\$2,000.00	\$ 2,000	For Woodshop Class		
10	FCCLA Tshirts and ECR Local Chapter Supplies CTSO (Charters)	\$1,000.00	\$ 1,000	FCCLA Chapter Tshirts and Supplies for Chapter Activities and Competitions		
11	OSHA Certificates	\$3,500.00	\$ 3,500			
12						
	Total	#####	\$ 64,000	all CTE Eligible teachers, funding from CTE/Perkins grant		

DEPARTMENT #

Health/CCR



APPROVED BY:

ADMINISTRATOR

FUNDING CATEGORIES

APPROVED BY:

FINANCE & INVESTMENT COMMITTEE

I. Instructional Materials (IMA):

2023-24 BUDGET REQUEST

\$ 2,000.00

TOTAL AMOUNT

Use this sheet to indicate physical items for the classroom (things you can touch, & cost < \$500)

Please be sure to follow instructions provided in the packet

	DESCRIPTION OF EXPENDITURES	AMOUNT	Amount Approved	RATIONALE OF EXPENSE	Describe how expenditure is relative to the LCAP	PRIORITY
1	Miscellaneous office supplies for 3 - 4 teachers. I am erring on the high side. It would probably be less.	\$2,000	\$ 2,000	The department is hiring at least one new teacher. The cost may be a little more this year to adequately provide the new teacher with the necessary supplies. 3 - 4 teachers \$350 each with additional for the new teacher.	Instructional materials allow instructors to illustrate concepts and provide the necessary tools for student learning.	
2						
3						
	Total	\$2,000.00	\$ 2,000.00			

DEPARTMENT #
Independent Studies



APPROVED BY: _____
 ADMINISTRATOR

FUNDING CATEGORIES

APPROVED BY: _____
 FINANCE & INVESTMENT COMMITTEE

I. **Instructional Materials (IMA):**

2023-24 BUDGET REQUEST

\$ **10,000.00** TOTAL AMOUNT

Use this sheet to indicate physical items for the classroom (things you can touch, & cost < \$500)

Please be sure to follow instructions provided in the packet

	DESCRIPTION OF EXPENDITURES	AMOUNT	Amount Approved	RATIONALE OF EXPENSE	Describe how expenditure is relative to the LCAP	PRIORITY
1	Office Supplies (post-it notes, pens, paper, ink stamp, whiteboard markers, highlighters, file folder labels, envelopes, binders, cleaning supplies, hand sanitizer)	\$5,000.00	\$ 5,000	School supplies for 2023 - 2024 School Year	Necessary to run the school	
2	Lab supplies (chemicals, biology supplies such as owl pellets)	\$5,000.00	\$ 5,000	IS science teacher holds 6 in-person labs per semester	Required supplies for science labs for students enrolled in science courses	
3						
4						
	Total	#####	\$ 10,000			

DEPARTMENT #

Math



APPROVED BY:

ADMINISTRATOR

APPROVED BY:

FINANCE & INVESTMENT COMMITTEE

FUNDING CATEGORIES

I. Instructional Materials (IMA):

2023-24 BUDGET REQUEST

\$ 5,950.00 TOTAL AMOUNT

Use this sheet to indicate physical items for the classroom (things you can touch, & cost < \$500)

Please be sure to follow instructions provided in the packet

	DESCRIPTION OF EXPENDITURES	AMOUNT	Amount Approved	RATIONALE OF EXPENSE	Describe how expenditure is relative to the LCAP	PRIORITY
1	Classroom Materials- Pens, Paper markers...etc	\$5,950.00	\$ 5,950	350X17	Provide students with rigorous instruction with proper lassroom supplies	
2						
3						
	Total	\$5,950.00	\$ 5,950.00			

DEPARTMENT #

PE



APPROVED BY:

ADMINISTRATOR

APPROVED BY:

FINANCE & INVESTMENT COMMITTEE

FUNDING CATEGORIES

I. Instructional Materials (IMA):

2023-24 BUDGET REQUEST

\$ 6,000.00 TOTAL AMOUNT

Use this sheet to indicate physical items for the classroom (things you can touch, & cost < \$500)

Please be sure to follow instructions provided in the packet

	DESCRIPTION OF EXPENDITURES	AMOUNT	Amount Approved	RATIONALE OF EXPENSE	Describe how expenditure is relative to the LCAP	PRIORITY
1	Sports Equipment for PE Instruction- Amazon, Gopher, BSN, LAUSD	\$3,000	\$ 3,000	We need Bases, balls, tennis equipment, ball carts, hockey sticks and balls.		
2	Equipment for Fitness Activities- amazon, Gopher, BSN	\$3,000	\$ 3,000	Weight training classes and Health and wellness class needs yoga mats, Cardio machines.		
3						
4						
	Total	\$6,000.00	\$ 6,000			

DEPARTMENT #

Science



APPROVED BY:

ADMINISTRATOR

FUNDING CATEGORIES

APPROVED BY:

FINANCE & INVESTMENT COMMITTEE

I. Instructional Materials (IMA):

2023-24 BUDGET REQUEST

\$ 39,600.00

TOTAL AMOUNT

Use this sheet to indicate physical items for the classroom (things you can touch, & cost < \$500)

Please be sure to follow instructions provided in the packet

	DESCRIPTION OF EXPENDITURES	AMOUNT	Amount Approved	RATIONALE OF EXPENSE	Describe how expenditure is relative to the LCAP	PRIORITY
1	Lab Supplies	\$ 20,000.00	\$ 20,000	To enhance student learning.	Hands-on activities for students to promote engagement, concrete connections to abstract concepts, and hands-on experience with lab techniques.	
2	Classroom Supplies	\$ 6,000.00	\$ 6,000	To enhance student learning.	Consumables to support and supplement instruction in the classroom	
3	Physiology Dissection supplies (for 2 years for 8 classes/per year)	\$ 4,600.00	\$ 4,600	8 packs chicken wings, 65 sheep brains, 65 cow eyes, 65 sheep hearts, 65 fetal pigs	Hands-on activities for students to promote engagement, concrete connections to abstract concepts, and hands-on experience with lab techniques.	
4	Biomedical Sciences course	\$ 8,000.00	\$ 8,000	Includes consumables such as resupply of gel electrophoresis.		
5	Physics Lab Supplies	\$ 1,000.00	\$ 1,000	Includes 3D printer Fillament replacement. Perishables include batteries, electrical wire, electrical tape, eggs and oil.	Consumables support and supplement classroom instruction.	
6	Engineering Class		\$ 8,000			
	Total	\$ 39,600.00	\$ 47,600.00			

DEPARTMENT #

Social Studies



APPROVED BY:

ADMINISTRATOR

FUNDING CATEGORIES

APPROVED BY:

FINANCE & INVESTMENT COMMITTEE

I. Instructional Materials (IMA):

2023-24 BUDGET REQUEST

\$ 6,500.00 TOTAL AMOUNT

Use this sheet to indicate physical items for the classroom (things you can touch, & cost < \$500)

Please be sure to follow instructions provided in the packet

DESCRIPTION OF EXPENDITURES	AMOUNT	Amount Approved	RATIONALE OF EXPENSE	Describe how expenditure is relative to the LCAP	PRIORITY
1 Instructional materials such as pens, poster paper, tape, glue, scissors, rulers, etc.(Staples, Amazon, etc.)	\$6,000.00	\$ 6,000	necessary for delivery of instruction		high
2 Trifold poster boards for History Day	\$500	\$ 500	Needed for participation in History Day		high
3					
Total	\$6,500.00	\$ 6,500.00			

DEPARTMENT	#
SPED	18



APPROVED BY: _____
ADMINISTRATOR

APPROVED BY: _____
FINANCE & INVESTMENT COMMITTEE

FUNDING CATEGORIES

I. Instructional Materials (IMA):

2023-24 BUDGET REQUEST

\$ 19,000.00	TOTAL AMOUNT
--------------	--------------

Use this sheet to indicate physical items for the classroom (things you can touch, & cost < \$500)

Please be sure to follow instructions provided in the packet

	DESCRIPTION OF EXPENDITURES	AMOUNT	Amount Approved	RATIONALE OF EXPENSE	Describe how expenditure is relative to the LCAP	PRIORITY
1	Amazon: Various Misc Materials for department	\$8,000.00	\$ 8,000	Various materials, including but not limited to office materials and non-textbook learning materials(posters, educational games...etc)		Med
2	Pearson Education/NCS	2,500.00	\$ 2,500	Psychologist's Assessments		
3	Pro-Ed Assessments	1,000.00	\$ 1,000	Psychologist's Assessments		
4	Hughton Mifflin Harcourt	4,000.00	\$ 4,000	Varouous classroom textbooks not provided by general education departments. TBD - textbooks will be ordered through respective dept		
5	Riverside Assessments, LLC (Riverside Insights)	\$3,500.00	\$ 3,500	Testing Materials for Academic Assessments as required by law.		
6						
	Total	#####	\$ 19,000			

DEPARTMENT

#

VAPA



APPROVED BY:

ADMINISTRATOR

APPROVED BY:

FINANCE & INVESTMENT COMMITTEE

FUNDING CATEGORIES

I. Instructional Materials (IMA):

2023-24 BUDGET REQUEST

\$ 73,450.00

TOTAL AMOUNT

Use this sheet to indicate physical items for the classroom (things you can touch, & cost < \$500)

Please be sure to follow instructions provided in the packet

	DESCRIPTION OF EXPENDITURES	AMOUNT	Amount Approved	RATIONALE OF EXPENSE	Describe how expenditure is relative to the LCAP	PRIORITY
1	Visual art supplies	\$12,500.00	\$ 12,500	Art teachers estimate they spend about \$2500 per year each on various art supplies	Equity for students means we provide art supplies.	High
1	Photography supplies - yearly costs	\$1,500.00	\$ 1,500	SD cards, flashes, studio setups (lights, backgrounds, etc), flash drives	Equity for students means we provide art supplies.	High
1	Choral Sheet music and folders	\$2,000.00	\$ 2,000	from \$1 to \$20 per student, and we have from 50 to 100 choral students each year. Festival pieces MUST be purchased, no photocopies allowed. A newly arranged work costs about \$500 flat. We only purchase 2 - 5 new pieces a year, because we reuse a lot of music we already have. Music folders need to be	Equity for students means we provide all music.	High
1	Performance apparel	\$1,000.00	\$ 1,000	Hard to estimate as varies widely by year. Each dress costs about \$60 and each tux costs about \$100. We only buy when students do not fit in what we have. So this would be for about 5 boys and 8 girls.	Equity for students means we provide all apparel that they do not keep.	High
1	Marching Band Show Music	\$2,500.00	\$ 2,500		Equity for students means we provide all music.	High
1	Winter Percussion Music	\$1,500.00	\$ 1,500		Equity for students means we provide all music.	High
1	Other Instrumental Class Music	\$2,500.00	\$ 2,500		Equity for students means we provide all music.	High

1	Copyright Licensing	\$800.00	\$ 800		Equity for students means we provide all music.	High
1	Yearly Instrument Repair/Cleaning	\$7,000.00	\$ 7,000		Equity for students means we provide all instruments.	High
1	New Instruments	\$4,000.00	\$ 4,000		Equity for students means we provide all instruments.	High
1	Band/Orchestra Consumables	\$750.00	\$ 750	Strings, reeds, valve oil	Equity for students means we provide all consumables.	High
1	Marching Band Drill/Choreography	\$2,500.00	\$ 2,500			High
1	Lighting and Sound Maintenance and Production Costs	\$12,000.00	\$ -	Paying vendors for acquisition, installation, design, and maintenance for the lighting and sound of fall and spring productions	offset by revenue generated	Low
1	Educational Theatre Association	\$900.00	\$ 900	Not sure what this is for, but drama teacher is on leave		
1	Licensing Rights for Plays/Musicals	\$9,000.00	\$ -	Getting licenses for three mainstage productions, top rate is \$3000 per show	offset by revenue generated	
1	Pit Band Costs for Musical	\$9,000.00	\$ -	Music Director stipend \$2400 + \$105 per rehearsal/show; band members \$85 per rehearsal/show. The most recent show had 6 band members but it called for 12 (which we cut down) and it varies by show.	offset by revenue generated	
1	Stage Design Class Materials	\$4,000.00	\$ 4,000	Tools and materials to teach new stage design class. This is a rough estimate as we have data for this new course yet.		
18						

Total	\$73,450.00	\$ 43,450			
--------------	--------------------	-----------	--	--	--

DEPARTMENT #

World Lang



APPROVED BY:

ADMINISTRATOR

APPROVED BY:

FINANCE & INVESTMENT COMMITTEE

FUNDING CATEGORIES

I. Instructional Materials (IMA):

2023-24 BUDGET REQUEST

\$ 3,850.00 TOTAL AMOUNT

Use this sheet to indicate physical items for the classroom (things you can touch, & cost < \$500)

Please be sure to follow instructions provided in the packet

	DESCRIPTION OF EXPENDITURES	AMOUNT	Amount Approved	RATIONALE OF EXPENSE	Describe how expenditure is relative to the LCAP	PRIORITY
1	Miscellaneous office supplies (markers, post-its, pens, etc.)	\$3,850	\$ 3,850	These are items that we typically purchase from Amazon for use in the classroom. 11 FTE's @ \$350	LCAP Goal #2: The purchase of these miscellaneous office supplies allows teachers to effectively personalize their instruction. For example, teachers can color code their writing on the whiteboard, or provide coloring utensils for students to color code their own work.	high
2						
3						
	Total	\$3,850.00	\$ 3,850			

Coversheet

Discuss and Vote to Recommend to the Full Board Approval of Proposed 2023-2024 Special Education Vendor Services Agreements/Contracts

Section: IV. Finance
Item: E. Discuss and Vote to Recommend to the Full Board Approval of
Proposed 2023-2024 Special Education Vendor Services Agreements/Contracts
Purpose: Vote
Submitted by:
Related Material: 2023-2024 Special Education Service Quotes.pdf

2023-2024 Comparison of Rate Quotes for Special Education Related Services

	<u>Behavior Intervention Developer (BID)</u>	<u>Behavior Intervention Implementer (BII)</u>	<u>Instructional Aide</u>	<u>Speech and Language Pathologist</u>	<u>Speech and Language Pathology Asst. (SLPA)</u>	<u>Occupational Therapy</u>	<u>Physical Therapy</u>	<u>Counseling</u>	<u>ERICs (Educationally Related Intensive Counseling)</u>	<u>Deaf / Hard of Hearing (DHH)</u>	<u>Adapted PE (APE)</u>	<u>Special Education Teacher or Inclusion for Mod/ Severe</u>
<u>Non-Public Agency (NPA)</u>												
** Cross Country*	\$122/hr	\$43-\$45/hr	\$38-\$41/hr	\$137/hr	\$93/hr	\$134/hr		\$102/hr	\$119/hr	\$139/hr	\$113/hr	\$86/hr
** EdLogical	\$102.50/hr	\$37.50/hr	\$32.50/hr	\$122.50/hr	\$68.50/hr	\$122.50/hr	\$125/hr	\$95/hr	\$102.50/hr	\$118.50/hr	\$102.50/hr	\$85/hr
** Inspire Communications				\$89/hr	\$89/hr							
McRory Pediatrics	\$100/hr	\$60/hr		\$150/hr		\$150/hr	\$160/hr	\$120/hr				
** Piece of Mind	\$55/hr	\$35/hr	\$35/hr									\$85/hr
Professional Tutors of America (PTA)	\$135/hr	\$135/hr		\$135/hr		\$135/hr		\$135/hr	\$135/hr			\$90/hr
** Total Educational Solutions (TES)	\$85/hr	\$56/hr	\$56/hr	\$125/hr		\$125/hr	\$125/hr	\$110/hr	\$140/hr		\$135/hr	\$95/hr
Verdugo Hills Autism Project (VHAP)	TBD	TBD										
Working With Autism (WWA)	\$58.34/hr	\$50.33/hr										

**2023-24 rates not yet available, using 2022-23 rates for comparison

Agency is currently providing this service for ECR
 Requesting Board approval to enter contract due to expected annual cost

Non-Public Agency (NPA): A nonpublic, nonsectarian agency (NPA) is a private, nonsectarian establishment or individual that provides related services necessary for a pupil with exceptional needs to benefit educationally from the pupils' individualized education program (IEP). This does not include an organization or agency that operates as a public agency or offers public service, including, but not limited to, a state or local agency, an affiliate of a state or local agency, including a private, nonprofit corporation established or operated by a state or local agency, a public university or college, or a public hospital. (California Education Code Section 56035).

Special Education Related Services (also called Designated Instructional Services or DIS) Can Include:

- | | |
|--|--|
| Adapted PE (APE) | Language and Speech (LAS) |
| Assistive Technology | Occupational Therapy (OT) |
| Audiology | Orientation and Mobility (OM) |
| Behavior Intervention Development (BID) | Paraprofessional for Instructional or Safety Needs |
| Behavior Intervention Implementation (BII) | Parent Counseling and Training (PCT) |
| Blind / Partially Sighted (VI) | Physical Therapy (PT) |
| Counseling and Guidance | Psychological Services (ERICs) |
| Deaf / Hard of Hearing (DHH) | Recreation Therapy (RT) |
| Health and Nursing | Resource Specialist Program (RSP) |
| Inclusion for Moderate/Severe | Transportation |
| Interpreting (such as ASL) | |

Coversheet

Discuss and Vote to Recommend to the Full Board Approval of One or More 2023-2024 Substitute Teacher Vendor(s)

Section: V. School Business
Item: A. Discuss and Vote to Recommend to the Full Board Approval of One or More 2023-2024 Substitute Teacher Vendor(s)
Purpose: Vote
Submitted by:
Related Material: Substitute Teacher Vendors' Rates Comparisons - 22MAY2023.pdf

Substitute Teacher Providers - Rates At A Glance (RAAG) Sheet - 2023-2024

Vendor Name	Cost Year	Day-to-Day	Long-Term	Comments
Scoot Education	2022-2023	6 hr. Daily Rate: \$319.00 Base Hourly Rate: \$53.16 6 hr. Daily Rate (SPED.): \$399.00 Base Hourly Rate (SPED): \$66.50	6 hr. Daily Rate: \$351.00 Base Hourly Rate: \$58.50 6 hr. Daily Rate (SPED.): \$439.00 Base Hourly Rate (SPED): \$73.16	Sub. "Bubble" Discount available and is based on the number of dedicated substitute teachers requested to report to ECRCHS.
Sub Teacher Source (STS)	2022-2023	6 hr. Daily Rate: \$365 Bas 6 hr. Daily Rate (SPED.): \$365 Base Hourly Rate (SPED): \$60.83	6 hr. Daily Rate: \$395 Base Hourly Rate: \$65.83 6 hr. Daily Rate (SPED.): \$395 Base Hourly Rate (SPED): \$65.83	"All Inclusive Bill Rate" 97% fill rate Okay to be a secondary option. "Building Floater" Sub. Rate = \$380/day
Teachers on Reserve	2022-2023	6 hr. Daily Rate: \$306.78 Base Hourly Rate: \$51.13 6 hr. Daily Rate (SPED.): \$424.14 Base Hourly Rate (SPED): \$70.69	6 hr. Daily Rate: \$324.78* Base Hourly Rate: \$54.13* 6 hr. Daily Rate (SPED.): \$442.14* Base Hourly Rate (SPED): \$73.69*	Long-term assignments include an additional charge of \$3.00 per hour. A long-term assignment is more than 10 continuous days covering the same teacher/grade level/subject.
The Education Team	2022-2023	6 hr. Daily Rate: \$263.70 Base Hourly Rate: \$43.95 6 hr. Daily Rate (SPED.): \$383.70 Base Hourly Rate (SPED): \$63.95	6 hr. Daily Rate: \$288.70* Base Hourly Rate: \$43.95* 6 hr. Daily Rate (SPED.): \$408.70* Base Hourly Rate (SPED): \$63.95*	* Long-term assignments over one week (5 days) in duration involving lesson planning or grading will incur a \$25 per day surcharge on each day commencing with day six.
Kelly Education	Proposed 2023-2024	6 hr. Daily Rate: \$191.94/ (\$296.52 = Bill Rate) Base Hourly Rate: \$31.99/(\$49.42 = Bill Rate) 6 hr. Daily Rate (SPED.): \$191.94 Base Hourly Rate (SPED): \$31.99/(\$49.42 = Bill Rate)	6 hr. Daily Rate: \$229.98/ (\$355.26 = Bill Rate) Base Hourly Rate: \$38.33/(\$59.21 = Bill Rate) 6 hr. Daily Rate (SPED.): \$229.98 Base Hourly Rate (SPED): \$38.33/(\$59.21 = Bill Rate)	Long-term Rate for Teachers will start at the 11th Day after the probation period and will not be applied retroactively back to the beginning. Mark-Up: 1.545 Bubble Sub Rate: \$38.33/(\$59.21 = Bill Rate) Daily Bill Rate = \$355.26
LAUSD	2022-2023	6 hr. Daily Rate: \$212.73 Base Hourly Rate: \$35.46		