



# El Camino Real Charter High School

## Finance and Investment Committee

---

### **Date and Time**

Thursday February 16, 2023 at 5:30 PM PST

### **Location**

Main Campus - Library Media Center

El Camino Real Charter High School  
5440 Valley Circle Boulevard  
Woodland Hills, CA 91367

---

The Finance and Investment Committee is a standing committee of the Board of Directors of El Camino Real Alliance.

For committee meeting materials, please go to the school's main office, or call (818) 595-7500. Some board meeting materials are also posted in the school's website (<https://ecrchs.net> - click the ECR Board tab).

### **ATTENTION:**

**WE HAVE RETURNED TO "IN-PERSON" FINANCE AND INVESTMENT COMMITTEE MEETINGS.**

**INSTRUCTIONS FOR PRESENTATIONS TO THE BOARD BY PARENTS AND OTHER MEETING ATTENDEES:**

El Camino Real Alliance ("ECRA") welcomes your participation at ECRA's Board meetings. The purpose of a public meeting of the Board of Directors ("Board") is to conduct the affairs of ECRA in public.

---

**Your participation assures us of continuing community interest in our charter school. To assist you in the ease of speaking/ participating in our meetings, the following guidelines are provided:**

1. Agendas are available to all audience members at the door to the meeting.
2. "Request to Speak" forms are available to all audience members who wish to speak on any agenda items or under the general category of "Public Comments."

"Public Comments" is set aside for members of the audience to raise issues that are not specifically on the agenda.

However, due to public meeting laws, the Board can only listen to your issue, not respond or take action.

These presentations are limited to **two (2) minutes** and total time allotted to non-agenda items will not exceed thirty (30) minutes. A member of the public who requires the use of a translator, in order to receive the same opportunity as others to directly address the Board, shall be permitted twice the allotted time to speak.

The Board may give direction to staff to respond to your concern or you may be offered the option of returning with a citizen-requested item.

3. You may also complete a "Request to Speak" form to address the Board on Agenda items. With regard to such agenda items, you may specify the item(s) on your "Request to Speak" form and you will be given an opportunity to speak for up to three (3) minutes before the item is addressed, and total time allocated to agenda items will not exceed six (6) minutes for a Discussion item and nine (9) minutes per Vote item.

A member of the public who requires the use of a translator, in order to receive the same opportunity as others to directly address the Board, shall be permitted twice the allotted time to speak, and the total allocated time shall be appropriately increased as well.

4. When addressing the Board, speakers are requested to state their name and adhere to the time limits set forth. In order to maintain allotted time limits, the Board Chair may modify speaker time allocations or the total amount of allotted time for an item.

5. Any public records relating to an agenda item for an Open Session of the Board which are distributed to all, or a majority of all, of the Board members shall be available for public inspection at 5440 Valley Circle Blvd., Woodland Hills, California, 91367.

**IMPORTANT NOTE REGARDING PUBLIC COMMENTS:**

***Effective September 2022, public comments presentations at all ECRA Regular and Special Board Meetings and Committee Meetings must be made in person.***

**There is no obligation on the part of the school to have a school official read public comments during in-person Board Meetings.**

**A member of the public is welcome to appear at the Board meeting to make a public comment or make arrangements with another person in attendance to speak on the person's behalf.**

**Consent Agenda:** All matters listed under the consent agenda are considered by the Board to be routine and will be approved/enacted by the Board in one motion or more motions in the form listed below. Unless specifically requested by a Board member for further discussion or removed from the agenda, there will be no discussion of these items prior to the Board vote(s) on the Consent Agenda item(s). The Executive Director recommends approval of all consent agenda items.

*In compliance with the Americans with Disabilities Act (ADA) and upon request, El Camino Real Alliance may furnish reasonable auxiliary aids and services to qualified individuals with disabilities. Requests for disability related modifications or accommodations shall be made 24 hours prior to the meeting to David Hussey, in person, by email at comment@ecrchs.net, or by calling (818) 595-7500.*

**Agenda**

|  | Purpose | Presenter          | Time           |
|--|---------|--------------------|----------------|
| <b>I. Opening Items</b>  |         |                    | <b>5:30 PM</b> |
| Opening Items  |         |                    |                |
| <b>A.</b> Call the Meeting to Order  |         | Danielle Malconian | 1 m            |
| <b>B.</b> Record Attendance and Guests   |         | Kurt Lowry         | 1 m            |
| <b>C.</b> Pledge of Allegiance to the United States of America (USA)   |         | David Hussey       | 1 m            |
| Mr. Hussey will lead meeting participants in the Pledge of Allegiance to the United States of America (USA). |         |                    |                |
| <b>D.</b> Public Comments  | Discuss | Danielle Malconian | 30 m           |
| <b>E.</b> CBO Report   | Discuss | Gregory Wood       | 10 m           |
| Mr. Wood, ECRCHS CBO, will provide his CBO Report to the Committee.  |         |                    |                |
| <b>II. Consent</b>   |         |                    | <b>6:13 PM</b> |

|   | Purpose         | Presenter          | Time |
|---|-----------------|--------------------|------|
| <b>A.</b> Approve Minutes of January 19, 2023, Finance and Investment Committee Meeting | Approve Minutes | Danielle Malconian | 1 m  |

**III. Investment 6:14 PM**

|                             |         |              |      |
|-----------------------------|---------|--------------|------|
| <b>A.</b> Investment Update | Discuss | Gregory Wood | 10 m |
|-----------------------------|---------|--------------|------|

Mr. Gregory Wood, CBO, will present Beacon Pointe's the 4th Quarter Investment Report and the January, 2023, Investment Update.

**IV. Finance 6:24 PM**

|   |         |                  |      |
|---|---------|------------------|------|
| <b>A.</b> January 2023 Financial Update | Discuss | G. Wood/A. Ilyas | 10 m |
|---|---------|------------------|------|

Mr. Gregory Wood, CBO, and Ms. Arleta Ilyas, Director, Accounting and Finance, will present the January 2023, Financial Update.

|   |      |                  |      |
|---|------|------------------|------|
| <b>B.</b> Discussion and Vote to Recommend to the Full Board Approval of the January, 2023, Check Registers | Vote | G. Wood/A. Ilyas | 10 m |
|---|------|------------------|------|

Prior to the Vote to Recommend Approval to the Full Board, Mr. Wood, CBO, will review the January, 2023, check registers from ECRA's City National Bank Accounts.

|  |      |                  |      |
|--|------|------------------|------|
| <b>C.</b> Discussion and Vote to Recommend to the Full Board Approval of the January, 2023, Credit Card Charges. | Vote | G. Wood/A. Ilyas | 10 m |
|--|------|------------------|------|

Prior to the Vote to recommend Approval to the Full Board, Mr. Wood, CBO, will review the January, 2023, credit card charges.

|  |         |                    |     |
|--|---------|--------------------|-----|
| <b>D.</b> 2022-2023 RFP for Audit Services | Discuss | Danielle Malconian | 5 m |
|--|---------|--------------------|-----|

F & I Chair Board member Danielle Malconian will lead a discussion on the RFP process status for ECRA's selection of an Independent Audit CPA.

**V. School Business 6:59 PM**

|   |      |                  |      |
|---|------|------------------|------|
| <b>A.</b> Discussion and Vote to Recommend 2023-2024 Budget Planning Process and Calendar | Vote | G. Wood/A. Ilyas | 10 m |
|---|------|------------------|------|

Mr. Gregory Wood, CBO, and Ms. Arleta Ilyas, Director, Accounting and Finance, will lead a discussion on 2023-2024 Budget Planning with a proposed Budget Calendar.

**VI. Closing Items 7:09 PM**

|                           | Purpose | Presenter          | Time |
|---------------------------|---------|--------------------|------|
| <b>A. Adjourn Meeting</b> | Vote    | Danielle Malconian | 1 m  |

# Coversheet

## CBO Report

**Section:** I. Opening Items  
**Item:** E. CBO Report  
**Purpose:** Discuss  
**Submitted by:**  
**Related Material:** I.E - Cafeteria Jan 2023.pdf

**ECRCHS Cafeteria  
Financial Summary  
SY 2023**

|  | Beginning Balance |                   |                   |                   |                   |                   |                   |                     |                     |                     |
|--|-------------------|-------------------|-------------------|-------------------|-------------------|-------------------|-------------------|---------------------|---------------------|---------------------|
| # of Serving Days                      | 0                 | 18                | 19                | 20                | 16                | 12                | 15                | 100                 |                     | 180                 |
| # of Instructional Days                | 0                 | 18                | 19                | 20                | 16                | 12                | 15                | 180                 | Projected           | BUDGET              |
| Month                                  | July-22           | August-22         | September-22      | October-22        | November-22       | December-22       | January-23        | FY 2023             | FY23                | FY 2023             |
| Students Approved for FRPM             | 1,120             | 1,200             | 1,131             | 1,131             | 1,124             | 1,119             | 1,114             | 1,200               |                     |                     |
| Breakfast Count                        | 257               | 13,287            | 17,765            | 20,718            | 16,943            | 10,490            | 15,308            | 94,768              | 170,582             |                     |
| Lunch Count                            | 2,465             | 20,447            | 24,538            | 27,130            | 21,353            | 14,354            | 19,352            | 129,639             | 233,350             |                     |
| <b>Total Meals Served</b>              | <b>2,722</b>      | <b>33,734</b>     | <b>42,303</b>     | <b>47,848</b>     | <b>38,296</b>     | <b>24,844</b>     | <b>34,660</b>     | <b>224,407</b>      | <b>403,933</b>      | <b>-</b>            |
| <b>Avg. Meals/Day 22-23</b>            | <b>-</b>          | <b>1,874</b>      | <b>2,226</b>      | <b>2,392</b>      | <b>2,394</b>      | <b>2,070</b>      | <b>2,311</b>      | <b>2,244</b>        | <b>2,244</b>        | <b>-</b>            |
| <b>Avg Meals/Day 21-22</b>             | <b>223</b>        | <b>913</b>        | <b>1,234</b>      | <b>1,495</b>      | <b>1,665</b>      | <b>1,498</b>      | <b>1,583</b>      | <b>1,398</b>        |                     |                     |
|  |                   |                   |                   |                   |                   |                   |                   |                     | <b>61%</b>          |                     |
| <b>REVENUE:</b>                        |                   |                   |                   |                   |                   |                   |                   |                     |                     |                     |
| CNIPS Claim                            | \$ 14,042         | \$ 155,840        | \$ 193,368        | \$ 218,327        | \$ 174,107        | \$ 113,832        | \$ 157,622        | \$ 1,027,138        | 1,848,848           |                     |
| CNIPS (COVID rate increase)            |                   |                   |                   |                   |                   |                   |                   |                     | -                   |                     |
| Student A La Carte                     | \$ 506            | \$ 11,119         | \$ 10,492         | \$ 11,092         | \$ 9,597          | \$ 6,003          | \$ 8,063          | \$ 56,872           | 102,369             | \$ 68,779           |
| <b>Total Revenue</b>                   | <b>\$ 14,549</b>  | <b>\$ 166,958</b> | <b>\$ 203,861</b> | <b>\$ 229,419</b> | <b>\$ 183,704</b> | <b>\$ 119,834</b> | <b>\$ 165,685</b> | <b>\$ 1,084,010</b> | <b>\$ 1,951,218</b> | <b>\$ 1,161,273</b> |
| <b>EXPENSES:</b>                       |                   |                   |                   |                   |                   |                   |                   |                     |                     |                     |
| Chartwells - Food Cost                 | \$ 4,737          | \$ 53,554         | \$ 65,863         | \$ 74,231         | \$ 59,130         | \$ 38,594         | \$ 53,253         | \$ 349,362          | 628,851             | \$ 443,206          |
| Chartwells - Labor Cost                | \$ 6,279          | \$ 70,990         | \$ 87,308         | \$ 98,399         | \$ 78,381         | \$ 51,159         | \$ 70,592         | \$ 463,108          | 833,595             | \$ 577,798          |
| Chartwells Invoice-Gross               | \$ 11,016         | \$ 124,543        | \$ 153,171        | \$ 172,631        | \$ 137,511        | \$ 89,753         | \$ 123,845        | \$ 812,470          | 1,462,447           | \$ 1,021,004        |
| Commodities Credit                     | \$ -              | \$ (7,915)        | \$ (3,685)        | \$ (7,658)        | \$ -              | \$ -              | \$ (2,051)        | \$ (21,309)         | (38,357)            | \$ (34,357)         |
| Chartwells Invoice-NET                 | \$ 11,016         | \$ 116,628        | \$ 149,486        | \$ 164,972        | \$ 137,511        | \$ 89,753         | \$ 121,794        | \$ 791,161          | 1,424,090           | \$ 986,647          |
| FDP/USDA - Food Shipping Invoice       |                   |                   |                   |                   |                   |                   |                   | \$ -                | \$ -                |                     |
| Salary Expense                         | \$ 1,939          | \$ 1,939          | \$ 1,939          | \$ 1,939          | \$ 1,939          | \$ 1,939          | \$ 1,939          | \$ 13,573           | 93,086              | \$ 93,086           |
| Other Expense (repairs/operations)     |                   |                   |                   |                   |                   | \$ 12,676         | \$ -              |                     |                     |                     |
| <b>Total Expense</b>                   | <b>\$ 12,955</b>  | <b>\$ 118,567</b> | <b>\$ 151,425</b> | <b>\$ 166,911</b> | <b>\$ 139,450</b> | <b>\$ 104,368</b> | <b>\$ 123,733</b> | <b>\$ 817,410</b>   | <b>\$ 1,517,176</b> | <b>\$ 1,079,733</b> |
| <b>Net Gain/Loss - (Learning Loss)</b> | <b>\$ 1,594</b>   | <b>\$ 48,391</b>  | <b>\$ 52,436</b>  | <b>\$ 62,508</b>  | <b>\$ 44,253</b>  | <b>\$ 15,467</b>  | <b>\$ 41,952</b>  | <b>\$ 266,600</b>   | <b>\$ 434,042</b>   | <b>\$ 81,540</b>    |

# Coversheet

## Approve Minutes of January 19, 2023, Finance and Investment Committee Meeting

**Section:** II. Consent  
**Item:** A. Approve Minutes of January 19, 2023, Finance and Investment Committee Meeting  
**Purpose:** Approve Minutes  
**Submitted by:**  
**Related Material:** Minutes for Finance and Investment Committee Meeting on January 19, 2023



APPROVED



# El Camino Real Charter High School

## Minutes

### Finance and Investment Committee Meeting

---

#### Date and Time

Thursday January 19, 2023 at 5:30 PM

#### Location

El Camino Real Charter High School - MAIN CAMPUS

Library Media Center

5440 Valley Circle Boulevard  
Woodland Hills, CA 91367

---

The Finance and Investment Committee is a standing committee of the Board of Directors of El Camino Real Alliance.

For committee meeting materials, please go to the school's main office, or call (818) 595-7500. Some board meeting materials are also posted in the school's website (<https://ecrchs.net> - click the ECR Board tab).

#### **ATTENTION:**

**WE HAVE RETURNED TO "IN-PERSON" FINANCE AND INVESTMENT COMMITTEE MEETINGS.**

**INSTRUCTIONS FOR PRESENTATIONS TO THE BOARD BY PARENTS AND OTHER MEETING ATTENDEES:**

El Camino Real Alliance (“ECRA”) welcomes your participation at ECRA’s Board meetings. The purpose of a public meeting of the Board of Directors (“Board”) is to conduct the affairs of ECRA in public.

**Your participation assures us of continuing community interest in our charter school. To assist you in the ease of speaking/ participating in our meetings, the following guidelines are provided:**

1. Agendas are available to all audience members at the door to the meeting.
2. “Request to Speak” forms are available to all audience members who wish to speak on any agenda items or under the general category of “Public Comments.”

“Public Comments” is set aside for members of the audience to raise issues that are not specifically on the agenda.

However, due to public meeting laws, the Board can only listen to your issue, not respond or take action.

These presentations are limited to **two (2) minutes** and total time allotted to non-agenda items will not exceed thirty (30) minutes. A member of the public who requires the use of a translator, in order to receive the same opportunity as others to directly address the Board, shall be permitted twice the allotted time to speak.

The Board may give direction to staff to respond to your concern or you may be offered the option of returning with a citizen-requested item.

3. You may also complete a “Request to Speak” form to address the Board on Agenda items. With regard to such agenda items, you may specify the item(s) on your “Request to Speak” form and you will be given an opportunity to speak for up to three (3) minutes before the item is addressed, and total time allocated to agenda items will not exceed six (6) minutes for a Discussion item and nine (9) minutes per Vote item.

A member of the public who requires the use of a translator, in order to receive the same opportunity as others to directly address the Board, shall be permitted twice the allotted time to speak, and the total allocated time shall be appropriately increased as well.

4. When addressing the Board, speakers are requested to state their name and adhere to the time limits set forth. In order to maintain allotted time limits, the Board Chair may modify speaker time allocations or the total amount of allotted time for an item.

5. Any public records relating to an agenda item for an Open Session of the Board which are distributed to all, or a majority of all, of the Board members shall be available for public inspection at 5440 Valley Circle Blvd., Woodland Hills, California, 91367.

**IMPORTANT NOTE REGARDING PUBLIC COMMENTS:**

**Effective September 2022, public comments presentations at all ECRA Regular and Special Board Meetings and Committee Meetings must be made in person.**

**There is no obligation on the part of the school to have a school official read public comments during in-person Board Meetings.**

**A member of the public is welcome to appear at the Board meeting to make a public comment or make arrangements with another person in attendance to speak on the person's behalf.**

**Consent Agenda:** All matters listed under the consent agenda are considered by the Board to be routine and will be approved/enacted by the Board in one motion or more motions in the form listed below. Unless specifically requested by a Board member for further discussion or removed from the agenda, there will be no discussion of these items prior to the Board vote(s) on the Consent Agenda item(s). The Executive Director recommends approval of all consent agenda items.

*In compliance with the Americans with Disabilities Act (ADA) and upon request, El Camino Real Alliance may furnish reasonable auxiliary aids and services to qualified individuals with disabilities. Requests for disability related modifications or accommodations shall be made 24 hours prior to the meeting to David Hussey, in person, by email at [comment@ecrchs.net](mailto:comment@ecrchs.net), or by calling (818) 595-7500.*

---

**Committee Members Present**

Alexandra Ramirez, Daniela Lopez-Vargas, Danielle Malconian

**Committee Members Absent**

None

**Guests Present**

David Hussey, Gregory Wood, Kurt Lowry, [a.llyas@ecrchs.net](mailto:a.llyas@ecrchs.net)

---

**I. Opening Items**

**A. Call the Meeting to Order**

Danielle Malconian called a meeting of the Finance and Investment Committee of El Camino Real Charter High School to order on Thursday Jan 19, 2023 at 5:34 PM.

**B. Record Attendance and Guests**

Ms. Lopez Vargas arrived at 5:36 p.m., shortly after the initial roll call. Her arrival and attendance were noted/announced.

Quorum established with all members present.

**C. Pledge of Allegiance to the United States of America (USA)**

Mr. Hussey led Members and guests present in the Pledge of Allegiance to the United States of America (USA).

**D. Public Comments**

No requests for Public Comment were made/received.

**E. CBO Report**

Mr. Wood, CBO, provided the CBO report, with highlights as follow:

1. We are partnering with Birmingham CHS, GHCHS, Partnerships to Uplift Communities (PUC) CMO in order to challenge what we view as billing overcharging by Fulgent regarding COVID-19 testing; at this point, the amount that ECRCHS is contesting is \$1.6M at this point; no process to validate the process, including what insurance company is paying; we made need to hire a forensic auditor; some invoices have been billed but not all; possible class action or group claim to be determined; Fulgent attempted to contact LACOE and the Dept. of Public Health;

2. State is back-funding us for ADA; funds to arrive in February, 2023, and will provide this information to the board;

3. Noted that he and Ms. Ilyas went to School Services of CA meeting to get a glimpse of Governor's budget for planning purposes; pre-planning for school districts; good news is COLA adjustment based on eight factors, six of which are present; Preliminary COLA adjustment is 8.1% increase which is a good number, Mr. Wood noted; potential caveat is that LACOE is expected to lose 7% of public school enrollment and predicted to have future enrollment declines; SSC provided a hypothetical example, he said, of how an 8.1% COLA increase is reduced at a \$10K ADA School that experiences an enrollment decline of 200 to an approximate adjusted COLA 5.6%; we'll stay tuned and hope for the best; Marketing and holding onto enrollment are priorities for our school and others in the State;

4. Possible categoricals; possible one-time twelfth grade culture enrichment grant for field trips; about \$200 per student 12th grade for a total of approximately \$180K for our seniors.

5. Sent to CDE - Will present the ESSER Funds for full board presentation next month; how much we've received, how much we've spent, and spending deadlines, etc.

## II. Consent

### A. Approve Minutes of November 10, 2022, Finance and Investment Committee Meeting

Alexandra Ramirez made a motion to approve the minutes from 11-10-2022 F & I Committee Meeting Finance and Investment Committee Meeting on 11-10-22.

Daniela Lopez-Vargas seconded the motion.

Mr. Wood noted that a correction had been made to P. 10 in order to reflect that the actual amount should be \$5,790,000.

The committee **VOTED** to approve the motion.

#### Roll Call

Daniela Lopez-Vargas Aye

Danielle Malconian Aye

Alexandra Ramirez Aye

## III. Investment

### A. Investment Update

Mr. Wood provided the Investment Updated, with highlights as follow:

1. With end of year concluded, Mr. Wood noted, Beacon Pointe Investment Advisor Mike Breller will be present at the February, 2023, Regular Board Meeting to provide his comprehensive review of ECRCHS investments.

OPEB:

\* As of December, 2022, OPEB down slightly, about a 1.5%.

\* YTD through 6 months, the school has made monthly contributions for a total of approx. \$1.3M.

\* OPEB total \$21.8M as of Dec. 31st.

\* Market conditions \$21.8M; as of Jan. 16th, market conditions are up; accordingly, the OPEB balance is currently at \$22.8M total as of mid-January, 2023, or up about \$1M since 12/31; noted that the month isn't over, of course, but the balance is trending well; the balance also doesn't include the monthly contribution ECRCHS makes after Jan. 16th.

Gen. Account:

\* Gen. Account has \$6.704M

## IV. Finance

### A.

## December 2022 Financial Update

Mr. Wood, CBO, and Mrs. Ilyas, Director, Accounting and Finance, presented the December, 2022, Financial Update, with highlights as follows:

### Balance Sheet

#### Assets/Revenues:

1. Cash in County/LACOE Acct. balance - \$22.7M unrestricted; CD-like interest-generating account; trending upward and our cash position is improving;
2. Total Bank Balances - \$28.081M
3. Other assets section starting with 9150 reflects another \$28M on our balance sheet
4. Fixed Assets balance \$6.3M
5. Total Assets \$63.38M (Dec. 22)

#### Liabilities/Expenses:

1. Largest liability is OPEB liability of \$28.2M

#### Profit and Loss:

1. Shows progression of financial up through 12/31; money we've received and what we've spent over the past six months/half-way mark; looking at trends;
2. New State revenue received after our 1st interim period;
3. on the expense side, we made more payments to our retiree benefits; we also had some reclassification to do between our services categories and our other outgoing, which is how we pay our 1% oversight fee to LAUSD;

Mr. Wood noted that employee benefits means all forms of benefits, including medical, STRS, PERS; Mrs. Ilyas added that it includes statutory (obligatory) and what we offer (locally determined/offered as a school);

4. Learning Recovery Grant and Arts and Music Instruction Grant revenues came in November; Ms. Lopez-Vargas asked is the money would be spent this year to which Mrs. Ilyas replied that for the Arts and Music Grant, a plan needs to be submitted and approved;

## B.

**Discussion and Vote to Recommend to the Full Board Approval of the December, 2022, Check Registers**

Alexandra Ramirez made a motion to recommend to the full Board approval of the December, 2022, Check Registers.

Danielle Malconian seconded the motion.

Prior to the vote, Mr. Wood and Mrs. Ilyas presented and reviewed the check registers and answered a few questions, including in response to Board Member Ramirez's question about international students' enrollment reimbursements; Mr. Hussey noted that reimbursements are requested and received for various reasons (Visa's not being approved, or family emergency, etc.); noted that full cost is \$7,500 per semester or \$13K per year, per student, or prorated amounts.

A discussion about Trust account balances and use of funds timelines ensued; Mr. Hussey noted that students should be able to receive benefit from funds in trust accounts within a four-year period;

The committee **VOTED** to approve the motion.

**Roll Call**

Danielle Malconian     Aye  
Daniela Lopez-Vargas   Aye  
Alexandra Ramirez     Aye

**C. Discussion and Vote to Recommend to the Full Board Approval of the December, 2022, Credit Card Charges.**

Danielle Malconian made a motion to recommend to the full board approval of the December, 2022, Credit Card Charges.

Alexandra Ramirez seconded the motion.

Prior to the Vote, Mr. Wood and Mrs. Ilyas presented and reviewed the credit card charges.

Mr. Wood noted that the organization is tightening the reins on normal expenses, thus reflecting a smaller credit card balance than has been evidenced; cited efficiencies with the front-end payment via the PO process as opposed to the more laborious process of payments made via credit card purchases process.

The committee **VOTED** to approve the motion.

**Roll Call**

Daniela Lopez-Vargas   Aye  
Alexandra Ramirez     Aye  
Danielle Malconian     Aye

**D. 2021-2022 Audit Report**

Mr. Wood, CBO, led a discussion on the 2021-2022 Audit Report, with highlights and a review as follows:

\* Hard copies available between now and the regular board meeting; (NOTE: Dr. Lowry had sent out an email to all Board members on January 6th, 2023, to notify members that copies of the audit report are available upon request and that copies will be available at the Jan. Regular Board Meeting).

\* Auditor Vanessa Pineda will present to the full board next week.

\* Submitted the Audit report on time (by 12/15/22).

\* Clean opinion;

\* adjustments made as a result of additional monies coming in after August 15th; 2022;

\* we informed the public of our dispute with Fulgent charges as excessive and/or unsubstantiated;

\* P. 3 - Summary balance sheet comparison with prior year asset categories.

\* P. 4 - Profit and Loss - Statement of Activities in education parlance).

\* Year vs. year - growth of our reserve.

P. 5 - Expenses for program services (kids support) and management and general (M&O, legal, etc.). itemized by areas of support for the school, which is typical.

P. 7 - Questions for auditor; notes on/for each category

\* OPEB and actuarial payment projections are factored into the audit report

P. 19 - Subsequent Event note;

Ms. Malconian noted that the actuarial report indicated a decreased OPEB liability, to which Mr. Wood responded in the affirmative.

P. 20 - Board Members names, terms, listed.

P. 21 - some of the federal grants/how much received.

P. 22 - verify and do testing on our ADA; two extra months; have to file an annual report.

P. 23 - compliant with our required number of classroom minutes; we were over.



p. 24 - differences between unaudited actuals; 73K adjustments and statements filed to reconcile the difference.

Other pages - Auditors opine on other federal and State programs.

P. 34 - Tale of the Tape, so to speak: unmodified report; no weaknesses noted; deficiencies none;

P. 35 - No findings overall statement.

#### **E. 2022-2023 RFP for Audit Services**

Board member Malconian and Mr. Wood, CBO, led a discussion on the 2022-2023 Request for Proposal (RFP) process for Audit Services, with highlights as follow:

\* Mr. Wood noted that this is a normal process; current auditor is Christy White; contract expiring; not a performance concern; CBO is happy with current auditor performance and communication; this audit report is the final part of the contract;

\* Our auditor process is such that during April, 2023, there would be a selection; the Finance and Investment Committee leads the process;

\* Christy White has already sent in a proposal; We will be sending RFP letters to other auditors to invite additional auditors to submit proposals (minimum of three proposals required);

\* F&I Committee will review the proposals received and make recommendation(s) to the Full Board out of the Committee; possible March or April conclusion to this process.

### **V. School Business**

#### **A. Discussion and Vote to Recommend Approval of the "Royal Recognition!" ECRCHS Employee Recognition Program and Implementation**

Dr. Lowry, Director of Human Resources and Compliance, presented the proposed "Royal Recognition!" ECRCHS Employee Recognition Program and Implementation, with a summary as follows:

\* need to recognize employee performance and appreciation;

\* recurring theme of "appreciation" in the HR Office

\* previously discussed with Administrative Directors, HR Colleagues, and Business Office;

\* presented during Opening Faculty meeting by HR

\* Healthy organizations recognize their employees

\* can do this in a fiscally responsible ways and with Board support

Program 1: Royal Recognition Award (monthly nominees; online form; HR/Bus. Office,/others Award certificates/PA announcements/photos on website/display case

Program 2: Royal Ovation Award (two times per semester; one outstanding nominee recognized at a Board meeting (Dec. or June); preferred parking space; PA announcement; photo on website; display case;

Program 3: "Real Longevity Award" - award longevity; recognize length of service; Possible recognition after year one and year two and then at possible 5, 10, 15, etc. increments.

Board Member Malconian asked what might be the largest expense, to which Dr. Lowry responded that it depends on how many people are recognized for the different programs and what the cost might be for the awards;

Program 4: "Royal Raffle!" Quad, music, once per month; random drawing for prizes "just for being ECRCHS employees.

Program 4: Teacher or Employee Appreciation Week: Themes for each weekday during the week, with small gifts each day;

Dr. Lowry noted that we can scale the program and/or tailor programs and costs to what works for our school; Dr. Lowry noted that this program is a prudent investment in the welfare and morale of employees.

Boardmember Ramirez asked who would administer the program to which Dr. Lowry noted that HR would take the lead, while expecting some support from Administrative Directors, Teachers, Staff, parent volunteers, and the Board;

After some discussion about appreciation week (Employee appreciation is March 2023) and Teacher Appreciation is in May, 2023) other timing and logistics needs, the Finance and Investment Committee recommended that Dr. Lowry present this item to the full board next week for additional input and ideas for implementation.

Accordingly, no vote was taken at this time and this item will be a discussion item next week ahead of a vote in the near future.

Ms. Malconian, Mrs. Ramirez, Mr. Hussey, Mr. Wood, and Ms. Lopez-Vargas noted the program benefits staff welfare, retention, recruitment, and efforts to market and brand our school.

Cost out and identification of sources of funds will be a priority; no gift cards unless donated, etc.

## **B. 2023-2024 Budget Planning**

Mr. Wood, CBO, provided an opening/preliminary discussion on 2023-2024 Budget Planning, with highlights as follow:

- \* Continuing efforts to enact a bottoms-up approach to budgeting at ECRCHS (student-centered, staff needs/input-based, data-driven

- \* Next month, we should have a budget calendar with the goal of capturing the total budget from each department and not just for instructional materials and textbooks, but when they go on field trips, purchase supplies, licenses, and technology items for their classrooms, etc.

- \* Trying to capture needs and costs

- \* training and involve students and staff in the budgeting training/impact of their efforts and projections of revenues projected, actuals, and impacts on budget and expenditures moving forward.

- \* Student Body Funds via Student Council/Associated Student Body (ASB); they have oversight of ASB funds as elected student government/officials and need to exercise those duties and responsibilities, accordingly (student body governance of ASB funds/trust accounts);

- \* Mr. Hussey noted that this process has worked with staff in terms of asking people to think about wants versus needs and in the process take greater ownership of ASB funds management process/governance.

- \* Mr. Wood added that we've been blessed with one-time funding and certain categorical amounts; when one-time funds dry up, enrollment decreases, etc., goal is to continue to be more financially nimble, responsive, and transparent in response to unknown circumstances/revenue changes.

## **VI. Closing Items**

### **A. Adjourn Meeting**

Alexandra Ramirez made a motion to adjourn today's Finance and Investment Committee meeting.

Daniela Lopez-Vargas seconded the motion.

Voice vote taken; unanimous vote in favor of adjourning the meeting.

The committee **VOTED** unanimously to approve the motion.

There being no further business to be transacted, and upon motion duly made, seconded and approved, the meeting was adjourned at 7:06 PM.

Respectfully Submitted,  
Kurt Lowry

# Coversheet

## Investment Update

**Section:** III. Investment  
**Item:** A. Investment Update  
**Purpose:** Discuss  
**Submitted by:**  
**Related Material:** III.C. Beacon Pointe 4Q 2022 El Camino Real Investment Report.pdf  
III.C. January 2023 Investment Update.pdf



# El Camino Real Charter High School

## AS OF DECEMBER 31, 2022

**Beacon Pointe Advisors**  
24 Corporate Plaza Drive, Suite 150  
Newport Beach, CA 92660  
Phone: (949) 718-1600

## El Camino Real OPEB

**Total Composite**  
As of December 31, 2022

| Name                               | Q4-22 | YTD   | 1 Yr  | 3 Yrs | 5 Yrs | 10 Yrs |
|------------------------------------|-------|-------|-------|-------|-------|--------|
| <b>US Equity</b>                   |       |       |       |       |       |        |
| Russell 3000                       | 7.2   | -19.2 | -19.2 | 7.1   | 8.8   | 12.1   |
| S&P 500                            | 7.6   | -18.1 | -18.1 | 7.7   | 9.4   | 12.6   |
| Russell 1000                       | 7.2   | -19.1 | -19.1 | 7.3   | 9.1   | 12.4   |
| Russell 1000 Growth                | 2.2   | -29.1 | -29.1 | 7.8   | 11.0  | 14.1   |
| Russell 1000 Value                 | 12.4  | -7.5  | -7.5  | 6.0   | 6.7   | 10.3   |
| Russell MidCap                     | 9.2   | -17.3 | -17.3 | 5.9   | 7.1   | 11.0   |
| Russell 2000                       | 6.2   | -20.4 | -20.4 | 3.1   | 4.1   | 9.0    |
| Russell 2000 Growth                | 4.1   | -26.4 | -26.4 | 0.6   | 3.5   | 9.2    |
| Russell 2000 Value                 | 8.4   | -14.5 | -14.5 | 4.7   | 4.1   | 8.5    |
| <b>International Equity</b>        |       |       |       |       |       |        |
| MSCI ACWI                          | 9.8   | -18.4 | -18.4 | 4.0   | 5.2   | 8.0    |
| MSCI World ex USA                  | 16.2  | -14.3 | -14.3 | 1.3   | 1.8   | 4.6    |
| MSCI EAFE                          | 17.3  | -14.5 | -14.5 | 0.9   | 1.5   | 4.7    |
| MSCI Emerging Markets              | 9.7   | -20.1 | -20.1 | -2.7  | -1.4  | 1.4    |
| <b>Fixed Income</b>                |       |       |       |       |       |        |
| 91 Day T-Bills                     | 0.8   | 1.5   | 1.5   | 0.6   | 1.2   | 0.7    |
| Bloomberg US Aggregate TR          | 1.9   | -13.0 | -13.0 | -2.7  | 0.0   | 1.1    |
| Bloomberg US Govt/Credit TR        | 1.8   | -13.6 | -13.6 | -2.6  | 0.2   | 1.2    |
| Bloomberg US Municipal TR          | 4.1   | -8.5  | -8.5  | -0.8  | 1.3   | 2.1    |
| Bloomberg US High Yield TR         | 4.2   | -11.2 | -11.2 | 0.0   | 2.3   | 4.0    |
| FTSE WGBI TR                       | 3.8   | -18.3 | -18.3 | -5.7  | -2.5  | -1.2   |
| FTSE WGBI ex US TR                 | 6.5   | -22.1 | -22.1 | -8.0  | -4.2  | -2.3   |
| <b>Real Estate</b>                 |       |       |       |       |       |        |
| FTSE NAREIT All REIT               | 4.5   | -25.1 | -25.1 | -0.5  | 3.9   | 6.9    |
| NCREIF Property Index              | -3.5  | 5.5   | 5.5   | 8.1   | 7.5   | 8.8    |
| <b>Alternatives</b>                |       |       |       |       |       |        |
| HFRI Fund of Funds Composite Index | 1.8   | -5.2  | -5.2  | 3.7   | 3.0   | 3.5    |
| <b>Inflation</b>                   |       |       |       |       |       |        |
| Consumer Price Index               | 0.0   | 6.5   | 6.5   | 4.9   | 3.8   | 2.6    |

# El Camino Real OPEB

## Total Composite As of December 31, 2022

|                                    | Market Value (\$) | % of Portfolio | 3 Mo (%)    | YTD (%)      | 1 Yr (%)     | 3 Yrs (%) | 5 Yrs (%) | 7 Yrs (%) | 10 Yrs (%) | Since 3/31/11 (%) | Inception (%) | Inception Date |
|------------------------------------|-------------------|----------------|-------------|--------------|--------------|-----------|-----------|-----------|------------|-------------------|---------------|----------------|
| <b>Total Composite</b>             | <b>21,859,491</b> | <b>100.0</b>   | <b>6.4</b>  | <b>-17.0</b> | <b>-17.0</b> | <b>--</b> | <b>--</b> | <b>--</b> | <b>--</b>  | <b>--</b>         | <b>-12.6</b>  | <b>Sep-21</b>  |
| <i>Policy Index</i>                |                   |                | 6.6         | -16.0        | -16.0        | --        | --        | --        | --         | --                | -11.6         | Sep-21         |
| <b>Total Equity</b>                | <b>11,831,190</b> | <b>54.1</b>    | <b>10.2</b> | <b>-20.5</b> | <b>-20.5</b> | <b>--</b> | <b>--</b> | <b>--</b> | <b>--</b>  | <b>--</b>         | <b>-15.3</b>  | <b>Sep-21</b>  |
| <i>MSCI ACWI</i>                   |                   |                | 9.8         | -18.4        | -18.4        | 4.0       | 5.2       | 8.1       | 8.0        | 7.0               | -12.7         | Sep-21         |
| <b>Total Domestic Equity</b>       | <b>7,865,823</b>  | <b>36.0</b>    | <b>7.7</b>  | <b>-22.1</b> | <b>-22.1</b> | <b>--</b> | <b>--</b> | <b>--</b> | <b>--</b>  | <b>--</b>         | <b>-14.9</b>  | <b>Sep-21</b>  |
| <i>Russell 3000</i>                |                   |                | 7.2         | -19.2        | -19.2        | 7.1       | 8.8       | 11.0      | 12.1       | 11.2              | -12.0         | Sep-21         |
| <b>Total International Equity</b>  | <b>3,965,367</b>  | <b>18.1</b>    | <b>15.5</b> | <b>-17.3</b> | <b>-17.3</b> | <b>--</b> | <b>--</b> | <b>--</b> | <b>--</b>  | <b>--</b>         | <b>-15.4</b>  | <b>Sep-21</b>  |
| <i>MSCI ACWI ex USA</i>            |                   |                | 14.3        | -16.0        | -16.0        | 0.1       | 0.9       | 4.8       | 3.8        | 3.0               | -13.2         | Sep-21         |
| <b>Total Fixed</b>                 | <b>7,075,533</b>  | <b>32.4</b>    | <b>2.1</b>  | <b>-11.5</b> | <b>-11.5</b> | <b>--</b> | <b>--</b> | <b>--</b> | <b>--</b>  | <b>--</b>         | <b>-9.3</b>   | <b>Sep-21</b>  |
| <i>Bloomberg US Aggregate TR</i>   |                   |                | 1.9         | -13.0        | -13.0        | -2.7      | 0.0       | 0.9       | 1.1        | 1.9               | -10.5         | Sep-21         |
| <b>Total Alternatives</b>          | <b>2,895,891</b>  | <b>13.2</b>    | <b>3.4</b>  | <b>-16.0</b> | <b>-16.0</b> | <b>--</b> | <b>--</b> | <b>--</b> | <b>--</b>  | <b>--</b>         | <b>-9.6</b>   | <b>Sep-21</b>  |
| <i>Custom Alts Index</i>           |                   |                | 6.6         | -17.0        | -17.0        | --        | --        | --        | --         | --                | -10.7         | Sep-21         |
| <b>Total Cash</b>                  | <b>56,877</b>     | <b>0.3</b>     | <b>1.0</b>  | <b>1.5</b>   | <b>1.5</b>   | <b>--</b> | <b>--</b> | <b>--</b> | <b>--</b>  | <b>--</b>         | <b>1.1</b>    | <b>Sep-21</b>  |
| <i>ICE BofA 91 Days T-Bills TR</i> |                   |                | 0.8         | 1.5          | 1.5          | 0.7       | 1.3       | 1.1       | 0.8        | 0.7               | 1.1           | Sep-21         |

|                      | Current Balance     | Current Allocation | Policy        | Policy Range  | Difference | Within IPS Range? |
|----------------------|---------------------|--------------------|---------------|---------------|------------|-------------------|
| US Equity            | \$7,865,823         | 36.0%              | 35.0%         | 20.0% - 50.0% | 1.0%       | Yes               |
| International Equity | \$3,965,367         | 18.1%              | 20.0%         | 10.0% - 30.0% | -1.9%      | Yes               |
| Fixed Income         | \$7,075,533         | 32.4%              | 30.0%         | 20.0% - 50.0% | 2.4%       | Yes               |
| Alternatives         | \$2,895,891         | 13.2%              | 15.0%         | 0.0% - 25.0%  | -1.8%      | Yes               |
| Cash                 | \$56,877            | 0.3%               | 0.0%          | 0.0% - 10.0%  | 0.3%       | Yes               |
| <b>Total</b>         | <b>\$21,859,491</b> | <b>100.0%</b>      | <b>100.0%</b> |               |            |                   |



# El Camino Real OPEB

## Total Composite As of December 31, 2022

|                                       | Market Value (\$) | % of Portfolio | 3 Mo (%)    | YTD (%)      | 1 Yr (%)     | 3 Yrs (%) | 5 Yrs (%) | 7 Yrs (%) | 10 Yrs (%) | Since 3/31/11 (%) | Inception (%) | Inception Date |
|---------------------------------------|-------------------|----------------|-------------|--------------|--------------|-----------|-----------|-----------|------------|-------------------|---------------|----------------|
| <b>Total Composite</b>                | <b>21,859,491</b> | <b>100.0</b>   | <b>6.4</b>  | <b>-17.0</b> | <b>-17.0</b> | <b>--</b> | <b>--</b> | <b>--</b> | <b>--</b>  | <b>--</b>         | <b>-12.6</b>  | <b>Sep-21</b>  |
| <i>Policy Index</i>                   |                   |                | 6.6         | -16.0        | -16.0        | --        | --        | --        | --         | --                | -11.6         | Sep-21         |
| <b>Total Equity</b>                   | <b>11,831,190</b> | <b>54.1</b>    | <b>10.2</b> | <b>-20.5</b> | <b>-20.5</b> | <b>--</b> | <b>--</b> | <b>--</b> | <b>--</b>  | <b>--</b>         | <b>-15.3</b>  | <b>Sep-21</b>  |
| <i>MSCI ACWI</i>                      |                   |                | 9.8         | -18.4        | -18.4        | 4.0       | 5.2       | 8.1       | 8.0        | 7.0               | -12.7         | Sep-21         |
| <b>Total Domestic Equity</b>          | <b>7,865,823</b>  | <b>36.0</b>    | <b>7.7</b>  | <b>-22.1</b> | <b>-22.1</b> | <b>--</b> | <b>--</b> | <b>--</b> | <b>--</b>  | <b>--</b>         | <b>-14.9</b>  | <b>Sep-21</b>  |
| <i>Russell 3000</i>                   |                   |                | 7.2         | -19.2        | -19.2        | 7.1       | 8.8       | 11.0      | 12.1       | 11.2              | -12.0         | Sep-21         |
| Fiduciary Management: Large Cap Instl | 2,390,689         | 10.9           | 12.1        | -13.2        | -13.2        | --        | --        | --        | --         | --                | -6.3          | Sep-21         |
| <i>Russell 1000 Value</i>             |                   |                | 12.4        | -7.5         | -7.5         | 6.0       | 6.7       | 9.1       | 10.3       | 9.6               | -2.9          | Sep-21         |
| Schwab US Large Cap Value Index       | 480,522           | 2.2            | 12.4        | -7.6         | -7.6         | 5.9       | 6.6       | --        | --         | --                | 2.0           | Nov-22         |
| <i>Russell 1000 Value</i>             |                   |                | 12.4        | -7.5         | -7.5         | 6.0       | 6.7       | 9.1       | 10.3       | 9.6               | 2.0           | Nov-22         |
| Vanguard S&P 500 ETF                  | 2,056,042         | 9.4            | 7.5         | -18.2        | -18.2        | 7.6       | 9.3       | 11.4      | 12.5       | 11.6              | -10.2         | Sep-21         |
| <i>S&amp;P 500</i>                    |                   |                | 7.6         | -18.1        | -18.1        | 7.7       | 9.4       | 11.5      | 12.6       | 11.7              | -10.2         | Sep-21         |
| Polen Capital Focus Growth            | 971,600           | 4.4            | 1.0         | -36.7        | -36.7        | --        | --        | --        | --         | --                | -29.1         | Sep-21         |
| <i>Russell 1000 Growth</i>            |                   |                | 2.2         | -29.1        | -29.1        | 7.8       | 11.0      | 12.9      | 14.1       | 12.9              | -19.7         | Sep-21         |
| Schwab US Large Cap Growth Index      | 814,120           | 3.7            | 2.2         | -29.2        | -29.2        | 7.7       | 10.9      | --        | --         | --                | -3.5          | Nov-22         |
| <i>Russell 1000 Growth</i>            |                   |                | 2.2         | -29.1        | -29.1        | 7.8       | 11.0      | 12.9      | 14.1       | 12.9              | -3.4          | Nov-22         |
| Vanguard Mid-Cap ETF                  | 839,493           | 3.8            | 9.0         | -18.7        | -18.7        | 6.2       | 7.3       | 9.5       | 11.1       | 9.8               | -12.2         | Sep-21         |
| <i>CRSP US Mid Cap TR USD</i>         |                   |                | 9.0         | -18.7        | -18.7        | 6.2       | 7.3       | 9.5       | 11.1       | 10.0              | -12.1         | Sep-21         |
| Vanguard Russell 2000 ETF             | 313,358           | 1.4            | 6.2         | -20.5        | -20.5        | 3.1       | 4.2       | 7.9       | 9.0        | 7.9               | -16.3         | Sep-21         |
| <i>CRSP US Small Cap TR USD</i>       |                   |                | 8.0         | -17.6        | -17.6        | 4.9       | 5.9       | 9.0       | 10.1       | 9.1               | -13.1         | Sep-21         |
| <b>Total International Equity</b>     | <b>3,965,367</b>  | <b>18.1</b>    | <b>15.5</b> | <b>-17.3</b> | <b>-17.3</b> | <b>--</b> | <b>--</b> | <b>--</b> | <b>--</b>  | <b>--</b>         | <b>-15.4</b>  | <b>Sep-21</b>  |
| <i>MSCI ACWI ex USA</i>               |                   |                | 14.3        | -16.0        | -16.0        | 0.1       | 0.9       | 4.8       | 3.8        | 3.0               | -13.2         | Sep-21         |
| Artisan International Value Instl     | 1,796,817         | 8.2            | 19.0        | -6.8         | -6.8         | 5.9       | 4.5       | 7.3       | 7.7        | 7.5               | -4.3          | Sep-21         |
| <i>MSCI EAFE</i>                      |                   |                | 17.3        | -14.5        | -14.5        | 0.9       | 1.5       | 4.5       | 4.7        | 3.9               | -11.2         | Sep-21         |

# El Camino Real OPEB

## Total Composite As of December 31, 2022

|   | Market Value (\$) | % of Portfolio | 3 Mo (%)   | YTD (%)      | 1 Yr (%)     | 3 Yrs (%) | 5 Yrs (%) | 7 Yrs (%) | 10 Yrs (%) | Since 3/31/11 (%) | Inception (%) | Inception Date |
|---|-------------------|----------------|------------|--------------|--------------|-----------|-----------|-----------|------------|-------------------|---------------|----------------|
| American Europacific F3                             | 1,637,761         | 7.5            | 13.8       | -22.7        | -22.7        | -0.2      | 1.5       | 5.2       | 5.2        | 4.3               | -20.8         | Sep-21         |
| <i>MSCI ACWI ex USA</i>                             |                   |                | 14.3       | -16.0        | -16.0        | 0.1       | 0.9       | 4.8       | 3.8        | 3.0               | -13.2         | Sep-21         |
| Lazard Emerging Markets Eq Advantage                | 530,790           | 2.4            | 9.4        | -21.0        | -21.0        | -2.2      | -1.1      | 5.7       | --         | --                | 9.4           | Oct-22         |
| <i>MSCI Emerging Markets</i>                        |                   |                | 9.7        | -20.1        | -20.1        | -2.7      | -1.4      | 5.2       | 1.4        | 0.7               | 9.7           | Oct-22         |
| <b>Total Fixed</b>                                  | <b>7,075,533</b>  | <b>32.4</b>    | <b>2.1</b> | <b>-11.5</b> | <b>-11.5</b> | <b>--</b> | <b>--</b> | <b>--</b> | <b>--</b>  | <b>--</b>         | <b>-9.3</b>   | <b>Sep-21</b>  |
| <i>Bloomberg US Aggregate TR</i>                    |                   |                | 1.9        | -13.0        | -13.0        | -2.7      | 0.0       | 0.9       | 1.1        | 1.9               | -10.5         | Sep-21         |
| Metropolitan West Total Return                      | 3,036,046         | 13.9           | 1.7        | -14.8        | -14.8        | -2.8      | 0.1       | 0.9       | 1.3        | 2.4               | -11.9         | Sep-21         |
| <i>Bloomberg US Aggregate TR</i>                    |                   |                | 1.9        | -13.0        | -13.0        | -2.7      | 0.0       | 0.9       | 1.1        | 1.9               | -10.5         | Sep-21         |
| Dodge & Cox Income                                  | 2,982,945         | 13.6           | 2.8        | -10.9        | -10.9        | -1.1      | 1.1       | 2.2       | 2.1        | 2.7               | -9.0          | Sep-21         |
| <i>Bloomberg US Aggregate TR</i>                    |                   |                | 1.9        | -13.0        | -13.0        | -2.7      | 0.0       | 0.9       | 1.1        | 1.9               | -10.5         | Sep-21         |
| PIMCO Short Asset Investment                        | 1,056,542         | 4.8            | 1.0        | 0.6          | 0.6          | 0.6       | 1.3       | 1.4       | 1.2        | --                | 1.2           | Apr-22         |
| <i>FTSE T-Bill 3 Months TR</i>                      |                   |                | 0.9        | 1.5          | 1.5          | 0.7       | 1.2       | 1.0       | 0.7        | 0.6               | 1.5           | Apr-22         |
| <b>Total Alternatives</b>                           | <b>2,895,891</b>  | <b>13.2</b>    | <b>3.4</b> | <b>-16.0</b> | <b>-16.0</b> | <b>--</b> | <b>--</b> | <b>--</b> | <b>--</b>  | <b>--</b>         | <b>-9.6</b>   | <b>Sep-21</b>  |
| <i>Custom Alts Index</i>                            |                   |                | 6.6        | -17.0        | -17.0        | --        | --        | --        | --         | --                | -10.7         | Sep-21         |
| Swan Hedged Equity US ETF                           | 2,116,445         | 9.7            | 2.0        | -12.0        | -12.0        | --        | --        | --        | --         | --                | -6.5          | Sep-21         |
| <i>60% S&amp;P 500 / 40% Bloomberg US Aggregate</i> |                   |                | 5.4        | -15.8        | -15.8        | 3.8       | 6.0       | 7.4       | 8.1        | 7.9               | -10.0         | Sep-21         |
| PGIM Global Real Estate Fund                        | 779,446           | 3.6            | 7.2        | -26.7        | -26.7        | -3.6      | 1.3       | 2.6       | 3.6        | 4.5               | -18.0         | Sep-21         |
| <i>FTSE EPRA/NAREIT Developed TR USD</i>            |                   |                | 7.1        | -24.4        | -24.4        | -4.1      | 0.7       | 2.8       | 3.9        | 4.7               | -16.5         | Sep-21         |
| <b>Total Cash</b>                                   | <b>56,877</b>     | <b>0.3</b>     | <b>1.0</b> | <b>1.5</b>   | <b>1.5</b>   | <b>--</b> | <b>--</b> | <b>--</b> | <b>--</b>  | <b>--</b>         | <b>1.1</b>    | <b>Sep-21</b>  |
| <i>ICE BofA 91 Days T-Bills TR</i>                  |                   |                | 0.8        | 1.5          | 1.5          | 0.7       | 1.3       | 1.1       | 0.8        | 0.7               | 1.1           | Sep-21         |

# El Camino Real OPEB

**Total Composite**  
As of December 31, 2022

## Policy Benchmark History As of December 31, 2022

|                        |         |   |
|------------------------|---------|---|
| <b>Total Composite</b> |         |   |
| 9/1/2021               | Present | 60% MSCI ACWI / 40% Bloomberg US Aggregate TR |
| <b>Total Equity</b>    |         |   |

## Allocation Benchmark History As of December 31, 2022

|                                   |         |                  |
|-----------------------------------|---------|------------------|
| <b>Total Equity</b>               |         |                  |
| 9/1/2021                          | Present | MSCI ACWI        |
| <b>Total Domestic Equity</b>      |         |                  |
| 9/1/2021                          | Present | Russell 3000     |
| <b>Total International Equity</b> |         |                  |
| 9/1/2021                          | Present | MSCI ACWI ex USA |






## Custom Alts Benchmark History As of December 31, 2022

|                           |         |  |
|---------------------------|---------|--|
| <b>Total Alternatives</b> |         |  |
| 9/1/2021                  | Present | 32% FTSE EPRA/NAREIT Developed TR USD / 57% 60% S&P 500 / 40% Bloomberg US Aggregate / 11% S&P Global Infrastructure |

# El Camino Real GA

## Total Composite As of December 31, 2022

|                                    | Market Value (\$) | % of Portfolio | 3 Mo (%)    | YTD (%)      | 1 Yr (%)     | 3 Yrs (%) | 5 Yrs (%) | 7 Yrs (%) | 10 Yrs (%) | Since 3/31/11 (%) | Inception (%) | Inception Date |
|------------------------------------|-------------------|----------------|-------------|--------------|--------------|-----------|-----------|-----------|------------|-------------------|---------------|----------------|
| <b>Total Composite</b>             | <b>5,907,388</b>  | <b>100.0</b>   | <b>3.7</b>  | <b>-13.6</b> | <b>-13.6</b> | <b>--</b> | <b>--</b> | <b>--</b> | <b>--</b>  | <b>--</b>         | <b>-9.1</b>   | <b>Aug-21</b>  |
| <i>Policy Index</i>                |                   |                | 4.3         | -14.4        | -14.4        | --        | --        | --        | --         | --                | -9.9          | Aug-21         |
| <b>Total Equity</b>                | <b>1,583,358</b>  | <b>26.8</b>    | <b>9.6</b>  | <b>-20.8</b> | <b>-20.8</b> | <b>--</b> | <b>--</b> | <b>--</b> | <b>--</b>  | <b>--</b>         | <b>-12.1</b>  | <b>Aug-21</b>  |
| <i>MSCI ACWI</i>                   |                   |                | 9.8         | -18.4        | -18.4        | 4.0       | 5.2       | 8.1       | 8.0        | 7.0               | -10.4         | Aug-21         |
| <b>Total Domestic Equity</b>       | <b>1,173,386</b>  | <b>19.9</b>    | <b>7.3</b>  | <b>-22.7</b> | <b>-22.7</b> | <b>--</b> | <b>--</b> | <b>--</b> | <b>--</b>  | <b>--</b>         | <b>-12.7</b>  | <b>Aug-21</b>  |
| <i>Russell 3000</i>                |                   |                | 7.2         | -19.2        | -19.2        | 7.1       | 8.8       | 11.0      | 12.1       | 11.2              | -9.6          | Aug-21         |
| <b>Total International Equity</b>  | <b>409,972</b>    | <b>6.9</b>     | <b>16.7</b> | <b>-14.5</b> | <b>-14.5</b> | <b>--</b> | <b>--</b> | <b>--</b> | <b>--</b>  | <b>--</b>         | <b>-10.2</b>  | <b>Aug-21</b>  |
| <i>MSCI ACWI ex USA</i>            |                   |                | 14.3        | -16.0        | -16.0        | 0.1       | 0.9       | 4.8       | 3.8        | 3.0               | -11.3         | Aug-21         |
| <b>Total Fixed</b>                 | <b>3,910,993</b>  | <b>66.2</b>    | <b>1.6</b>  | <b>-10.4</b> | <b>-10.4</b> | <b>--</b> | <b>--</b> | <b>--</b> | <b>--</b>  | <b>--</b>         | <b>-8.1</b>   | <b>Aug-21</b>  |
| <i>Bloomberg US Aggregate TR</i>   |                   |                | 1.9         | -13.0        | -13.0        | -2.7      | 0.0       | 0.9       | 1.1        | 1.9               | -10.0         | Aug-21         |
| <b>Total Alternatives</b>          | <b>293,291</b>    | <b>5.0</b>     | <b>3.8</b>  | <b>-18.0</b> | <b>-18.0</b> | <b>--</b> | <b>--</b> | <b>--</b> | <b>--</b>  | <b>--</b>         | <b>-9.2</b>   | <b>Aug-21</b>  |
| <b>Total Cash</b>                  | <b>119,747</b>    | <b>2.0</b>     | <b>1.1</b>  | <b>1.5</b>   | <b>1.5</b>   | <b>--</b> | <b>--</b> | <b>--</b> | <b>--</b>  | <b>--</b>         | <b>1.0</b>    | <b>Aug-21</b>  |
| <i>ICE BofA 91 Days T-Bills TR</i> |                   |                | 0.8         | 1.5          | 1.5          | 0.7       | 1.3       | 1.1       | 0.8        | 0.7               | 1.0           | Aug-21         |

|  | Current Balance    | Current Allocation | Policy        | Policy Range  | Difference | Within IPS Range? |
|--|--------------------|--------------------|---------------|---------------|------------|-------------------|
|  US Equity            | \$1,173,386        | 19.9%              | 20.0%         | 10.0% - 30.0% | -0.1%      | Yes               |
|  International Equity | \$409,972          | 6.9%               | 5.0%          | 0.0% - 15.0%  | 1.9%       | Yes               |
|  Fixed Income         | \$3,910,993        | 66.2%              | 70.0%         | 50.0% - 90.0% | -3.8%      | Yes               |
|  Alternatives         | \$293,291          | 5.0%               | 5.0%          | 0.0% - 15.0%  | 0.0%       | Yes               |
|  Cash                 | \$119,747          | 2.0%               | 0.0%          | 0.0% - 20.0%  | 2.0%       | Yes               |
| <b>Total</b>   | <b>\$5,907,388</b> | <b>100.0%</b>      | <b>100.0%</b> |               |            |                   |

# El Camino Real GA

## Total Composite

As of December 31, 2022

|                                     | Market Value (\$) | % of Portfolio | 3 Mo (%)    | YTD (%)      | 1 Yr (%)     | 3 Yrs (%) | 5 Yrs (%) | 7 Yrs (%) | 10 Yrs (%) | Since 3/31/11 (%) | Inception (%) | Inception Date |
|-------------------------------------|-------------------|----------------|-------------|--------------|--------------|-----------|-----------|-----------|------------|-------------------|---------------|----------------|
| <b>Total Composite</b>              | <b>5,907,388</b>  | <b>100.0</b>   | <b>3.7</b>  | <b>-13.6</b> | <b>-13.6</b> | <b>--</b> | <b>--</b> | <b>--</b> | <b>--</b>  | <b>--</b>         | <b>-9.1</b>   | <b>Aug-21</b>  |
| <i>Policy Index</i>                 |                   |                | 4.3         | -14.4        | -14.4        | --        | --        | --        | --         | --                | -9.9          | Aug-21         |
| <b>Total Equity</b>                 | <b>1,583,358</b>  | <b>26.8</b>    | <b>9.6</b>  | <b>-20.8</b> | <b>-20.8</b> | <b>--</b> | <b>--</b> | <b>--</b> | <b>--</b>  | <b>--</b>         | <b>-12.1</b>  | <b>Aug-21</b>  |
| <i>MSCI ACWI</i>                    |                   |                | 9.8         | -18.4        | -18.4        | 4.0       | 5.2       | 8.1       | 8.0        | 7.0               | -10.4         | Aug-21         |
| <b>Total Domestic Equity</b>        | <b>1,173,386</b>  | <b>19.9</b>    | <b>7.3</b>  | <b>-22.7</b> | <b>-22.7</b> | <b>--</b> | <b>--</b> | <b>--</b> | <b>--</b>  | <b>--</b>         | <b>-12.7</b>  | <b>Aug-21</b>  |
| <i>Russell 3000</i>                 |                   |                | 7.2         | -19.2        | -19.2        | 7.1       | 8.8       | 11.0      | 12.1       | 11.2              | -9.6          | Aug-21         |
| Fiduciary Management: Large Cap     | 440,869           | 7.5            | 12.0        | -13.4        | -13.4        | --        | --        | --        | --         | --                | -4.9          | Aug-21         |
| <i>Russell 1000 Value</i>           |                   |                | 12.4        | -7.5         | -7.5         | 6.0       | 6.7       | 9.1       | 10.3       | 9.6               | -1.4          | Aug-21         |
| Schwab US Large Cap Growth Index    | 121,466           | 2.1            | 2.2         | -29.2        | -29.2        | 7.7       | 10.9      | --        | --         | --                | -3.5          | Nov-22         |
| <i>Russell 1000 Growth</i>          |                   |                | 2.2         | -29.1        | -29.1        | 7.8       | 11.0      | 12.9      | 14.1       | 12.9              | -3.4          | Nov-22         |
| Vanguard S&P 500 ETF                | 417,392           | 7.1            | 7.5         | -18.2        | -18.2        | 7.6       | 9.3       | 11.4      | 12.5       | 11.6              | -7.7          | Aug-21         |
| <i>S&amp;P 500</i>                  |                   |                | 7.6         | -18.1        | -18.1        | 7.7       | 9.4       | 11.5      | 12.6       | 11.7              | -7.7          | Aug-21         |
| Polen Capital Focus Growth          | 193,660           | 3.3            | 0.7         | -37.1        | -37.1        | --        | --        | --        | --         | --                | -26.1         | Aug-21         |
| <i>Russell 1000 Growth</i>          |                   |                | 2.2         | -29.1        | -29.1        | 7.8       | 11.0      | 12.9      | 14.1       | 12.9              | -16.5         | Aug-21         |
| <b>Total International Equity</b>   | <b>409,972</b>    | <b>6.9</b>     | <b>16.7</b> | <b>-14.5</b> | <b>-14.5</b> | <b>--</b> | <b>--</b> | <b>--</b> | <b>--</b>  | <b>--</b>         | <b>-10.2</b>  | <b>Aug-21</b>  |
| <i>MSCI ACWI ex USA</i>             |                   |                | 14.3        | -16.0        | -16.0        | 0.1       | 0.9       | 4.8       | 3.8        | 3.0               | -11.3         | Aug-21         |
| Artisan International Value Instl   | 230,304           | 3.9            | 19.0        | -6.8         | -6.8         | 5.9       | 4.5       | 7.3       | 7.7        | 7.5               | -3.9          | Aug-21         |
| <i>MSCI EAFE</i>                    |                   |                | 17.3        | -14.5        | -14.5        | 0.9       | 1.5       | 4.5       | 4.7        | 3.9               | -9.5          | Aug-21         |
| American Funds Europacific Growth   | 179,668           | 3.0            | 13.8        | -22.7        | -22.7        | -0.2      | 1.5       | 5.2       | 5.2        | 4.3               | -17.8         | Aug-21         |
| <i>MSCI ACWI ex USA</i>             |                   |                | 14.3        | -16.0        | -16.0        | 0.1       | 0.9       | 4.8       | 3.8        | 3.0               | -11.3         | Aug-21         |
| <b>Total Fixed</b>                  | <b>3,910,993</b>  | <b>66.2</b>    | <b>1.6</b>  | <b>-10.4</b> | <b>-10.4</b> | <b>--</b> | <b>--</b> | <b>--</b> | <b>--</b>  | <b>--</b>         | <b>-8.1</b>   | <b>Aug-21</b>  |
| <i>Bloomberg US Aggregate TR</i>    |                   |                | 1.9         | -13.0        | -13.0        | -2.7      | 0.0       | 0.9       | 1.1        | 1.9               | -10.0         | Aug-21         |
| Dodge & Cox Income                  | 1,020,166         | 17.3           | 2.8         | -10.9        | -10.9        | -1.1      | 1.1       | 2.2       | 2.1        | 2.7               | -8.5          | Aug-21         |
| <i>Bloomberg US Aggregate TR</i>    |                   |                | 1.9         | -13.0        | -13.0        | -2.7      | 0.0       | 0.9       | 1.1        | 1.9               | -10.0         | Aug-21         |
| Metropolitan West Total Return Bond | 1,444,298         | 24.4           | 1.7         | -14.8        | -14.8        | -2.8      | 0.1       | 0.9       | 1.3        | 2.4               | -11.3         | Aug-21         |
| <i>Bloomberg US Aggregate TR</i>    |                   |                | 1.9         | -13.0        | -13.0        | -2.7      | 0.0       | 0.9       | 1.1        | 1.9               | -10.0         | Aug-21         |
| PIMCO Low Duration                  | 1,446,529         | 24.5           | 0.7         | -5.2         | -5.2         | -0.9      | 0.4       | 0.9       | 0.8        | 1.2               | -4.3          | Aug-21         |
| <i>Bloomberg US Govt 1-3 Yr TR</i>  |                   |                | 0.7         | -3.8         | -3.8         | -0.5      | 0.7       | 0.7       | 0.7        | 0.7               | -3.2          | Aug-21         |

# El Camino Real GA

## Total Composite As of December 31, 2022

|   | Market Value<br>(\$) | % of<br>Portfolio | 3 Mo<br>(%) | YTD<br>(%)   | 1 Yr<br>(%)  | 3 Yrs<br>(%) | 5 Yrs<br>(%) | 7 Yrs<br>(%) | 10 Yrs<br>(%) | Since<br>3/31/11<br>(%) | Inception<br>(%) | Inception<br>Date |
|---|----------------------|-------------------|-------------|--------------|--------------|--------------|--------------|--------------|---------------|-------------------------|------------------|-------------------|
| <b>Total Alternatives</b>                           | <b>293,291</b>       | <b>5.0</b>        | <b>3.8</b>  | <b>-18.0</b> | <b>-18.0</b> | <b>--</b>    | <b>--</b>    | <b>--</b>    | <b>--</b>     | <b>--</b>               | <b>-9.2</b>      | <b>Aug-21</b>     |
| Swan Hedged Equity US ETF                           | 187,081              | 3.2               | 2.0         | -12.0        | -12.0        | --           | --           | --           | --            | --                      | -4.7             | Aug-21            |
| <i>60% S&amp;P 500 / 40% Bloomberg US Aggregate</i> |                      |                   | 5.4         | -15.8        | -15.8        | 3.8          | 6.0          | 7.4          | 8.1           | 7.9                     | -8.3             | Aug-21            |
| PGIM Global Real Estate Fund                        | 106,209              | 1.8               | 7.2         | -26.7        | -26.7        | -3.6         | 1.3          | 2.6          | 3.6           | 4.5                     | -16.1            | Aug-21            |
| <i>FTSE EPRA/NAREIT Developed TR USD</i>            |                      |                   | 7.1         | -24.4        | -24.4        | -4.1         | 0.7          | 2.8          | 3.9           | 4.7                     | -14.8            | Aug-21            |
| <b>Total Cash</b>                                   | <b>119,747</b>       | <b>2.0</b>        | <b>1.1</b>  | <b>1.5</b>   | <b>1.5</b>   | <b>--</b>    | <b>--</b>    | <b>--</b>    | <b>--</b>     | <b>--</b>               | <b>1.0</b>       | <b>Aug-21</b>     |
| <i>ICE BofA 91 Days T-Bills TR</i>                  |                      |                   | 0.8         | 1.5          | 1.5          | 0.7          | 1.3          | 1.1          | 0.8           | 0.7                     | 1.0              | Aug-21            |
| FIRST AM US TREAS MM CL Z                           | 119,747              | 2.0               | 1.1         | 1.5          | 1.5          | --           | --           | --           | --            | --                      | 1.0              | Aug-21            |
| <i>ICE BofA 91 Days T-Bills TR</i>                  |                      |                   | 0.8         | 1.5          | 1.5          | 0.7          | 1.3          | 1.1          | 0.8           | 0.7                     | 1.0              | Aug-21            |

**Policy Benchmark History**  
As of December 31, 2022

|                        |         |   |
|------------------------|---------|---|
| <b>Total Composite</b> |         |   |
| 8/1/2021               | Present | 30% MSCI ACWI / 70% Bloomberg US Aggregate TR |
| <b>Total Equity</b>    |         |   |
| 8/1/2021               | Present | MSCI ACWI                                     |

**Allocation Benchmark History**  
As of December 31, 2022

|                                   |         |                  |
|-----------------------------------|---------|------------------|
| <b>Total International Equity</b> |         |                  |
| 8/1/2021                          | Present | MSCI ACWI ex USA |

**Custom Alts Benchmark History**  
As of December 31, 2022

|                           |         |                   |
|---------------------------|---------|-------------------|
| <b>Total Alternatives</b> |         |                   |
| 8/1/2021                  | Present | Custom Alts Index |

## IMPORTANT DISCLOSURES

---

*The information set forth herein is for the sole use of our clients and prospective clients, and only in connection with the purposes for which it is presented. By accepting delivery of the information, the intended recipient agrees that: a) the information set forth and the methodologies utilized herein are proprietary to Beacon Pointe, and b) no part hereof will be reproduced, reprinted, disseminated, displayed, or utilized for any reason other than the purposes expressed without the prior written consent of Beacon Pointe.*

*Opinions expressed herein are subject to change without notice. Beacon Pointe has exercised all reasonable professional care in preparing this information. Information that has been obtained from outside sources we believe to be reliable; however, Beacon Pointe has not independently verified or attested to the accuracy or authenticity of the information. Beacon Pointe shall not be liable to customers or anyone else for the inaccuracy or non-authenticity of the information or any errors of omission in content regardless of the cause of such inaccuracy, non-authenticity, error, or omission, except to the extent arising from the sole gross negligence of Beacon Pointe. In no event shall Beacon Pointe be liable for consequential damages.*

*Beacon Pointe Advisors does not offer legal or tax advice. Please consult with the appropriate tax or legal professional regarding your circumstances. This information is not intended and should not be relied upon as individualized tax, legal, fiduciary, or investment advice. Only a tax or legal professional may recommend the application of this general information to any particular situation or prepare an instrument chosen to implement any design discussed herein. Nothing herein should be relied upon as personalized investment advice, nor should it be considered an individualized recommendation, offer or solicitation for the purchase or sale of any security or to adopt a specific investment strategy. An investor should consult with their financial professional before making any investment decisions.*

*Investing in securities involves risks, and there is always a chance of losing money when you invest in securities. Asset allocation, diversification, and rebalancing do not ensure a profit or protect against loss in declining markets. Past performance is not a guarantee of future results.*

*Thank you for your continued confidence in Beacon Pointe.*



# PERFORMANCE DISCLOSURES & GLOSSARY TERMS

**General Disclosure:** This information is confidential and proprietary and may not be reproduced or used for any reason other than the purposes expressed by the Beacon Pointe Family of Companies, which includes Beacon Pointe Advisors, LLC ("BPA") and Beacon Pointe Wealth Advisors, LLC ("BPWA"), without the prior written consent of BPA or BPWA. For presentation purposes we included the performance for subadvisors that we are recommending based on current market conditions. As BPA's & BPWA's recommendations of subadvisors vary based on the client's needs and objectives and our market outlook at any given time, the performance of actual client accounts varies substantially from the blended performance presented and the performance shown may not be representative of a client's actual experience. **Hypothetical Performance:** The performance results for the blended portfolio represent a hypothetical simulation based on accounts managed by subadvisors. The subadvisors' performance is based on actual portfolios traded in real time. The actual returns for portfolios managed by the subadvisors are weighted. The managers we have selected for this simulation are based on an in-depth screening process by BPA's & BPWA's manager research team, which includes both quantitative and qualitative analysis. The full performance presentation and disclosures of the subadvisors presented is available upon request. You should be aware of the following: 1) the hypothetical performance simulation does not reflect the impact that material economic and market factors might have had on BPA's & BPWA's decision-making process if BPA or BPWA have been recommending these subadvisors for the full period presented, 2) the allocation presented and the subadvisors selected for the simulation can be changed at any time in order to reflect better hypothetical performance results, and 3) the allocation and subadvisor selection can continue to be tested and adjusted until the desired results are achieved. **Performance Disclosure:** Past performance is not indicative of future results. Performance includes the reinvestment of all income and dividends. Valuations and returns stated in U.S. dollars. Returns labeled "Gross of BPA or BPWA Fees" are presented net of the standard subadvisors' fees, and do not reflect any discounts that BPA or BPWA may have negotiated with the subadvisor, nor do these returns reflect BPA's or BPWA's management fee. BPA's & BPWA's highest management fee is 1.65%. Returns will be reduced further by BPA or BPWA management fees and other miscellaneous fees charged by the custodian. Returns labeled "Gross of All Management Fees" are presented gross of the subadvisors' fees and BPA's or BPWA's management fee. Returns will be reduced further by BPA or BPWA management fees, subadvisor management fees, and other miscellaneous fees charged by the custodian. The deduction of management fees reduces the total rate of return. As an example, the compounded effect of investment management fees on the total value of a client's portfolio assuming (a) quarterly fee assessment, (b) \$1,000,000 investment, (c) portfolio return of 8% a year, and (d) 2.65% annual investment advisory fee would be \$28,620 in the first year and cumulative effects of \$158,580 over five years and \$362,306 over ten years. BPA's and BPWA's fee schedule is disclosed in each Form ADV Part 2 and the individual subadvisor's fee schedules are disclosed in their Form ADV Part 2. Upon request, BPA and BPWA will provide clients with copies of BPA's and BPWA's and the subadvisor's Form ADV Part 2. **Risks:** An investment in the blended portfolio has risks, including risk of losing some or all of the invested capital. Carefully consider the risks and suitability of the described strategy. **No Independent Verification:** BPA and BPWA have exercised all reasonable professional care in preparing the information. However, BPA and BPWA have not independently verified, or attested to, the accuracy or authenticity of the information, including any investment performance measurement. **Indices:** Indices are not available for direct investment and do not reflect the deduction of any fees. Performance for blended benchmarks is calculated based on allocations that are rebalanced back to the stated targets on a quarterly basis and are not adjusted for transaction costs or management fees.

**Definitions:** **Up/down Capture:** The up and down capture is a measure of how well a manager was able to replicate or improve on phases of positive benchmark returns and how badly the manager was affected by phases of negative benchmark returns. **Standard Deviation:** Shows how much variation or dispersion exists from the average (mean), or expected value. The more spread apart the data, the higher the deviation. In Finance, standard deviation is applied to the annual rate of return of an investment to measure the investment's volatility. **Annualized Returns:** The average amount of money earned by an investment each year over a given time period. An annualized total return provides only a snapshot of an investment's performance and does not give investors any indication of its volatility. Annualized total return merely provides a geometric average, rather than an arithmetic average. **Excess Return:** Excess return represents the difference between the returns of two portfolios. In a typical application, excess return provides a measure of the difference between a manager's return and the return of a benchmark for that manager. In the context of a beta benchmark, excess return refers to the difference between a manager or market benchmark and T-bills. A positive excess return implies that the manager outperformed the benchmark. **Information Ratio:** A ratio of portfolio returns above the returns of a benchmark (usually an index) to the volatility of those returns. The information ratio (IR) measures a portfolio manager's ability to generate excess returns relative to a benchmark, but also attempts to identify the consistency of the investor. This ratio will identify if a manager has beaten the benchmark by a lot in a few months or a little every month. The higher the IR the more consistent a manager is and consistency is an ideal trait. **Significance Level:** The significance level of a manager series vs. a benchmark series indicates the level of confidence with which the statement "the manager's annualized excess return over the benchmark is positive" or "the manager's annualized excess return over the benchmark is negative," as the case may be, holds true. This measurement ranges from 50% (chance) to 100%. A manager with consistent under- or over-performance compared to its benchmark over a long period of time would have a high significance level. **Explained Variance:** The variance explained is also referred to as Standard R<sup>2</sup> in StyleADVISOR. This is usually very close to the correlation squared. To understand what variance explained means, think of a manager and a style benchmark. Any variance in the difference between manager and style benchmark (i.e. any variance in the excess return of manager over benchmark) represents a failure of the style benchmark variance to explain the manager variance. Hence, the quotient of variance of excess return over variance of manager represents the unexplained variance. The variance explained is 1 minus the unexplained variance: Variance Explained = 1 - Var(e) / Var(M), Where: var(M) = variance of manager returns var(e) = variance of excess return of manager over benchmark. **Tracking Error:** A divergence between the price behavior of a position or a portfolio and the price behavior of a benchmark. Tracking errors are reported as a "standard deviation percentage" difference. This measure reports the difference between the return an investor receives and that of the benchmark he or she was attempting to imitate. **Alpha:** Alpha is a measure of risk (beta)-adjusted return. Alpha measures the difference between a portfolio's actual returns and what it might be expected to deliver based on its level of risk. Theoretically, higher risk should equate to higher return. A positive alpha means the fund has beaten expectations. A negative alpha means that the fund has failed to match performance given its level of risk. If two managers have the same return, but one has a lower beta, that manager would have a higher alpha. **Beta:** Beta represents the systematic risk of a portfolio and measures its sensitivity to a benchmark. A portfolio with a beta of one is considered to be as risky as the benchmark and would therefore provide expected returns equal to those of the market benchmark during both up and down periods. A portfolio with a beta of two would move approximately twice as much as the benchmark. **Cumulative Return:** The aggregate amount that an investment has gained or lost over time, independent of the period of time involved. Presented as a percentage, the cumulative return is the raw mathematical return of the following calculation: (Current Price of Security) - (Original Price of Security) / (Original Price of Security). **Sharpe Ratio:** The Sharpe ratio is calculated as the portfolio's excess return over the risk-free rate divided by the portfolio's standard deviation. **The Barclays 1-10 Year Managed Money (MM) Index:** A subset of the Barclays Municipal Managed Money Index, representing bonds with one to ten years to maturity. The Barclays Municipal Managed Money Index is an unmanaged index that is rules-based, market-value weighted engineered for the tax exempt bond market. All bonds in the National Municipal Bond Index must be rated Aa3/AA- or higher by at least two of the following statistical ratings agencies: Moody's, S&P and Fitch.

# PERFORMANCE DISCLOSURES & GLOSSARY TERMS

**Indices:** Indices are not available for direct investment and do not reflect the deduction of any fees. Performance for blended benchmarks is calculated based on allocations that are rebalanced back to the stated targets on a quarterly basis and are not adjusted for transaction costs or management fees. Indices are not available for direct investment and do not reflect the deduction of any fees. Performance for blended benchmarks is calculated based on allocations that are rebalanced back to the stated targets on a quarterly basis and are not adjusted for transaction costs or management fees.

**Barclays US Aggregate:** The index measures the performance of the U.S. investment grade bond market. The index invests in a wide spectrum of public, investment-grade, taxable, fixed income securities in the United States – including government, corporate, and international dollar-denominated bonds, as well as mortgage-backed and asset-backed securities, all with maturities of more than 1 year. **Barclays US Municipal Bond Index:** a broad-based benchmark that measures the investment grade, US dollar-denominated, fixed tax exempt bond market. The index includes state and local general obligation, revenue, insured, and pre-refunded bonds. The US Municipal Index was inceptioned in January 1980. **Citigroup - The World Government Bond Index (WGBI):** Measures the performance of fixed-rate, local currency, investment grade sovereign bonds. The WGBI is a widely used benchmark that currently comprises sovereign debt from over 20 countries, denominated in a variety of currencies, and has more than 25 years of history available. The WGBI provides a broad benchmark for the global sovereign fixed income market. Sub-indices are available in any combination of currency, maturity, or rating. **MSCI ACWI:** Captures large and mid cap representation across 23 Developed Markets (DM) and 23 Emerging Markets (EM) countries\*. With 2,476 constituents, the index covers approximately 85% of the global investable equity opportunity set. **The MSCI ACWI ex USA Index:** Captures large and mid cap representation across 22 of 23 Developed Markets (DM) countries (excluding the US) and 23 Emerging Markets (EM) countries\*. With 1,839 constituents, the index covers approximately 85% of the global equity opportunity set outside the US. **The MSCI EAFE Index:** A broadly recognized as the pre-eminent benchmark for U.S. investors to measure international equity performance. It comprises the MSCI country indexes capturing large and mid-cap equities across developed markets in Europe, Australasia and the Far East, excluding the U.S. and Canada. Numerous exchange-traded funds are based on the MSCI EAFE Index, and the Chicago Mercantile Exchange, NYSE Liffe US and the Bclear platform of Liffe are licensed to list futures contracts on this index as well. **The MSCI Emerging Markets Index:** A free float-adjusted market capitalization index that is designed to measure equity market performance of emerging markets. The index consists of the following 21 emerging market country indices: Brazil, Chile, China, Colombia, Czech Republic, Egypt, Greece, Hungary, India, Indonesia, Korea, Malaysia, Mexico, Peru, Philippines, Poland, Russia, South Africa, Taiwan, Thailand, and Turkey. **The Russell 1000 Index:** Measures the performance of the large-cap segment of the U.S. equity universe. It is a subset of the Russell 3000® Index and includes approximately 1000 of the largest securities based on a combination of their market cap and current index membership. The Russell 1000 represents approximately 92% of the U.S. market. The Russell 1000 Index is constructed to provide a comprehensive and unbiased barometer for the large-cap segment and is completely reconstituted annually to ensure new and growing equities are reflected. **The Russell 1000 Growth Index:** Measures the performance of the large-cap growth segment of the U.S. equity universe. It includes those Russell 1000 companies with higher price-to-book ratios and higher forecasted growth values. The Russell 1000 Growth Index is constructed to provide a comprehensive and unbiased barometer for the large-cap growth segment. The Index is completely reconstituted annually to ensure new and growing equities are included and that the represented companies continue to reflect growth characteristics. **The Russell 1000 Value Index:** Measures the performance of the large-cap value segment of the U.S. equity universe. It includes those Russell 1000 companies with lower price-to-book ratios and lower expected growth values. The Russell 1000 Value Index is constructed to provide a comprehensive and unbiased barometer for the large-cap value segment. The Index is completely reconstituted annually to ensure new and growing equities are included and that the represented companies continue to reflect value characteristics. **The Russell 2000 Value Index:** Measures the performance of small-cap value segment of the U.S. equity universe. It includes those Russell 2000 companies with lower price-to-book ratios and lower forecasted growth values. The Russell 2000 Value Index is constructed to provide a comprehensive and unbiased barometer for the small-cap value segment. The Index is completely reconstituted annually to ensure larger stocks do not distort the performance and characteristics of the true small-cap opportunity set and that the represented companies continue to reflect value characteristics. **The Russell 2500™ Index:** Measures the performance of the small to mid-cap segment of the U.S. equity universe, commonly referred to as "smid" cap. The Russell 2500 Index is a subset of the Russell 3000® Index. It includes approximately 2500 of the smallest securities based on a combination of their market cap and current index membership. The Russell 2500 Index is constructed to provide a comprehensive and unbiased barometer for the small to mid-cap segment. The Index is completely reconstituted annually to ensure larger stocks do not distort the performance and characteristics of the true small to mid-cap opportunity set. **The Russell 2500™ Value Index:** Measures the performance of the small to mid-cap value segment of the U.S. equity universe. It includes those Russell 2500 companies that are considered more value oriented relative to the overall market as defined by Russell's leading style methodology. The Russell 2500 Value Index is constructed to provide a comprehensive and unbiased barometer of the small to mid-cap growth market. The Index is completely reconstituted annually to ensure larger stocks do not distort the performance and characteristics of the true small to mid-cap opportunity set and that the represented companies continue to reflect value characteristics. **The Russell 3000 Growth Index:** Includes companies that display signs of above average growth. The index is used to provide a gauge of the performance of growth stocks in the U.S. **The Russell 3000 Index:** Measures the performance of the largest 3,000 U.S. companies representing approximately 98% of the investable U.S. equity market. The Russell 3000 Index is constructed to provide a comprehensive, unbiased and stable barometer of the broad market and is completely reconstituted annually to ensure new and growing equities are reflected. **The Russell 3000 Value Index:** Measures the performance of the broad value segment of U.S. equity value universe. It includes those Russell 3000 companies with lower price-to-book ratios and lower forecasted growth values. The Russell 3000 Value Index is constructed to provide a comprehensive, unbiased, and stable barometer of the broad value market. The Index is completely reconstituted annually to ensure new and growing equities are included and that the represented companies continue to reflect value characteristics. **The Russell Midcap Index:** Measures the performance of the mid-cap segment of the U.S. equity universe. The Russell Midcap Index is a subset of the Russell 1000® Index. It includes approximately 800 of the smallest securities based on a combination of their market cap and current index membership. The Russell Midcap Index represents approximately 31% of the total market capitalization of the Russell 1000 companies. The Russell Midcap Index is constructed to provide a comprehensive and unbiased barometer for the mid-cap segment. The Index is completely reconstituted annually to ensure larger stocks do not distort the performance and characteristics of the true mid-cap opportunity set. **The Russell Midcap Value Index;** Measures the performance of the mid-cap value segment of the U.S. equity universe. It includes those Russell Midcap Index companies with lower price-to-book ratios and lower forecasted growth values. The Russell Midcap Value Index is constructed to provide a comprehensive and unbiased barometer of the mid-cap value market. The Index is completely reconstituted annually to ensure larger stocks do not distort the performance and characteristics of the true mid-cap value market. **The S&P 500:** A free-float market capitalization weighted index of 500 of the largest U.S. companies. The index is calculated on a total return basis with dividends reinvested and is not available for direct investment. The composition of the subadvisor's strategy shown may differ significantly from the securities that comprise the index due to the subadvisor's active investment process and smaller number of holdings. The subadvisor's investment program does not, and the subadvisor makes no attempt to, mirror performance of the index in the aggregate, and the volatility of the subadvisor's investment program may be materially different from that of the referenced indices.

Thank you for your continued confidence in Beacon Pointe. We appreciate your business.

**EL CAMINO REAL CHS  
INVESTMENTS REVIEW  
FISCAL YEAR 2022-2023**

| 2022-2023                         |  | Year End      |               |               |               |               |               |               |                        | Contributions                               |   |      |                     |
|-----------------------------------|--|---------------|---------------|---------------|---------------|---------------|---------------|---------------|------------------------|---|---|------|---------------------|
|                                   |  | Jul-22        | Aug-22        | Sep-22        | Oct-22        | Nov-22        | Dec-22        | Jan-23        | Executive Summary-OPEB |   |   |      |                     |
| Jun-22                            |  |               |               |               |               |               |               |               |                        |   |   |      |                     |
| Contributions                     |  | \$ 220,000    | \$ 220,000    | \$ -          | \$ 440,000    | \$ 220,000    | \$ 220,000    | \$ 220,000    | \$ 220,000             | \$ 20,459,440 Beginning Balance at 07/01/22 |   |      |                     |
| ECRA OPEB Trust                   |  | \$ 20,459,440 | \$ 21,711,610 | \$ 21,145,076 | \$ 19,713,821 | \$ 20,842,831 | \$ 22,306,610 | \$ 21,828,995 | \$ 23,414,590          | \$ 1,540,000 YTD Contributions              |   |      |                     |
| Investment Managers:              |  | 6%            |               |               |               |               |               |               |                        | Month                                       | \$ 1,415,150 Gains/Losses                               |      | 6.9% Invest. Change |
| Polen Capital Mgt                 |  | \$ 1,788,785  | \$ 1,964,839  | \$ 1,857,591  | \$ 1,665,581  | \$ 1,018,342  | \$ 1,042,481  | \$ 917,600    | \$ 1,086,414           | 18.4%                                       | Note: \$725K in Assets Xferred to Beacon Pt. Acct 10/25 |      |                     |
| Fiduciary Mgt                     |  | \$ 2,039,390  | \$ 2,294,276  | \$ 2,178,340  | \$ 2,034,321  | \$ 2,297,054  | \$ 2,473,777  | \$ 2,390,689  | \$ 2,548,198           | 6.6%  |   |      |                     |
| Beacon Pointe                     |  | \$ 16,631,265 | \$ 17,452,495 | \$ 17,109,145 | \$ 16,013,919 | \$ 17,527,436 | \$ 18,790,352 | \$ 18,520,706 | \$ 19,779,978          | 6.8%  | Note: \$725K in Assets Xferred from Polen. Acct 10/25   |      |                     |
| El Camino Real CH General         |  |               |               |               |               |               |               |               |                        | Month                                       | YTD   |      |                     |
| Investment Managers:              |  |               |               |               |               |               |               |               |                        | Month                                       | YTD   |      |                     |
| Polen Capital Mgt                 |  | \$ 336,879    | \$ 369,908    | \$ 349,737    | \$ 313,506    | \$ 202,920    | \$ 207,740    | \$ 193,659    | \$ 216,506             | 11.8%                                       | Note: \$125K in Assets Xferred to Beacon Pt. Acct 10/25 |      |                     |
| Fiduciary Mgt                     |  | \$ 419,037    | \$ 443,824    | \$ 421,636    | \$ 393,889    | \$ 423,743    | \$ 456,127    | \$ 440,869    | \$ 469,774             | 6.6%  |   |      |                     |
| Beacon Pointe                     |  | \$ 5,221,631  | \$ 5,362,882  | \$ 5,234,732  | \$ 4,997,945  | \$ 5,143,237  | \$ 5,342,978  | \$ 5,281,092  | \$ 5,478,228           | 3.7%  | Note: \$725K in Assets Xferred from Polen. Acct 10/25   |      |                     |
| US Bank Holdings                  |  | \$ 5,977,546  | \$ 6,176,614  | \$ 6,006,105  | \$ 5,705,341  | \$ 5,790,935  | \$ 6,006,845  | \$ 6,126,640  | \$ 6,164,508           | 0.6%  | 3.1%  |      |                     |
| Annuity 3 Yr. (8/23)Fixed @ 2.40% |  | Midland       | \$ 382,505    | \$ 392,374    | \$ 393,267    | \$ 393,983    | \$ 394,880    | \$ 395,599    | \$ 396,320             | \$ 397,222                                  | 0.2%  | 3.8% |                     |
| 3 Yr. (9/23)Fixed @ 1.95%         |  | Athene        | \$ 380,858    | \$ 388,985    | \$ 389,644    | \$ 390,284    | \$ 390,924    | \$ 391,566    | \$ 392,167             | \$ 392,832                                  | 0.2%  | 3.1% |                     |
| Combined                          |  | \$ 6,740,909  | \$ 6,957,973  | \$ 6,789,016  | \$ 6,489,607  | \$ 6,576,739  | \$ 6,794,010  | \$ 6,915,127  | \$ 6,954,561           | 0.6%  | 3.2%  |      |                     |
| Month End -Combined               |  | \$ 27,200,349 | \$ 28,669,583 | \$ 27,934,092 | \$ 26,203,429 | \$ 27,419,570 | \$ 29,100,620 | \$ 28,744,122 | \$ 30,369,152          |   |   |      |                     |

# Coversheet

## January 2023 Financial Update

**Section:** IV. Finance  
**Item:** A. January 2023 Financial Update  
**Purpose:** Discuss  
**Submitted by:**  
**Related Material:** IV.A - FINANCIAL UPDATES - JAN 2023.pdf  
IV.A - CARES ACT UPDATES 12-31-22.pdf



---

FINANCIAL REPORT AS OF: JANUARY 31, 2023

PROVIDED BY: ICON School Management



# BALANCE SHEET

| Description                               | Actual<br>Jan 2023   | Prior<br>Jan 2022    | \$ Change to<br>Prior | % Change      |
|---|----------------------|----------------------|-----------------------|---------------|
| <b>ASSETS</b>                             |                      |                      |                       |               |
| <b>Current Assets</b>                     |                      |                      |                       |               |
| Cash                                      | \$ 27,411,627        | \$ 22,428,749        | 4,982,878             | 22.22%        |
| Investments                               | 6,791,099            | 7,290,778            | (499,679)             | -6.85%        |
| Accounts Receivable                       | 690,337              | 563,067              | 127,270               | 22.60%        |
| Store Inventory                           | 30,467               | 58,549               | (28,082)              | -47.96%       |
| Prepaid Expenditures (Expenses)           | 135,228              | 54,257               | 80,971                | 149.24%       |
| Total Current Assets                      | 35,058,758           | 30,395,400           | 4,663,358             | 15.34%        |
| <b>Fixed Assets, Net of Depreciation</b>  | 6,250,638            | 6,302,634            | (51,996)              | -0.82%        |
| <b>Total Assets</b>                       | <b>\$ 41,309,396</b> | <b>\$ 36,698,034</b> | <b>4,611,362</b>      | <b>12.57%</b> |
| <b>LIABILITIES &amp; NET ASSETS</b>       |                      |                      |                       |               |
| <b>Current Liabilities</b>                |                      |                      |                       |               |
| Accounts Payables                         | \$ 306,944           | \$ 116,526           | 190,418               | 163.41%       |
| Accrued Liabilities                       | 3,633,182            | 1,794,542            | 1,838,640             | 102.46%       |
| Deferred Revenue                          | 1,143,211            | 3,046,908            | (1,903,697)           | -62.48%       |
| Total Current Liabilities                 | 5,083,337            | 4,957,976            | 125,361               | 2.53%         |
| <b>Long-Term Debt</b>                     | 5,431,924            | 11,635,579           | (6,203,655)           | -53.32%       |
| <b>Total Liabilities</b>                  | 10,515,261           | 16,593,555           | (6,078,294)           | -36.63%       |
| <b>Net Assets</b>                         |                      |                      |                       |               |
| Economic Uncertainty (3%)                 | 1,302,280            | 1,142,320            | 159,960               | 14.00%        |
| Restricted Net Position                   | 738,916              | -                    | 738,916               | N/A           |
| Net Investment in Capital Assets          | 6,250,638            | 6,302,634            |                       |               |
| Unrestricted                              | 22,502,301           | 12,659,525           | 9,842,776             | 77.75%        |
| <b>Total Net Assets</b>                   | 30,794,135           | 20,104,479           | 10,689,656            | 53.17%        |
| <b>Total Liabilities &amp; Net Assets</b> | <b>\$ 41,309,396</b> | <b>\$ 36,698,034</b> | <b>4,611,362</b>      | <b>12.57%</b> |

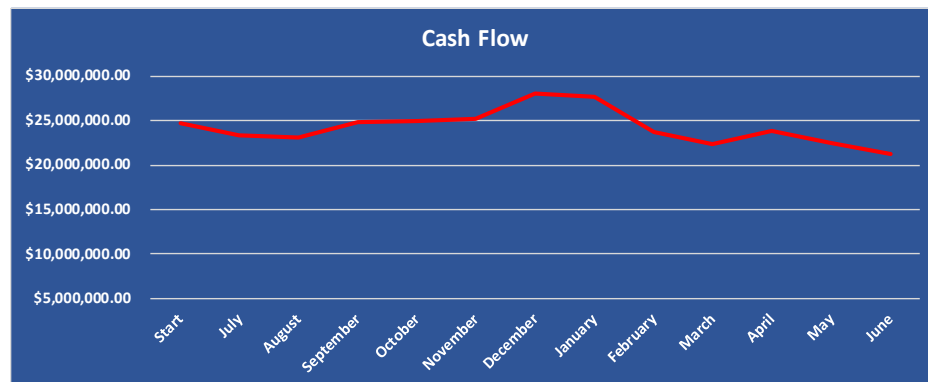
- Cash increase due to Net Income generated to date and advance ESSER payments
- Decrease in Long Term Debt – OPEB Liability
- Accrued Liabilities increases due to Increased LAUSD & Benefit Liabilities
- Deferred Revenue decrease due to LCFF & Prepayments earned
- Restricted Net Position:
  - Cafeteria - \$217,171
  - Ed. Effectiveness - \$140,938
  - Kitchen Infrastructure - \$25,000
  - A-G Success Grant - \$258,788
  - A-G Learning Loss - \$97,019



# CASH ANALYSIS

- Days of Cash on Hand: 235 (Recommended: 90)

|                                   | Jan 2023                | Dec 2022                | Jun 2022                | Jan 2022                |
|-----------------------------------|-------------------------|-------------------------|-------------------------|-------------------------|
| Cash in County Treasury           | \$ 21,335,915.19        | \$ 20,731,234.66        | \$ 18,677,591.14        | \$ 13,864,857.25        |
| Fundraising #1287                 | 7,035.11                | 5,133.17                | \$ 1,042.65             | \$ 842.65               |
| PPP Account #1309                 | -                       | -                       | -                       | 3,816,234.33            |
| General Account #1761             | 5,203,555.58            | 3,486,469.23            | 4,665,981.24            | 3,891,026.87            |
| A/P Account #1796                 | 226,523.15              | 1,079,491.02            | 314,231.45              | 210,510.58              |
| ASB Trust #1826                   | 553,442.09              | 570,224.77              | 501,680.92              | 523,706.08              |
| CNB ZBA Account                   | (69,031.67)             | (74,485.13)             | (22,941.93)             | (46,384.67)             |
| US Bank MMA #0851                 | 148,073.82              | 142,749.00              | 136,532.83              | 167,622.91              |
| US Bank OPEB MMA #0852            | 191,613.15              | 168,071.25              | -                       | 170,918.02              |
| Petty Cash                        | 85.61                   | 85.61                   | 80.72                   | 500.00                  |
| Undeposited Funds                 | 6,027.83                | (2,124.23)              | 8,584.54                | (167.25)                |
| <b>Total Checking/Savings/CDs</b> | <b>27,603,239.86</b>    | <b>\$ 26,106,849.35</b> | <b>\$ 24,282,783.56</b> | <b>\$ 22,599,666.77</b> |
| US Bank OPEB MMA #0852            | 182,541.01              | 182,541.01              | 371,571.85              | 436,560.69              |
| <b>Total Checking/Savings/CDs</b> | <b>\$ 27,785,780.87</b> | <b>\$ 26,289,390.36</b> | <b>\$ 24,654,355.41</b> | <b>\$ 23,036,227.46</b> |



# PROFIT & LOSS (SUMMARY)

|                                       | Adopted<br>Budget 22-23 | 1st Interim<br>Budget | YTD<br>2022-23 | PYTD<br>2021-22 |
|---------------------------------------|-------------------------|-----------------------|----------------|-----------------|
| <b>REVENUES</b>                       |                         |                       |                |                 |
| LCFF                                  | \$ 38,575,151           | \$ 39,677,805         | \$ 21,591,440  | \$ 19,093,054   |
| Federal                               | 3,609,260               | 4,336,311             | 2,478,156      | 1,905,070       |
| State                                 | 1,439,530               | 2,996,457             | 4,443,035      | 1,659,484       |
| Local                                 | 4,697,685               | 4,747,625             | 2,217,303      | 3,098,647       |
| FMV Adjustment                        | -                       | -                     | 1,952,033      | (801,664)       |
|                                       | 48,321,626              | 51,758,198            | 32,681,967     | 24,954,591      |
| <b>EXPENSES</b>                       |                         |                       |                |                 |
| Salaries<br>and benefits              | 38,703,074              | 37,879,868            | 21,113,172     | 18,584,503      |
| Student<br>supplies                   | 3,272,599               | 3,307,966             | 2,040,459      | 1,970,863       |
| Operating Exp                         | 8,108,894               | 8,564,692             | 5,487,615      | 4,011,675       |
| Capital Outlay                        | 359,748                 | 359,748               | 332,575        | 171,473         |
| Other Outgo                           | -                       | -                     | -              | -               |
|                                       | 50,444,315              | 50,112,274            | 28,973,821     | 24,738,514      |
| <b>NET INCOME (LOSS)</b>              | \$ (2,122,689)          | \$ 1,645,924          | \$ 3,708,146   | \$ 216,077      |
| <b>NET INCOME BEFORE FMV<br/>ADJ.</b> | \$ (2,122,689)          | \$ 1,645,924          | \$ 1,756,113   | \$ 1,017,741    |





# PROFIT & LOSS (YTD)

| Description                       | Actual YTD<br>Jan 2023 | Prior YTD<br>Jan 2022 | \$ Change           | % Change        |
|-----------------------------------|------------------------|-----------------------|---------------------|-----------------|
| <b>REVENUES</b>                   |                        |                       |                     |                 |
| LCFF Revenues                     | \$ 21,591,440          | \$ 19,093,054         | \$ 2,498,386        | 13.09%          |
| Federal Revenues                  | 2,478,156              | 1,905,070             | 573,086             | 30.08%          |
| State Revenues                    | 4,443,035              | 1,659,484             | 2,783,551           | 167.74%         |
| Local Revenues                    | 2,217,303              | 3,098,647             | (881,344)           | -28.44%         |
| FMV Adjustment                    | 1,952,033              | (801,664)             | 2,753,697           | -343.50%        |
| <b>Total Revenues</b>             | <b>32,681,967</b>      | <b>24,954,591</b>     | <b>7,727,376</b>    | <b>30.97%</b>   |
| <b>EXPENDITURES</b>               |                        |                       |                     |                 |
| Certificated Salaries             | 10,217,296             | 9,764,644             | 452,652             | 4.64%           |
| Classified Salaries               | 2,875,753              | 2,493,928             | 381,825             | 15.31%          |
| Employee Benefits                 | 8,020,123              | 6,325,931             | 1,694,192           | 26.78%          |
| Books & Supplies                  | 2,040,459              | 1,970,863             | 69,596              | 3.53%           |
| Services and Operations           | 5,487,615              | 4,011,675             | 1,475,940           | 36.79%          |
| Capital Outlay                    | 332,575                | 171,473               | 161,102             | 93.95%          |
| <b>Total Expenditures</b>         | <b>28,973,821</b>      | <b>24,738,514</b>     | <b>4,235,307</b>    | <b>17.12%</b>   |
| <b>NET INCOME (LOSS)</b>          | <b>\$ 3,708,146</b>    | <b>\$ 216,077</b>     | <b>\$ 3,492,069</b> | <b>1616.12%</b> |
| <b>NET INCOME BEFORE FMV ADJ.</b> | <b>\$ 1,756,113</b>    | <b>\$ 1,017,741</b>   | <b>\$ 738,372</b>   | <b>72.55%</b>   |

Revenue:

- Increase in federal revenue through increased participation in the cafeteria, and more CARES act funds
- Increase in State Revenue due to ECRCHS receiving 2 new block grants (Arts & Music and Learning Recovery) and more cafeteria revenue on the state side to support universal meals.
- Decrease in FMV adjustment due to market fluctuations

Expenditures:

- Increase in capital outlay to reflect the building improvements made throughout campus
- Increase in Employee benefits as a result of PERS/STRS contribution rates increasing



# BUDGET COMPARISON (YTD)

- We are reflecting a normal revenue/expenditure receipt and spend rate for being 7 mo. through the school year.
- The only exception is in our state revenue with the receipt of the 2 new block grants, State Nutrition Increases
- Our capital outlay, where we've made major improvements to the campus.

| Description                       | Actual<br>Jan 2023  | 1st Interim<br>Budget | % Used         |
|-----------------------------------|---------------------|-----------------------|----------------|
| <b>REVENUES</b>                   |                     |                       |                |
| LCFF Revenues                     | \$ 21,591,440       | \$ 39,677,805         | 54.42%         |
| Federal Revenues                  | 2,478,156           | 4,336,311             | 57.15%         |
| State Revenues                    | 4,443,035           | 2,996,457             | 148.28%        |
| Local Revenues                    | 2,217,303           | 4,747,625             | 46.70%         |
| FMV Adjustment                    | 1,952,033           | -                     | N/A            |
| <b>Total Revenues</b>             | <b>32,681,967</b>   | <b>51,758,198</b>     | <b>63.14%</b>  |
| <b>EXPENDITURES</b>               |                     |                       |                |
| Certificated Salaries             | 10,217,296          | 19,680,167            | 51.92%         |
| Classified Salaries               | 2,875,753           | 4,997,472             | 57.54%         |
| Employee Benefits                 | 8,020,123           | 13,202,229            | 60.75%         |
| Books & Supplies                  | 2,040,459           | 3,307,966             | 61.68%         |
| Services and Operations           | 5,459,400           | 8,564,692             | 63.74%         |
| Capital Outlay                    | 332,575             | 359,748               | 92.45%         |
| <b>Total Expenditures</b>         | <b>28,945,606</b>   | <b>50,112,274</b>     | <b>57.76%</b>  |
| <b>NET INCOME (LOSS)</b>          | <b>\$ 3,736,361</b> | <b>\$ 1,645,924</b>   | <b>227.01%</b> |
| <b>NET INCOME BEFORE FMV ADJ.</b> | <b>\$ 1,784,328</b> | <b>\$ 1,645,924</b>   | <b>108.41%</b> |



# Department Budgets (4000s)

## Approved Textbooks & Core Curricula Materials

| Department                | Actual YTD Jan 2023 | 1st Interim Budget | % Used        |
|---------------------------|---------------------|--------------------|---------------|
| <b>EXPENDITURES</b>       |                     |                    |               |
| Academics                 | 8,457               | -                  | N/A           |
| Administrative            | 1,980               | -                  | N/A           |
| Business Technology       | -                   | 21,900             | 0.00%         |
| Career/Voc Ed/Arts        | -                   | 12,740             | 0.00%         |
| English                   | 17,750              | 125,190            | 14.18%        |
| English Language Dev.     | -                   | 8,725              | 0.00%         |
| Foreign Languages         | 13,763              | -                  | N/A           |
| Health & Life Skills      | 31,208              | 37,590             | 83.02%        |
| Math                      | 3,444               | 220,000            | 1.57%         |
| Schoolwide                | 30,469              | 65,317             | 46.65%        |
| Science                   | -                   | 191,944            | 0.00%         |
| Security                  | 92                  | -                  | N/A           |
| Social Studies            | 41,630              | 22,776             | 182.78%       |
| Special Education         | 824                 | 5,300              | 15.55%        |
| World Language            | -                   | 7,000              | 0.00%         |
| <b>Total Expenditures</b> | <b>149,617</b>      | <b>718,482</b>     | <b>20.82%</b> |

## Instructional Materials & Supplies

| Department                 | Actual Jan 2023 | 1st Interim Budget | % Used        |
|----------------------------|-----------------|--------------------|---------------|
| <b>EXPENDITURES</b>        |                 |                    |               |
| Academic Decathlon         | 2,641           | -                  | N/A           |
| Academics                  | 125             | -                  | N/A           |
| Administrative             | 1,654           | -                  | N/A           |
| Alternative Education/ISP  | 2,783           | 6,000              | 46.38%        |
| Athletics                  | 2,050           | 11,400             | 17.98%        |
| Audio, Visual, Performing  | 25,749          | 93,500             | 27.54%        |
| Band                       | 73              | -                  | N/A           |
| Basketball                 | 898             | -                  | N/A           |
| Business Technology        | 1,020           | 1,500              | 68.00%        |
| Career/Voc Ed/Arts         | -               | 61,200             | 0.00%         |
| Counseling                 | -               | 9,850              | 0.00%         |
| English                    | 6,877           | 46,684             | 14.73%        |
| Football                   | 3,335           | -                  | N/A           |
| Foreign Languages          | 380             | 590                | 64.41%        |
| General Academic           | 153             | -                  | N/A           |
| Health and Life Skills     | 12,607          | 1,600              | 787.94%       |
| Independent Study          | 200             | -                  | N/A           |
| Intervention Coord.        | 28              | -                  | N/A           |
| Math                       | 4,746           | 5,950              | 79.76%        |
| Physical Education         | -               | 3,500              | 0.00%         |
| Robotics                   | 341             | -                  | N/A           |
| ROTC                       | 644             | 1,250              | 51.52%        |
| Schoolwide                 | 179             | 51,907             | 0.34%         |
| Science                    | 20,868          | 23,135             | 90.20%        |
| Social Studies             | 526             | 4,500              | 11.69%        |
| Special Education          | 12,665          | 62,285             | 20.33%        |
| STEAM                      | 2,917           | -                  | N/A           |
| Technology                 | 25,977          | -                  | N/A           |
| Testing and Assessments    | 55,250          | -                  | N/A           |
| Visual and Performing Arts | 667             | -                  | N/A           |
| Vocational Arts            | 80,436          | -                  | N/A           |
| Woodshop                   | 532             | -                  | N/A           |
| World Language             | 3,916           | 13,100             | 29.89%        |
| Yearbook                   | 334             | -                  | N/A           |
| <b>Total Expenditures</b>  | <b>270,571</b>  | <b>397,951</b>     | <b>67.99%</b> |

- Textbooks and Instructional Materials in certain departments will continue to be monitored due to the need of purchasing more materials in order to continue higher educational standards.
- Board has approved 22-23 Budget allocations for Textbooks and IMA in May 2022.



# OTHER MATTERS

---

- Second interim financial reports (Actuals as of January 2023 and updated projections) due to LAUSD by March 1st
- In the beginning phases of launching the 23-24 Budget Development process and soliciting involvement from all stakeholder groups

**El Camino Real Charter High School  
 CARES Act Reporting  
 At 12/31/22**

| Name of Grant   | Resource Code | Allocation              | YTD Spent              | Amount Left            | Spending Deadline |
|---|---------------|-------------------------|------------------------|------------------------|-------------------|
| ESSER I   | 3210          | \$ 308,063.00           | \$ 308,063.00          | \$ -                   | 9/30/2022         |
| GEER I  | 3215          | \$ 151,344.00           | \$ 151,344.00          | \$ -                   | 9/30/2022         |
| ESSER II  | 3212          | \$ 1,219,961.00         | \$ 503,958.00          | \$ 716,003.00          | 9/30/2023         |
| ESSER II - State Reserve  | 3216          | \$ 353,713.00           | \$ 274,586.00          | \$ 79,127.00           | 9/30/2023         |
| GEER II   | 3217          | \$ 81,180.00            | \$ 30,000.00           | \$ 51,180.00           | 9/30/2023         |
| ELO Grant (10% for Paraprofessionals)                           | 7426          | \$ 239,929.00           | \$ 239,929.00          | \$ -                   | 9/30/2024         |
| ELO Grant   | 7425          | \$ 1,099,410.00         | \$ 1,099,410.00        | \$ -                   | 9/30/2024         |
| ESSER III - State Reserve                                       | 3218          | \$ 230,580.00           | \$ 60,000.00           | \$ 170,580.00          | 9/30/2024         |
| ESSER III - State reserve for Learning Loss                     | 3219          | \$ 397,480.00           | \$ 29,162.00           | \$ 368,318.00          | 9/30/2024         |
| ESSER III   | 3213          | \$ 2,193,920.00         | \$ 917,360.00          | \$ 1,276,560.00        | 9/30/2024         |
| ESSER III - 20% reserve for learning loss                       | 3214          | \$ 548,480.00           | \$ 54,832.00           | \$ 493,648.00          | 9/30/2024         |
| In- Person Instruction Grant                                    | 7422          | \$ 921,676.00           | \$ 921,676.00          | \$ -                   | 9/30/2024         |
| Educator Effectivness Block Grant                               | 6266          | \$ 591,871.00           | \$ 332,559.00          | \$ 259,312.00          | 6/30/2026         |
| A-G Completion Grant: Access/Success                            | 7412          | \$ 345,050.00           | \$ -                   | \$ 345,050.00          | 6/30/2026         |
| A-G Completion Grant: Learning Loss Mitigation                  | 7413          | \$ 129,358.00           | \$ -                   | \$ 129,358.00          | 6/30/2026         |
| <b>Arts, Music, &amp; Instructional Materials Discretionary</b> |               |                         |                        |                        |                   |
| Block Grant   |               | \$ 2,176,757.00         | \$ -                   | \$ 2,176,757.00        | 6/30/2026         |
| Learning Recovery Emergency Block Grant                         |               | \$ 2,702,302.00         | \$ -                   | \$ 2,702,302.00        | 6/30/2028         |
| <b>Totals</b>   |               | <b>\$ 13,691,074.00</b> | <b>\$ 4,922,879.00</b> | <b>\$ 8,768,195.00</b> |                   |

## Coversheet

### Discussion and Vote to Recommend to the Full Board Approval of the January, 2023, Check Registers

**Section:** IV. Finance  
**Item:** B. Discussion and Vote to Recommend to the Full Board Approval of the  
January, 2023, Check Registers  
**Purpose:** Vote  
**Submitted by:**  
**Related Material:** IV.B - Checking Account Register - Jan 2023.pdf  
IV.B - Vendor YTD - Jan 2023.pdf  
IV.B - General Account Register - Jan 2023.pdf  
IV.B - ASB Account Register - Jan 2023.pdf  
IV.B - ASB Trust Balances - Jan 2023.pdf

**Check Register**

Account: 1796 General  
 El Camino Real HS  
 Jan 2023

Grand Total 853,708.30

| Date      | Check Number | Name   | Memo  | Amount       | Period   | Fund/Program                      | Account                                | Status |
|-----------|--------------|--|---|--------------|----------|-----------------------------------|--|--------|
| 1/4/2023  | 17080        | International Cultural Exchange Service (ICES)               | 2022-2023 Tuition Refund Berengari, Arianna                 | \$ 13,500.00 | Jan 2023 | General Operations                | Tuition Refund                         |        |
| 1/4/2023  | 17081        | International Cultural Exchange Service (ICES)               | 2022-2023 Tuition Refund Ruffo Luci, Didier                 | \$ 13,500.00 | Jan 2023 | General Operations                | Tuition Refund                         |        |
| 1/4/2023  | 17082        | Molly Libby  | 9/20/22 Mealtime Refund                                     | \$ 43.00     | Jan 2023 | Cafeteria                         | Deferred Revenue                       |        |
| 1/4/2023  | 17083        | Gadi Libman  | 9/20/22 Mealtime Refund                                     | \$ 59.00     | Jan 2023 | Cafeteria                         | Deferred Revenue                       |        |
| 1/4/2023  | 17084        | Micha Liberman   | 9/20/22 Mealtime Refund                                     | \$ 29.00     | Jan 2023 | Cafeteria                         | Deferred Revenue                       |        |
| 1/4/2023  | 17085        | Zoran Lukic  | 9/20/22 Mealtime Refund                                     | \$ 16.00     | Jan 2023 | Cafeteria                         | Deferred Revenue                       |        |
| 1/4/2023  | 17086        | Dana Lukic   | 9/20/22 Mealtime Refund                                     | \$ 46.50     | Jan 2023 | Cafeteria                         | Deferred Revenue                       |        |
| 1/4/2023  | 17087        | Laurie Finnegan  | 9/20/22 Mealtime Refund                                     | \$ 25.00     | Jan 2023 | Cafeteria                         | Deferred Revenue                       |        |
| 1/4/2023  | 17088        | Clark Holden   | 9/20/22 Mealtime Refund                                     | \$ 16.50     | Jan 2023 | Cafeteria                         | Deferred Revenue                       |        |
| 1/4/2023  | 17089        | Brandon Krausen  | 9/20/22 Mealtime Refund                                     | \$ 45.50     | Jan 2023 | Cafeteria                         | Deferred Revenue                       |        |
| 1/4/2023  | 17090        | Mary Duque   | 9/20/22 Mealtime Refund                                     | \$ 16.50     | Jan 2023 | Cafeteria                         | Deferred Revenue                       |        |
| 1/4/2023  | 17091        | Paul Schwake   | 9/20/22 Mealtime Refund                                     | \$ 20.00     | Jan 2023 | Cafeteria                         | Deferred Revenue                       |        |
| 1/4/2023  | 17092        | Jamshid Shivaie  | 9/20/22 Mealtime Refund                                     | \$ 103.00    | Jan 2023 | Cafeteria                         | Deferred Revenue                       |        |
| 1/4/2023  | 17093        | Amie Yansick   | 9/20/22 Mealtime Refund                                     | \$ 3.50      | Jan 2023 | Cafeteria                         | Deferred Revenue                       |        |
| 1/4/2023  | 17094        | Karen Owens  | 9/20/22 Mealtime Refund                                     | \$ 31.00     | Jan 2023 | Cafeteria                         | Deferred Revenue                       |        |
| 1/4/2023  | 17095        | Max Slobodsky  | 9/20/22 Mealtime Refund                                     | \$ 116.00    | Jan 2023 | Cafeteria                         | Deferred Revenue                       |        |
| 1/4/2023  | 17096        | Cindy Sanchez  | 9/20/22 Mealtime Refund                                     | \$ 13.50     | Jan 2023 | Cafeteria                         | Deferred Revenue                       |        |
| 1/4/2023  | 17097        | Emmaruth Berdan  | 9/20/22 Mealtime Refund                                     | \$ 26.50     | Jan 2023 | Cafeteria                         | Deferred Revenue                       |        |
| 1/4/2023  | 17098        | Dave Wise  | 9/20/22 Mealtime Refund                                     | \$ 65.00     | Jan 2023 | Cafeteria                         | Deferred Revenue                       |        |
| 1/4/2023  | 17099        | Lisa Borrelli  | 9/20/22 Mealtime Refund                                     | \$ 55.50     | Jan 2023 | Cafeteria                         | Deferred Revenue                       |        |
| 1/4/2023  | 17100        | Alex Gorin   | Soccer Official 1/4/2023 Girls                              | \$ -         | Jan 2023 | General Athletic                  | Non-Instructional Consulting           | Voided |
| 1/4/2023  | 17101        | Alex Gorin   | Soccer Official 1/4/2023 Girls                              | \$ 83.00     | Jan 2023 | General Athletic                  | Non-Instructional Consulting           |        |
| 1/4/2023  | 17102        | L.A. City Dept. of Recreation And Parks                      | 72167M Valley Municipal Sports Office (Soccer Field Rental) | \$ 305.00    | Jan 2023 | General Athletic                  | Rentals                                |        |
| 1/5/2023  | 17103        | Michelle Butler  | 9/20/22 Mealtime Refund                                     | \$ 38.50     | Jan 2023 | Cafeteria                         | Deferred Revenue                       |        |
| 1/5/2023  | 17104        | Consuelo Escobar   | 9/20/22 Mealtime Refund                                     | \$ 54.00     | Jan 2023 | Cafeteria                         | Deferred Revenue                       |        |
| 1/6/2023  | 17105        | Chatsworth Arena Soccer League                               | 21078 Field Rental  | \$ 200.00    | Jan 2023 | General Athletic                  | Rentals                                |        |
| 1/6/2023  | 17106        | Greg Tilson  | 1/6/2023 Girls Soccer Official                              | \$ 83.00     | Jan 2023 | General Athletic                  | Non-Instructional Consulting           |        |
| 1/6/2023  | 17107        | Manuel Reyes   | 1/6/2023 Girls Soccer Official                              | \$ -         | Jan 2023 | General Athletic                  | Non-Instructional Consulting           | Voided |
| 1/6/2023  | 17108        | Nicholas Bogner  | 1/6/2023 Girls Soccer Official                              | \$ 61.00     | Jan 2023 | General Athletic                  | Non-Instructional Consulting           |        |
| 1/6/2023  | 17109        | Rafael Bonilla   | 1/6/2023 Girls Soccer Official                              | \$ 72.00     | Jan 2023 | General Athletic                  | Non-Instructional Consulting           |        |
| 1/6/2023  | 17110        | Poria Rakhsha  | 1/6/2023 Girl Soccer Official                               | \$ 72.00     | Jan 2023 | General Athletic                  | Non-Instructional Consulting           |        |
| 1/6/2023  | 17111        | Macmillan Holdings, LLC (Holtzbrinck Publishers, LLC)<br>MPS | inv 9322379X Textbooks                                      | \$ 1,800.00  | Jan 2023 | Lottery - Instructional Materials | Textbooks                              |        |
| 1/6/2023  | 17112        | Macmillan Holdings, LLC (Holtzbrinck Publishers, LLC)<br>MPS | inv 92843891 Textbooks                                      | \$ 1,644.48  | Jan 2023 | Lottery - Instructional Materials | Textbooks                              |        |
| 1/9/2023  | 17113        | Corner Bakery  | INV 2289653 Teachers PD Food for 1-9-23                     | \$ 2,820.54  | Jan 2023 | General Operations                | Non Instructional Supplies             |        |
| 1/10/2023 | 17114        | Brad Wright  | 1/6/23 Reimbursement  | \$ 217.53    | Jan 2023 | General Operations                | Non Instructional Supplies/Mileage     |        |
| 1/11/2023 | 17115        | Quick Uniform  | INV 63154 Security Uniforms                                 | \$ 1,055.58  | Jan 2023 | General Operations                | Non Instructional Supplies             |        |
| 1/11/2023 | 17116        | Keesha Pringle   | 1/11/2023 Girls Basketball Official vs Taft hs              | \$ 86.00     | Jan 2023 | General Athletic                  | Non-Instructional Consulting           |        |
| 1/13/2023 | 17117        | Mohamed Abdelaal   | Girls Soccer Official 1/13/2023 JV & Var                    | \$ 149.00    | Jan 2023 | General Athletic                  | Non-Instructional Consulting           |        |
| 1/13/2023 | 17118        | Reza Pazirandeh  | Soccer Official 1/13/2023 Girls JV                          | \$ 61.00     | Jan 2023 | General Athletic                  | Non-Instructional Consulting           |        |
| 1/13/2023 | 17119        | Reza Pazirandeh  | 1/13/23 Var Girls Soccer Official                           | \$ 88.00     | Jan 2023 | General Athletic                  | Non-Instructional Consulting           |        |
| 1/11/2023 | 17120        | McKenna, Steve   | Soccer Official 1/6/2023 Girls                              | \$ 61.00     | Jan 2023 | General Athletic                  | Non-Instructional Consulting           |        |
| 1/11/2023 | 17121        | Henry Matute   | Girls Varsity Basketball Official 1/11/2023                 | \$ 86.00     | Jan 2023 | General Athletic                  | Non-Instructional Consulting           |        |
| 1/11/2023 | 17122        | Keesha Pringle   | Girls Basketball Official JV 1/11/2023                      | \$ 73.00     | Jan 2023 | General Athletic                  | Non-Instructional Consulting           |        |
| 1/11/2023 | 17123        | James Gillis   | Girls Water Polo Official 1/11/2023                         | \$ -         | Jan 2023 | General Athletic                  | Non-Instructional Consulting           | Voided |
| 1/11/2023 | 17124        | Efren Avila  | Girls Water Polo Official 1/11/2023                         | \$ -         | Jan 2023 | General Athletic                  | Non-Instructional Consulting           | Voided |
| 1/11/2023 | 17125        | Francisco Aguilar  | Boys Soccer official 1/11/2023                              | \$ 72.00     | Jan 2023 | General Athletic                  | Non-Instructional Consulting           |        |
| 1/11/2023 | 17126        | Tessondra Williams   | Girls JV Basketball official 1/11/2023                      | \$ 73.00     | Jan 2023 | General Athletic                  | Non-Instructional Consulting           |        |
| 1/11/2023 | 17127        | Aleksandr Mikhailov  | Boys soccer official 1/11/2023                              | \$ 72.00     | Jan 2023 | General Athletic                  | Non-Instructional Consulting           |        |
| 1/11/2023 | 17128        | Gegham Vardanyan   | Boys soccer official 1/11/2023                              | \$ 83.00     | Jan 2023 | General Athletic                  | Non-Instructional Consulting           |        |
| 1/11/2023 | 17129        | Ryan Guinto  | California IT in Education                                  | \$ 946.43    | Jan 2023 | General Operations                | Professional Development - Conferences |        |
| 1/11/2023 | 17130        | Dean Bennett   | Shoup Mileage   | \$ 53.75     | Jan 2023 | General Operations                | Mileage                                |        |
| 1/12/2023 | 17131        | TNG, LLC   | Inv 22410 Legal Services                                    | \$ 97.50     | Jan 2023 | General Operations                | Legal Services                         |        |
| 1/12/2023 | 17132        | TNG, LLC   | Inv 22411 Legal Services                                    | \$ 4,308.03  | Jan 2023 | General Operations                | Legal Services                         |        |

**Check Register**

Account: 1796 General  
 El Camino Real HS  
 Jan 2023

Grand Total 853,708.30

| Date      | Check Number | Name                              | Memo  | Amount      | Period   | Fund/Program                         | Account                                 | Status |
|-----------|--------------|-----------------------------------|---|-------------|----------|--------------------------------------|---|--------|
| 1/12/2023 | 17133        | TNG, LLC                          | INV 22326 Legal Services 10/10/2022                             | \$ -        | Jan 2023 | General Operations                   | Legal Services                          | Voided |
| 1/12/2023 | 17134        | Brooks Transportation Inc.        | INV 18486 Schuster Edwards AFB Trip                             | \$ 1,700.00 | Jan 2023 | General Academic - Scholastic Groups | Field Trip                              |        |
| 1/12/2023 | 17135        | Brooks Transportation Inc.        | INV 18283 Field Trip 11/03/22 Santa Barbara Beckerman & Fluker  | \$ 825.00   | Jan 2023 | General Academic - Scholastic Groups | Field Trip                              |        |
| 1/13/2023 | 17136        | Suren Arzoumanian                 | Girls Basketball Official 1/13/2023 JV & Var                    | \$ 159.00   | Jan 2023 | General Athletic                     | Non-Instructional Consulting            |        |
| 1/13/2023 | 17137        | Nick Holodnak                     | Girls Basketball Official 1/13/2023 Var                         | \$ 86.00    | Jan 2023 | General Athletic                     | Non-Instructional Consulting            |        |
| 1/13/2023 | 17138        | Steve Dasher                      | Girls Basketball Official 1/13/2023 JV                          | \$ 73.00    | Jan 2023 | General Athletic                     | Non-Instructional Consulting            |        |
| 1/13/2023 | 17139        | AT&T 8815                         | 22-Nov 818 884-8815 516   | \$ 252.52   | Jan 2023 | General Technology                   | Communications                          |        |
| 1/13/2023 | 17140        | AT&T 0810                         | 22-Nov 818 716-0810 246   | \$ 220.39   | Jan 2023 | General Technology                   | Communications                          |        |
| 1/18/2023 | 17141        | AT&T 0810                         | 22-Dec 818 716-0810 246   | \$ 247.88   | Jan 2023 | General Technology                   | Communications                          |        |
| 1/18/2023 | 17142        | AT&T 8815                         | 22-Dec 818 884-8815 516   | \$ 283.30   | Jan 2023 | General Technology                   | Communications                          |        |
| 1/18/2023 | 17143        | William Cheriegate                | Boys Soccer Official 1/18/2023 Varsity & JV                     | \$ 133.00   | Jan 2023 | General Athletic                     | Non-Instructional Consulting            |        |
| 1/18/2023 | 17144        | David Rosen                       | Boys Soccer Official 1/18/2023 Varsity                          | \$ 83.00    | Jan 2023 | General Athletic                     | Non-Instructional Consulting            |        |
| 1/18/2023 | 17145        | Devon Reese                       | Boys Soccer Official 1/18/2023 Varsity & JV                     | \$ 133.00   | Jan 2023 | General Athletic                     | Non-Instructional Consulting            |        |
| 1/18/2023 | 17146        | Keith Cherry                      | Boys Soccer Official 1/18/2023 Varsity & JV                     | \$ 159.00   | Jan 2023 | General Athletic                     | Non-Instructional Consulting            |        |
| 1/18/2023 | 17147        | Marvin Brent                      | Boys Basketball Official 1/18/2023 Var & JV                     | \$ 159.00   | Jan 2023 | General Athletic                     | Non-Instructional Consulting            |        |
| 1/18/2023 | 17148        | Steve Parker                      | Boys Basketball Official 1/18/2023 Frosh                        | \$ 73.00    | Jan 2023 | General Athletic                     | Non-Instructional Consulting            |        |
| 1/18/2023 | 17149        | Afolabi, Muideen                  | Boys Basketball Official 1/18/2023 Frosh                        | \$ 73.00    | Jan 2023 | General Athletic                     | Non-Instructional Consulting            |        |
| 1/18/2023 | 17150        | AT&T 8815                         | 23-Jan 818 884-8815 516   | \$ 284.66   | Jan 2023 | General Technology                   | Communications                          |        |
| 1/18/2023 | 17151        | AT&T 0810                         | 23-Jan 818 716-0810 246   | \$ 248.80   | Jan 2023 | General Technology                   | Communications                          |        |
| 1/18/2023 | 17152        | Sharon Markenson                  | INV 535 Instructional Consultant - Fall 2022                    | \$ 3,000.00 | Jan 2023 | General Operations                   | Instructional Consulting                |        |
| 1/19/2023 | 17153        | Thierry Didelot                   | Soccer Official 1/4/2023 Girls                                  | \$ 72.00    | Jan 2023 | General Athletic                     | Non-Instructional Consulting            |        |
| 1/19/2023 | 17154        | Craig Collar                      | Soccer Official 1/4/2023 Girls                                  | \$ 72.00    | Jan 2023 | General Athletic                     | Non-Instructional Consulting            |        |
| 1/19/2023 | 17155        | Anita Gruen                       | Dental PPO Premium Reimbursement                                | \$ 899.40   | Jan 2023 | General Operations                   | Benefits                                |        |
| 1/19/2023 | 17156        | Zasha Endres                      | Retreat Food  | \$ 332.64   | Jan 2023 | General Operations                   | Non Instructional Supplies              |        |
| 1/20/2023 | 17157        | Spectrum Enterprise 7801          | 01/23 Inv# 128697801010123 Acct#086084201 Enterprise Fiber line | \$ 575.00   | Jan 2023 | General Technology                   | Communications                          |        |
| 1/20/2023 | 17158        | AT&T 3635                         | 23-Jan 818 347-3635 849   | \$ 269.68   | Jan 2023 | General Technology                   | Communications                          |        |
| 1/20/2023 | 17159        | AT&T 4152                         | 23-Jan 818 348-4152 036   | \$ 268.07   | Jan 2023 | General Technology                   | Communications                          |        |
| 1/20/2023 | 17160        | AT&T 9221                         | 23-Jan 818 887-9221 130   | \$ 520.90   | Jan 2023 | General Technology                   | Communications                          |        |
| 1/20/2023 | 17161        | AT&T 6340                         | 23-Jan 818 888-6340 249   | \$ 260.61   | Jan 2023 | General Technology                   | Communications                          |        |
| 1/20/2023 | 17162        | Shaïne Danbeli                    | Girls Basketball Official 1/20/2023                             | \$ 72.00    | Jan 2023 | General Athletic                     | Non-Instructional Consulting            |        |
| 1/20/2023 | 17163        | Shayan Afzali                     | Girls Basketball Official 1/20/2023                             | \$ 83.00    | Jan 2023 | General Athletic                     | Non-Instructional Consulting            |        |
| 1/20/2023 | 17164        | David Sanchez                     | Girls Basketball Official 1/20/2023 JV & Var                    | \$ 159.00   | Jan 2023 | General Athletic                     | Non-Instructional Consulting            |        |
| 1/20/2023 | 17165        | Charisse James                    | Girls Basketball Official 1/20/2023                             | \$ 159.00   | Jan 2023 | General Athletic                     | Non-Instructional Consulting            |        |
| 1/20/2023 | 17166        | Allen Sorlisyaghoub               | Girls Basketball Official 1/20/2023                             | \$ 72.00    | Jan 2023 | General Athletic                     | Non-Instructional Consulting            |        |
| 1/20/2023 | 17167        | Chartwells Division Services      | INV 4034900129 Catering for Teacher first week                  | \$ 6,202.15 | Jan 2023 | General Operations                   | Non Instructional Supplies              |        |
| 1/23/2023 | 17168        | Impact Cheer & Tumbling           | 1/15/22-1/20/22 Stunt clinics for cheer                         | \$ 750.00   | Jan 2023 | General Athletic                     | Non Instructional Consulting            |        |
| 1/23/2023 | 17169        | UTLA                              | 12/22 Union Dues Certificated                                   | \$15,131.50 | Jan 2023 | General Operations                   | Benefits                                |        |
| 1/23/2023 | 17170        | U.S Bank PARS Account #6746022400 | 12/22 #6746022400 PARS Contributions                            | \$ 4,346.88 | Jan 2023 | General Operations                   | Benefits                                |        |
| 1/23/2023 | 17171        | AFSCME District Council 36        | 12/22 Union Dues  | \$ 1,966.53 | Jan 2023 | General Operations                   | Benefits                                |        |
| 1/23/2023 | 17172        | Ken Ashford                       | Boys Basketball Official 1/23/2023 Frosh & JV                   | \$ 146.00   | Jan 2023 | General Athletic                     | Non-Instructional Consulting            |        |
| 1/23/2023 | 17173        | Ray Allen Holt                    | Boys Basketball Official 1/23/2023 Frosh & JV                   | \$ 146.00   | Jan 2023 | General Athletic                     | Non-Instructional Consulting            |        |
| 1/23/2023 | 17174        | Drew Spooner                      | Boys Basketball Official 1/23/2023 Varsity                      | \$ 86.00    | Jan 2023 | General Athletic                     | Non-Instructional Consulting            |        |
| 1/23/2023 | 17175        | Temple, Bret J.                   | Boys Basketball Official 1/23/2023 Varsity                      | \$ 86.00    | Jan 2023 | General Athletic                     | Non-Instructional Consulting            |        |
| 1/23/2023 | 17176        | Smart & Final                     | Acct# 512005 2212   | \$ 1,021.71 | Jan 2023 | CTE                                  | Instructional Materials - Career/Voc/Ed |        |
| 1/24/2023 | 17177        | Bailey Hooper                     | VOID  | \$ -        | Jan 2023 | General Operations                   | Payroll                                 | Voided |
| 1/24/2023 | 17178        | Bailey Hooper                     | 12-15-2022 Payroll Reissue                                      | \$ 2,085.29 | Jan 2023 | General Operations                   | Payroll                                 |        |
| 1/24/2023 | 17179        | Corner Bakery                     | INV 2314534 Special Education- Retreat                          | \$ 285.00   | Jan 2023 | General Operations                   | Non Instructional Supplies              |        |
| 1/24/2023 | 17180        | Michael Freed                     | INV 156 Fall 2022 full choreography & Drill                     | \$ 2,400.00 | Jan 2023 | General Academic - Scholastic Groups | Non Instructional Consulting            |        |
| 1/25/2023 | 17181        | Evgeny Sedov                      | Girls Water Polo Official 1/23/2023                             | \$ 73.00    | Jan 2023 | General Athletic                     | Non-Instructional Consulting            |        |
| 1/25/2023 | 17182        | Larry Zerg                        | Boys Soccer Official 1/25/2023 Varsity & JV                     | \$ 160.00   | Jan 2023 | General Athletic                     | Non-Instructional Consulting            |        |
| 1/25/2023 | 17183        | Craig Collar                      | Boys Soccer Official 1/25/2023 Varsity                          | \$ 83.00    | Jan 2023 | General Athletic                     | Non-Instructional Consulting            |        |
| 1/25/2023 | 17184        | Brigido Cota-Lorenz               | Boys Soccer Official 1/25/2023 Varsity & JV                     | \$ 160.00   | Jan 2023 | General Athletic                     | Non-Instructional Consulting            |        |
| 1/25/2023 | 17185        | James Gillis                      | Girls Water Polo Official 1/23/2023                             | \$ 73.00    | Jan 2023 | General Athletic                     | Non-Instructional Consulting            |        |
| 1/25/2023 | 17186        | Henry Carpio                      | Boys Basketball 1/25/2023 Official JV & Varsity                 | \$ 159.00   | Jan 2023 | General Athletic                     | Non-Instructional Consulting            |        |
| 1/25/2023 | 17187        | Henry Matute                      | Boys Basketball Official 1/25/2023 JV & Frosh                   | \$ 159.00   | Jan 2023 | General Athletic                     | Non-Instructional Consulting            |        |



**Check Register**

Account: 1796 General

El Camino Real HS

Jan 2023

Grand Total 853,708.30

| Date      | Check Number | Name  | Memo   | Amount      | Period   | Fund/Program                         | Account                                     | Status |
|-----------|--------------|---|--|-------------|----------|--------------------------------------|---|--------|
| 1/25/2023 | 17188        | Ely Bryant  | Boys Basketball 1/25/2023 Official Frosh                                   | \$ 73.00    | Jan 2023 | General Athletic                     | Non-Instructional Consulting                |        |
| 1/26/2023 | 17189        | Winter Guard Association of Southern California             | INV 10903-10654-34120 WGASC  | \$ 750.00   | Jan 2023 | General Academic - Scholastic Groups | Fees  |        |
| 1/26/2023 | 17190        | Purple Construction, Inc                                    | INV ATM28 Remaining balance - Concrete                                     | \$ 9,600.00 | Jan 2023 | General Operations                   | Operations Supplies                         |        |
| 1/26/2023 | 17191        | Columbia University   | 582137 Columbia Debate Society   | \$ 80.00    | Jan 2023 | General Academic - Scholastic Groups | Fees  |        |
| 1/26/2023 | 17192        | Walsworth Yearbooks   | 1786846 Yearbook Balance for 2021-2022                                     | \$20,003.53 | Jan 2023 | General Academic - Scholastic Groups | Fees  |        |
| 1/27/2023 | 17193        | Hardwoods Specialty Products US LP                          | INV 0009843168 Instructional Student Supplies                              | \$ 4,935.98 | Jan 2023 | CTE                                  | Instructional Supplies - Career/Voc Ed/Arts |        |
| 1/27/2023 | 17194        | California State University, Northridge                     | UI521604 PD  | \$ 3,000.00 | Jan 2023 | Title II                             | Professional Development - Conferences      |        |
| 1/27/2023 | 17195        | Henry Mekjian   | 1/27/2023 Boys Basketball Official Varsity & JV                            | \$ 159.00   | Jan 2023 | General Athletic                     | Non-Instructional Consulting                |        |
| 1/27/2023 | 17196        | Misha Ostapchuk   | 1/27/2023 Girls Soccer JV & Var  | \$ 144.00   | Jan 2023 | General Athletic                     | Non Instructional Consulting                |        |
| 1/27/2023 | 17197        | Corner Bakery   | INV 645621 Eight Lunchboxes for PD   | \$ 120.92   | Jan 2023 | General Operations                   | Non Instructional Supplies                  |        |
| 1/27/2023 | 17198        | Savage, Adam  | 1/27/2023 Girls Soccer JV & Var  | \$ 133.00   | Jan 2023 | General Athletic                     | Non Instructional Consulting                |        |
| 1/27/2023 | 17199        | Paul Mar  | 1/27/2023 Girl Soccer JV   | \$ 72.00    | Jan 2023 | General Athletic                     | Non Instructional Consulting                |        |
| 1/27/2023 | 17200        | Kimo Atkins   | 1/27/2023 Boys Basketball Varsity & JV                                     | \$ 159.00   | Jan 2023 | General Athletic                     | Non Instructional Consulting                |        |
| 1/27/2023 | 17201        | Patrick J Plotnik   | 958798 Signs   | \$ 200.00   | Jan 2023 | General Operations                   | Non Instructional Supplies                  |        |
| 1/28/2023 | 17202        | National College Resources Foundation                       | Black College Expo- Field Trip 1/28/2023                                   | \$ 175.00   | Jan 2023 | General Academic - Scholastic Groups | Fees  |        |
| 1/30/2023 | 17203        | Efren Avila   | Girls Water Polo Official 1/30/2023  | \$ 73.00    | Jan 2023 | General Athletic                     | Non-Instructional Consulting                |        |
| 1/30/2023 | 17204        | James Gillis  | Girls Water Polo Official 1/30/2023  | \$ 73.00    | Jan 2023 | General Athletic                     | Non-Instructional Consulting                |        |
| 1/30/2023 | 17205        | Chris Meyerson  | Girls Basketball 1/30/2023 Varsity   | \$ 86.00    | Jan 2023 | General Athletic                     | Non Instructional Consulting                |        |
| 1/30/2023 | 17206        | Castro, JR  | Girls Basketball 1/30/2023 Varsity   | \$ 86.00    | Jan 2023 | General Athletic                     | Non Instructional Consulting                |        |
| 1/30/2023 | 17207        | Ray Allen Holt  | Girls Basketball 1/30/2023 JV  | \$ 73.00    | Jan 2023 | General Athletic                     | Non Instructional Consulting                |        |
| 1/30/2023 | 17208        | David Musso   | Girls Basketball Official 1/30/2023 JV                                     | \$ 73.00    | Jan 2023 | General Athletic                     | Non-Instructional Consulting                |        |
| 1/30/2023 | 17209        | Medieval Times USA, Inc.                                    | 32992338 AP SPANISH -Field Trip  | \$ 1,712.50 | Jan 2023 | General Academic - Scholastic Groups | Field Trip                                  |        |
| 1/30/2023 | 17210        | Courtyard Pharmacy  | 12723 Narcan   | \$ 850.00   | Jan 2023 | General Operations                   | Non Instructional Supplies - Health         |        |
| 1/31/2023 | 17211        | Douglas Fabrick   | AP Stats Refund  | \$ 399.00   | Jan 2023 | ASB Trust                            | AP Exams                                    |        |
| 1/31/2023 | 17212        | Brooks Transportation Inc.                                  | INV 18499,18739,18699,18586,18099,18044 Fieldtrip Invoices                 | \$ 6,150.00 | Jan 2023 | General Academic - Scholastic Groups | Field Trip                                  |        |
| 1/31/2023 | 17213        | The Shredders   | 09/22 inv CINV-025965 Shredding  | \$ 340.00   | Jan 2023 | General Operations                   | Non Instructional Consulting                |        |
| 1/31/2023 | 17214        | Moore, John   | 1/31/2023 Softball Official  | \$ 81.00    | Jan 2023 | General Athletic                     | Non-Instructional Consulting                |        |
| 1/31/2023 | 17215        | John Dall   | 1/30/2023 Softball Official Varsity  | \$ 81.00    | Jan 2023 | General Athletic                     | Non-Instructional Consulting                |        |
| 1/31/2023 | 17216        | The Schallert Group, Inc.                                   | INV 2 Professional Development - Educator PD                               | \$ 895.00   | Jan 2023 | Title II                             | Professional Development - Conferences      |        |
| 1/31/2023 | 17217        | SCSBOA  | INV 10046 Festival Fees  | \$ 1,000.00 | Jan 2023 | General Academic - Scholastic Groups | Fees  |        |
| 1/31/2023 | 17218        | Youth Communication New York Center, Inc.                   | INV OP-000393-103122   | \$ 2,165.50 | Jan 2023 | General Academic - Scholastic Groups | Fees  |        |
| 1/31/2023 | 17219        | The Shredders   | 08/22 Shredding CINV-024417 Remaining balance                              | \$ 36.00    | Jan 2023 | General Operations                   | Non Instructional Consulting                |        |
| 1/31/2023 | 17220        | TNG, LLC  | Re-issue payment for INV 22326 Legal Services 10/10/2022                   | \$ 1,267.50 | Jan 2023 | General Operations                   | Legal Services                              |        |
| 1/5/2023  | 33428        | Flinn Scientific Inc.                                       | INV 2803905 Laboratory Stool   | \$ 865.05   | Jan 2023 | General Operations                   | Non Capital                                 |        |
| 1/4/2023  | 33429        | LRHS Debate   | 120322 La Reina HS Speech and Debate Tournament                            | \$ 270.00   | Jan 2023 | General Academic - Scholastic Groups | Fees  |        |
| 1/4/2023  | 33430        | The Table Group, Inc.                                       | INV 1568 Assessment Fee  | \$ 500.00   | Jan 2023 | General Operations                   | Testing                                     |        |
| 1/5/2023  | 33431        | Telemedia Trainco Holdings LLC (eFoodHandlers)              | INV T-20761 Efood Handlers   | \$ 1,360.00 | Jan 2023 | CTE                                  | Instructional Supplies - Career/Voc Ed/Arts |        |
| 1/5/2023  | 33432        | Paragon MSP LLC   | INV -002820 Nov 2022 Network Consulting Services                           | \$ 3,125.00 | Jan 2023 | General Technology                   | Instructional Consulting                    |        |
| 1/5/2023  | 33433        | Brooks Transportation Inc.                                  | Invoice 18870 Buses 12/6-12/9  | \$ 2,000.00 | Jan 2023 | General Athletic                     | Field Trip                                  |        |
| 1/4/2023  | 33434        | LA Party Rents, Inc.  | INV 0000116593 Rentals & labor fee   | \$ 5,058.50 | Jan 2023 | General Operations                   | Rentals                                     |        |
| 1/5/2023  | 33435        | Flinn Scientific Inc.                                       | INV 2814798 Science Supplies   | \$ 94.07    | Jan 2023 | Lottery - Instructional Materials    | Instructional Supplies - Science            |        |
| 1/5/2023  | 33436        | San Diego County Superintendent of Schools                  | INV 099-038864 Annual renewal of Red Herring phishing simulation 2022-2023 | \$ 159.00   | Jan 2023 | General Technology                   | Subscriptions                               |        |
| 1/5/2023  | 33437        | W.W. Norton & Company, Inc.                                 | INV 1130518 Music Theory Books   | \$ 9,450.00 | Jan 2023 | Lottery - Instructional Materials    | Instructional Supplies - AVP                |        |
| 1/4/2023  | 33438        | Wayside Publishing  | INV Q-115413 Spanish Classes   | \$ 1,951.30 | Jan 2023 | Lottery - Instructional Materials    | Instructional Supplies - World Languages    |        |
| 1/4/2023  | 33439        | Grizzly Industrial, Inc.                                    | INV 11105101-01 Student Supplies   | \$ 375.57   | Jan 2023 | Lottery - Instructional Materials    | Instructional Supplies - Vocational Arts    |        |
| 1/10/2023 | 33440        | AT&T 3635   | 22-Dec 818 347-3635 849  | \$ 247.88   | Jan 2023 | General Technology                   | Communications                              |        |
| 1/10/2023 | 33441        | Child and Family Guidance Center                            | 10/22 Special Ed Services Northpoint                                       | \$ 4,576.11 | Jan 2023 | Special Education                    | Non Instructional Consulting                |        |
| 1/10/2023 | 33442        | AT&T 6340   | 22-Dec 818 888-6340 249  | \$ 247.88   | Jan 2023 | General Technology                   | Communications                              |        |
| 1/10/2023 | 33443        | AT&T 9132   | 12/22 Inv# 1236284707 Acct# 831-000-9132 154 5G Line                       | \$ 2,455.30 | Jan 2023 | General Technology                   | Communications                              |        |
| 1/9/2023  | 33444        | Palmer Hamilton LLC   | INV 0000127917 Classroom Layout Design Book                                | \$ 1,500.00 | Jan 2023 | General Technology                   | Non Instructional Consulting                |        |
| 1/10/2023 | 33445        | Christy White Accountancy Corporation (Christy White, Inc.) | INV 18710 2021-2022 Charter School Audit                                   | \$ 8,372.25 | Jan 2023 | General Operations                   | Audit Services                              |        |
| 1/10/2023 | 33446        | Department of Justice (State of CA)                         | 11/22 INV 623815 Fingerprint Apps  | \$ 337.00   | Jan 2023 | General Operations                   | Fingerprinting                              |        |
| 1/10/2023 | 33447        | Verizon Wireless  | 12/22 INV# 9922392060 Communication Services                               | \$ 418.11   | Jan 2023 | General Technology                   | Communications                              |        |

**Check Register**

Account: 1796 General  
 El Camino Real HS  
 Jan 2023

**Grand Total** 853,708.30

| Date      | Check Number | Name  | Memo   | Amount       | Period   | Fund/Program                         | Account                                | Status |
|-----------|--------------|---|--|--------------|----------|--------------------------------------|--|--------|
| 1/10/2023 | 33448        | AT&T 4152   | 22-Dec 818 348-4152 036  | \$ 247.88    | Jan 2023 | General Technology                   | Communications                         |        |
| 1/10/2023 | 33449        | AT&T 9221   | 22-Dec 818 887-9221 130  | \$ 493.84    | Jan 2023 | General Technology                   | Communications                         |        |
| 1/10/2023 | 33450        | Palmer Hamilton LLC   | INV 0000127915 Design Agreement for ECR Media Center                               | \$ 3,500.00  | Jan 2023 | General Technology                   | Non Instructional Consulting           |        |
| 1/12/2023 | 33451        | Los Angeles County Tax Collector                                  | 2022 Secured Property Tax - Shoup Property 2022019023 Second Installment           | \$ 2,191.52  | Jan 2023 | General Operations                   | Other Operating Expenses               |        |
| 1/12/2023 | 33452        | RPS El Camino Real Charter HS Charles Schwab & Co, Inc. 2563-4428 | 12/22 403(B) Plan 2563-4428 Charles Schwab   | \$ 5,575.00  | Jan 2023 | General Operations                   | 403B                                   |        |
| 1/12/2023 | 33453        | Figdesign Inc   | inv 3434 Table Cover Athletics   | \$ 738.85    | Jan 2023 | General Athletic                     | Supplies                               |        |
| 1/12/2023 | 33454        | Flinn Scientific Inc.   | INV 2806734 Class Supplies   | \$ 79.36     | Jan 2023 | Lottery - Instructional Materials    | Instructional Supplies - Science       |        |
| 1/12/2023 | 33455        | RPS El Camino Real Charter HS Charles Schwab & Co, Inc. 2563-4428 | 12/15/22 403(B) Plan 2563-4428 Charles Schwab                                      | \$ 150.00    | Jan 2023 | General Operations                   | 403B                                   |        |
| 1/12/2023 | 33456        | FedEx   | 10/14/22 FedEx Express Services  | \$ 77.00     | Jan 2023 | General Operations                   | Other Operating Expenses               |        |
| 1/12/2023 | 33457        | Phase II Systems (Public Agency Retirement Services - PARS)       | INV51750 PARS ARS Fees Plan A5 - ARS11A 11/22                                      | \$ 357.55    | Jan 2023 | General Operations                   | Benefits                               |        |
| 1/12/2023 | 33458        | Countdown Printables  | INV 31446 Soccer uniform   | \$ 1,090.18  | Jan 2023 | General Athletic                     | Non Instructional Materials            |        |
| 1/12/2023 | 33459        | Administrative Services CO-OP DbA Yellow Cab                      | INV 12634 10/22  | \$ 3,807.30  | Jan 2023 | Special Education                    | Non Instructional Consulting           |        |
| 1/12/2023 | 33460        | T-Mobile US, Inc.   | 23-Jan 969604280 - WiFi Student Hot Spots  | \$ 3,400.00  | Jan 2023 | General Technology                   | Communications                         |        |
| 1/13/2023 | 33461        | Lisa Newman   | L,N Fall Play 2021   | \$ 119.86    | Jan 2023 | General Academic - Scholastic Groups | Non Instructional Materials            |        |
| 1/14/2023 | 33462        | The Home Depot Commercial Account                                 | INV# 6637523, 8090004, 4621129, 7515054, 5100243, 6112089                          | \$ 1,373.98  | Jan 2023 | CTE                                  | Instructional Supplies - Career/Voc/Ed |        |
| 1/13/2023 | 33463        | School Services of California, Inc.                               | INV W1126573- IN Conference  | \$ 275.00    | Jan 2023 | General Operations                   | Professional Development - Conferences |        |
| 1/13/2023 | 33464        | Pearson Education NCS Pearson, Inc.                               | INV 20108195 Sped Assesssment  | \$ 981.75    | Jan 2023 | Special Education                    | Instructional Supplies                 |        |
| 1/13/2023 | 33465        | Pro-Ed, Inc.  | INV 2970450 SpecEd Forms   | \$ 434.50    | Jan 2023 | Special Education                    | Instructional Supplies                 |        |
| 1/13/2023 | 33466        | Pro-Ed, Inc.  | INV 2965336 Special Education  | \$ 590.50    | Jan 2023 | Special Education                    | Instructional Supplies                 |        |
| 1/18/2023 | 33467        | ICON School Management  | INV1211 01/23 Charter School Consulting  | \$ 8,000.00  | Jan 2023 | General Operations - Business        | Business Services                      |        |
| 1/18/2023 | 33468        | The Print Spot  | INV 5961 Wellness Center and CO Stamps   | \$ 63.56     | Jan 2023 | General Operations                   | Non Instructional Materials            |        |
| 1/18/2023 | 33469        | School Outfitters LLC   | INV 13911393 locking backpack cabinet for homeless/foster children school supplies | \$ 1,131.46  | Jan 2023 | Title I                              | Non Instructional Materials            |        |
| 1/18/2023 | 33470        | Mutual of Omaha   | INV 001458950872 Voluntary Disability Insurance 12/22                              | \$ 1,254.65  | Jan 2023 | General Operations                   | Benefits                               |        |
| 1/20/2023 | 33471        | LADWP   | 22-Dec & 22-Nov 6968788886 Shoup Utilities   | \$ 11,339.78 | Jan 2023 | General Operations                   | Utilities                              |        |
| 1/20/2023 | 33472        | Interquest Detection Canines                                      | 12/22 Canine Inspection INV ECRCHS-1122  | \$ 175.00    | Jan 2023 | General Operations                   | Non Instructional Consulting           |        |
| 1/21/2023 | 33473        | The Cruz Center   | 9/22-11/22 Special Ed Services INV 3109  | \$ 1,781.25  | Jan 2023 | Special Education                    | Instructional Consulting               |        |
| 1/21/2023 | 33474        | The Cruz Center   | 12/22 Special Ed Services INV 3172   | \$ 937.50    | Jan 2023 | Special Education                    | Instructional Consulting               |        |
| 1/21/2023 | 33475        | Gardena Valley News   | 11/22 INV 32242 Kings Courier Journalism Supplies Replenishment                    | \$ 1,232.87  | Jan 2023 | General Academic - Scholastic Groups | Non Instructional Materials            |        |
| 1/21/2023 | 33476        | Binh Lam  | K-Pop stoles for graduation  | \$ 48.12     | Jan 2023 | ASB Trust                            | Non Instructional Materials            |        |
| 1/21/2023 | 33477        | Lindsey C. Surendranath Granted, Inc                              | 308 CTE Consulting Services  | \$ 2,685.95  | Jan 2023 | CTE                                  | Non Instructional Consulting           |        |
| 1/21/2023 | 33478        | Abdon Rosales   | Gardening Service for Shoup 12/2022  | \$ 1,450.00  | Jan 2023 | General Operations                   | Non Instructional Consulting           |        |
| 1/21/2023 | 33479        | Brooks Transportation Inc.  | Buses for Week of 1/4/2023-1/7/2023 invoice #18988                                 | \$ 1,085.00  | Jan 2023 | General Athletic                     | Field Trip                             |        |
| 1/21/2023 | 33480        | Picture Perfect Graphics  | inv 3855 Ultra Club Jackets with embroidery  | \$ 674.97    | Jan 2023 | General Academic - Scholastic Groups | Non Instructional Materials            |        |
| 1/21/2023 | 33481        | Abdon Rosales   | Gardening Service for Shoup 11/2022  | \$ 1,000.00  | Jan 2023 | General Operations                   | Non Instructional Consulting           |        |
| 1/21/2023 | 33482        | Brooks Transportation Inc.  | Buses week of 10/31-11/4 Invoice#18642   | \$ 2,600.00  | Jan 2023 | General Athletic                     | Field Trip                             |        |
| 1/24/2023 | 33483        | McGraw-Hill Education, Inc.                                       | INV 125971628002 Textbooks   | \$ 8,698.34  | Jan 2023 | Lottery - Instructional Materials    | Textbooks                              |        |
| 1/24/2023 | 33484        | Figdesign Inc   | INV 3449 Artwork   | \$ 1,461.51  | Jan 2023 | General Operations                   | Non Instructional Consulting           |        |
| 1/24/2023 | 33485        | Figdesign Inc   | INV 3439 Poster  | \$ 1,677.89  | Jan 2023 | General Operations                   | Non Instructional Consulting           |        |
| 1/24/2023 | 33486        | BSN Sports LLC  | INV INV 919968156 Socks  | \$ 799.47    | Jan 2023 | General Athletic                     | Non Instructional Materials            |        |
| 1/24/2023 | 33487        | Pacific Floor Company, Inc  | INV 7067 Big Gym Floor Recoat  | \$ 5,865.00  | Jan 2023 | General Athletic                     | Repairs                                |        |
| 1/24/2023 | 33488        | Wes Charek (Wespower Electrical, Inc.)                            | INV 2166 Cafeteria Electrical upgrade  | \$ 1,965.40  | Jan 2023 | Cafeteria                            | Repairs                                |        |
| 1/25/2023 | 33489        | New Tangram, LLC  | INV 10751 Phase 1 of Construction project for Hallway/Foyer modernization          | \$ 15,592.00 | Jan 2023 | General Operations                   | Capital                                |        |
| 1/25/2023 | 33490        | The Print Spot  | INV 5953 PVC Signs   | \$ 319.21    | Jan 2023 | General Operations                   | Non Instructional Materials            |        |
| 1/25/2023 | 33491        | Team Fitz Graphics, LLC   | Add a Name Board - Wrestling State Qualifiers and CIF Championships                | \$ 1,862.59  | Jan 2023 | General Athletic                     | Non Instructional Materials            |        |
| 1/25/2023 | 33492        | Simone M Mueller  | INV Mis22-147 Investigation  | \$ 3,645.75  | Jan 2023 | General Operations                   | Legal Services                         |        |
| 1/25/2023 | 33493        | Simone M Mueller  | Inv MIS22-150 Legal Services 1/22/23   | \$ 3,831.75  | Jan 2023 | General Operations                   | Legal Services                         |        |
| 1/25/2023 | 33494        | JW Pepper & Son, Inc  | INV 164754693 Music for class  | \$ 51.64     | Jan 2023 | Lottery - Instructional Materials    | Instructional Supplies - AVP           |        |
| 1/27/2023 | 33495        | The Print Spot  | INV 5989 ECR School Profile Folders  | \$ 938.38    | Jan 2023 | General Operations                   | Non Instructional Materials            |        |

**Check Register**

Account: 1796 General  
 El Camino Real HS  
 Jan 2023

Grand Total 853,708.30

| Date      | Check Number | Name   | Memo  | Amount      | Period   | Fund/Program                         | Account                               | Status |
|-----------|--------------|--|---|-------------|----------|--------------------------------------|---------------------------------------|--------|
| 1/27/2023 | 33496        | Figdesign Inc  | INV 3441 Backdrop   | \$ 781.97   | Jan 2023 | General Operations                   | Non Instructional Materials           |        |
| 1/27/2023 | 33497        | Onsite Reprographics                                   | INV 440927 pdf scans of Shoup facility plans                    | \$ 48.50    | Jan 2023 | General Operations                   | Non Instructional Materials           |        |
| 1/27/2023 | 33498        | Figdesign Inc  | INV 3452 Feather flag & Square Base                             | \$ 366.85   | Jan 2023 | General Operations                   | Non Instructional Materials           |        |
| 1/28/2023 | 33499        | AP fbo EdLogical Group Corp                            | 12/22 INV 91362050 Special Ed Services                          | \$ 3,811.55 | Jan 2023 | Special Education                    | Instructional Consulting              |        |
| 1/28/2023 | 33500        | Cross Country Staffing, Inc.                           | INV DE85283 Psych Services - Special Ed Services                | \$ 3,000.00 | Jan 2023 | Special Education                    | Instructional Consulting              |        |
| 1/28/2023 | 33501        | Total Education Solutions (TES Therapy)                | TES Therapy 09/22,10/22,11/22 & 12/22                           | \$ 632.50   | Jan 2023 | Special Education                    | Instructional Consulting              |        |
| 1/28/2023 | 33502        | Child and Family Guidance Center                       | 11/22 Special Ed Services Northpoint                            | \$ 2,919.31 | Jan 2023 | Special Education                    | Instructional Consulting              |        |
| 1/29/2023 | 33503        | AP fbo EdLogical Group Corp                            | 12/22 INV 91362051 Non-Special Edlogical Services               | \$12,873.31 | Jan 2023 | Special Education                    | Instructional Consulting              |        |
| 1/4/2023  | SPACH1183    | Hudl   | INV01405401 Online video teaching and analytics platform        | \$ 1,600.00 | Jan 2023 | General Athletic                     | Subscriptions                         |        |
| 1/5/2023  | SPACH1184    | M & S Technology Group, LLC (The Circle)               | AR160753 Managed Printing Services                              | \$ 1,995.36 | Jan 2023 | General Technology                   | Non Instructional Consulting          |        |
| 1/6/2023  | SPACH1185    | Staples Business Advantage                             | inv 3520427055 Teaching Supplies                                | \$ 14.13    | Jan 2023 | Lottery - Instructional Materials    | Instructional Supplies - Science      |        |
| 1/6/2023  | SPACH1186    | Staples Business Advantage                             | inv 3518492804 Classroom supplies                               | \$ 209.59   | Jan 2023 | Lottery - Instructional Materials    | Instructional Supplies - Science      |        |
| 1/6/2023  | SPACH1187    | Staples Business Advantage                             | inv 3520940462 Classroom Supplies                               | \$ 265.65   | Jan 2023 | Lottery - Instructional Materials    | Instructional Supplies - Science      |        |
| 1/6/2023  | SPACH1188    | Staples Business Advantage                             | inv 3521476440 Classroom Supplies                               | \$ 53.22    | Jan 2023 | Lottery - Instructional Materials    | Instructional Supplies - Science      |        |
| 1/6/2023  | SPACH1189    | Staples Business Advantage                             | inv 3519035586 super value poster board                         | \$ 135.74   | Jan 2023 | Lottery - Instructional Materials    | Instructional Supplies - AVP          |        |
| 1/6/2023  | SPACH1190    | Staples Business Advantage                             | inv 3520940460 Nurse Supplies                                   | \$ 76.63    | Jan 2023 | General Operations                   | Non Instructional Supplies - Health   |        |
| 1/6/2023  | SPACH1191    | Smart & Final  | Acct# 512005 2212   | \$ 660.65   | Jan 2023 | CTE                                  | Instructional Supplies- Career/Voc/Ed |        |
| 1/6/2023  | SPACH1192    | Staples Business Advantage                             | inv 3520427054 Teaching Supplies                                | \$ 259.89   | Jan 2023 | Lottery - Instructional Materials    | Instructional Supplies - Science      |        |
| 1/6/2023  | SPACH1193    | Staples Business Advantage                             | inv 3520427056 Nurse Supplies                                   | \$ 413.84   | Jan 2023 | General Operations                   | Non Instructional Supplies - Health   |        |
| 1/6/2023  | SPACH1194    | Staples Business Advantage                             | inv 3520940461 Classroom Supplies                               | \$ 163.80   | Jan 2023 | Lottery - Instructional Materials    | Instructional Supplies - Science      |        |
| 1/6/2023  | SPACH1195    | Staples Business Advantage                             | inv 3521476441 Classroom Supplies                               | \$ 86.03    | Jan 2023 | Lottery - Instructional Materials    | Instructional Supplies - Science      |        |
| 1/6/2023  | SPACH1196    | Staples Business Advantage                             | inv 3518492805 Classroom supplies                               | \$ 53.04    | Jan 2023 | Lottery - Instructional Materials    | Instructional Supplies - Science      |        |
| 1/9/2023  | SPACH1197    | Spectrum Enterprise 7801                               | 12/22 Inv# 128697801120122 Acct#086084201 Enterprise Fiber line | \$ 575.00   | Jan 2023 | General Technology                   | Communications                        |        |
| 1/9/2023  | SPACH1198    | LogMein USA, Inc.                                      | IN7101617979 recurring monthly payments for Jive phone system   | \$ 2,760.53 | Jan 2023 | General Technology                   | Communications                        |        |
| 1/9/2023  | SPACH1199    | LogMein USA, Inc.                                      | IN7101518180 recurring monthly payments for Jive phone system   | \$ 2,760.53 | Jan 2023 | General Technology                   | Communications                        |        |
| 1/10/2023 | SPACH1200    | American Fidelity Assurance Company                    | 01/23 INV# D420709 Supplemental Employee Benefits               | \$ 4,147.93 | Jan 2023 | General Operations                   | Benefits                              |        |
| 1/12/2023 | SPACH1201    | UCLA Extension   | UCLA Extension Tuition  | \$ 795.00   | Jan 2023 | General Operations                   | Professional Development              |        |
| 1/12/2023 | SPACH1202    | Amazon Web Services                                    | INV 1189434797 AWS Service Charges                              | \$ 969.85   | Jan 2023 | General Technology                   | Subscriptions                         |        |
| 1/12/2023 | SPACH1203    | Self Insured Schools of California                     | 12/22 CBR El Camino FSA   | \$ 4,688.13 | Jan 2023 | General Operations                   | Benefits                              |        |
| 1/12/2023 | SPACH1204    | Allied Private Investigations & Security Services, LLC | INV ELC 2068 Security Services 11/04/2022                       | \$ 607.16   | Jan 2023 | General Operations                   | Security                              |        |
| 1/12/2023 | SPACH1205    | Allied Private Investigations & Security Services, LLC | INV ELC 2067 Security Services 11/01-11/30                      | \$40,639.43 | Jan 2023 | General Operations                   | Security                              |        |
| 1/12/2023 | SPACH1206    | Judy McLean  | Payroll Services  | \$ 2,675.00 | Jan 2023 | General Operations                   | Non Instructional Consulting          |        |
| 1/12/2023 | SPACH1207    | Staples Business Advantage                             | inv 3524646661 covid supplies                                   | \$ 2,328.24 | Jan 2023 | ESSER III                            | Non Instructional Supplies            |        |
| 1/12/2023 | SPACH1208    | LogMein USA, Inc.                                      | INV IN7101670442 VOIP Phone system                              | \$ 2,798.77 | Jan 2023 | General Technology                   | Communications                        |        |
| 1/13/2023 | SPACH1209    | Mary M Bush  | 12/2022 Counseling  | \$ 1,466.25 | Jan 2023 | Special Education                    | Non Instructional Consulting          |        |
| 1/13/2023 | SPACH1210    | Impact Philanthropy Group (Sage SoCal)                 | January 1, 2023 Mental Health Services                          | \$28,500.00 | Jan 2023 | ESSER III                            | Non Instructional Consulting          |        |
| 1/13/2023 | SPACH1211    | Nicole Gamez   | Mileage   | \$ 31.75    | Jan 2023 | CTE                                  | Mileage                               |        |
| 1/14/2023 | SPACH1212    | Staples Business Advantage                             | inv 3521476444 Student Store                                    | \$ 35.03    | Jan 2023 | ASB Trust                            | Supplies                              |        |
| 1/14/2023 | SPACH1213    | Staples Business Advantage                             | inv 3522417213 Student Store                                    | \$ 118.58   | Jan 2023 | ASB Trust                            | Supplies                              |        |
| 1/14/2023 | SPACH1214    | Self Insured Schools of California                     | 12/15/22 CBR El Camino FSA                                      | \$ 303.33   | Jan 2023 | General Operations                   | Benefits                              |        |
| 1/14/2023 | SPACH1215    | Staples Business Advantage                             | inv 3522417212 Student Store                                    | \$ 31.20    | Jan 2023 | ASB Trust                            | Supplies                              |        |
| 1/16/2023 | SPACH1216    | Scout Education Inc                                    | 26142 Substitutes 10/17-10/21/22                                | \$27,532.00 | Jan 2023 | General Academic                     | Substitutes                           |        |
| 1/18/2023 | SPACH1217    | Scout Education Inc                                    | 26769 Substitute 10/31-11/04/22                                 | \$22,077.00 | Jan 2023 | General Academic                     | Substitutes                           |        |
| 1/18/2023 | SPACH1218    | MHS Inc. (Multi-Health Systems)                        | INV 12-06-2022 Testing Materials                                | \$ 950.00   | Jan 2023 | General Operations                   | Non Instructional Materials           |        |
| 1/18/2023 | SPACH1219    | Scout Education Inc                                    | 27355 Substitute 10/31-11/04/22                                 | \$26,767.00 | Jan 2023 | General Academic                     | Substitutes                           |        |
| 1/18/2023 | SPACH1220    | Self Insured Schools of California                     | 1/15/23 CBR El Camino FSA                                       | \$ 383.08   | Jan 2023 | General Operations                   | Benefits                              |        |
| 1/19/2023 | SPACH1221    | Scout Education Inc                                    | 24501   | \$17,889.00 | Jan 2023 | General Academic                     | Substitutes                           |        |
| 1/19/2023 | SPACH1222    | Stephanie Franklin                                     | ACADEC travel   | \$ 2,115.58 | Jan 2023 | General Academic - Scholastic Groups | ACADEC travel                         |        |
| 1/19/2023 | SPACH1223    | Amazon Web Services                                    | INV 1216284781 AWS Service Charges                              | \$ 985.53   | Jan 2023 | General Technology                   | Subscriptions                         |        |
| 1/19/2023 | SPACH1224    | Scout Education Inc                                    | 25042   | \$19,420.00 | Jan 2023 | General Academic                     | Substitutes                           |        |
| 1/19/2023 | SPACH1225    | Scout Education Inc                                    | 25592 substitutes 10/10-10/14/2022                              | \$23,162.00 | Jan 2023 | General Academic                     | Substitutes                           |        |
| 1/19/2023 | SPACH1226    | Scout Education Inc                                    | 28003 11/07-11/10/22  | \$20,292.02 | Jan 2023 | General Academic                     | Substitutes                           |        |
| 1/20/2023 | SPACH1227    | Nettime Solutions LLC                                  | 12/22 INV 129739 stratustime Monthly Subscription               | \$ 50.00    | Jan 2023 | General Operations                   | Subscriptions                         |        |
| 1/20/2023 | SPACH1228    | Piece of Mind Care Services                            | INV 00000132 Students Support Services 12/22                    | \$65,528.70 | Jan 2023 | ESSER III/Special Ed                 | Instructional Consulting              |        |

**Check Register**

Account: 1796 General

El Camino Real HS

Jan 2023

Grand Total 853,708.30

| Date      | Check Number | Name   | Memo  | Amount      | Period   | Fund/Program                      | Account                            | Status |
|-----------|--------------|--|---|-------------|----------|-----------------------------------|------------------------------------|--------|
| 1/20/2023 | SPACH1229    | Gordon Rees Scully Mansukhani. LLP (Gordon & Rees LLP) | INV 21244009 Legal Services                       | \$ 162.90   | Jan 2023 | General Operations                | Legal Services                     |        |
| 1/21/2023 | SPACH1230    | Amazon   | inv 1LF7-QQD1-MYHW Instructional Student Supplies | \$ 462.82   | Jan 2023 | Lottery - Instructional Materials | Instructional Materials - Voc Arts |        |
| 1/21/2023 | SPACH1231    | Amazon   | inv 1VYL-96YM-7N99 Office supplies                | \$ 265.48   | Jan 2023 | General Operations                | Non Instructional Supplies         |        |
| 1/21/2023 | SPACH1232    | Amazon   | inv 1NJC-YV6J-7Y91 Instructional Supplies         | \$ 62.68    | Jan 2023 | Lottery - Instructional Materials | Instructional Materials - Science  |        |
| 1/21/2023 | SPACH1233    | Amazon   | inv 17FY-GTW6-64XL HR Supplies                    | \$ 238.69   | Jan 2023 | General Operations                | Non Instructional Supplies         |        |
| 1/22/2023 | SPACH1234    | Scoot Education Inc                                    | 28630 Substitutes 11/14-11/18/2022                | \$26,001.00 | Jan 2023 | General Academic                  | Substitutes                        |        |
| 1/22/2023 | SPACH1235    | Scoot Education Inc                                    | 29373 Substitutes for 11/28-12/02/22              | \$25,363.00 | Jan 2023 | General Academic                  | Substitutes                        |        |
| 1/22/2023 | SPACH1236    | Scoot Education Inc                                    | 30049 Substitutes 12/05-12/09/22                  | \$20,099.00 | Jan 2023 | General Academic                  | Substitutes                        |        |
| 1/22/2023 | SPACH1237    | Inspire Communication, Inc                             | INV EC20221231 Speech-Language Services 12/22     | \$12,750.00 | Jan 2023 | Special Education                 | Non Instructional Consulting       |        |
| 1/25/2023 | SPACH1238    | CDW LLC  | INV DH13086 Signage control for displays          | \$ 1,272.94 | Jan 2023 | General Technology                | Non Instructional Supplies         |        |
| 1/25/2023 | SPACH1239    | Scoot Education Inc                                    | 30719 Substitutes 12/2-12/14/22                   | \$18,281.00 | Jan 2023 | General Academic                  | Substitutes                        |        |
| 1/27/2023 | SPACH1240    | Piece of Mind Care Services                            | INV 00000133 Continuation School Services         | \$ 3,989.60 | Jan 2023 | ESSER III/Special Ed              | Instructional Consulting           |        |
| 1/28/2023 | SPACH1241    | M & S Technology Group, LLC (The Circle)               | AR161839 Managed Printing Services                | \$ 1,749.90 | Jan 2023 | General Technology                | Non Instructional Consulting       |        |
| 1/29/2023 | SPACH1242    | Chartwells Division Services                           | 12/22 Cafeteria Services INV K4034900135          | \$89,752.80 | Jan 2023 | Cafeteria                         | Non Instructional Consulting/Food  |        |
| 1/30/2023 | SPACH1243    | Scoot Education Inc                                    | 27383 Subs  | \$ 2,474.00 | Jan 2023 | General Academic                  | Substitutes                        |        |
| 1/31/2023 | SPACH1244    | Scoot Education Inc                                    | 24722 Scoot Education                             | \$ 838.00   | Jan 2023 | General Academic                  | Substitutes                        |        |

**El Camino Real Charter High School**  
**A/P Vendor Month/YTD**  
**January 2023**

| Vendor   | Jan 2023     | YTD           |
|--|--------------|---------------|
| 360 Custom Commercial Kitchen  |              | \$ 23,100.00  |
| 818 Cleaners   |              | \$ 8,334.00   |
| Abdon Rosales  | \$ 2,450.00  | \$ 8,800.00   |
| Accrediting Commission for Schools                                   |              | \$ 1,610.00   |
| Administrative Services CO-OP DbA Yellow Cab                         | \$ 3,807.30  | \$ 11,642.40  |
| Adobe Systems Incorporated   |              | \$ 1,800.00   |
| Adrian Medellin Salcedo  |              | \$ 975.00     |
| Aeries Software  |              | \$ 24,648.05  |
| Afolabi, Muideen   | \$ 73.00     | \$ 73.00      |
| AFSCME District Council 36   | \$ 1,966.53  | \$ 14,554.39  |
| AKD Ink/AKidzdream Inc   |              | \$ 4,014.56   |
| Aleksandr Mikhailov  | \$ 72.00     | \$ 72.00      |
| Alex Gorin   | \$ 166.00    | \$ 166.00     |
| Algae Solutions, Inc. (Advantidge)                                   |              | \$ 2,455.35   |
| Alison Tran  |              | \$ 250.00     |
| Alison Yedor   |              | \$ 817.02     |
| All American Sports Corp. (Riddell/All American)                     |              | \$ 11,411.84  |
| Allen Sorlisyaghoub  | \$ 72.00     | \$ 72.00      |
| Allied Private Investigations & Security Services, LLC               | \$ 41,246.59 | \$ 282,258.33 |
| Alonzo Solarez   |              | \$ 88.79      |
| Alyssa Lee   |              | \$ 2,169.72   |
| Amanda N Sanchez   |              | \$ 438.50     |
| Amazon   | \$ 1,029.67  | \$ 60,621.51  |
| Amazon Web Services  | \$ 1,955.38  | \$ 13,435.47  |
| American Choral Directors Association                                |              | \$ 125.00     |
| American Fidelity Assurance Company                                  | \$ 4,147.93  | \$ 27,161.61  |
| American Scholastic Evaluation/ American Scholastic Mathematics Assn |              | \$ 100.00     |
| Amie Yansick   | \$ 3.50      | \$ 3.50       |
| Anita Gruen  | \$ 899.40    | \$ 899.40     |
| Anthony Corona   |              | \$ 188.00     |
| AP fbo EdLogical Group Corp  | \$ 16,684.86 | \$ 148,655.34 |
| Ares Sportswear  | \$ 1,741.30  | \$ 1,741.30   |
| Arrae Promotions   |              | \$ 7,300.00   |
| Arthur J. Gallagher & Co. Insurance Brokers of CA., Inc.             |              | \$ 10,516.42  |
| AT&T (CALNET)  |              | \$ 691.09     |
| AT&T 0810  | \$ 717.07    | \$ 1,600.59   |
| AT&T 3635  | \$ 517.56    | \$ 1,180.11   |
| AT&T 4152  | \$ 515.95    | \$ 1,178.50   |
| AT&T 6340  | \$ 508.49    | \$ 1,390.09   |
| AT&T 8815  | \$ 820.48    | \$ 1,614.68   |
| AT&T 9132  | \$ 2,455.30  | \$ 14,491.90  |
| AT&T 9221  | \$ 1,014.74  | \$ 2,334.08   |
| AUDRA HERRERA  |              | \$ 160.00     |
| AV Masters, Inc  |              | \$ 2,632.45   |

**El Camino Real Charter High School  
A/P Vendor Month/YTD  
January 2023**

| <b>Vendor</b>                                      | <b>Jan 2023</b> | <b>YTD</b>    |
|--|-----------------|---------------|
| Avedis Zildjian Company                            |                 | \$ 829.83     |
| Aviata Sports LLC                                  | \$ 590.00       | \$ 802.50     |
| AVID Center  |                 | \$ 4,809.00   |
| B&H Foto & Electronics Corp                        |                 | \$ 20,223.99  |
| Bailey Hooper                                      | \$ 4,170.58     | \$ 4,170.58   |
| Barbara Stanoff                                    |                 | \$ 210.30     |
| Bargreen Ellingson Inc                             |                 | \$ 184,126.28 |
| Benedictine College                                |                 | \$ 150.00     |
| Bilingual Foundation of the Arts                   |                 | \$ 1,215.00   |
| Binh Lam   | \$ 48.12        | \$ 48.12      |
| Birmingham Community Charter High School           |                 | \$ 11,590.00  |
| Box Six  |                 | \$ 1,850.00   |
| Brad Wright  | \$ 217.53       | \$ 217.53     |
| Brandon Krausen                                    | \$ 45.50        | \$ 45.50      |
| Brett A Schwab                                     |                 | \$ 4,000.00   |
| Brian Nunez  |                 | \$ 3,500.00   |
| Brigido Cota-Lorenz                                | \$ 160.00       | \$ 160.00     |
| Brooks Transportation Inc.                         | \$ 14,920.00    | \$ 97,305.00  |
| Bryan Vadhin                                       |                 | \$ 1,000.00   |
| BSN Sports LLC                                     | \$ 1,307.07     | \$ 27,501.33  |
| BSN Sports, LLC                                    |                 | \$ 12,596.60  |
| Burnsville Band Boosters Association               |                 | \$ 2,400.00   |
| Burroughs Girls Basketball                         |                 | \$ 1,420.00   |
| BYU Continuing Education Independent Study         |                 | \$ 289.00     |
| CA Association of Directors of Activities          |                 | \$ 300.00     |
| Calabasas Custom Catering                          |                 | \$ 3,227.00   |
| Calabasas High School                              |                 | \$ 450.00     |
| California Chicken Cafe                            |                 | \$ 225.74     |
| California Department of Education                 |                 | \$ 497.88     |
| California Department of Tax & Fee Administration  | \$ 177.50       | \$ 5,606.16   |
| California Institute of Emergency Medical Training |                 | \$ 4,195.00   |
| California Scholarship Federation Inc              |                 | \$ 150.00     |
| California State University, Northridge            | \$ 3,000.00     | \$ 3,000.00   |
| California Teachers Association                    |                 | \$ 195.00     |
| Camarillo High School                              |                 | \$ 450.00     |
| Cambrass Corp. DBA Stomvi USA                      |                 | \$ 3,660.71   |
| CAMILLE KING                                       | \$ 785.27       | \$ 1,081.88   |
| Canon Solutions America, Inc                       |                 | \$ 2,441.72   |
| Canyon Del Oro                                     |                 | \$ 630.00     |
| Canyon HS ASB                                      |                 | \$ 400.00     |
| Careers through Culinary Arts Program, Inc.        |                 | \$ 3,640.00   |
| Carmen Martinez                                    |                 | \$ 73.00      |
| Carolina Biological Supply Co.                     |                 | \$ 3,976.24   |
| Cascade Athletic Supply Co Inc                     |                 | \$ 7,172.62   |

**El Camino Real Charter High School**  
**A/P Vendor Month/YTD**  
**January 2023**

| <b>Vendor</b>   | <b>Jan 2023</b> | <b>YTD</b>    |
|---|-----------------|---------------|
| Castro, JR  | \$ 86.00        | \$ 86.00      |
| CDW LLC   | \$ 1,272.94     | \$ 31,309.60  |
| CE Educational Tours (CE Tours)                             |                 | \$ 39,885.00  |
| Cengage Learning Inc/ Gale                                  |                 | \$ 26,941.95  |
| Centobene, Maryann  |                 | \$ 93.00      |
| Chaminade College Prep High School                          |                 | \$ 500.00     |
| Charisse James  | \$ 159.00       | \$ 159.00     |
| CharterSafe   | \$ 63,459.00    | \$ 536,309.40 |
| Chartwells Division Services                                | \$ 95,954.95    | \$ 696,850.55 |
| Chatsworth Arena Soccer League                              | \$ 200.00       | \$ 200.00     |
| Chatsworth High School                                      |                 | \$ 1,504.40   |
| Child and Family Guidance Center                            | \$ 7,495.42     | \$ 31,204.11  |
| ChildCare Careers, LLC (The Education Team)                 |                 | \$ 14,851.86  |
| Chris Meyerson  | \$ 86.00        | \$ 86.00      |
| Christy White Accountancy Corporation (Christy White, Inc.) | \$ 8,372.25     | \$ 17,944.50  |
| CIF LA City Section   |                 | \$ 11,667.00  |
| Cimarron Sign Services, Inc.                                |                 | \$ 902.35     |
| Cindy Sanchez   | \$ 13.50        | \$ 13.50      |
| City National Bank  |                 | \$ 8,584.31   |
| City of Los Angeles Fire Dept. - CUPA                       |                 | \$ 3,592.00   |
| City-Wide Fire Protection, Inc                              |                 | \$ 100.50     |
| Claremont High School                                       |                 | \$ 457.00     |
| Clark Holden  | \$ 16.50        | \$ 16.50      |
| Clark Pest Control  |                 | \$ 162.00     |
| College Board   |                 | \$ 1,120.60   |
| Colson Phillip  |                 | \$ 536.10     |
| Columbia University   | \$ 80.00        | \$ 80.00      |
| Concord Theatrical Corp                                     |                 | \$ 930.00     |
| Concourse Team Express                                      |                 | \$ 2,305.00   |
| CONFIDENTIAL  |                 | \$ 39,371.90  |
| Conrad Sun LLC (Ren Athletics)                              |                 | \$ 2,862.25   |
| Consuelo Escobar  | \$ 54.00        | \$ 54.00      |
| Corinne Brennan   |                 | \$ 512.00     |
| Corner Bakery   | \$ 3,226.46     | \$ 6,152.92   |
| Countdown Printables  | \$ 2,951.52     | \$ 4,220.82   |
| Courtyard Pharmacy  | \$ 850.00       | \$ 850.00     |
| Coutin School LLC   |                 | \$ 18,211.08  |
| Craig Collar  | \$ 155.00       | \$ 155.00     |
| Cross Country Staffing, Inc.                                | \$ 3,000.00     | \$ 3,000.00   |
| CTBOOK HOLDINGS LLC (Bulk Bookstore)                        |                 | \$ 8,417.70   |
| Cyd Zeigler   |                 | \$ 190.00     |
| Dana Lukic  | \$ 46.50        | \$ 46.50      |
| Daniel Chang  |                 | \$ 2,260.00   |
| Daniela Hernandez   |                 | \$ 336.15     |

**El Camino Real Charter High School**  
**A/P Vendor Month/YTD**  
**January 2023**

| <b>Vendor</b>  | <b>Jan 2023</b> | <b>YTD</b>   |
|--|-----------------|--------------|
| Dan's Super Subs Inc.                                |                 | \$ 314.80    |
| Darryl Wade  |                 | \$ 110.00    |
| Dave & Buster's Entertainment, Inc.                  |                 | \$ 12,303.16 |
| Dave Wise  | \$ 65.00        | \$ 65.00     |
| David L Spencer                                      |                 | \$ 170.00    |
| David Lee  |                 | \$ 94.24     |
| David Musso  | \$ 73.00        | \$ 73.00     |
| David Rosen  | \$ 83.00        | \$ 83.00     |
| David Sanchez  | \$ 159.00       | \$ 245.00    |
| Davis Publications, Inc                              |                 | \$ 3,128.85  |
| Dean Bennett   | \$ 53.75        | \$ 155.69    |
| Decker Inc.  |                 | \$ 4,355.79  |
| Deny Sportswear                                      | \$ 419.10       | \$ 4,882.28  |
| Department of Justice (State of CA)                  | \$ 337.00       | \$ 1,745.00  |
| Deven Rasey  |                 | \$ 57.00     |
| Devon Reese  | \$ 133.00       | \$ 133.00    |
| Diana Coosemans                                      |                 | \$ 131.75    |
| Dick Blick Holdings (Blick Art Materials)            |                 | \$ 666.72    |
| Donna Bennett  |                 | \$ 93.61     |
| Dora Rojas   |                 | \$ 34.32     |
| Douglas Fabrick                                      | \$ 399.00       | \$ 798.00    |
| Drew Spooner   | \$ 86.00        | \$ 86.00     |
| DS Honda Construction Management, Inc                |                 | \$ 8,590.28  |
| DTASC  |                 | \$ 766.00    |
| E.G. Brennan & Co Corp                               |                 | \$ 275.00    |
| ECOBEE LTD   |                 | \$ 240.00    |
| EDD (Employment Development Dept.)                   |                 | \$ 28,788.77 |
| Eddie Miller   |                 | \$ 150.00    |
| Educatus International (Attn Paul McLaughlin)        |                 | \$ 40,000.00 |
| Edward Hwang   |                 | \$ 171.00    |
| EEC Acquisition LLC (Smart Care Equipment Solutions) |                 | \$ 673.66    |
| Efren Avila  | \$ 146.00       | \$ 448.00    |
| Elizabeth Barton                                     |                 | \$ 2,200.00  |
| Ely Bryant   | \$ 73.00        | \$ 73.00     |
| Elyana Nades   |                 | \$ 372.37    |
| Emily Bowen  |                 | \$ 19.76     |
| Emmaruth Berdan                                      | \$ 26.50        | \$ 26.50     |
| Employment Development Department                    | \$ 30,625.37    | \$ 62,326.49 |
| Enome, Inc. (Goalbook)                               |                 | \$ 11,685.00 |
| Enrique Velarde                                      |                 | \$ 188.00    |
| Enriqueta Loera                                      |                 | \$ 398.91    |
| Epic Sports, Inc.                                    |                 | \$ 2,090.09  |
| ePromos Promotional Products LLC                     |                 | \$ 738.25    |
| Eric A Johnson-Greer                                 |                 | \$ 960.00    |



**El Camino Real Charter High School  
A/P Vendor Month/YTD  
January 2023**

| <b>Vendor</b>  | <b>Jan 2023</b> | <b>YTD</b>    |
|--|-----------------|---------------|
| Eric Choi  |                 | \$ 280.00     |
| Eric Fitzpatrick                                       |                 | \$ 188.00     |
| Esha E Mathew  |                 | \$ 250.00     |
| Evgeny Sedov   | \$ 73.00        | \$ 146.00     |
| EWC California, Inc. (AAA Label Factory)               |                 | \$ 5,662.77   |
| ExploreLearning, LLC                                   |                 | \$ 920.00     |
| FC Management Services (PC Recycle)                    |                 | \$ 90.00      |
| FedEx  | \$ 77.00        | \$ 77.00      |
| Fence Factory  |                 | \$ 11,861.50  |
| Fence Factory Rentals                                  |                 | \$ 910.00     |
| Fernando Delgado                                       |                 | \$ 3,157.85   |
| Festivals of Music, Inc.                               |                 | \$ 6,136.00   |
| Figdesign Inc  | \$ 5,027.07     | \$ 6,130.04   |
| Fiona McNabb   |                 | \$ 58.50      |
| First Class Events                                     | \$ 4,000.00     | \$ 66,200.00  |
| Fletcher Isler   |                 | \$ 146.00     |
| Flinn Scientific Inc.                                  | \$ 1,038.48     | \$ 8,006.98   |
| Fontana High School Band Boosters                      |                 | \$ 600.00     |
| Francisco Aguilar                                      | \$ 72.00        | \$ 72.00      |
| Fred J. Miller, Inc                                    |                 | \$ 1,462.27   |
| Fresno County Superintendent of Schools                |                 | \$ 9,500.00   |
| Front Porch. Inc dba Get More Math                     |                 | \$ 21,000.00  |
| Fulgent Genetics                                       |                 | \$ 55.00      |
| Gadi Libman  | \$ 59.00        | \$ 59.00      |
| Garbanzo   |                 | \$ 1,490.00   |
| Gardena Valley News                                    | \$ 1,232.87     | \$ 1,232.87   |
| Gary Murphy  |                 | \$ 148.50     |
| Gegham Vardanyan                                       | \$ 83.00        | \$ 83.00      |
| George A Jackson III                                   | \$ 750.00       | \$ 1,750.00   |
| Golden Star Technology, Inc                            |                 | \$ 636,114.01 |
| Golden West Sash Door, LLC                             |                 | \$ 825.63     |
| Golf Team Products                                     |                 | \$ 122.00     |
| Goodheart-Willcox Publisher                            |                 | \$ 67,317.91  |
| GOODSUITE (Copier Headquarters, Inc)                   |                 | \$ 1,705.04   |
| Gordon Rees Scully Mansukhani. LLP (Gordon & Rees LLP) | \$ 162.90       | \$ 13,135.80  |
| GraceNotes LLC   |                 | \$ 513.00     |
| Grad Awards LLC  |                 | \$ 251.14     |
| Grant A. Horn  |                 | \$ 1,000.00   |
| Greg Tilson  | \$ 83.00        | \$ 83.00      |
| Grizzly Industrial, Inc.                               | \$ 375.57       | \$ 961.12     |
| Grover Cleveland High School                           |                 | \$ 1,119.73   |
| Guy Z Prihar APC                                       |                 | \$ 3,000.00   |
| Hakop Kaplanyan  |                 | \$ 166.00     |
| Hal Leonard LLC (Noteflight LLC)                       |                 | \$ 849.00     |

**El Camino Real Charter High School  
A/P Vendor Month/YTD  
January 2023**

| <b>Vendor</b>   | <b>Jan 2023</b> | <b>YTD</b>    |
|---|-----------------|---------------|
| Hardwoods Specialty Products US LP                      | \$ 4,935.98     | \$ 11,252.58  |
| Harrow Sports, Inc. (Next Level Resource Partners, LLC) |                 | \$ 3,958.74   |
| Hart High School  |                 | \$ 1,650.00   |
| HD Print Design   | \$ 864.21       | \$ 2,609.04   |
| Healy Awards  |                 | \$ 1,895.94   |
| Heidi Hutson  | \$ 2,533.25     | \$ 2,533.25   |
| Henry Carpio  | \$ 159.00       | \$ 232.00     |
| Henry Matute  | \$ 245.00       | \$ 245.00     |
| Henry Mekjian   | \$ 159.00       | \$ 159.00     |
| Herff Jones LLC   |                 | \$ 7,464.13   |
| Hess & Associates                                       |                 | \$ 1,730.00   |
| Holly Kiamanesh   |                 | \$ 165.78     |
| Home Depot U.S.A., Inc. (The Home Depot Pro)            |                 | \$ 11,088.34  |
| Honors Graduation                                       |                 | \$ 531.74     |
| Hot Dogger Tours, Inc. (Gold Coast Tours)               |                 | \$ 5,236.40   |
| Hudl  | \$ 3,299.00     | \$ 3,299.00   |
| Human Rights Campaign Foundation                        |                 | \$ 7,100.00   |
| Hype Socks, LLC   |                 | \$ 7,585.62   |
| ICON School Management                                  | \$ 8,000.00     | \$ 56,000.00  |
| Imagists Inc  |                 | \$ 20,500.00  |
| Iman Khorramian   |                 | \$ 80.00      |
| Immersionvegas, LLC (Bodies 2.0)                        |                 | \$ 5,398.00   |
| Impact Cheer & Tumbling                                 | \$ 750.00       | \$ 750.00     |
| Impact Philanthropy Group (Sage SoCal)                  | \$ 28,500.00    | \$ 129,942.69 |
| Infinity Communications & Consulting, Inc               |                 | \$ 3,400.00   |
| Infobase Holdings, Inc.                                 |                 | \$ 11,023.36  |
| In-N-Out Burger   |                 | \$ 2,634.44   |
| Inspire Communication, Inc                              | \$ 12,750.00    | \$ 86,572.50  |
| Instructure, Inc  |                 | \$ 27,840.00  |
| International Academy of Science(CybrSchool LLC)        |                 | \$ 12,500.00  |
| International Cultural Exchange Service (ICES)          | \$ 27,000.00    | \$ 68,000.00  |
| Interquest Detection Canines                            | \$ 175.00       | \$ 700.00     |
| Itinera Docentia, LLC                                   |                 | \$ 2,150.00   |
| J Schnelldorfer PSAD                                    |                 | \$ 1,025.00   |
| J Thayer Company  |                 | \$ 1,777.86   |
| Jack Balock   |                 | \$ 337.22     |
| Jacquelyn Mendoza                                       |                 | \$ 26.50      |
| JAM Fire Protection, Inc.                               |                 | \$ 1,285.08   |
| James Gillis  | \$ 219.00       | \$ 375.00     |
| Jamshid Shivaie   | \$ 103.00       | \$ 103.00     |
| Jason Camp  |                 | \$ 584.81     |
| Jason Sabolic   |                 | \$ 575.07     |
| Jesus Castro  |                 | \$ 80.00      |
| Jesus Contreras   |                 | \$ 163.52     |

**El Camino Real Charter High School  
A/P Vendor Month/YTD  
January 2023**

| <b>Vendor</b>                                      | <b>Jan 2023</b> | <b>YTD</b>   |
|--|-----------------|--------------|
| Jim Russell  |                 | \$ 150.00    |
| Jive Communications, Inc. (LogMeIn Communications) |                 | \$ 2,673.96  |
| Joe Aranda   |                 | \$ 190.00    |
| John Burroughs High School                         |                 | \$ 750.00    |
| John Dall  | \$ 81.00        | \$ 81.00     |
| John Henderson                                     |                 | \$ 86.00     |
| John Orlando Vazquez                               |                 | \$ 83.27     |
| Jon Stein  |                 | \$ 86.00     |
| Jonathan Harveson                                  |                 | \$ 634.02    |
| Jones School Supply Co Inc                         |                 | \$ 165.88    |
| Jose Chavez  |                 | \$ 136.00    |
| Jose Jimenez                                       |                 | \$ 77.88     |
| Jose Maldonado                                     |                 | \$ 1,240.00  |
| Jostens, Inc                                       |                 | \$ 51,344.44 |
| Joubel AS  |                 | \$ 570.00    |
| Judy McLean  | \$ 2,675.00     | \$ 17,075.00 |
| Jules Seltzer Associates                           |                 | \$ 82,450.00 |
| Justin Adams                                       |                 | \$ 306.99    |
| Justin Graham                                      |                 | \$ 128.12    |
| JW Pepper & Son, Inc                               | \$ 51.64        | \$ 1,555.37  |
| Kami   |                 | \$ 7,500.00  |
| Karen Owens  | \$ 31.00        | \$ 31.00     |
| Karl Weingartner                                   |                 | \$ 150.00    |
| Karmann Hillman                                    |                 | \$ 60.00     |
| Kathleen O'Connell                                 |                 | \$ 49.26     |
| Keesha Pringle                                     | \$ 159.00       | \$ 159.00    |
| Keith Cherry                                       | \$ 159.00       | \$ 159.00    |
| Kelly Services, Inc.                               |                 | \$ 77,544.38 |
| Ken Ashford  | \$ 146.00       | \$ 146.00    |
| Kena Worthen                                       |                 | \$ 425.35    |
| Kevin Thurow                                       |                 | \$ 950.00    |
| Keyon Bell   |                 | \$ 376.00    |
| Kim Bly  |                 | \$ 110.00    |
| Kimo Atkins  | \$ 159.00       | \$ 159.00    |
| Kirk A West  |                 | \$ 150.00    |
| KTG Printing LLC                                   |                 | \$ 7,093.96  |
| Kuta Software LLC                                  |                 | \$ 1,022.00  |
| Kyle Lee   |                 | \$ 122.84    |
| L.A. City Dept. of Recreation And Parks            | \$ 305.00       | \$ 3,080.00  |
| LA Master Chorale                                  |                 | \$ 150.00    |
| LA Party Rents, Inc.                               | \$ 5,058.50     | \$ 5,058.50  |
| LA Valley Foundation                               |                 | \$ 875.00    |
| LACOE, Los Angeles County Office of Education      |                 | \$ 14,316.71 |
| LADWP  | \$ 11,339.78    | \$ 36,123.13 |

**El Camino Real Charter High School**  
**A/P Vendor Month/YTD**  
**January 2023**

| Vendor   | Jan 2023    | YTD           |
|--|-------------|---------------|
| Larry Garnica  |             | \$ 110.00     |
| Larry Zerg   | \$ 160.00   | \$ 160.00     |
| Lauri Spero  |             | \$ 45.00      |
| Laurie Finnegan  | \$ 25.00    | \$ 164.09     |
| LAUSD - Maintenance & Operations                               |             | \$ 354,537.23 |
| Law Offices of Young, Minney & Corr, LLP                       |             | \$ 114,301.70 |
| Learn by Doing, Inc.   |             | \$ 14,062.00  |
| Lee Barnathan  |             | \$ 150.00     |
| Lenovo (United States) Inc.                                    |             | \$ 1,308.53   |
| Les Anderson   |             | \$ 143.00     |
| LightSpeed Solutions, LLC (Lightspeed Systems)                 |             | \$ 81,812.50  |
| Liminex, Inc. (GoGuardian)                                     |             | \$ 3,745.00   |
| Lindsey C. Surendranath Granted, Inc                           | \$ 2,685.95 | \$ 16,435.95  |
| Lisa Borrelli  | \$ 55.50    | \$ 55.50      |
| Lisa Newnan  | \$ 119.86   | \$ 119.86     |
| LogMein USA, Inc.  | \$ 8,319.83 | \$ 21,652.59  |
| Long Beach Forensics (California State University, Long Beach) |             | \$ 220.00     |
| Los Angeles Cable Television Access Corp.                      |             | \$ 10,000.00  |
| Los Angeles County Department of Public Health                 |             | \$ 197.00     |
| Los Angeles County Tax Collector                               | \$ 2,191.52 | \$ 4,383.04   |
| Love to Snack, LLC   |             | \$ 4,306.54   |
| LRHS Debate  | \$ 270.00   | \$ 270.00     |
| M & S Technology Group, LLC (The Circle)                       | \$ 3,745.26 | \$ 10,010.62  |
| M&M Paper Co.  |             | \$ 12,424.36  |
| Macmillan Holdings, LLC (Holtzbrinck Publishers, LLC) MPS      | \$ 3,444.48 | \$ 3,444.48   |
| Manhattan Stitching  |             | \$ 2,930.47   |
| Manuel Reyes   | \$ 61.00    | \$ 61.00      |
| Marantha High School   |             | \$ 550.00     |
| Mario Matos  |             | \$ 111.00     |
| Marissa Dominguez  |             | \$ 359.83     |
| Mark Arthur  |             | \$ 93.00      |
| Mark Sawyer  |             | \$ 86.00      |
| Marko Jankovic   |             | \$ 286.00     |
| Marty Gilman Inc. (Gilman Gear)                                |             | \$ 569.00     |
| Marvin Brent   | \$ 159.00   | \$ 159.00     |
| Mary Duque   | \$ 16.50    | \$ 16.50      |
| Mary M Bush  | \$ 1,466.25 | \$ 10,178.75  |
| Max Slobodsky  | \$ 116.00   | \$ 116.00     |
| McCalla Company  |             | \$ 596.00     |
| McGraw-Hill Education, Inc.                                    | \$ 8,698.34 | \$ 54,116.26  |
| McKenna, Steve   | \$ 61.00    | \$ 61.00      |
| Medieval Times USA, Inc.                                       | \$ 1,712.50 | \$ 1,712.50   |
| Melissa Ann Charters   | \$ 163.38   | \$ 603.42     |
| Melissa Harr   |             | \$ 719.27     |

**El Camino Real Charter High School**  
**A/P Vendor Month/YTD**  
**January 2023**

| <b>Vendor</b>                                | <b>Jan 2023</b> | <b>YTD</b>    |
|--|-----------------|---------------|
| Merit Oil Company                            |                 | \$ 944.49     |
| MHS Inc. (Multi-Health Systems)              | \$ 950.00       | \$ 950.00     |
| Micha Liberman                               | \$ 29.00        | \$ 29.00      |
| Michael Consoletti                           |                 | \$ 8,813.59   |
| Michael Fishman                              |                 | \$ 154.00     |
| Michael Freed                                | \$ 2,400.00     | \$ 2,400.00   |
| Michael Goode, Jr                            |                 | \$ 190.00     |
| Michael Jeff                                 |                 | \$ 1,000.00   |
| Michael Lipton                               |                 | \$ 188.00     |
| Michael Lyman                                |                 | \$ 188.00     |
| Michael Robinson                             |                 | \$ 339.86     |
| Michelle Butler                              | \$ 38.50        | \$ 38.50      |
| Michelle Harris                              |                 | \$ 73.00      |
| Mike Brown Grandstands, Inc.                 |                 | \$ 37,400.00  |
| Mike Venarde                                 |                 | \$ 57.00      |
| Minita Clark                                 |                 | \$ 408.85     |
| Misha Ostapchuk                              | \$ 144.00       | \$ 144.00     |
| Mitchell R Cohen                             |                 | \$ 580.50     |
| Mixtus Inc dba Mustang Marketing             |                 | \$ 2,457.84   |
| Mohamed Abdelaal                             | \$ 149.00       | \$ 149.00     |
| Molly Libby                                  | \$ 43.00        | \$ 43.00      |
| Moon Grad Services                           |                 | \$ 2,413.95   |
| Moore, John                                  | \$ 81.00        | \$ 81.00      |
| MRC Smart Technology Solutions(SoCal Office) |                 | \$ 3,027.66   |
| Music Theatre International                  |                 | \$ 2,575.00   |
| Mutual of Omaha                              | \$ 1,254.65     | \$ 6,177.72   |
| N2Y LLC                                      |                 | \$ 8,325.98   |
| Nasco Education LLC                          |                 | \$ 544.66     |
| NASSP  |                 | \$ 385.00     |
| National College Resources Foundation        | \$ 175.00       | \$ 175.00     |
| National Speech & Debate Association         |                 | \$ 149.00     |
| National Sports Apparel LLC                  |                 | \$ 10,347.58  |
| Nearpod Inc.                                 |                 | \$ 4,000.00   |
| Nelson Bae                                   |                 | \$ 105.00     |
| Nettime Solutions LLC                        | \$ 50.00        | \$ 350.00     |
| New Tangram, LLC                             | \$ 15,592.00    | \$ 122,980.99 |
| Newbury Park High School                     |                 | \$ 1,550.00   |
| Newbury Park HS Wrestling Booster Club       |                 | \$ 375.00     |
| Newsela, Inc.                                |                 | \$ 11,000.00  |
| Nicholas Bogner                              | \$ 61.00        | \$ 61.00      |
| Nick Holodnak                                | \$ 86.00        | \$ 86.00      |
| Nicole Gamez                                 | \$ 31.75        | \$ 2,604.86   |
| NJROTC                                       | \$ 875.00       | \$ 875.00     |
| Noe Duran                                    |                 | \$ 80.85      |

**El Camino Real Charter High School**  
**A/P Vendor Month/YTD**  
**January 2023**

| <b>Vendor</b>   | <b>Jan 2023</b> | <b>YTD</b>    |
|---|-----------------|---------------|
| NoRedInk Corp.  |                 | \$ 11,000.00  |
| Northwest Evaluation Association                            |                 | \$ 46,000.00  |
| Oak Park Unified School District                            |                 | \$ 2,191.50   |
| Odoo, Inc.  |                 | \$ 5,760.00   |
| Onsite Reprographics  | \$ 48.50        | \$ 48.50      |
| OnSolve Intermediate Holding Company                        |                 | \$ 5,747.33   |
| OnTrack and Field, Inc                                      |                 | \$ 614.81     |
| ORACLE Enterprises  |                 | \$ 38,319.60  |
| Oscar Cabrera   |                 | \$ 298.00     |
| Pacific Appliance Repair Services Inc.                      |                 | \$ 549.00     |
| Pacific Floor Company, Inc                                  | \$ 5,865.00     | \$ 5,865.00   |
| Palmer Hamilton LLC   | \$ 5,000.00     | \$ 8,500.00   |
| Paragon MSP LLC   | \$ 3,125.00     | \$ 3,125.00   |
| Patrick J Plotnik   | \$ 200.00       | \$ 200.00     |
| Paul Mar  | \$ 72.00        | \$ 72.00      |
| Paul Schwake  | \$ 20.00        | \$ 20.00      |
| PBWS Architects, LLP  |                 | \$ 13,624.30  |
| Pearison Incorporated (Band Shoppe)                         |                 | \$ 2,072.35   |
| Pearson Education NCS Pearson, Inc.                         | \$ 981.75       | \$ 981.75     |
| PenServ Plan Services, Inc.                                 | \$ 792.50       | \$ 223,697.50 |
| Phase II Systems (Public Agency Retirement Services - PARS) | \$ 357.55       | \$ 2,124.27   |
| Phillip Galindo   |                 | \$ 91.00      |
| Picture Perfect Graphics                                    | \$ 1,560.83     | \$ 3,586.60   |
| Piece of Mind Care Services                                 | \$ 69,518.30    | \$ 572,884.10 |
| Pitney Bowes  |                 | \$ 39.00      |
| Pixellot US, Inc  |                 | \$ 2,947.50   |
| Plastic Perfection LLC                                      |                 | \$ 1,020.00   |
| Poria Rakhsha   | \$ 72.00        | \$ 72.00      |
| PowerSchool Holdings LLC (PowerSchool Group LLC)            |                 | \$ 30,091.25  |
| Pro-Ed, Inc.  | \$ 1,025.00     | \$ 1,025.00   |
| Project Lead The Way, Inc.                                  |                 | \$ 12,592.23  |
| PTM Document Systems, Inc.                                  |                 | \$ 1,440.68   |
| Puja Savla  |                 | \$ 180.17     |
| Purchase Power (Pitney Bowes)                               |                 | \$ 4,046.23   |
| Purple Construction, Inc                                    | \$ 33,648.00    | \$ 33,648.00  |
| Pyro Spectaculars   |                 | \$ 4,154.00   |
| Quick Uniform   | \$ 1,055.58     | \$ 1,351.18   |
| Quintella Smith   |                 | \$ 81.84      |
| Rachel M Markenson  |                 | \$ 500.00     |
| Rafael Bonilla  | \$ 72.00        | \$ 72.00      |
| Rajan Dosaj   |                 | \$ 143.00     |
| Ray Allen Holt  | \$ 219.00       | \$ 219.00     |
| Realityworks, Incs.   |                 | \$ 22,506.64  |
| Rent-It   |                 | \$ 3,078.55   |

**El Camino Real Charter High School  
A/P Vendor Month/YTD  
January 2023**

| <b>Vendor</b>  | <b>Jan 2023</b> | <b>YTD</b>      |
|--|-----------------|-----------------|
| Respondus, Inc.  |                 | \$ 4,045.00     |
| Reza Pazirandeh  | \$ 149.00       | \$ 149.00       |
| Richard A Lozano   |                 | \$ 222.00       |
| Richard Russell  | \$ 197.77       | \$ 197.77       |
| Richard Yi   |                 | \$ 338.23       |
| Rio Grande Restaurant  |                 | \$ 3,123.30     |
| Riverside Assessments, LLC (Riverside Insights)                    |                 | \$ 1,310.48     |
| Robert L Clayton III   |                 | \$ 73.00        |
| Roberto D Magallon   |                 | \$ 300.00       |
| Robosource, LLC  |                 | \$ 324.07       |
| Robotics Education and Competition Foundation, Inc                 |                 | \$ 1,643.20     |
| Rocio Castaneda  |                 | \$ 85.38        |
| Rockler Companies, Inc.  |                 | \$ 39,295.46    |
| Ronald Gough   |                 | \$ 148.50       |
| Roy Vincent  |                 | \$ 241.00       |
| RPS El Camino Real Charter HS Charles Schwab & Co, Inc. 2563-4428  | \$ 5,725.00     | \$ 48,225.00    |
| Ryan Guinto  | \$ 946.43       | \$ 1,038.68     |
| Sacred Heart High School (Cross Country)                           |                 | \$ 400.00       |
| Samuel Crutcher  |                 | \$ 193.00       |
| San Diego County Superintendent of Schools                         | \$ 159.00       | \$ 159.00       |
| San Diego Lions Welfare Foundation                                 |                 | \$ 600.00       |
| San Joaquin County Office of Education                             |                 | \$ 1,200.00     |
| Sandra Delgado   |                 | \$ 55.43        |
| Sara Gutierrez   |                 | \$ 50.00        |
| Sara Warford   |                 | \$ 1,091.82     |
| Savage, Adam   | \$ 133.00       | \$ 133.00       |
| Savvas Learning Company LLC  |                 | \$ 16,170.32    |
| Scantron Corporation   |                 | \$ 1,442.67     |
| Scenario Learning, LLC (Vector Solutions)                          |                 | \$ 2,730.00     |
| School Datebooks   |                 | \$ 1,653.57     |
| School Gate Guardian   |                 | \$ 475.00       |
| School Outfitters LLC  | \$ 1,131.46     | \$ 10,476.76    |
| School Services of California, Inc.                                | \$ 275.00       | \$ 775.00       |
| SchoolMart   |                 | \$ 55.80        |
| Scout Education Inc  | \$ 250,195.02   | \$ 502,983.48   |
| Scott A Sterling (Sterling Construction)                           |                 | \$ 1,968.00     |
| Screen Tec (James W Peire)   |                 | \$ 675.00       |
| SCSBOA   | \$ 1,000.00     | \$ 2,625.00     |
| Sedi Amirkhani   |                 | \$ 93.00        |
| Self Insured Schools of California                                 | \$ 377,619.69   | \$ 2,857,173.32 |
| Self Insured Schools of California - Flex Plan                     |                 | \$ 9,337.93     |
| Shaine Danbeli   | \$ 72.00        | \$ 72.00        |
| Sharon Markenson   | \$ 3,000.00     | \$ 3,000.00     |
| Shaw Contract Flooring Services Inc (Spectra Contracting Flooring) |                 | \$ 11,277.00    |

**El Camino Real Charter High School**  
**A/P Vendor Month/YTD**  
**January 2023**

| <b>Vendor</b>   | <b>Jan 2023</b> | <b>YTD</b>   |
|---|-----------------|--------------|
| Shayan Afzali   | \$ 83.00        | \$ 83.00     |
| Shelly Marshall   |                 | \$ 658.72    |
| Simone M Mueller  | \$ 7,477.50     | \$ 7,477.50  |
| SJM Industrial Radio  |                 | \$ 5,421.46  |
| SLB Consulting Corporation (Exchange Service International) |                 | \$ 50,750.00 |
| Sly Graphics Corp   | \$ 500.00       | \$ 500.00    |
| Smart & Final   | \$ 1,682.36     | \$ 6,338.24  |
| Smart Choice Investments (Teodora Healthcare)               |                 | \$ 1,875.00  |
| SoCalGas  |                 | \$ 137.91    |
| Soccer.com (Sports Endeavors, Inc.)                         | \$ 3,385.33     | \$ 8,182.83  |
| Softchoice Corporation                                      |                 | \$ 18,124.00 |
| Solupay Merchant  | \$ 467.24       | \$ 9,980.98  |
| South Pasadena High School Tiger Booster Club               |                 | \$ 500.00    |
| Spectrum Enterprise 4201                                    |                 | \$ 3,822.00  |
| Spectrum Enterprise 7801                                    | \$ 1,150.00     | \$ 12,509.75 |
| Splashtop Inc.  |                 | \$ 1,596.00  |
| Sports Imports Inc  |                 | \$ 4,112.60  |
| Staples Business Advantage                                  | \$ 4,244.61     | \$ 17,532.35 |
| Startup Guides LLC  |                 | \$ 1,980.00  |
| Stay Other LLC  |                 | \$ 792.00    |
| Stefanie Bero   |                 | \$ 801.10    |
| Stephanie Cruz  |                 | \$ 86.00     |
| Stephanie Franklin  | \$ 2,115.58     | \$ 5,803.74  |
| Steve Dasher  | \$ 73.00        | \$ 73.00     |
| Steve Parker  | \$ 73.00        | \$ 73.00     |
| Steven Bash   |                 | \$ 20.79     |
| Steven C Kalan  |                 | \$ 550.00    |
| Stonefire Grill   | \$ 3,260.54     | \$ 3,260.54  |
| Student Exchange  |                 | \$ 13,500.00 |
| Sunbelt Controls, Inc                                       |                 | \$ 24,250.00 |
| Sunway, Inc   | \$ 1,228.60     | \$ 1,228.60  |
| Suren Arzoumanian   | \$ 159.00       | \$ 159.00    |
| SUSAN MOCHIRFATEMI  |                 | \$ 123.75    |
| Suzanne Lee Schuster  |                 | \$ 133.16    |
| Sweetwater Sound Inc.                                       |                 | \$ 8,594.35  |
| Sylvia Yi   |                 | \$ 212.13    |
| Taft Charter High School Student Body                       |                 | \$ 496.67    |
| Team Fitz Graphics, LLC                                     | \$ 1,862.59     | \$ 1,862.59  |
| Team Play Events  |                 | \$ 15,627.24 |
| Telemedia Trainco Holdings LLC (eFoodHandlers)              | \$ 1,360.00     | \$ 4,080.00  |
| Telvin Griffin  |                 | \$ 105.00    |
| Temple, Bret J.   | \$ 86.00        | \$ 172.00    |
| Terrence Littlefield  |                 | \$ 188.00    |
| Terry Dupart  |                 | \$ 1,884.13  |



**El Camino Real Charter High School**  
**A/P Vendor Month/YTD**  
**January 2023**

| <b>Vendor</b>                                     | <b>Jan 2023</b> | <b>YTD</b>      |
|---|-----------------|-----------------|
| Tessondra Williams                                | \$ 73.00        | \$ 73.00        |
| Texas Life Insurance Company                      | \$ 501.29       | \$ 2,291.33     |
| TGP Enterprises, Inc. (Trans Gas Propane)         |                 | \$ 382.71       |
| The CLM Group Inc.                                |                 | \$ 960.86       |
| The Cruz Center                                   | \$ 2,718.75     | \$ 4,656.25     |
| The Home Depot                                    |                 | \$ 18,875.03    |
| The Home Depot Commercial Account                 | \$ 1,373.98     | \$ 1,373.98     |
| The Lampo Group, LLC (Ramsey Solutions)           |                 | \$ 881.28       |
| The Print Spot                                    | \$ 1,321.15     | \$ 19,019.51    |
| The Schallert Group, Inc.                         | \$ 895.00       | \$ 895.00       |
| The Shredders                                     | \$ 376.00       | \$ 1,673.00     |
| The Table Group, Inc.                             | \$ 500.00       | \$ 500.00       |
| The Village Nation                                |                 | \$ 4,050.00     |
| Thierry Didelot                                   | \$ 72.00        | \$ 72.00        |
| Thomas W. O'Mara Plumbing Inc                     |                 | \$ 22,710.00    |
| Thousand Oaks High School                         |                 | \$ 550.00       |
| Tim Pate  |                 | \$ 188.00       |
| Tina's Flower & Gifts                             |                 | \$ 257.33       |
| T-Mobile US, Inc.                                 | \$ 3,400.00     | \$ 13,957.00    |
| TNG, LLC  | \$ 6,940.53     | \$ 44,897.46    |
| TNT Group Inc DBA (The Drain Co)                  |                 | \$ 575.00       |
| Total Education Solutions (TES Therapy)           | \$ 632.50       | \$ 632.50       |
| TPW, Inc. (Super Worksheets(DBA), I know It(DBA)) |                 | \$ 375.00       |
| Traci Lambert                                     |                 | \$ 36.00        |
| Trees 'N Things                                   |                 | \$ 4,650.00     |
| Trophyman/Best Buy Trophy                         | \$ 815.78       | \$ 815.78       |
| Turf Team, Inc.                                   |                 | \$ 1,539.50     |
| Turnitin, LLC                                     |                 | \$ 37,573.35    |
| Two Way Direct, Inc                               |                 | \$ 822.84       |
| U.S Bank PARS Account #6746022400                 | \$ 4,346.88     | \$ 12,493.22    |
| U.S. Bank National Association                    |                 | \$ 124,087.90   |
| U.S. Bank National Association (OPEB)             | \$ 220,000.00   | \$ 1,540,000.00 |
| UCLA Extension                                    | \$ 795.00       | \$ 795.00       |
| ULINE, INC.                                       |                 | \$ 9,397.35     |
| Upland High School                                |                 | \$ 475.00       |
| UTLA  | \$ 15,131.50    | \$ 120,716.66   |
| V.V. Concrete                                     |                 | \$ 1,300.00     |
| Valley Industry Commerce Association              |                 | \$ 1,210.00     |
| Veo Technologies Inc                              |                 | \$ 6,344.91     |
| Verizon Wireless                                  | \$ 418.11       | \$ 1,773.92     |
| Vidigami Inc. (Picaboo Yearbooks)                 |                 | \$ 1,297.05     |
| Village Christian                                 |                 | \$ 400.00       |
| Vincent Ramirez                                   |                 | \$ 143.00       |
| Vista Paint Corporation                           |                 | \$ 2,200.27     |

**El Camino Real Charter High School**  
**A/P Vendor Month/YTD**  
**January 2023**

| <b>Vendor</b>                                   | <b>Jan 2023</b>        | <b>YTD</b>              |
|---|------------------------|-------------------------|
| Vita Galvan-Roth                                |                        | \$ 2,473.13             |
| W.W. Norton & Company, Inc.                     | \$ 9,450.00            | \$ 13,365.76            |
| Walsworth Yearbooks                             | \$ 20,003.53           | \$ 20,528.53            |
| Warner Center Marriott                          |                        | \$ 14,315.59            |
| Wayside Publishing                              | \$ 1,951.30            | \$ 14,139.53            |
| Weissman's Theatrical Supplies                  |                        | \$ 1,584.74             |
| Wellavita, Inc                                  |                        | \$ 2,580.00             |
| Wes Charek (Wespower Electrical, Inc.)          | \$ 1,965.40            | \$ 1,965.40             |
| Wespac Plan Services, LLC                       |                        | \$ 500.00               |
| West Valley-Warner Center Chamber of Commerce   |                        | \$ 110.00               |
| WGY Solutions LLC                               |                        | \$ 6,960.00             |
| White's Studios, Inc.                           |                        | \$ 1,336.59             |
| William Cherigate                               | \$ 133.00              | \$ 133.00               |
| William Sollima                                 |                        | \$ 293.00               |
| William Wong                                    |                        | \$ 1,000.00             |
| Winter Guard Association of Southern California | \$ 750.00              | \$ 750.00               |
| WM Corporate services, INC                      |                        | \$ 7,673.16             |
| Wolcott, Chuck                                  |                        | \$ 73.00                |
| Woodbridge High School                          |                        | \$ 470.00               |
| Woodland Hills Country Club                     |                        | \$ 5,552.00             |
| Wooly Learning, Inc. (Senor Wooly)              |                        | \$ 1,275.00             |
| World's Finest Chocolate, Inc                   |                        | \$ 8,165.00             |
| Yantzer brothers heating and air inc            |                        | \$ 10,816.48            |
| Youth Communication New York Center, Inc.       | \$ 2,165.50            | \$ 2,165.50             |
| Zabrina Zahariades                              |                        | \$ 676.57               |
| Zasha Endres                                    | \$ 332.64              | \$ 1,095.58             |
| Ziat Zahur                                      |                        | \$ 182.23               |
| Zoran Lukic                                     | \$ 16.00               | \$ 16.00                |
| <b>Grand Total</b>                              | <b>\$ 1,597,290.47</b> | <b>\$ 12,438,721.50</b> |

**Check Register**

Account: 1761 General

**El Camino Real HS**

**Jan 2023**

**Grand Total** \$ 688,008.17

| Date      | Check Number | Name  | Memo                            | Amount        | Period   | Fund/Program       | Account                |
|-----------|--------------|---|---------------------------------|---------------|----------|--------------------|------------------------|
| 1/3/2023  | ACH230103-01 | Solupay Merchant                                  | xx1886 merchant processing fees | \$ 122.76     | Jan 2023 | General Operations | Merchant Pay Fees      |
| 1/3/2023  | ACH230103-02 | Solupay Merchant                                  | xx0888 Merchant processing fees | \$ 78.70      | Jan 2023 | General Operations | Merchant Pay Fees      |
| 1/3/2023  | ACH230103-03 | Solupay Merchant                                  | xx1886 pci compliance fees      | \$ 2.95       | Jan 2023 | General Operations | Merchant Pay Fees      |
| 1/3/2023  | ACH230103-04 | Solupay Merchant                                  | xx0888 pci compliance fees      | \$ 2.95       | Jan 2023 | General Operations | Merchant Pay Fees      |
| 1/18/2023 | ACH230118-01 | U.S. Bank National Association (OPEB)             | OPEB PAYMENT - JAN 2023         | \$ 220,000.00 | Jan 2023 | General Operations | OPEB Contributions     |
| 1/18/2023 | ACH230118-02 | PenServ Plan Services                             | PENSERV - JAN 15 2023           | \$ 792.50     | Jan 2023 | General Operations | 403B                   |
| 1/19/2023 | ACH230119-10 | Texas Life Insurance Company                      | TEXAS LIFE - JAN 15 2023        | \$ 501.29     | Jan 2023 | General Operations | Supplemental Life      |
| 1/23/2023 | ACH230123-01 | Self Insured Schools of California                | SISC HEALTH - JAN 2023          | \$ 372,245.15 | Jan 2023 | General Operations | Benefits               |
| 1/24/2023 | ACH230124-01 | CharterSafe                                       | CHARTERSAFE - JAN 2023          | \$ 63,459.00  | Jan 2023 | General Operations | Workers Comp/Insurance |
| 1/25/2023 | ACH230125-01 | Employment Development Department                 | Q4 22 SUI PAYMENT               | \$ 29,449.67  | Jan 2023 | General Operations | Unemployment Insurance |
| 1/25/2023 | ACH230125-02 | Employment Development Department                 | SCHOOL EMPLOYEES FUND - Q4 2022 | \$ 1,175.70   | Jan 2023 | General Operations | Unemployment Insurance |
| 1/25/2023 | ACH230125-03 | California Department of Tax & Fee Administration | Q4-2022 Cdtfa sales tax return  | \$ 177.50     | Jan 2023 | General Operations | Sales & Use Tax Return |

**Check Register**

Account: 1826 ASB

El Camino Real HS

January 2023

**Grand Total: \$ 50,440.54**

| Check     |              |                                     |  |                        |              |          |        |
|-----------|--------------|-------------------------------------|--|------------------------|--------------|----------|--------|
| Date      | Number       | Name                                | Memo   | Trust Account          | Amount       | Period   | VOID   |
| 1/5/2023  | 2124         | Hudl                                | INV01405401 Online video teaching and analytics platform               | Football               | \$ 1,699.00  | Jan 2023 |        |
| 1/6/2023  | 2125         | Picture Perfect Graphics            | INV 3843 Gift for Staff - Trust  | ASB General            | \$ 885.86    | Jan 2023 |        |
| 1/6/2023  | 2126         | Aviata Sports LLC                   | INV 20223406 Soccer Gloves   | Girls Soccer           | \$ 590.00    | Jan 2023 |        |
| 1/6/2023  | 2127         | Sunway, Inc                         | INV 52048 Parkas for Soccer  | Girls Soccer           | \$ 1,228.60  | Jan 2023 |        |
| 1/6/2023  | 2128         | Trophyman/Best Buy Trophy           | INV 15715 End of the year trophies                                     | Football               | \$ 815.78    | Jan 2023 |        |
| 1/6/2023  | 2129         | Sly Graphics Corp                   | INV 1041 Balloons and table centerpieces                               | Football               | \$ 500.00    | Jan 2023 |        |
| 1/9/2023  | 2130         | CAMILLE KING                        | Cross Country 2022 Banquet   | Cross Country          | \$ 785.27    | Jan 2023 |        |
| 1/11/2023 | 2131         | NJROTC                              | 102022 Football Game Color Guard                                       | Football               | \$ 875.00    | Jan 2023 |        |
| 1/12/2023 | 2132         | First Class Events                  | INV 005399 Deposit for Winter Formal                                   | ASB General            | \$ 4,000.00  | Jan 2023 |        |
| 1/19/2023 | 2133         | Purple Construction, Inc            | INV ATM28 Trust Clubhouse Construction                                 | Baseball               | \$ 24,048.00 | Jan 2023 |        |
| 1/19/2023 | 2134         | Heidi Hutson                        | Fall play  | Drama                  | \$ 2,533.25  | Jan 2023 |        |
| 1/23/2023 | 2135         | Melissa Ann Charters                | Fieldtrip to Alhambra High School                                      | Future Homemakers      | \$ 163.38    | Jan 2023 |        |
| 1/23/2023 | 2136         | Richard Russell                     | Lacrosse Banquet   | Lacrosse               | \$ 197.77    | Jan 2023 |        |
| 1/24/2023 | 2137         | George A Jackson III                | Trust 12122022 Sound Design  | Band                   | \$ 750.00    | Jan 2023 |        |
| 1/24/2023 | 2138         | Deny Sportswear                     | INV 1816 Boys Soccer - Senior Awards                                   | Boys Soccer            | \$ 419.10    | Jan 2023 |        |
| 1/24/2023 | 2139         | BSN Sports LLC                      | INV 919682272 Baseball Jerseys   | Softball               | \$ 507.60    | Jan 2023 |        |
| 1/26/2023 | 2140         | HD Print Design                     | INV 18439 Girls Beach Volleyball - Gear 2023                           | Girls Beach Volleyball | \$ 864.21    | Jan 2023 |        |
| 1/26/2023 | 2141         | Ares Sportswear                     | INV 694878 Shirts for students   | Choir                  | \$ 403.03    | Jan 2023 |        |
| 1/26/2023 | 2142         | Ares Sportswear                     | INV 694803 Sweatshirts for Students                                    | Choir                  | \$ 1,338.27  | Jan 2023 |        |
| 1/27/2023 | 2143         | Stonefire Grill                     | Catered Food from StoneFire Grill for marching band banquet on 1-29-23 | Band                   | \$ 3,260.54  | Jan 2023 |        |
| 1/30/2023 | 2144         | Soccer.com (Sports Endeavors, Inc.) | inv 9401492297 Boys Soccer Trust - socks                               | Boys Soccer            | \$ 672.46    | Jan 2023 |        |
| 1/30/2023 | 2145         | Soccer.com (Sports Endeavors, Inc.) | inv 9401483309 Knee High Socks   | Girls Soccer           | \$ 2,347.42  | Jan 2023 |        |
| 1/30/2023 | 2146         | Countdown Printables                | inv 31375 STEP Team travel bags  | STEP Team              | \$ -         | Jan 2023 | Voided |
| 1/31/2023 | 2147         | Countdown Printables                | inv 31375 STEP Team travel bags  | STEP Team              | \$ 930.67    | Jan 2023 |        |
| 1/31/2023 | 2148         | Soccer.com (Sports Endeavors, Inc.) | inv 9401798086 turf  | Girls Soccer           | \$ 365.45    | Jan 2023 |        |
| 1/5/2023  | ACH230105-01 | Solupay Merchant                    | xx4210 Merchant fees   | ASB General            | \$ 129.94    | Jan 2023 |        |
| 1/5/2023  | ACH230105-02 | Solupay Merchant                    | xx4194 Merchant Fees   | ASB General            | \$ 129.94    | Jan 2023 |        |

**ECRCHS ASB Trust Balances - January 2023**

| <b>Trust Account</b>            | <b>Account Balance</b> |
|---------------------------------|------------------------|
| TRUST - A Capella               | \$219.88               |
| TRUST - AcaDeca                 | \$0.00                 |
| TRUST - Active Minds            | \$34.88                |
| TRUST - American Cancer (Relay) | \$75.85                |
| TRUST - Asian Appreciation Club | \$72.00                |
| TRUST - Athletic Director       | \$31.84                |
| TRUST - AVID                    | \$0.00                 |
| TRUST - Band                    | \$4,819.40             |
| TRUST - Baseball                | \$54,148.77            |
| TRUST - Beyond the Books        | \$164.00               |
| TRUST - Black Student U         | \$1,944.98             |
| TRUST - Boys Basketball         | \$14,580.01            |
| TRUST - Boys Golf               | \$2,917.57             |
| TRUST - Boys Lacrosse           | \$6,863.74             |
| TRUST - Boys Soccer             | \$17,573.51            |
| TRUST - Boys Volleyball         | \$2,822.48             |
| TRUST - Boys Waterpolo          | \$5,648.27             |
| TRUST - C2BK Cool 2 B Kind      | \$397.75               |
| TRUST - CEA                     | \$1,427.61             |
| TRUST - Cheerleaders            | \$10,439.29            |
| TRUST - CHIRLA                  | \$65.75                |
| TRUST - Choir                   | \$6,011.98             |
| TRUST - Claws for a Cause       | \$17.88                |
| TRUST - Club Girl Up            | \$0.00                 |
| TRUST - College Counseling      | \$758.44               |
| TRUST - Creative Writing        | \$2,133.38             |
| TRUST - Cross Country           | \$6,986.14             |
| TRUST - CSF                     | \$35,582.33            |
| TRUST - Cultural Club           | \$0.00                 |
| TRUST - Dance                   | \$3,548.83             |
| TRUST - DECA                    | \$978.40               |
| TRUST - Drama                   | \$39,052.30            |
| TRUST - Drill Team              | \$16,127.86            |
| TRUST - ECR Community Leaders   | \$256.95               |
| TRUST - Endangered Species      | \$64.00                |
| TRUST - Environmental           | \$71.16                |
| TRUST - Falling Whistles        | \$376.00               |
| TRUST - Fashion Club            | \$252.36               |
| TRUST - Football                | \$33,167.90            |
| TRUST - French Club             | \$93.80                |
| TRUST - Friendship Circle       | \$430.78               |
| TRUST - Future Homemakers       | \$2,514.54             |
| TRUST - Ganssle Memorial Schol  | \$1,500.00             |
| TRUST - Girls Basketball        | \$16,932.74            |
| TRUST - Girls Golf              | \$1,579.58             |
| TRUST - Girls Lacrosse          | \$1,444.31             |
| TRUST - Girls Soccer            | \$20,102.65            |

**ECRCHS ASB Trust Balances - January 2023**

| <b>Trust Account</b>                    | <b>Account Balance</b> |
|---|------------------------|
| TRUST - Girls Volleyball                | \$23,695.32            |
| TRUST - Girls Water Polo                | \$651.89               |
| TRUST - Grad Class 2020                 | \$0.00                 |
| TRUST - Grad Class 2021                 | \$0.00                 |
| TRUST - Grad Class 2022                 | \$0.00                 |
| TRUST - Grad Class 2023                 | \$21,101.22            |
| TRUST - Grad Class 2024                 | \$3,446.42             |
| TRUST - Grad Class 2025                 | \$2,097.70             |
| TRUST - Grad Class 2026                 | \$340.28               |
| TRUST - Graphic Arts                    | \$3,130.52             |
| TRUST - Great Films Club                | \$20.00                |
| TRUST - Helping Hands                   | \$632.00               |
| TRUST - Humanitas                       | \$1.73                 |
| TRUST - Jewish Club                     | \$65.50                |
| TRUST - Key Club                        | \$270.32               |
| TRUST - Knitting for a Cause            | \$44.05                |
| TRUST - KPOP Club                       | \$256.88               |
| TRUST - La Familia                      | \$143.81               |
| TRUST - Local Charity Outreach          | \$92.00                |
| TRUST - Local Vocals                    | \$1,102.00             |
| TRUST - MACS Club                       | \$40.00                |
| TRUST - Marching Band                   | \$0.00                 |
| TRUST - Medical Club                    | \$10,217.51            |
| TRUST - MESA Club                       | \$120.00               |
| TRUST - Milton Goffman Scholarship      | \$1,805.00             |
| TRUST - Mock Trial                      | \$385.00               |
| TRUST - Model United Natn               | \$836.00               |
| TRUST - Mountain Bike Club              | \$836.99               |
| TRUST - National Honors Soc             | \$5,190.20             |
| TRUST - Newspaper Interns Club          | \$396.16               |
| TRUST - NJROTC                          | \$76,686.04            |
| TRUST - Operation Smile                 | \$68.68                |
| TRUST - Persian Club                    | \$128.00               |
| TRUST - Philosophy Club                 | \$41.00                |
| TRUST - Physics Club                    | \$590.04               |
| TRUST - Ping Pong Club                  | \$28.60                |
| TRUST - Recycle for Research            | \$148.24               |
| TRUST - Robotics                        | \$19,190.07            |
| TRUST - Rotary Interact Club            | \$323.24               |
| TRUST - Sand Volleyball                 | \$450.15               |
| TRUST - Save Promise                    | \$79.00                |
| TRUST - Save the Waves                  | \$126.00               |
| TRUST - Schship JHarrison               | \$9,253.61             |
| TRUST - Science Bowl                    | \$1,990.23             |
| TRUST - Science National Honors Society | \$119.90               |
| TRUST - She's The First                 | \$1,595.57             |
| TRUST - Softball                        | \$15,208.31            |
| TRUST - Spanish Honor Soc               | \$701.00               |
| TRUST - Speech & Debate                 | \$167.68               |

**ECRCHS ASB Trust Balances - January 2023**

| <b>Trust Account</b>           | <b>Account Balance</b> |
|--------------------------------|------------------------|
| TRUST - Step                   | \$4,145.60             |
| TRUST - Student Council        | \$177,141.53           |
| TRUST - Students Demand Action | \$149.00               |
| TRUST - Swimming & Diving      | \$4,741.07             |
| TRUST - The MESS               | \$109.19               |
| TRUST - Thespians Club         | \$1,395.84             |
| TRUST - Track & Field          | \$2,766.05             |
| TRUST - True Crime Club        | \$11.81                |
| TRUST - UNICEF                 | \$344.55               |
| TRUST - Vegan Peace Club       | \$94.18                |
| TRUST - WE Club                | \$176.27               |
| TRUST - Wrestling              | \$4,647.30             |
| TRUST - You Can Do This SCHLR  | \$500.00               |
| <b>Total</b>                   | <b>\$714,268.14</b>    |

|                        |    |             |
|------------------------|----|-------------|
| <b>ASB Income</b>      | \$ | 99,803.33   |
| <b>ASB Inv Expense</b> | \$ | (16,107.18) |
| <b>ASB Expense</b>     | \$ | (55,649.50) |

|                  |           |                   |
|------------------|-----------|-------------------|
| ASB General Fund | \$        | 28,046.65         |
| <b>Total</b>     | <b>\$</b> | <b>742,314.79</b> |

|                               |    |            |
|-------------------------------|----|------------|
| Pending acc Transfer          | \$ | 159,652.81 |
| Voided Checks                 | \$ | 3,000.00   |
| Bank balance from statement   | \$ | 579,661.98 |
| Adjusted Bank Balance 01/2023 | \$ | 742,314.79 |

## Coversheet

### Discussion and Vote to Recommend to the Full Board Approval of the January, 2023, Credit Card Charges.

**Section:** IV. Finance  
**Item:** C. Discussion and Vote to Recommend to the Full Board Approval of the  
January, 2023, Credit Card Charges.  
**Purpose:** Vote  
**Submitted by:**  
**Related Material:** IV.C - Credit Card Jan 2023\_rev.pdf



**Credit Card Reconciliation Form**  
For the Period of: 12/29/22 to 1/25/23

| Date       | PO#  | Vendor                    | Description of Expense     | Cardholder   | Requested By        | Amount            | Resource                             | Budget Category |
|------------|------|---------------------------|----------------------------|--------------|---------------------|-------------------|--------------------------------------|-----------------|
| 2022/12/29 | 8501 | YOUCANBOOK.ME             | Admissions calendar        | DAVID HUSSEY | Z ENDRES            | \$35.00           | General Operations                   | Subscriptions   |
| 2023/01/09 |      | CA SECRETARY OF STATE WEB | Filing Fee                 | DAVID HUSSEY | K LOWRY             | \$25.00           | General Operations                   | Fees            |
| 2023/01/09 | 7433 | AGUAVIDA PREMIUM WATER    | Staff Water                | DAVID HUSSEY | J CAMP              | \$189.85          | General Operations                   | Supplies        |
| 2023/01/23 | 7433 | AGUAVIDA PREMIUM WATER    | Staff Water                | DAVID HUSSEY | J CAMP              | \$189.85          | General Operations                   | Supplies        |
|            |      |                           |                            |              | <b>HUSSEY TOTAL</b> | <b>\$439.70</b>   |                                      |                 |
|            |      |                           |                            |              |                     |                   |                                      |                 |
|            |      |                           |                            |              |                     |                   |                                      |                 |
| 2023/01/06 |      | NYLAS                     | Communications data        | GREGORY WOOD | F DELGADO           | \$495.78          | General Technology                   | Subscriptions   |
| 2023/01/09 | 8234 | THE HOME DEPOT #0609      | Floor Tile                 | GREGORY WOOD | U DUARTE            | \$355.69          | General Operations                   | Supplies        |
| 2023/01/13 | 5464 | MAILCHIMP                 | E-mail communiations blast | GREGORY WOOD | F DELGADO           | \$240.00          | General Technology                   | Subscriptions   |
| 2023/01/20 | 8328 | PAYPAL *BERKELEYDEB       | Speech & Debate Entry      | GREGORY WOOD | V ROTH              | \$738.40          | General Academic - Scholastic Groups | Fees            |
| 2023/01/25 |      | WWW COSTCO COM            | yearly membership          | GREGORY WOOD | GREGORY WOOD        | \$120.00          | General Operations                   | Subscriptions   |
|            |      |                           |                            |              | <b>WOOD TOTAL</b>   | <b>\$1,949.87</b> |                                      |                 |
|            |      |                           |                            |              |                     |                   |                                      |                 |
|            |      |                           |                            |              |                     |                   |                                      |                 |

|                        |                    |
|------------------------|--------------------|
| Previous Balance       | \$ 27,371.82       |
| <b>Monthly Total</b>   | <b>\$ 2,389.57</b> |
| Payments               | \$ (22,693.17)     |
| <b>Statement Total</b> | <b>\$ 7,068.22</b> |



P.O. BOX 6343  
FARGO ND 58125-6343



**ACCOUNT NUMBER**  
**STATEMENT DATE** 01-25-2023  
**AMOUNT DUE** \$7,068.22  
**NEW BALANCE** \$7,068.22  
PAYMENT DUE ON RECEIPT

000001401 01 SP 106481652201455 S  
EL CAMINO REAL CHS  
ATTN DAVID HUSSEY  
5440 VALLEY CIRCLE BLVD  
WOODLAND HILLS CA 91367-5949

**AMOUNT ENCLOSED**  
\$

Please make check payable to "U.S. Bank"

U.S. BANK CORPORATE PAYMENT SYSTEMS  
P.O. BOX 790428  
ST. LOUIS, MO 63179-0428

000706822 000706822

Please tear payment coupon at perforation.

**CORPORATE ACCOUNT SUMMARY**

| EL CAMINO REAL CHS | Previous Balance | Purchases And Other Charges | Cash Advances | Cash Advance Fees | Late Payment Charges | Credits | Payments    | New Balance |
|--------------------|------------------|-----------------------------|---------------|-------------------|----------------------|---------|-------------|-------------|
| Company Total      | \$27,371.82      | \$2,389.57                  | \$0.00        | \$0.00            | \$0.00               | \$0.00  | \$22,693.17 | \$7,068.22  |

**CORPORATE ACCOUNT ACTIVITY**

| EL CAMINO REAL CHS |           |                         |                                  | TOTAL CORPORATE ACTIVITY |  |
|--------------------|-----------|-------------------------|----------------------------------|--------------------------|--|
| Post Date          | Tran Date | Reference Number        | Transaction Description          | Amount                   |  |
| 12-27              | 12-27     | 74798262361000000000018 | ELECTRONIC PYMT THANK YOU00000 A | 22,693.17 PY             |  |

**NEW ACTIVITY**

| DAVID HUSSEY |           | CREDITS                 | PURCHASES                                | CASH ADV | TOTAL ACTIVITY |
|--------------|-----------|-------------------------|--|----------|----------------|
|              |           | \$0.00                  | \$439.70                                 | \$0.00   | \$439.70       |
| Post Date    | Tran Date | Reference Number        | Transaction Description                  | Amount   |                |
| 12-29        | 12-28     | 74208472362000014985319 | YOU CAN BOOK.ME BEDFORD                  | 35.00    |                |
| 01-09        | 01-09     | 24692163009108366410612 | AGUAVIDA PREMIUM WATER 747-444-9637 CA   | 189.85   |                |
| 01-09        | 01-06     | 24755423006170068594734 | CA SECRETARY OF STATE WEB 916-6951338 CA | 25.00    |                |
| 01-23        | 01-23     | 24692163023108482948786 | AGUAVIDA PREMIUM WATER 747-444-9637 CA   | 189.85   |                |

**CUSTOMER SERVICE CALL**

800-344-5696

**ACCOUNT NUMBER**

**ACCOUNT SUMMARY**

**STATEMENT DATE** 01/25/23  
**DISPUTED AMOUNT** .00

|                           |                 |
|---------------------------|-----------------|
| PREVIOUS BALANCE          | 27,371.82       |
| PURCHASES & OTHER CHARGES | 2,389.57        |
| CASH ADVANCES             | .00             |
| CASH ADVANCE FEES         | .00             |
| LATE PAYMENT CHARGES      | .00             |
| CREDITS                   | .00             |
| PAYMENTS                  | 22,693.17       |
| <b>ACCOUNT BALANCE</b>    | <b>7,068.22</b> |

**AMOUNT DUE**

**7,068.22**

**SEND BILLING INQUIRIES TO:**

U.S. Bank National Association  
C/O U.S. Bancorp Purchasing Card Program  
P.O. Box 6335  
Fargo, ND 58125-6335



|                                  |
|----------------------------------|
| Company Name: EL CAMINO REAL CHS |
| Corporate Account Number:        |
| Statement Date: 01-25-2023       |

| NEW ACTIVITY |           |                         |                                      |          |                |
|--------------|-----------|-------------------------|--------------------------------------|----------|----------------|
| GREGORY WOOD |           | CREDITS                 | PURCHASES                            | CASH ADV | TOTAL ACTIVITY |
|              |           | \$0.00                  | \$1,949.87                           | \$0.00   | \$1,949.87     |
| Post Date    | Tran Date | Reference Number        | Transaction Description              | Amount   |                |
| 01-06        | 01-05     | 24011343005000049698398 | NYLAS NYLAS.COM CA                   | 495.78   |                |
| 01-09        | 01-05     | 24943013006010187605098 | THE HOME DEPOT #0609 SAN FERNANDO CA | 355.69   |                |
| 01-13        | 01-12     | 24793383012000082313526 | MAILCHIMP 678-9990141 GA             | 240.00   |                |
| 01-20        | 01-17     | 24492153019852554685870 | PAYPAL *BERKELEYDEB 402-935-7733 CA  | 738.40   |                |
| 01-25        | 01-24     | 24692163024109641309729 | WWW COSTCO COM 800-955-2292 WA       | 120.00   |                |

Department: 00000 Total: \$2,389.57  
 Division: 00000 Total: \$2,389.57

# Coversheet

## 2022-2023 RFP for Audit Services

**Section:** IV. Finance  
**Item:** D. 2022-2023 RFP for Audit Services  
**Purpose:** Discuss  
**Submitted by:**  
**Related Material:** IV. D. Audit RFP ECRCHS Audit RFP 02.23.pdf

## **EL CAMINO REAL CHARTER HIGH SCHOOL**

*A California Distinguished School*

5440 Valley Circle Boulevard  
Woodland Hills, California 91367  
(818) 595-7500 TEL  
(818) 710-9023 FAX  
www.ecrchs.net

BRAD WRIGHT  
*Board Chair*

DAVID HUSSEY  
*Executive Director*



### **REQUEST FOR PROPOSAL AUDIT SERVICES**

El Camino Real Alliance dba El Camino Real Charter High School (“ECRCHS” or the “School”) is seeking proposals from qualified vendors with experience in conducting financial audits for educational institutions (the “Auditor”), for the school year ended June 30, 2023. This audit will consist of the following:

#### **Audit of Financial Statements**

The Auditor will audit the financial statements of ECRCHS, which comprise the statement of financial position as of June 30, 2023, the related statements of activities and cash flows for the year then ended, and the related notes to the financial statements. The Auditor will also review and audit the following information accompanying the financial statements, including comparing and reconciling such information directly to the underlying accounting and other records used to prepare the financial statements:

- Schedule of Expenditures of Federal Awards;
- Management Discussion and Analysis;
- Local Education Agency Organization Structure;
- Schedule of Average Daily Attendance;
- Schedule of Instructional Time;
- Schedule of Functional Expenses;
- Reconciliation of Annual Financial and Budget Report with Audited Financial Statements.

The Auditor will provide an opinion on the information above in relation to the financial statements as a whole.

#### **Tax Returns**

The Auditor will prepare the School’s federal and state returns for the year ended June 30, 2023.

February 23,  
2023

**Audit Objectives**

The objective of the audit will be to provide an opinion about whether the School’s financial statements are fairly presented, in all material respects, in conformity with U.S. generally accepted accounting principles, and to report on the fairness of the supplemental information referred to above when considered in relation to the financial statements as a whole. The objective of the audit will also include reporting on:

- Internal control related to the financial statements and compliance with the provisions of laws, regulations, contracts, and grant agreements;
- Internal control related to major programs and an opinion (or disclaimer of opinion) on compliance with laws, regulations, and the provisions of contracts or grant agreements that could have a direct and material effect on each major program; and
- Compliance related to state programs and an opinion (or disclaimer of opinion) on compliance requirements that could have a direct and material effect on each of the state programs.

**Audit Standard**

The audit will be conducted in accordance with auditing standards generally accepted in the U.S., including, but not limited to, the 2018-2019 Guide for Annual Audits of K-12 Local Education Agencies and State Compliance Reporting.

The audit will consist of, but may not necessarily be limited to, the following:

- Tests of ECRCHS’s accounting records and other procedures;
- Tests of documentary evidence supporting transaction records;
- Tests of the physical existence of inventories; and
- Confirmation of receivables and other assets and liabilities.

**Evaluation Rubric**

**The Finance & Investment Committee will be evaluating the proposals based upon the following factors:**

|   |                   |
|---|-------------------|
| <b>Cost of Engagement</b>                                   | <b>50%</b>        |
| <b>Audit Communications with Client during Engagement</b>   | <b>25%</b>        |
| <b>Audit Experience with Charters, Including references</b> | <b><u>25%</u></b> |
| <b>Total</b>  | <b>100%</b>       |

February 23,  
2023

### **Term**

The contract may be for one (1) year, with 2 one year options years as agreed to specifically by the parties.

### **Engagement**

In accordance with the requirements of the Los Angeles County of Education (“LACOE”), a written and fully executed contract identifying the scope of services and the fees and costs estimated for the audit, must be presented to LACOE.

### **Deadline**

All proposals must be received by 5 p.m. March 21, 2023. The Finance & Investment Committee of the Board of Directors for ECR will review all proposals received and will provide follow-up and obtain additional information if necessary. The Audit Committee will then make a recommendation to the Board at the Regular Board Meeting scheduled for March 23, 2023 at 5:30 p.m. as to the audit firm to retain.

### **Contact**

Please contact Gregory Wood at [g.wood@ecrchs.net](mailto:g.wood@ecrchs.net) or Danielle Malconian @ [d.malconian@ecrchs.net](mailto:d.malconian@ecrchs.net) to submit your Proposals, or for any questions or comments.

*The mission of ECRCHS is to prepare our diverse student body for the next phase of their educational, professional, and personal journey through a rigorous, customized academic program that inspires the development of students’ unique talents and skills, builds character, and provides opportunities for civic engagement and real-world experiences.*

# Coversheet

## Discussion and Vote to Recommend 2023-2024 Budget Planning Process and Calendar

**Section:** V. School Business  
**Item:** A. Discussion and Vote to Recommend 2023-2024 Budget Planning  
Process and Calendar  
**Purpose:** Vote  
**Submitted by:**  
**Related Material:** V.A - 2023-24 BUDGET CALENDAR - DRAFT.pdf





## EL CAMINO REAL CHARTER HIGH SCHOOL FY 23/24 BUDGET CALENDAR - DRAFT

| DATE               | TASK   |
|--------------------|--|
| 02/16/23           | FINANCE COMMITTEE MEETS TO RECOMMEND BUDGET CALENDAR FOR FY23/24   |
| 02/23/23           | BOARD MEETING - FINANCE 23/24 BUDGET CALENDAR APPROVAL   |
| 02/23/23           | DISCUSS OVERVIEW/DESIGN OF FY23/24 BUDGET AT INSTRUCTIONAL LEADERSHIP TEAM (ILT) MEETING INCLUDING USE OF LOCAL CONTROL ACCOUNTABILITY (LCAP) WITH DEPARTMENTS & PROGRAM PRIORITIES.   |
| 02/28/23           | RELEASE FY23/24 BUDGET PACKETS   |
| 2/28/23 - 3/17/23  | FINANCIAL STAFF AVAILABLE TO HAVE PERIOD BY PERIOD MEETINGS TO ASSIST IN DEVELOPING BUDGET WORKSHEETS. <b>(mandatory meeting w/department chairs)</b>  |
| 3/1/23 - 03/17/23  | TEACHERS/STAFF MEET WITH DEPT/PROGRAM HEADS TO BUILD BUDGET REQUESTS. <b>**PLEASE BRING YOUR PRELIMINARY BUDGET TO THE MARCH ILT MEETING**</b>   |
| 03/09/23           | PAC/RISE/PADRES LATINO LCAP/Budget Meeting Overview  |
| 3/20/23-3/24/23    | ILT'S MEET WITH ADMINISTRATORS TO PRIORITIZE BUDGET AND COMPLETE FOR SUBMISSION TO BUSINESS OFFICE. REVIEW GOALS & PREPARE A RECOMMENDED PRIORITY LIST RANKING. <b>**ADMIN RECOMMENDS MEETING WITH YOUR DEPT CHAIR TO FINALIZE ANY CHANGES. **ALL CHANGES END BY 3/24.**</b> |
| 03/30/23           | Budget due to business office  |
| 04/14/23           | ADMIN TEAM TO REVIEW BUDGET SUBMISSIONS  |
| 04/20/23           | FINANCE COMMITTEE RECOMMENDS TEXTBOOK BUDGET FOR BOARD APPROVAL  |
| 04/28/23           | BUSINESS OFFICE COMPILES BUDGET REQUESTS/RECOMMENDATIONS & ORGANIZES FOR STAKEHOLDER INPUT, INCLUDING LCAP   |
| 04/25/23           | ADMINISTRATORS AT DEPT CHAIR MEETING TO DISCUSS PRELIMINARY OVERALL FY23/24 BUDGETS.   |
| 04/26/23           | LCAP TEAM RECEIVES FY23/24 BUDGETS FOR VETTING AGAINST LCAP PRIORITY NEEDS IDENTIFIED BY STAKEHOLDERS.   |
| 05/05/23           | FINANCE COMMITTEE UPDATES TO ADMIN TEAM  |
| 05/08/23           | BUSINESS OFFICE COMPILES STAKEHOLDER GROUP'S PRELIMINARY RECOMMENDATIONS & CREATES FILES FOR REGULAR MAY BUDGET & FINANCE MEETING. REPORTS BACK TO DEPARTMENT/PROGRAM CHAIRS AS TO STAKEHOLDER GROUPS RECOMMENDATIONS..  |
| May TBD            | BUSINESS OFFICE COMPILES ADDITIONAL FINANCE COMMITTEE/ADMIN FEEDBACK FOR FY23/24 BUDGET; RECEIVE AND UTILIZE INFORMATION TO INCLUDE IN BUDGET FROM FY23/24 INFORMATION CONTAINED IN STATE'S MAY REVISE.  |
| 05/18/23           | FINANCE COMMITTEE APPROVES RECOMMENDS IMA BUDGET FOR BOARD APPROVAL  |
| 05/25/23           | BOARD APPROVAL OF TEXTBOOK/IMA BUDGET RECOMMENDED BY FINANCE COMMITTEE   |
| 06/15/23           | FY23/24 BUDGET SUBMITTED TO BOARD OF TRUSTEES FOR REVIEW & APPROVAL  |
| 06/28/23-6/30/2023 | APPROVED BUDGET DETAILS SENT TO DEPT/PROGRAM HEADS FOR REVIEW/DISCUSSION WITH DESIGNATED ADMINISTRATORS.   |