



Brighten Academy

Brighten Academy Charter School Governing Board Meeting

Published on August 12, 2024 at 11:36 PM EDT

Date and Time

Monday August 19, 2024 at 6:00 p.m. EDT

Location

5897 Prestley Mill Rd, Douglasville, GA 30135

The Brighten Academy Governing Board will meet on Monday, August 19, 2024 at 6pm.

Agenda

	Purpose	Presenter
I. Opening Items		
A. Record Attendance		Kristen Moses
B. Call the Meeting to Order		Jamilia Smith
C. Adoption of Agenda	Vote	Jamilia Smith
D. Approval of Minutes	Approve Minutes	Jamilia Smith
II. Executive Director's Report		
A. GMAS Update	FYI	Donna Davis

	Purpose	Presenter
B. Parent and Student Handbook Approval Handbook presented at 7/22/24 meeting, and finalized version seeking Board approval.	Vote	Donna Davis
C. Contract Approval Rock Eagle contract for 6th Grade trip; This is the same contract used in prior years with no changes.	Vote	Donna Davis
D. Discipline Matrix	FYI	Steven Littles
E. AP Contract Approval	Vote	Donna Davis
F. Executive Session The Board will move into Executive Session, to consider a matter involving the disclosure of personally identifiable information from a student's educational records; (20 USC 1232g.)	FYI	Donna Davis

III. Executive Committee

A. Board Olympics Update Board Olympics event to take place on September 6, 2024.	FYI	Jamilia Smith
B. Board Committees Update Committee Chairmen and Chairwomen	FYI	Jamilia Smith
<ul style="list-style-type: none"> • Policy- S. Battle (Board), Dr. S. Littles (Admin) • CORE- K. Moses (Board) • Academic Oversight- Dr. D Carter (Board), K. Bemus (Admin) • Executive Committee- J. Smith (Board), D. Davis (Admin) • Finance- R. Zackery (Board), K. Smith (Admin) 		

IV. Finance Committee

A. June Financials	FYI	Reginald Zackery
B. Audit Update	FYI	Katie Smith
C. Surplus List	FYI	Donna Davis

V. Policy/Governance Committee

A. Policy Recommendations G1 After School Program	Vote	Steven Littles
---	------	----------------

	Purpose	Presenter
Revised		
Adding "If payments are not received, a late charge will be applied"		
Adding "Questions or disputes about charges should be discussed with ASP coordinator"		
G2 Club and Extracurricular Program		
Revised		
The capital p in "Program" will be lower case		
G2-R1 Club and Extracurricular Program Procedures		
Reviewed		
No changes		
B14 Board Attendance		
Revised		
"phone conference" changed to "via remote access"		
"Vice President will maintain phone calls" changed to "Vice President or designee will maintain remote access"		
"2 consecutive meetings" was removed		
F39 Staff Leave		
Revised		
"Maternal/Paternal Leave" changed to "Parental Leave"		
120 hours changed to 240 hours		

VI. Other Business

VII. Closing Items

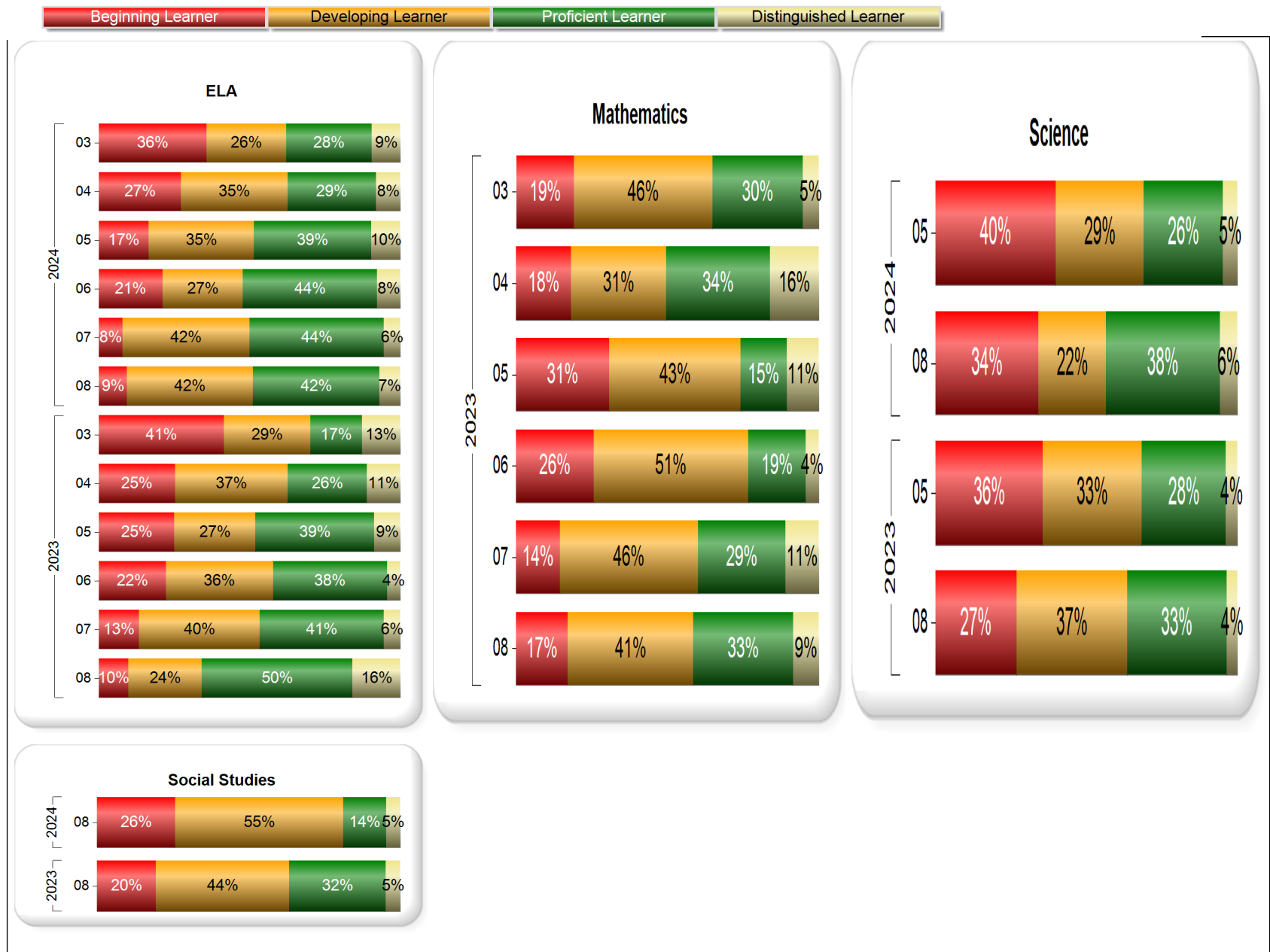
A. Public Comment	FYI	Kristen Moses
B. Board Comments	FYI	
C. Adjourn Meeting	Vote	

Coversheet

GMAS Update

Section: II. Executive Director's Report
Item: A. GMAS Update
Purpose: FYI
Submitted by:
Related Material: Grade Level GMAS Data SY 23-24.pdf
Historical Assessment GMAS Data SY 23-24.pdf
SWD GMAS Data SY 23-24.pdf
ELL GMAS Data SY 23-24.pdf

Spring MilestonesEOG Results (Main) by Grade Level



MilestonesEOG Results by Grade Level

School Year	Subject	Grade Level	Beginning Learner	Developing Learner	Proficient Learner	Distinguished Learner
2023-2024	Science	05	39.8%	29.1%	26.2%	4.9%
		08	34.1%	22.4%	37.6%	5.9%
		Combined	37.2%	26.1%	31.4%	5.3%
	Social Studies	08	25.9%	55.3%	14.1%	4.7%
		Combined	25.9%	55.3%	14.1%	4.7%
	ELA	03	35.8%	26.3%	28.4%	9.5%
		04	27.3%	35.4%	29.3%	8.1%
		05	16.5%	35.0%	38.8%	9.7%
		06	21.1%	26.7%	44.4%	7.8%
		07	7.8%	42.2%	44.4%	5.6%
		08	9.3%	41.9%	41.9%	7.0%
		Combined	19.9%	34.5%	37.7%	8.0%
	2022-2023	Mathematics	03	19.1%	45.7%	29.8%
04			18.2%	31.3%	34.3%	16.2%
05			30.8%	43.3%	15.4%	10.6%
06			25.6%	51.1%	18.9%	4.4%
07			14.4%	45.6%	28.9%	11.1%
08			17.1%	41.5%	32.9%	8.5%
Combined			21.1%	42.9%	26.5%	9.5%
Science		05	35.6%	32.7%	27.9%	3.8%
		08	26.8%	36.6%	32.9%	3.7%
		Combined	31.7%	34.4%	30.1%	3.8%
Social Studies		08	19.5%	43.9%	31.7%	4.9%
		Combined	19.5%	43.9%	31.7%	4.9%
ELA		03	41.5%	28.7%	17.0%	12.8%
	04	25.3%	37.4%	26.3%	11.1%	
	05	25.0%	26.9%	39.4%	8.7%	
	06	22.2%	35.6%	37.8%	4.4%	
	07	13.3%	40.0%	41.1%	5.6%	
	08	9.8%	24.4%	50.0%	15.9%	
	Combined	23.3%	32.2%	34.9%	9.7%	



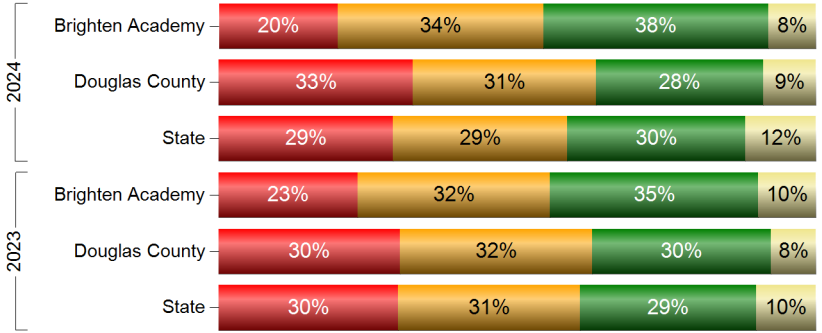
Spring MilestonesEOG Results (Main)

For year(s): 2023,2024

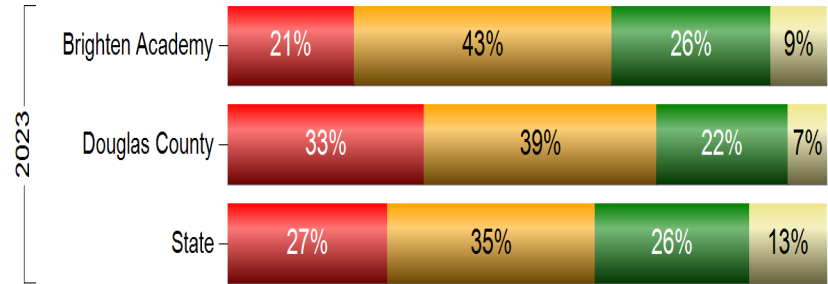
Filter Group: Total

[More Detailed Data](#)

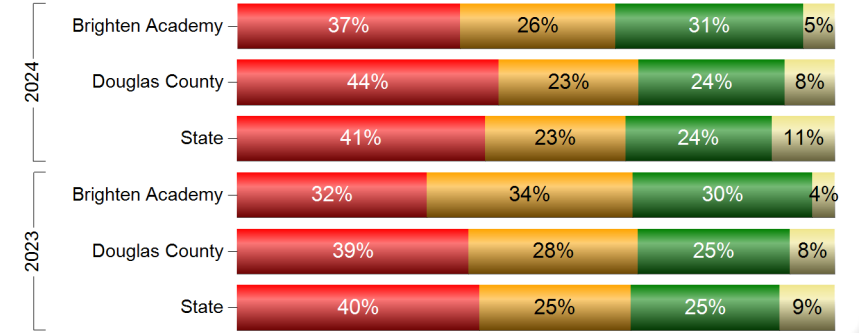
ELA



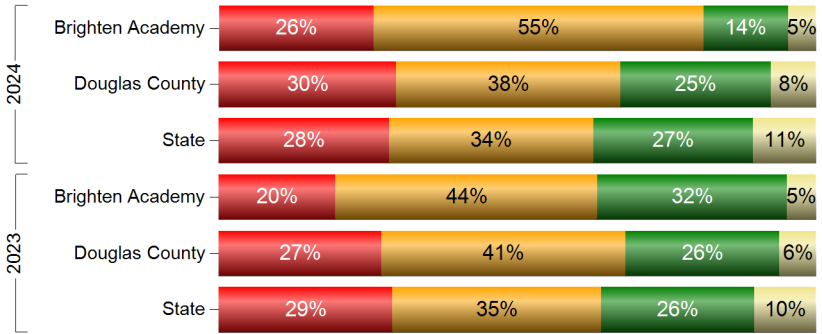
Mathematics



Science



Social Studies

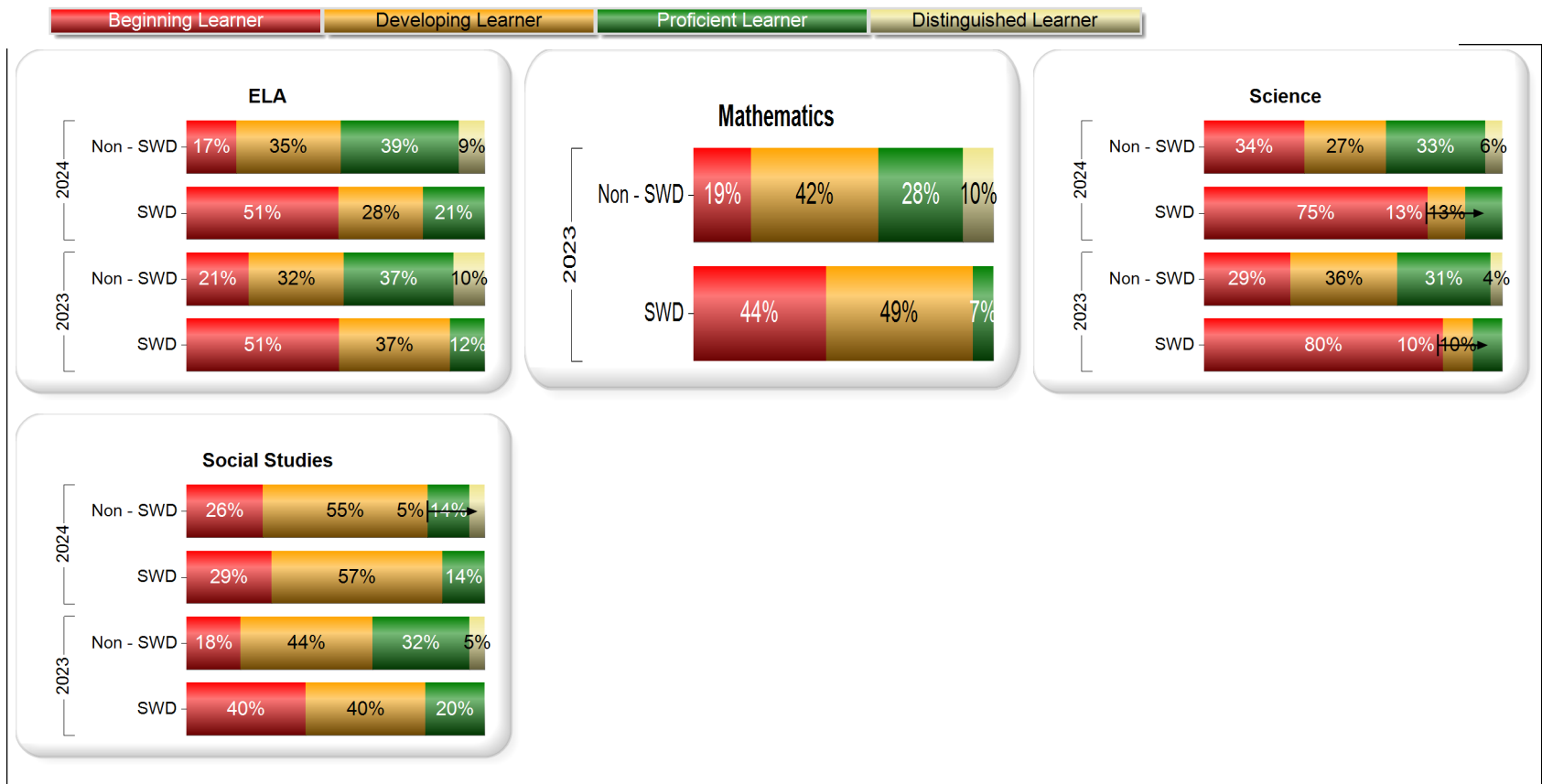


Other Features



Teacher Dashboards

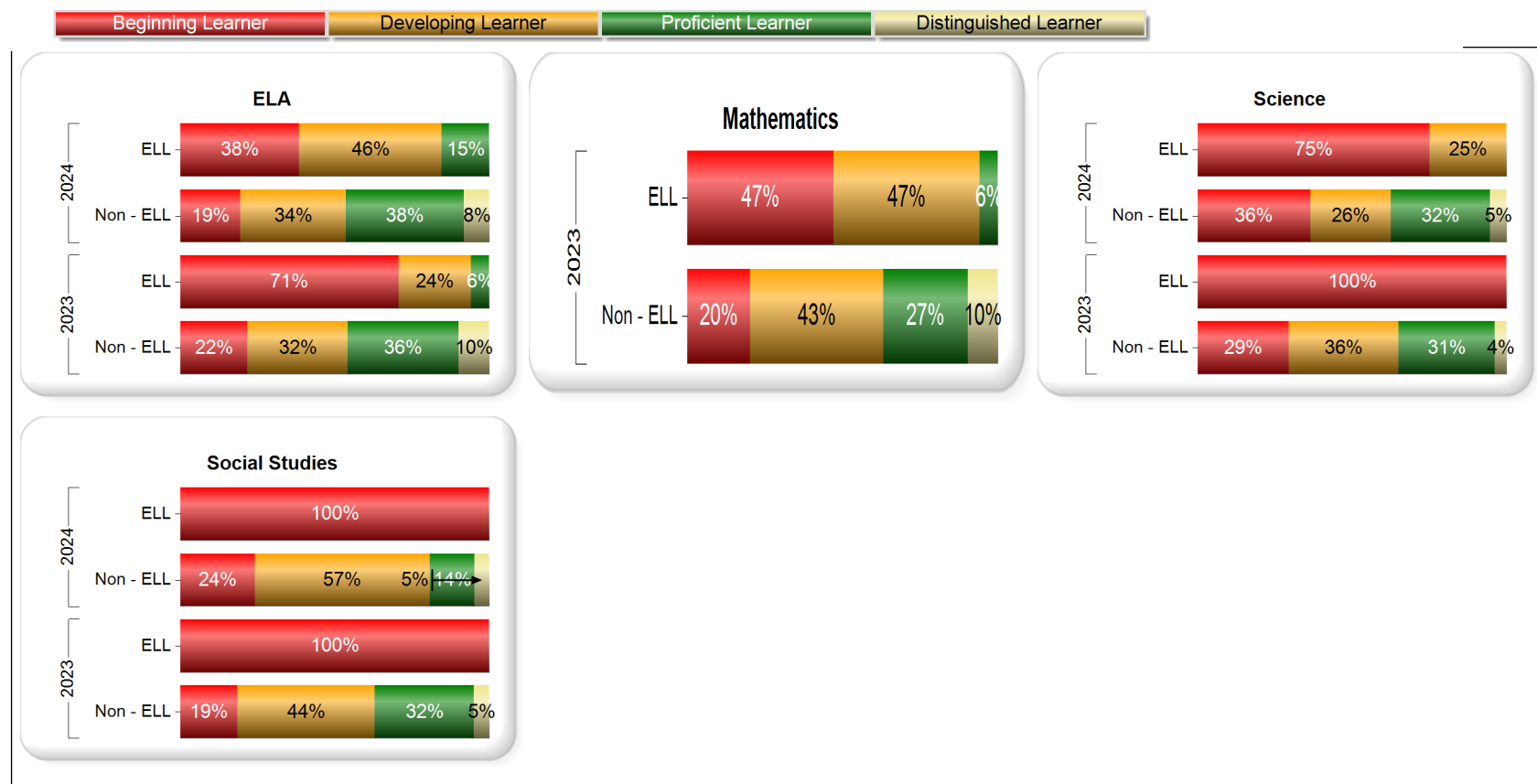
Spring MilestonesEOG Results (Main) by SWD



MilestonesEOG Results by SWD

School Year	Subject	SWD	Beginning Learner	Developing Learner	Proficient Learner	Distinguished Learner
2023-2024	Science	Non - SWD	33.7 %	27.3 %	33.1 %	5.8 %
		SWD	75.0 %	12.5 %	12.5 %	
		Combined	37.2 %	26.1 %	31.4 %	5.3 %
	Social Studies	Non - SWD	25.6 %	55.1 %	14.1 %	5.1 %
		SWD	28.6 %	57.1 %	14.3 %	
		Combined	25.9 %	55.3 %	14.1 %	4.7 %
ELA	Non - SWD	16.7 %	35.1 %	39.4 %	8.8 %	
	SWD	50.9 %	28.3 %	20.8 %		
	Combined	19.9 %	34.5 %	37.7 %	8.0 %	
2022-2023	Mathematics	Non - SWD	19.2 %	42.4 %	28.1 %	10.3 %
		SWD	44.2 %	48.8 %	7.0 %	
		Combined	21.1 %	42.9 %	26.5 %	9.5 %
	Science	Non - SWD	29.0 %	35.8 %	31.3 %	4.0 %
		SWD	80.0 %	10.0 %	10.0 %	
		Combined	31.7 %	34.4 %	30.1 %	3.8 %
	Social Studies	Non - SWD	18.2 %	44.2 %	32.5 %	5.2 %
		SWD	40.0 %	40.0 %	20.0 %	
		Combined	19.5 %	43.9 %	31.7 %	4.9 %
	ELA	Non - SWD	20.9 %	31.8 %	36.8 %	10.5 %
		SWD	51.2 %	37.2 %	11.6 %	
		Combined	23.3 %	32.2 %	34.9 %	9.7 %

Spring MilestonesEOG Results (Main) by ELL



MilestonesEOG Results by ELL

School Year	Subject	ELL	Beginning Learner	Developing Learner	Proficient Learner	Distinguished Learner
2023-2024	Science	ELL	75.0 %	25.0 %		
		Non - ELL	36.4 %	26.1 %	32.1 %	5.4 %
		Combined	37.2 %	26.1 %	31.4 %	5.3 %
	Social Studies	ELL	100.0 %			
		Non - ELL	24.1 %	56.6 %	14.5 %	4.8 %
		Combined	25.9 %	55.3 %	14.1 %	4.7 %
	ELA	ELL	38.5 %	46.2 %	15.4 %	
		Non - ELL	19.5 %	34.2 %	38.2 %	8.2 %
		Combined	19.9 %	34.5 %	37.7 %	8.0 %
2022-2023	Mathematics	ELL	47.1 %	47.1 %	5.9 %	
		Non - ELL	20.3 %	42.8 %	27.1 %	9.8 %
		Combined	21.1 %	42.9 %	26.5 %	9.5 %
	Science	ELL	100.0 %			
		Non - ELL	29.4 %	35.6 %	31.1 %	3.9 %
		Combined	31.7 %	34.4 %	30.1 %	3.8 %
	Social Studies	ELL	100.0 %			
		Non - ELL	18.5 %	44.4 %	32.1 %	4.9 %
		Combined	19.5 %	43.9 %	31.7 %	4.9 %
	ELA	ELL	70.6 %	23.5 %	5.9 %	
		Non - ELL	21.8 %	32.5 %	35.8 %	10.0 %
		Combined	23.3 %	32.2 %	34.9 %	9.7 %