




Great Oaks Charter School - Bridgeport
Financial Dashboard
September 30, 2023

Cash			
	9/30/23	8/31/23	7/31/23
Cash Balance - Chase Operating Account	2,710,917	745,817	1,781,225
Cash Burn/Month	- 1,965,100	1,035,408	- 1,154,448
Cash Balance to Burn Rate (months)	- 1.38	0.72	- 1.54
Cash Balance - Chase Food Account	8,178	27,890	57,817
Cash Balance - Chase Reserve Account	14,268	14,267	14,267
Total Cash Position:	2,733,363	787,974	1,853,309
Key:		Greater than 2 months in reserve	
		Between 1 and 2 months in reserve	
		Less than 1 month in reserve	

Balance Sheet			
	9/30/23	8/31/23	7/31/23
Current Ratio (current assets to current liabilities)	1.30	1.42	1.24
Debt to Assets Ratio	-	-	-

Fundraising			
	FY 24 Target	Support	Balance
Capital/Building			
Operating Support	Barr grant + \$100,000 fund raising target	266,750	166,750
			100,000

Summary of Material Expense Variances				
	Budget	Actual	Delta	% All Rev
Enrollment	661	661 (Final)		
Description				
State/Local Funding	2,074,042	2,161,728	87,686	94%
Title Funding	131,424	130,074	(1,350)	6%
ESSER Funding	286,586		(286,586)	0%
USDA School Lunch Program	77,128	4,331	(72,797)	0%
Other Funding	81,687	2,713	(78,974)	0%
	2,650,867	2,298,846	(352,021)	
				% All Exp.
Personnel - Salaries	1,313,177	935,494	(377,683)	45%
Personnel - Payroll Taxes	114,903	48,515	(66,388)	2%
Personnel - Benefits	169,400	166,491	(2,909)	8%
Professional/Contracted	112,112	149,159	37,047	7%
School Ops	206,954	119,322	(87,632)	6%
Facilities	645,825	567,337	(78,488)	27%
Tutor NP	78,654	89,421	10,767	4%
Sum of All Known Material Variances	2,641,025	2,075,739	- 565,286	