



Enrollment and Attendance

Board Report 1.19.23

ENROLLMENT

Enrollment Narrative and influencing factors

- Charter began in 2012-13 with 46 students in the Swazey Building at GWH
- Fall of 2015, school moved to newly renovated Moody School Building, with pressure to fill the building due to Alford Grant to GWH
- 2017-18 Community (Cornville) Regional Charter School opens high school (17.7 miles, 26 minutes)
- 2017-18 Threshold is launched!
- 2019-20 New administration moves admissions “in-house”, renewed commitment to curriculum and the revised mission and values, eye on “right-sizing” the campus program
- 2020-21 Ecology Learning Center opens with 47 students (now at 100) (20.1 miles, 28 minutes)
- 2020 COVID arrives and students begin to move toward remote education
- 2022-23 Freshman and Sophomore cohorts are well aligned!

Enrollment Pressures

- Budget impact, students=subsidy=program and positions
- Robust school culture
- Charter Contract and Performance Framework
 1. 10% or less of contracted figure draws negative effect (171 or fewer)
 2. 85% of October 1 count on last day of school (85%=147, we are currently at 158 with 15 students haven withdrawn since October 1)
 3. 85% of eligible students re-enroll from year to year by March 31st (Open enrollment begins on February 1st)

EXHIBIT B
TERMS OF OPERATION

1. Enrollment projections; number of students.

| CHARTER YEAR | ACADEMIC YEAR | GRADES SERVED | PROJECTED NO. OF STUDENTS |
|--------------|---------------|---------------|---------------------------|
| Year 1 | 2017-2018 | 9-12 | 170 |
| Year 2 | 2018-2019 | 9-12 | 170-200 |
| Year 3 | 2019-2020 | 9-12 | 180-210 |
| Year 4 | 2020-2021 | 9-12 | 190-210 |
| Year 5 | 2021-2022 | 9-12 | 210 |

Enrollments by Program

Threshold Program

| Threshold Program | Academic Year | Number of Students |
|-------------------|---------------|--------------------|
| Year 1 | 2017-2018 | 20 |
| Year 2 | 2018-2019 | Up to 40 |
| Year 3 | 2019-2020 | Up to 40 |
| Year 4 | 2020-2021 | * |
| Year 5 | 2021-2022 | * |

Renewed Program

| Academic Year | Grades Served | Number of Students |
|---------------|---------------|--------------------|
| 2017-2018 | 9-12 | 150 |
| 2018-2019 | 9-12 | 170 |
| 2019-2020 | 9-12 | 170 |
| 2020-2021 | 9-12 | 170 |
| 2021-2022 | 9-12 | 170 |

The School may enroll a number of students different from the projected number above so long as the number of students enrolled does not exceed 110% of the total projected number, or fall below 90% of the projected number, for all programs at any time.

*The School may enroll more than 40 students in the Threshold Program in years 4 and 5 by seeking approval from the Commission.

1. Facilities and Finances.

- (a) The location of the Facilities shall be: 16 Prescott Drive, Hinckley, Maine 04944.
- (b) The physical location of the Facilities shall be: 13 Easler Drive, Hinckley, Maine 04944.

2. Insurance Coverage.

The following coverage shall be maintained at the School's expense:

Maine Academy of Natural Sciences
Addendum to Threshold Amendment for Expansion of Threshold Enrollment
As Requested by Bob and Gina on 3-26-19

This information is provided in support of the request for approval for the following enrollment plan over the remainder of our current contract:

| | Threshold | On-Campus Daily | Total |
|-------|-----------|-----------------|---------|
| 19-20 | 60* | 155-160 | 215-226 |
| 20-21 | 80* | 155-160 | 235-248 |
| 21-22 | 120* | 155-160 | 275-292 |

*with enrollment up to 10% over authorized.

EXHIBIT B
TERMS OF OPERATION

1. Enrollment projections; number of students.

On Campus

| CHARTER YEAR | ACADEMIC YEAR | GRADES SERVED | PROJECTED NO. OF STUDENTS |
|--------------|---------------|---------------|---------------------------|
| Year 1 | 2022-2023 | 9-12 | 120 |
| Year 2 | 2023-2024 | 9-12 | 130 |
| Year 3 | 2024-2025 | 9-12 | 140 |
| Year 4 | 2025-2026 | 9-12 | 140 |
| Year 5 | 2026-2027 | 9-12 | 140 |

Threshold

| CHARTER YEAR | ACADEMIC YEAR | GRADES SERVED | PROJECTED NO. OF STUDENTS |
|--------------|---------------|---------------|---------------------------|
| Year 1 | 2022-2023 | 9-12 | 70 |
| Year 2 | 2023-2024 | 9-12 | 80 |
| Year 3 | 2024-2025 | 9-12 | 80 |
| Year 4 | 2025-2026 | 9-12 | 80 |
| Year 5 | 2026-2027 | 9-12 | 80 |

District Totals

| CHARTER YEAR | ACADEMIC YEAR | GRADES SERVED | PROJECTED NO. OF STUDENTS |
|--------------|---------------|---------------|---------------------------|
| Year 1 | 2022-2023 | 9-12 | 190 |
| Year 2 | 2023-2024 | 9-12 | 210 |
| Year 3 | 2024-2025 | 9-12 | 220 |
| Year 4 | 2025-2026 | 9-12 | 220 |
| Year 5 | 2026-2027 | 9-12 | 220 |

The School may enroll a number of students different from the projected number above so long as the number of students enrolled does not exceed 110% of the total projected number, or fall below 90% of the projected number, for all programs at any time.

2. Facilities.

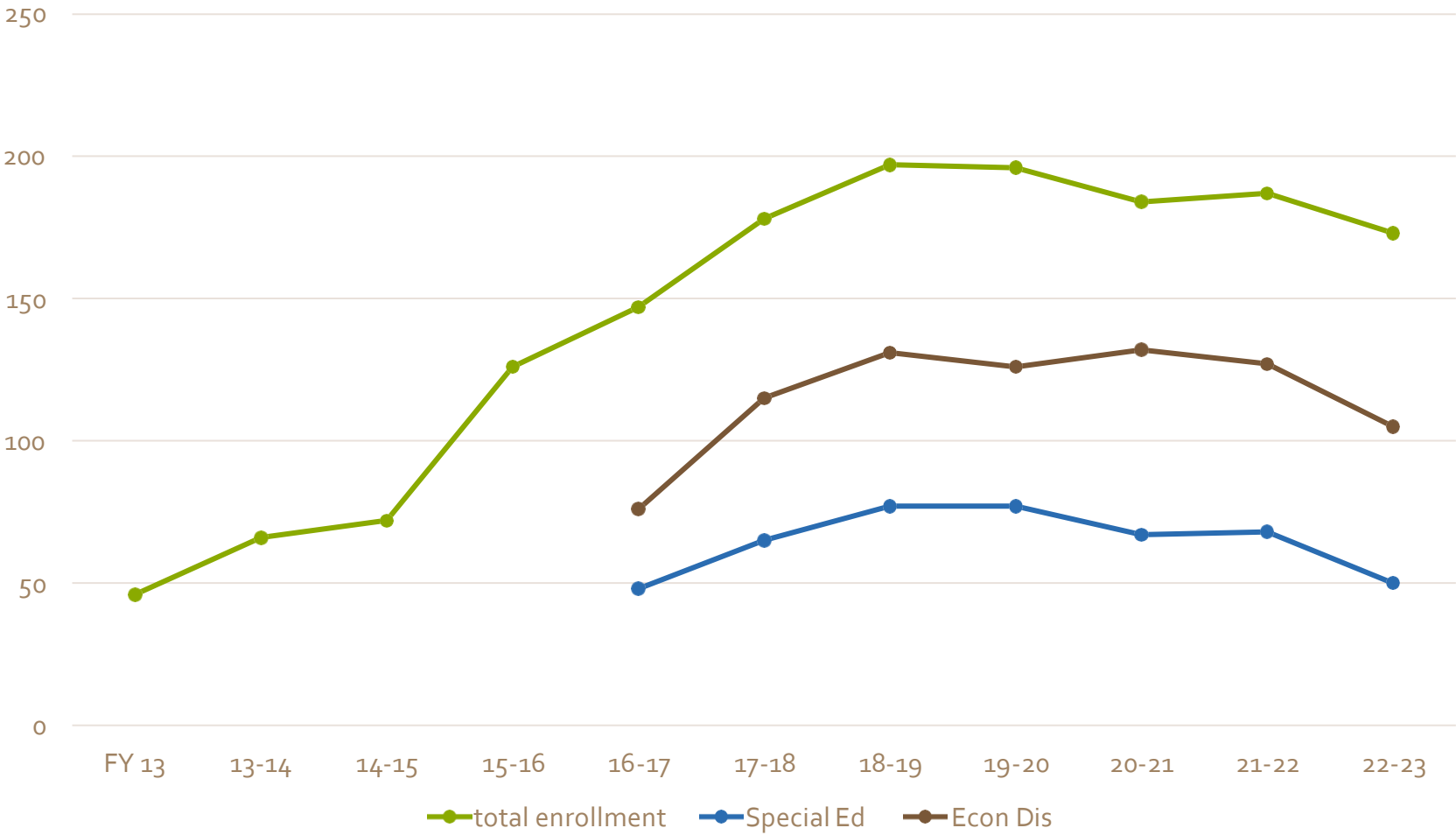
The location of the Facility shall be: 13 Easler Rd., Hinckley, Maine

3. Insurance Coverage.

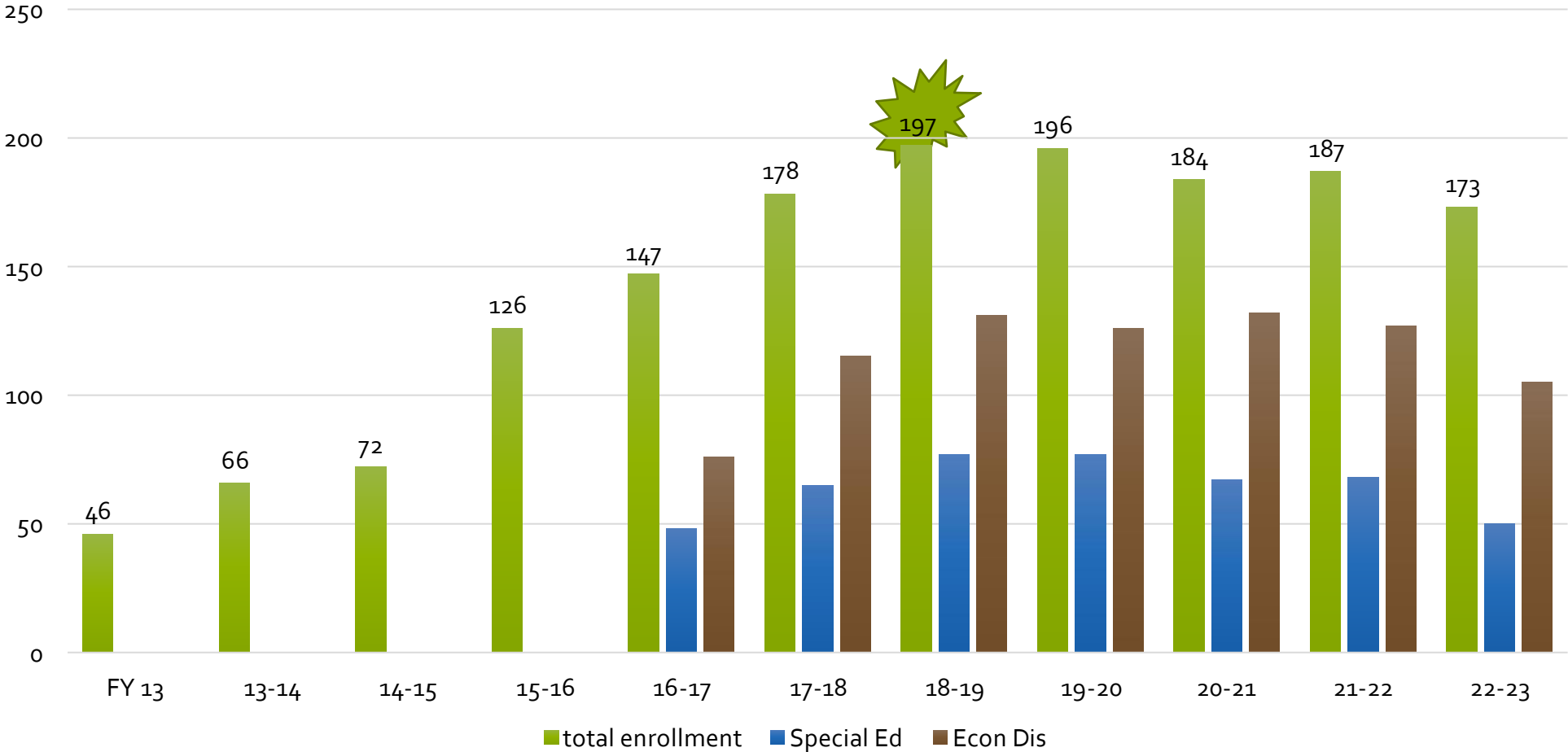
The following coverage shall be maintained at the School's expense:

- A. Worker's Compensation insurance to cover obligations imposed by federal and state statutes having jurisdiction over the School's employees, and employer's liability insurance with a minimum limit of \$500,000.

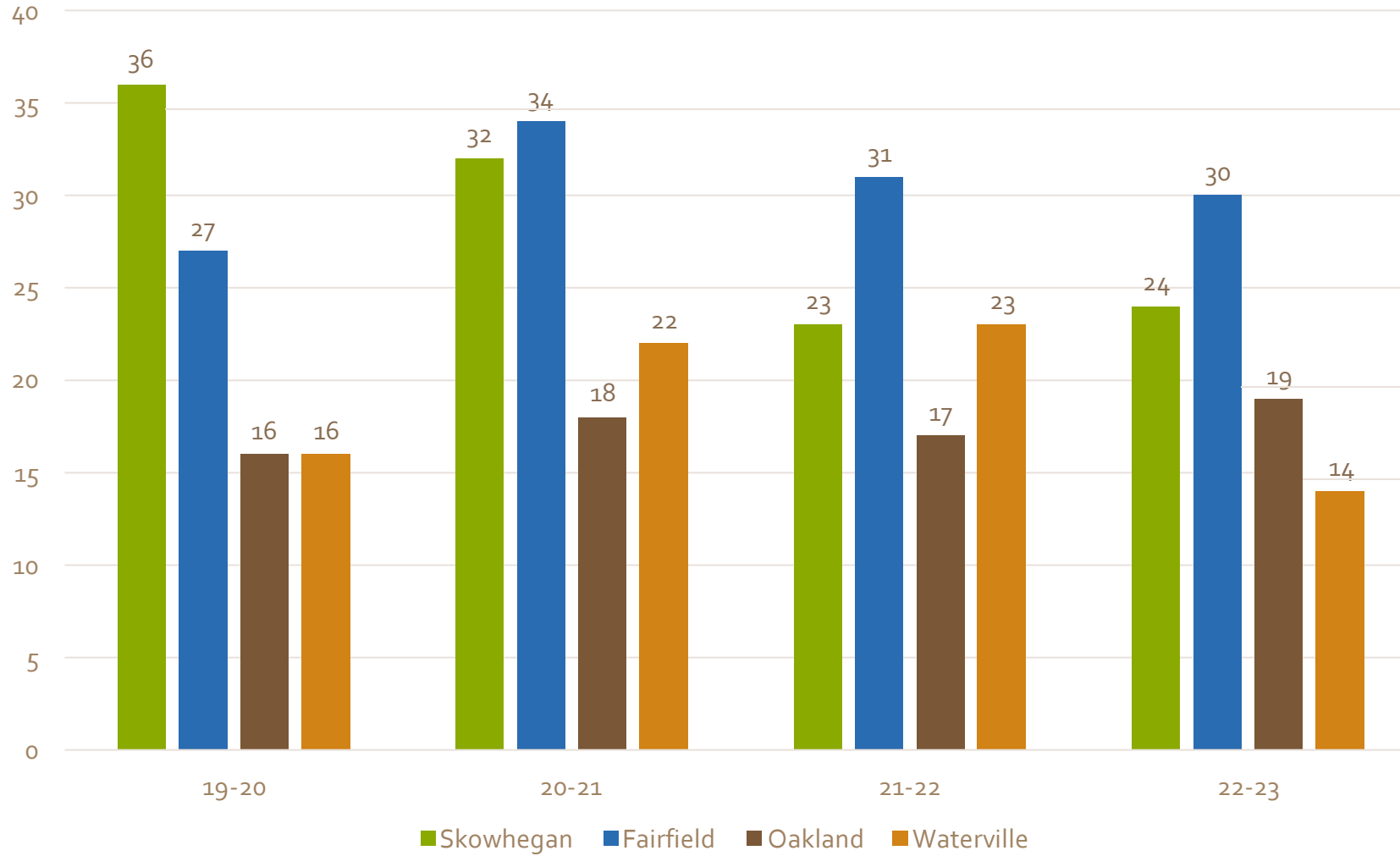
MeANS Enrollment (October 1 count)



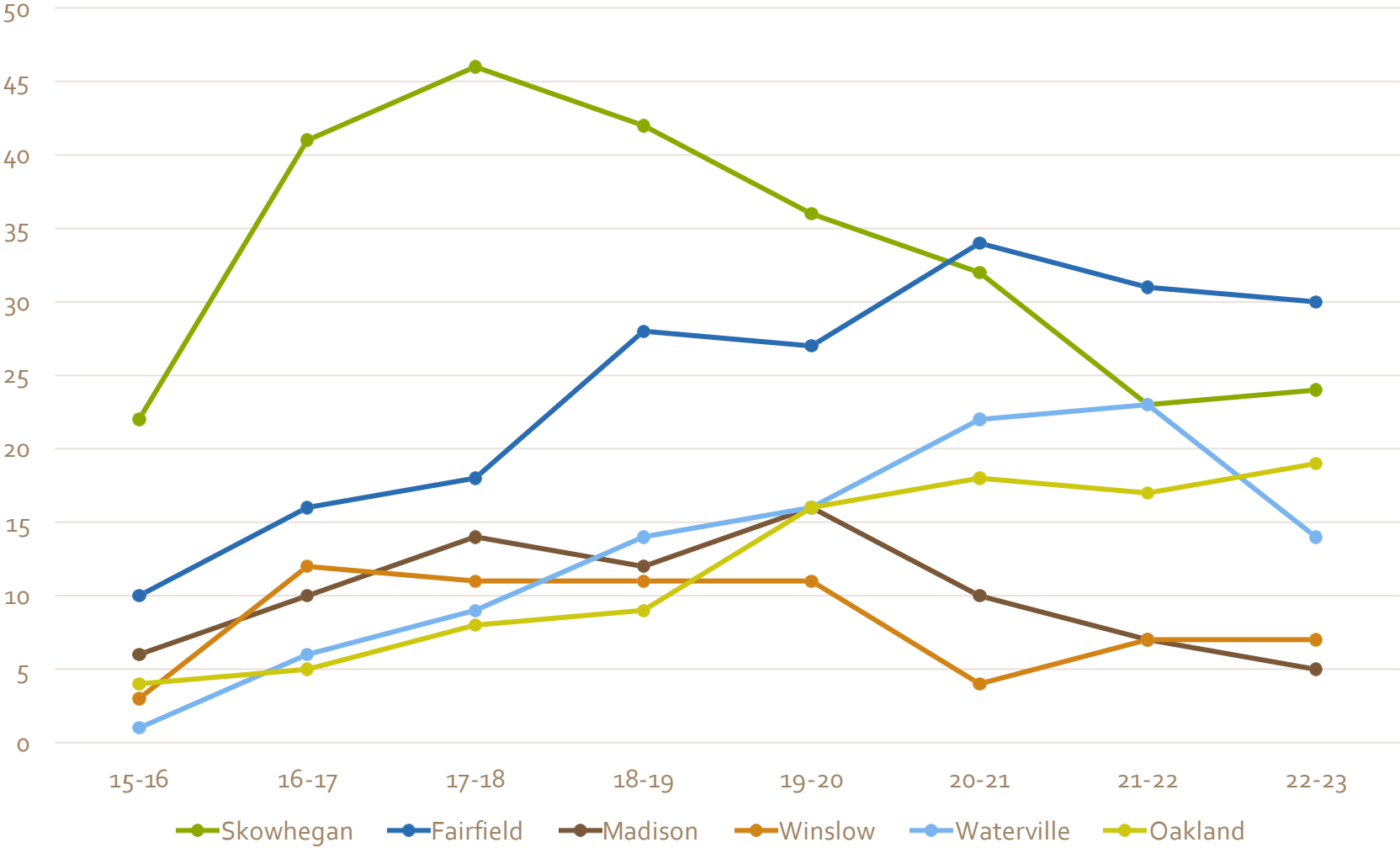
MeANS Enrollment



Top Sending Districts (last 4 years)



Sending Schools



STATE CALCULATION FOR FUNDING PUBLIC EDUCATION (PreK-12) REPORT

ORG ID : 1501

Maine Academy of Natural Sciences

2022 - 2023

Section 1: Computation of EPS Rates

Section : 1

| | PreK-8 | Elem EPS Rate | Elem Total | 9-12 | Sec EPS Rate | Sec Total |
|-----------------------------------|------------|---------------|-------------|--------------|--------------|---------------------|
| 1) Athens Public Schools | 0.0 X | 7,897.00 = | 0.00 | 4.0 X | 7,896.00 = | 31,584.00 |
| 2) Auburn Public Schools | 0.0 X | 7,198.00 = | 0.00 | 1.0 X | 7,665.00 = | 7,665.00 |
| 3) Augusta Public Schools | 0.0 X | 7,099.00 = | 0.00 | 13.0 X | 7,566.00 = | 98,358.00 |
| 4) Bangor Public Schools | 0.0 X | 7,852.00 = | 0.00 | 2.0 X | 8,319.00 = | 16,638.00 |
| 5) Harmony Public Schools | 0.0 X | 6,744.00 = | 0.00 | 2.0 X | 7,874.00 = | 15,748.00 |
| 6) Hermon Public Schools | 0.0 X | 7,295.00 = | 0.00 | 1.0 X | 7,762.00 = | 7,762.00 |
| 7) Jefferson Public Schools | 0.0 X | 6,538.00 = | 0.00 | 1.0 X | 7,885.00 = | 7,885.00 |
| 8) Lewiston Public Schools | 0.0 X | 6,993.00 = | 0.00 | 1.0 X | 7,460.00 = | 7,460.00 |
| 9) Portland Public Schools | 0.0 X | 7,770.00 = | 0.00 | 1.0 X | 8,237.00 = | 8,237.00 |
| 10) RSU 02 | 0.0 X | 7,202.00 = | 0.00 | 2.0 X | 7,669.00 = | 15,338.00 |
| 11) RSU 03/MSAD 03 | 0.0 X | 7,041.00 = | 0.00 | 3.0 X | 7,508.00 = | 22,524.00 |
| 12) RSU 04 | 0.0 X | 7,236.00 = | 0.00 | 1.0 X | 7,703.00 = | 7,703.00 |
| 13) RSU 09 | 0.0 X | 7,023.00 = | 0.00 | 5.0 X | 7,490.00 = | 37,450.00 |
| 14) RSU 11/MSAD 11 | 0.0 X | 7,262.00 = | 0.00 | 8.0 X | 7,729.00 = | 61,832.00 |
| 15) RSU 12 | 0.0 X | 7,469.00 = | 0.00 | 7.0 X | 7,832.00 = | 54,824.00 |
| 16) RSU 18 | 0.0 X | 7,354.00 = | 0.00 | 19.0 X | 7,821.00 = | 148,599.00 |
| 17) RSU 19 | 0.0 X | 6,902.00 = | 0.00 | 4.0 X | 7,369.00 = | 29,476.00 |
| 18) RSU 38 | 0.0 X | 7,240.00 = | 0.00 | 1.0 X | 7,707.00 = | 7,707.00 |
| 19) RSU 41/MSAD 41 | 0.0 X | 7,088.00 = | 0.00 | 1.0 X | 7,555.00 = | 7,555.00 |
| 20) RSU 49/MSAD 49 | 0.0 X | 7,155.00 = | 0.00 | 30.0 X | 7,622.00 = | 228,660.00 |
| 21) RSU 53/MSAD 53 | 0.0 X | 7,264.00 = | 0.00 | 8.0 X | 7,894.00 = | 63,152.00 |
| 22) RSU 54/MSAD 54 | 0.0 X | 7,634.00 = | 0.00 | 24.0 X | 8,101.00 = | 194,424.00 |
| 23) RSU 59/MSAD 59 | 0.0 X | 7,244.00 = | 0.00 | 5.0 X | 7,710.00 = | 38,550.00 |
| 24) RSU 74/MSAD 74 | 0.0 X | 7,239.00 = | 0.00 | 8.0 X | 7,706.00 = | 61,648.00 |
| 25) RSU 78 | 0.0 X | 7,315.00 = | 0.00 | 1.0 X | 7,782.00 = | 7,782.00 |
| 26) RSU 80/MSAD 04 | 0.0 X | 7,189.00 = | 0.00 | 1.0 X | 7,656.00 = | 7,656.00 |
| 27) RSU 83/MSAD 13 | 0.0 X | 7,652.00 = | 0.00 | 5.0 X | 8,119.00 = | 40,595.00 |
| 28) South Portland Public Schools | 0.0 X | 7,782.00 = | 0.00 | 1.0 X | 8,249.00 = | 8,249.00 |
| 29) The Forks Plt School Dept | 0.0 X | 7,400.00 = | 0.00 | 1.0 X | 8,061.00 = | 8,061.00 |
| 30) Vassalboro Public Schools | 0.0 X | 7,119.00 = | 0.00 | 4.0 X | 7,945.00 = | 31,780.00 |
| 31) Waterville Public Schools | 0.0 X | 7,499.00 = | 0.00 | 14.0 X | 7,966.00 = | 111,524.00 |
| 32) Winslow Schools | 0.0 X | 7,631.00 = | 0.00 | 7.0 X | 8,098.00 = | 56,686.00 |
| 33) Winthrop Public Schools | 0.0 X | 6,928.00 = | 0.00 | 1.0 X | 7,395.00 = | 7,395.00 |
| 34) Estimated New Students | 0.0 X | 7,400.00 = | 0.00 | 0.0 X | 7,894.00 = | 0.00 |
| Section 1: Totals | 0.0 | | 0.00 | 187.0 | | 1,460,507.00 |
| Divided by Attending Pupils | | | 0.0 | | | 187.0 |
| Calculated EPS Rates Per Pupil | | | 0 | | | 7,810 |

Preliminary Enacted per PL 2021 Ch 635 – Adjustments may be made to these printouts throughout FY 23

STATE CALCULATION FOR FUNDING PUBLIC EDUCATION (PreK-12) REPORT

ORG ID : 2071

Ecology Learning Center

2022 - 2023

Section 1: Computation of EPS Rates

Section : 1

| | PreK-8 | | Elem EPS Rate | = | Elem Total | 9-12 | | Sec EPS Rate | = | Sec Total |
|--------------------------------|------------|---|---------------|---|-------------|-------------|---|--------------|---|-------------------|
| 1) Bangor Public Schools | 0.0 | X | 7,852.00 | = | 0.00 | 2.0 | X | 8,319.00 | = | 16,638.00 |
| 2) Brewer Public Schools | 0.0 | X | 7,695.00 | = | 0.00 | 1.0 | X | 8,162.00 | = | 8,162.00 |
| 3) Five Town CSD | 0.0 | X | 7,400.00 | = | 0.00 | 1.0 | X | 8,151.00 | = | 8,151.00 |
| 4) RSU 03/MSAD 03 | 0.0 | X | 7,041.00 | = | 0.00 | 38.0 | X | 7,508.00 | = | 285,304.00 |
| 5) RSU 12 | 0.0 | X | 7,469.00 | = | 0.00 | 3.0 | X | 7,832.00 | = | 23,496.00 |
| 6) RSU 19 | 0.0 | X | 6,902.00 | = | 0.00 | 3.0 | X | 7,369.00 | = | 22,107.00 |
| 7) RSU 22 | 0.0 | X | 7,485.00 | = | 0.00 | 2.0 | X | 7,952.00 | = | 15,904.00 |
| 8) RSU 40/MSAD 40 | 0.0 | X | 7,346.00 | = | 0.00 | 5.0 | X | 7,813.00 | = | 39,065.00 |
| 9) RSU 49/MSAD 49 | 0.0 | X | 7,155.00 | = | 0.00 | 9.0 | X | 7,622.00 | = | 68,598.00 |
| 10) RSU 71 | 0.0 | X | 7,579.00 | = | 0.00 | 13.0 | X | 8,046.00 | = | 104,598.00 |
| 11) Estimated New Students | 0.0 | X | 7,400.00 | = | 0.00 | 21.0 | X | 7,894.00 | = | 165,774.00 |
| Section 1: Totals | 0.0 | | | | 0.00 | 98.0 | | | | 757,797.00 |
| Divided by Attending Pupils | | | | | 0.0 | | | | | 98.0 |
| Calculated EPS Rates Per Pupil | | | | | 0 | | | | | 7,733 |



Preliminary Enacted per PL 2021 Ch 635 – Adjustments may be made to these printouts throughout FY 23

STATE OF MAINE DEPARTMENT OF EDUCATION
AUGUSTA 04333

ED 279 Charter School

10/22/2022

STATE CALCULATION FOR FUNDING PUBLIC EDUCATION (PreK-12) REPORT

ORG ID : 1510

Community Regional Charter School

2022 - 2023

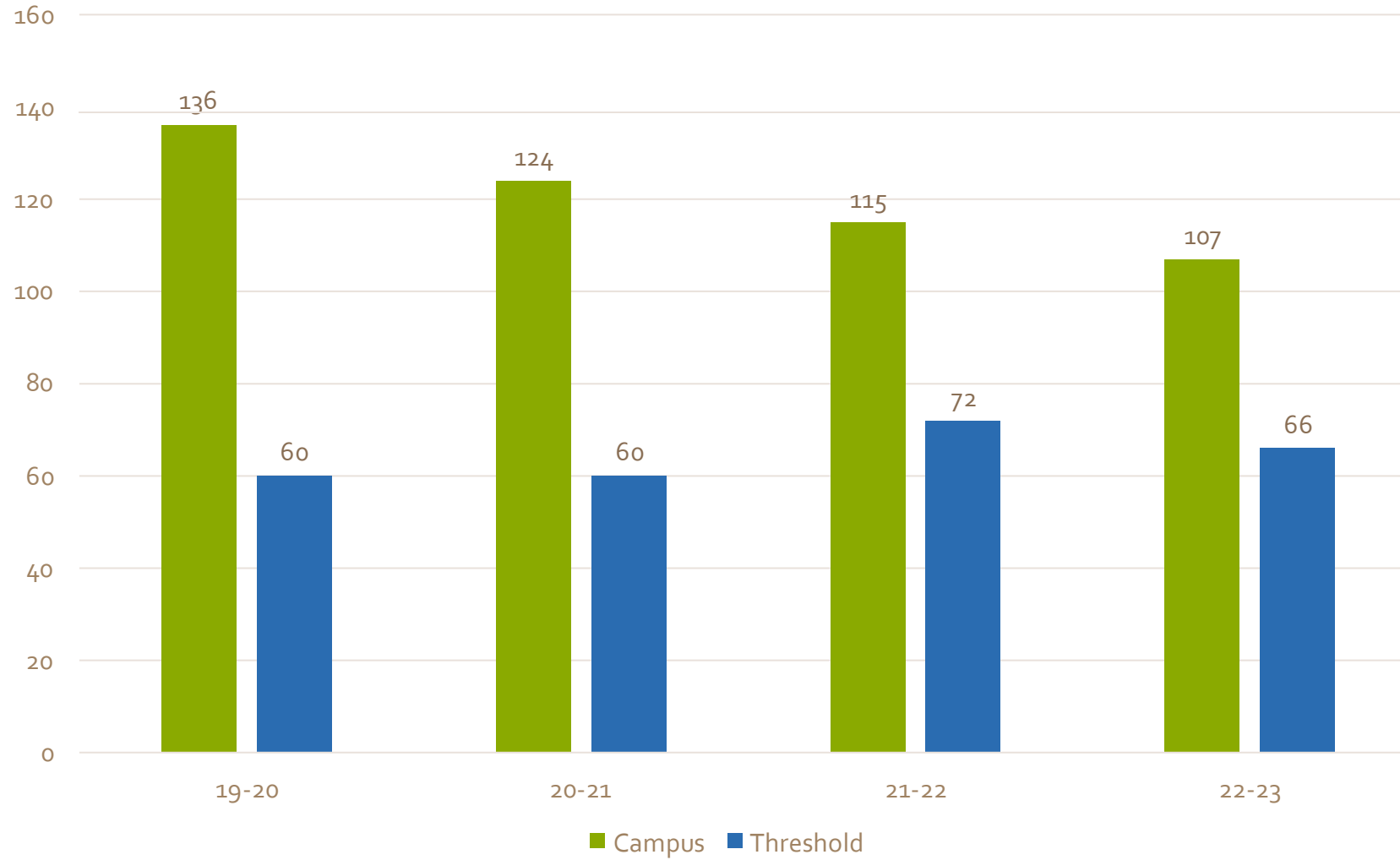
Section 1: Computation of EPS Rates

Section : 1

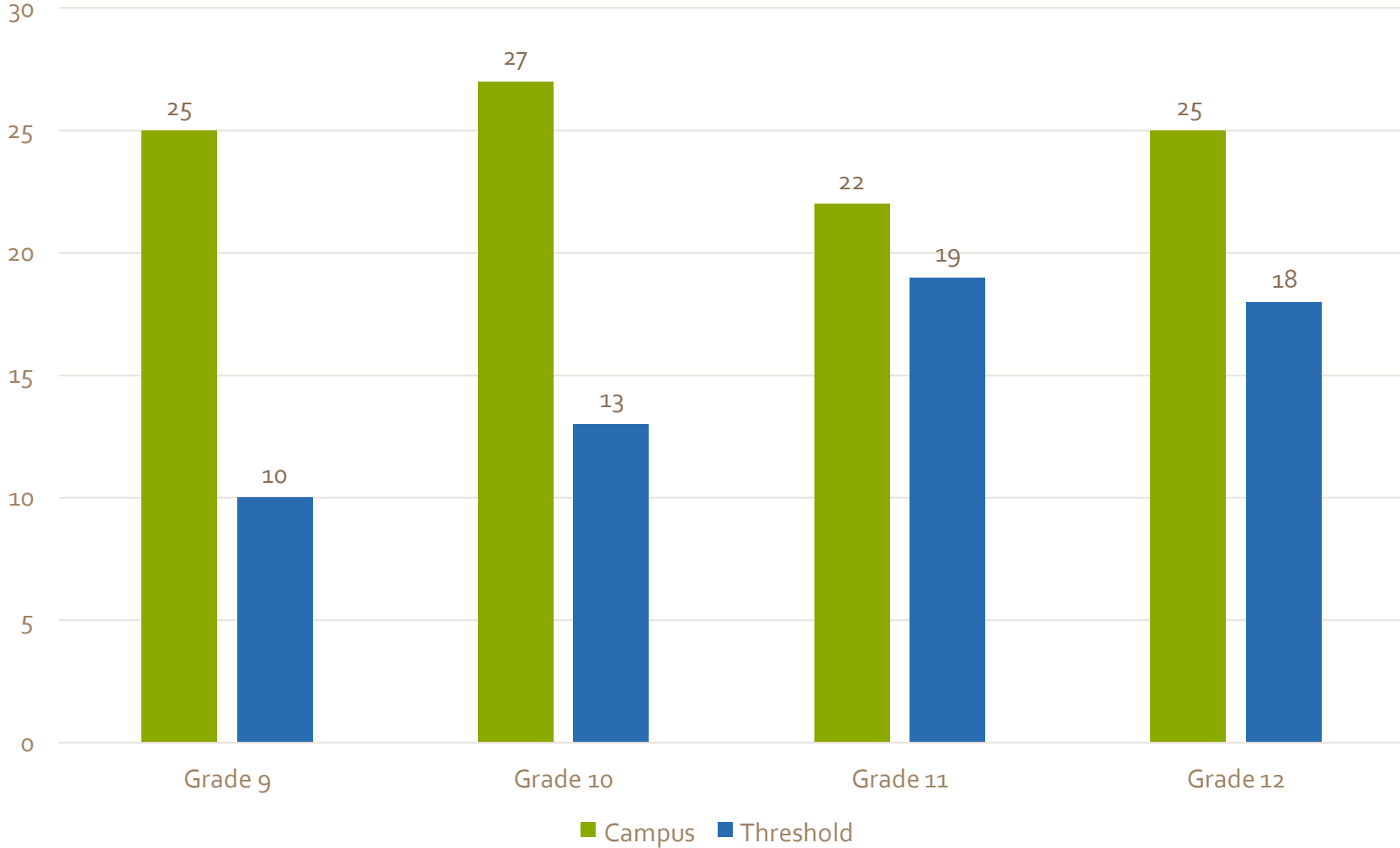
| | PreK-8 | | Elem EPS Rate | = | Elem Total | 9-12 | | Sec EPS Rate | = | Sec Total |
|--------------------------------------|--------------|---|---------------|---|---------------------|--------------|---|--------------|---|-------------------|
| 1) Athens Public Schools | 4.0 | X | 7,897.00 | = | 31,588.00 | 3.0 | X | 7,896.00 | = | 23,688.00 |
| 2) Augusta Public Schools | 1.0 | X | 7,099.00 | = | 7,099.00 | 0.0 | X | 7,566.00 | = | 0.00 |
| 3) Bangor Public Schools | 1.0 | X | 7,852.00 | = | 7,852.00 | 1.0 | X | 8,319.00 | = | 8,319.00 |
| 4) Cranberry Isles Public Schools | 0.0 | X | 6,585.00 | = | 0.00 | 1.0 | X | 7,894.00 | = | 7,894.00 |
| 5) Education Unorganized Territories | 0.0 | X | 7,400.00 | = | 0.00 | 1.0 | X | 7,894.00 | = | 7,894.00 |
| 6) Harmony Public Schools | 0.0 | X | 6,744.00 | = | 0.00 | 4.0 | X | 7,874.00 | = | 31,496.00 |
| 7) MSAD 46 | 1.0 | X | 7,381.00 | = | 7,381.00 | 0.0 | X | 7,848.00 | = | 0.00 |
| 8) RSU 09 | 4.0 | X | 7,023.00 | = | 28,092.00 | 4.0 | X | 7,490.00 | = | 29,960.00 |
| 9) RSU 18 | 1.0 | X | 7,354.00 | = | 7,354.00 | 0.0 | X | 7,821.00 | = | 0.00 |
| 10) RSU 19 | 56.0 | X | 6,902.00 | = | 386,512.00 | 19.0 | X | 7,369.00 | = | 140,011.00 |
| 11) RSU 49/MSAD 49 | 21.0 | X | 7,155.00 | = | 150,255.00 | 6.0 | X | 7,622.00 | = | 45,732.00 |
| 12) RSU 53/MSAD 53 | 3.0 | X | 7,264.00 | = | 21,792.00 | 2.0 | X | 7,894.00 | = | 15,788.00 |
| 13) RSU 54/MSAD 54 | 107.0 | X | 7,634.00 | = | 816,838.00 | 57.0 | X | 8,101.00 | = | 461,757.00 |
| 14) RSU 59/MSAD 59 | 23.0 | X | 7,244.00 | = | 166,612.00 | 4.0 | X | 7,710.00 | = | 30,840.00 |
| 15) RSU 74/MSAD 74 | 9.0 | X | 7,239.00 | = | 65,151.00 | 9.0 | X | 7,706.00 | = | 69,354.00 |
| 16) RSU 83/MSAD 13 | 6.0 | X | 7,652.00 | = | 45,912.00 | 0.0 | X | 8,119.00 | = | 0.00 |
| 17) Waterville Public Schools | 3.0 | X | 7,499.00 | = | 22,497.00 | 0.0 | X | 7,966.00 | = | 0.00 |
| 18) Estimated New Students | 0.0 | X | 7,400.00 | = | 0.00 | 0.0 | X | 7,894.00 | = | 0.00 |
| Section 1: Totals | 240.0 | | | | 1,764,935.00 | 111.0 | | | | 872,733.00 |
| Divided by Attending Pupils | | | | | 240.0 | | | | | 111.0 |
| Calculated EPS Rates Per Pupil | | | | | 7,354 | | | | | 7,862 |

Preliminary Enacted per PL 2021 Ch 635 – Adjustments may be made to these printouts throughout FY 23

Campus vs. Threshold Enrollment



2022-23 Grade level enrollment



Enrollment Ideas

- Open enrollment notification, February 1
- Continue with Open Houses in March, April, and May
- Amend Charter contract to a lower number of campus students
 1. 2023-24 100 Campus, 70 Threshold = 170 total enrollment. Increase over the next 2-3 years.
- Explore additional Threshold teachers and students from Harpswell Coastal Academy
- 2024-25 re-launch Campus Life program under MeANS direction
- Student Profiles Social Media campaign
- Visiting middle schools with Choice (ex. Vassalboro, China, Palermo, Windsor)
- Signs, signs, everywhere there's signs...

ATTENDANCE

Chronic Absenteeism

The school has put significant emphasis on this area of concern. We developed a new Attendance Policy which was shared with families in person during our New Family Orientations in September as well as sent to all returning families. We have included bulletins in several newsletters and sent targeted letters in October. Additionally, every Friday, Advisors have included attendance data in their weekly parent contacts. During fall SLCs, administration attended targeted meetings to highlight concerns directly to students and families. And finally, we recognized positive attendance for our campus students at the end of the first quarter with cash prizes and certificates. We had 14 students (13.8%) who didn't miss a single day, and another 14 who missed less than 2 days (27.7%). Overall, we feel good about the improvements but remain concerned about the effects of COVID, RSV, and other winter illnesses that drive up absenteeism.

| Year | MeANS | Lawrence HS | Waterville HS | Bangor HS | State Av. |
|-------|-----------------------|-------------|---------------|-----------|-----------|
| 17-18 | 36.5 | 25.7 | 40.7 | 29.1 | 16.5 |
| 18-19 | 27.0 | 28.6 | 38.8 | 31.2 | 16.8 |
| 19-20 | 64.6 | 35.8 | 38.4 | 30 | 18.0 |
| 20-21 | 75.8 | 49.1 | 34.9 | 28.7 | 20.9 |
| 21-22 | 53.0 | NA | NA | NA | NA |
| 22-23 | Q1: 35.6 Q2: 45.35 | NA | NA | NA | NA |

Data observations:

- MeANS has returned to pre-pandemic levels.
- From 17-18 to 20-21 MeANS experienced a 107% increase while Lawrence experienced a 91% increase, Statewide average increased 27%.
- All four schools have been well above the State Average and nowhere near the Commission's goal of 18%

| | |
|---|--|
| <p>22-23</p> <p>Maine Academy of Natural Sciences</p> <p>13 Easler Rd, Hinckley ME 04944</p> <p>Generated on 12/29/2022 09:27:51 AM Page 1 of 1</p> | <p>Attendance Day Count Report</p> <p>All Grades Calculation: Daily Approximation</p> <p>Date Range: 08/31/2022 - 12/29/2022 Absence Days: 10 -</p> <p>Total Students: 24 Sort By Absent Days</p> |
|---|--|

| Student | Student# | Grade | Days | |
|------------|------------|-------|------|------------------------------------|
| [REDACTED] | [REDACTED] | 12 | 35.5 | 23 AU days, 3 (unknown), over 16 |
| [REDACTED] | [REDACTED] | 9 | 27.5 | 27 AU days |
| [REDACTED] | [REDACTED] | 11 | 27.0 | 20 AU days, 5 A (unknown), over 16 |
| [REDACTED] | [REDACTED] | 9 | 26.5 | 20 AU days, 4 A (unknown) |
| [REDACTED] | [REDACTED] | 9 | 17.5 | 12 AU days, 3 A (unknown) |
| [REDACTED] | [REDACTED] | 12 | 17.0 | 14 AU days, 1 A (unknown), over 16 |
| [REDACTED] | [REDACTED] | 12 | 15.5 | 2 AU days, over 16 |
| [REDACTED] | [REDACTED] | 11 | 15.0 | 13 AU days, over 16 |
| [REDACTED] | [REDACTED] | 9 | 15.0 | 13 AU days, 2 A (unknown) |
| [REDACTED] | [REDACTED] | 9 | 14.0 | 10 AU days, 2 A (unknown) |
| [REDACTED] | [REDACTED] | 10 | 13.0 | 8 AU days, 3 A (unknown) |
| [REDACTED] | [REDACTED] | 9 | 13.0 | 3 AU days, 5 A (unknown) |
| [REDACTED] | [REDACTED] | 11 | 12.5 | 2 AU days |
| [REDACTED] | [REDACTED] | 9 | 12.0 | 5 AU days |
| [REDACTED] | [REDACTED] | 12 | 12.0 | 6 AU days, over 16 |
| [REDACTED] | [REDACTED] | 12 | 11.0 | 7 AU days, over 16 |
| [REDACTED] | [REDACTED] | 9 | 11.0 | 3 AU days |
| [REDACTED] | [REDACTED] | 12 | 10.5 | 2 AU days, over 16 |
| [REDACTED] | [REDACTED] | 9 | 10.5 | 0 AU days |
| [REDACTED] | [REDACTED] | 11 | 10.0 | 1 AU day |
| [REDACTED] | [REDACTED] | 9 | 10.0 | 9 AU days, 2 A (unknown) |
| [REDACTED] | [REDACTED] | 10 | 10.0 | 3 AU days |

| | |
|---|--|
| <p>22-23 Maine Academy of Natural Sciences 13 Easler Rd, Hinckley ME 04944 Generated on 12/29/2022 02:51:36 PM Page 1 of 1</p> | <p>Attendance Day Count Report All Grades Calculation: Daily Approximation Date Range: 08/31/2022 - 12/29/2022 Absence Days: 10 - Total Students: 16 Sort By Absent Days</p> |
|---|--|

| Student | Student# | Grade | Days | |
|------------|------------|-------|------|-------------------------|
| [REDACTED] | [REDACTED] | 9 | 34.0 | 34 A (unknown) |
| [REDACTED] | [REDACTED] | 10 | 28.0 | 28 A (unknown) |
| [REDACTED] | [REDACTED] | 9 | 21.0 | 21 A (unknown) |
| [REDACTED] | [REDACTED] | 10 | 20.0 | 20 A (unknown) |
| [REDACTED] | [REDACTED] | 11 | 20.0 | 20 A (unknown) |
| [REDACTED] | [REDACTED] | 12 | 17.0 | 17 A (unknown), over 16 |
| [REDACTED] | [REDACTED] | 11 | 16.0 | 16 A (unknown), over 16 |
| [REDACTED] | [REDACTED] | 10 | 13.0 | 13 A (unknown), over 16 |
| [REDACTED] | [REDACTED] | 9 | 12.0 | 12 A (unknown), over 16 |
| [REDACTED] | [REDACTED] | 12 | 12.0 | 12 A (unknown), over 16 |
| [REDACTED] | [REDACTED] | 12 | 10.0 | 10 A (unknown), over 16 |
| [REDACTED] | [REDACTED] | 10 | 10.0 | 10 A (unknown) |