



OGDEN PREPARATORY ACADEMY

Annual Report

WHAT'S INSIDE

Student Data
PAGES 2-3

Employees
PAGES 4-5

Assessment
PAGES 6-10

Finance
PAGE 11

Updates
PAGE 12

Family Engagement
PAGE 13

Milestones

- 20 years of OPA celebration
- Opening of the Early Childhood Center, the preschool and the daycare.

Signature Programs:

- Leader in Me (7 Habits of Highly Effective Students)
- AVID
- Spanish as a Second Language Instruction
- Expeditionary Learning

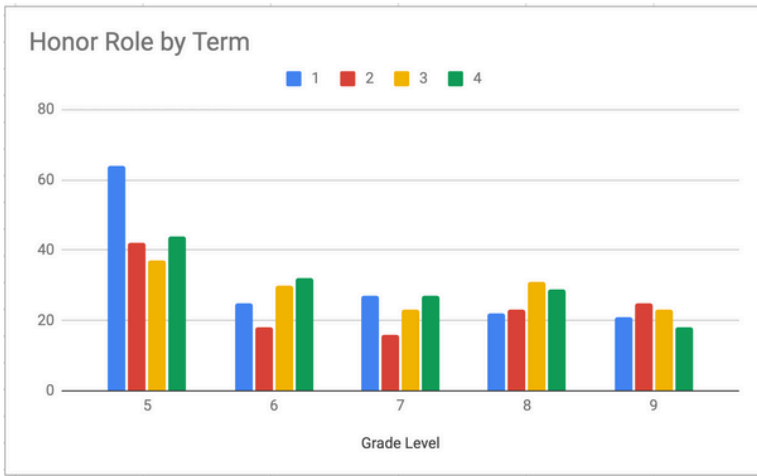
Annual Foci:

- Junior High
 - School Wide Foundations with Safe and Civil Schools
 - PBIS System enhanced
- Elementary
 - Grade-level Common Curriculum Maps
 - Grade-level Common Assessments
 - Early Literacy and Change Management

Curriculum

- **K-6 ELA:** Wonders, Acadience Reading diagnostic and progress monitoring
 - USBE required a new curriculum be chosen for FY25. Elementary did a curriculum review, and chose the updated Wonders with supplemental curriculum.
- **7-9 ELA:** Freeform curriculum based on standards. STAR assessment.
 - Curriculum review and choice scheduled for FY25.
- **K-5 Math:** Ready Math, iReady diagnostic, Acadience Math diagnostic
- **6-9 Math:** Reveal Math; MAP Assessment
 - Math department did a curriculum review and chose CPM as the new curriculum for FY25.

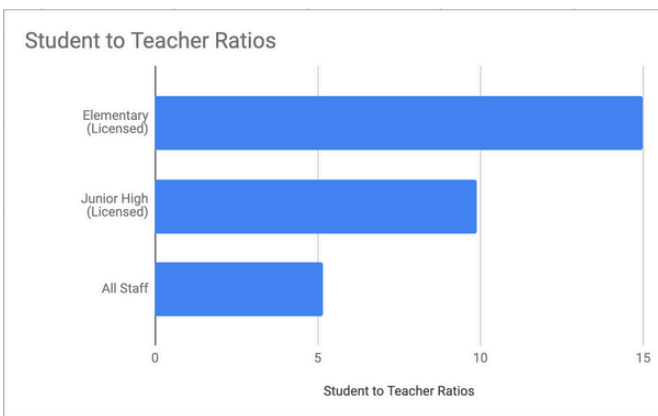
OPA Student Data



Classification	Percent Enrolled (Previous Year)
Hispanic	82.59% (79.54%)
Economically Disadvantaged (determined by lunch status)	73.08% (74.59%)
Multi-lingual Learners	34.11% (33.16%)
Students with Disabilities	19.64% (15.63%)
Students with 504 plans	2.53% (3.53%)

Student Retention	
2019	87.74%
2020	86.80%
2021	91.21%
2022	89.13%
2023	92.79%
2024	96.33%
2025	96.59%

Annual Withdrawals	
2017	76
2018	70
2019	58
2020	77
2021	94
2022	78
2023	100
2024	109



Student Fees

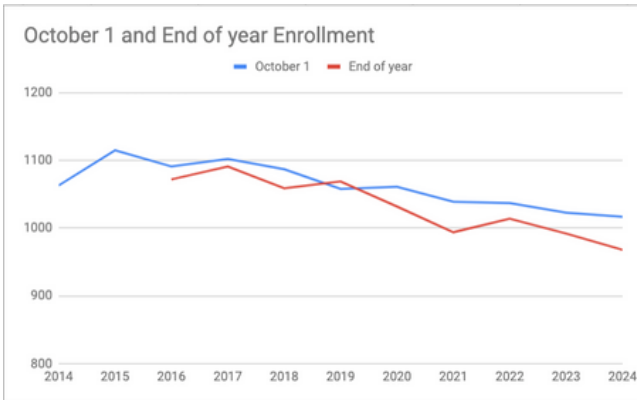
Category	Charged	Waived	Prorated	Paid	Refunded	Balance
Class Fees	\$440.00	\$8.00	\$0.00	\$136.00	(\$8.00)	\$304.00
Clothing	\$3,786.00	\$69.00	\$0.00	\$3,737.00	(\$20.00)	\$0.00
Damage to OPA property	\$1,066.00	\$0.00	\$0.00	\$513.00	\$0.00	\$553.00
Library	\$2,494.43	\$89.00	\$0.00	\$1,106.88	(\$83.00)	\$1,381.55
Losses/Damages	\$181.00	\$32.00	\$0.00	\$146.00	(\$25.00)	\$28.00
Technology Damages	\$395.00	\$0.00	\$0.00	\$395.00	\$0.00	\$0.00
Trip Science Fall	\$7,200.00	\$1,176.40	\$0.00	\$6,443.60	(\$420.00)	\$0.00
Trip Science Spring	\$460.00	\$0.00	\$0.00	\$260.00	\$0.00	\$200.00
Trip Spain	\$54,000.00	\$10,129.70	\$0.00	\$45,927.10	(\$3,512.00)	\$1,455.20
Yearbook	\$4,400.00	\$0.00	\$0.00	\$4,452.00	(\$94.00)	\$42.00
All Transactions	\$74,422.43	\$11,504.10	\$0.00	\$63,116.58	(\$4,162.00)	\$3,963.75

Enrollment

Year ending May 2024

	Aug	Sep	Oct	Nov	Dec	Jan	Feb	Mar	Apr	May	Average
Pre-K/DC	31	38	38	40	40	40	40	40	38	38	38.30
K	91	96	98	99	96	97	99	97	95	94	96.20
1	108	101	101	101	100	100	101	101	99	98	101.00
2	97	92	95	96	96	94	96	95	94	94	94.90
3	105	98	99	97	99	98	98	98	95	95	98.20
4	108	104	106	106	104	104	102	101	102	101	103.80
5	114	107	111	109	110	109	108	105	106	106	108.50
6	98	92	93	93	91	91	90	90	90	87	91.50
7	116	111	109	110	111	109	108	107	105	103	108.90
8	116	106	106	106	105	104	103	102	102	102	105.20
9	103	96	99	98	99	98	93	93	92	92	96.30
TOTAL	1087	1041	1055	1055	1051	1044	1038	1029	1018	1010	1042.80
Total w/o PK	1056	1003	1017	1015	1011	1004	998	989	980	972	1004.50
Building Average											
K-6	103	99	100	100	99	99	99	98	97	96	
JH	112	104	105	105	105	104	101	101	100	99	

Historical



	2014	2015	2016	2017	2018	2019	2020	2021	2022	2023	2024
October 1	1063	1115	1091	1102	1087	1058	1061	1039	1037	1023	1017
End of year			1072	1091	1059	1069	1032	994	1014	992	968
Difference EOY-BOY			-19	-11	-28	11	-29	-45	-23	-31	-49
Students withdrawn over the year			56	76	70	58	77	94	78	100	109
Grades with biggest losses:			2; 7; 9	1; 2; 3; 9	1; 4; 8	7; 9	K; 5; 7	K; 2; 3; 5; 6	8;9	5;7;8;9	K;3;5;6;7;8;9

	Forecast																							
	FY4	FY5	FY6	FY7	FY8	FY9	FY10	FY11	FY12	FY13	FY14	FY15	FY16	FY17	FY18	FY19	FY20	FY21	FY22	FY23	FY24	FY25	FY26	FY27
PK																				0	38	60	60	60
K	50	50	51	51	51	52	53	102	104	103	103	105	106	110	110	108	96	98	104	100	98	100	100	100
1	47	50	51	54	53	53	53	102	106	106	106	110	108	107	107	107	104	94	96	100	101	100	100	100
2	40	50	53	54	51	52	52	104	106	104	108	112	110	115	105	104	102	105	100	98	95	100	100	100
3	25	51	51	52	52	52	53	104	108	102	108	112	118	109	113	108	106	104	109	101	99	100	100	100
4	27	26	52	51	50	52	53	103	105	102	106	111	104	110	103	110	110	95	96	99	106	100	100	100
5	26	26	73	77	44	65	74	109	112	110	111	108	115	115	107	109	110	111	100	90	111	105	105	105
6	0	26	76	76	74	71	81	105	106	104	107	113	108	109	107	103	108	103	110	101	93	105	105	105
7	0	0	70	78	77	78	79	110	109	96	108	109	120	104	118	116	107	112	105	111	109	110	110	110
8	0	0	55	70	71	79	70	105	105	95	103	103	111	120	102	110	115	105	112	99	106	110	110	110
9	0	0	0	0	28	26	63	73	98	96	81	99	91	103	115	83	102	112	105	98	99	110	110	110
10	0	0	0	0	0	0	0	54	0	0	0	0	0	0	0	0	0	0	0	0	0	0	0	0
	215	279	532	563	551	580	631	1071	1059	1018	1041	1082	1091	1102	1087	1058	1060	1039	1037	997	1055	1100	1100	1100

OPA Employees



Employees of the Month

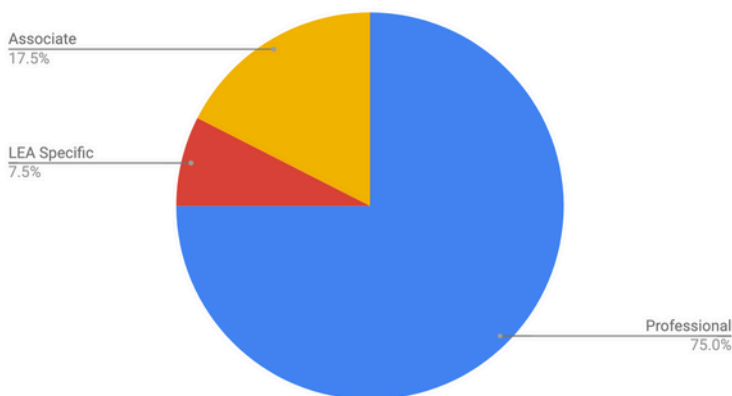
- JULIE AVELLINO
- KAYLEE KENDELL
- ALEJANDRA OCHOA
- MILLIE PRICE
- ALYSSA JOHNSON
- DARBY EVANS
- CAMERON DALEY
- TASHA GONCE
- DALTON ZUNDEL
- NATHANIEL VAUGHN
- EMMA BIRD
- NURI RIVAS
- ALLIE WILSON
- JEREMY NIELSEN
- NATALIE GARCIA
- JAMES RHODES
- JESSICA SOTELO
- JOCELYN ESTRADA
- ARABELLA ZEPHYR
- EDITH PRADO

Rebecca Kiernan was celebrated for having worked at OPA for 20 years.

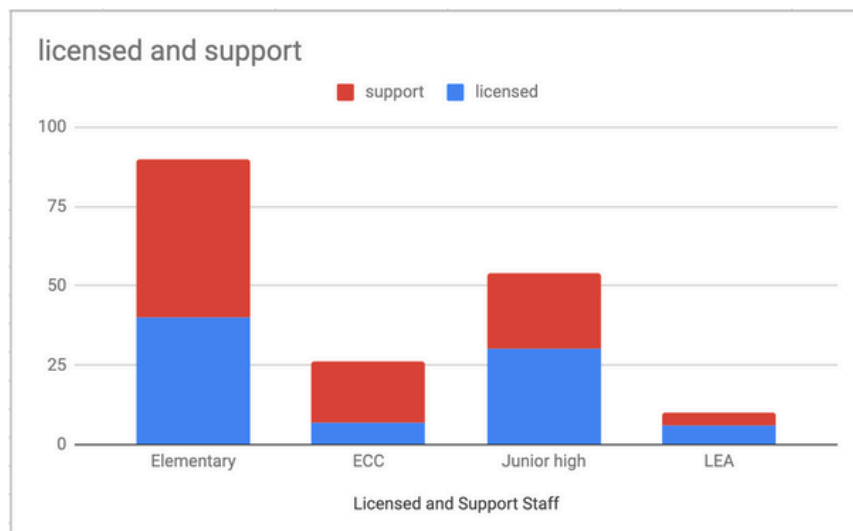
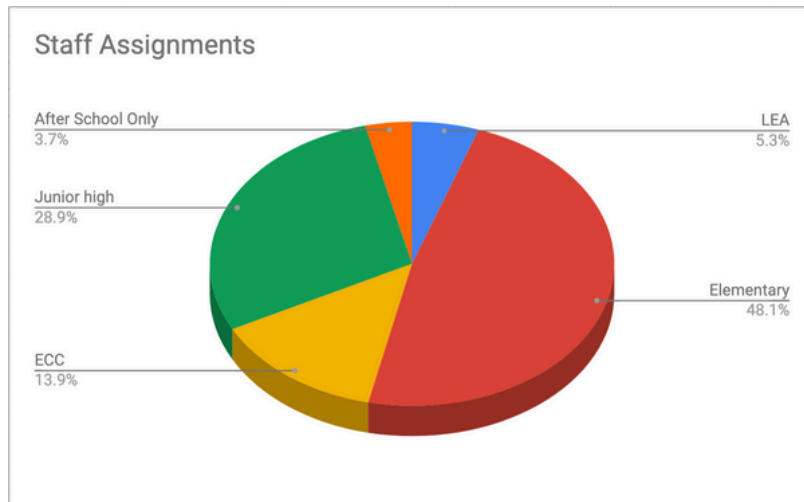
Staffing Statistics

All teachers at OPA are licensed and qualified to teach.

OPA Teacher Licenses



OPA Employees



Teacher Retention	
2018	83.00%
2019	87.00%
2020	90.00%
2021	87.14%
2022	89.47%
2023	85.54%
2024	84.21%
2025	83.54%

Staff Retention	
2018	91.00%
2019	86.00%
2020	91.00%
2021	93.51%
2022	
2023	92.50%
2024	86.67%

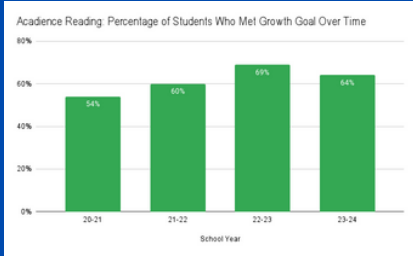
Professional Learning

- Our school-wide professional learning has been focused around using Academic Language and Discourse in the classroom.
- Much of our required Professional Learning for teachers is done asynchronously on our Staff Canvas called Party Line.
- LETRS Training - Language Essentials for Teachers of Reading and Spelling. This is training on the science of reading and research-based, structured literacy instruction. All K-3 Teachers are trained.
- Change Management - USBE has required all LEAs to participate in Change Management around Early Literacy. The focus is implementing an ELA block with essential elements.
- Foundations - we contracted with Safe and Civil Schools to provide Foundations training at the JH. The focus has been positive reinforcement of behavior.

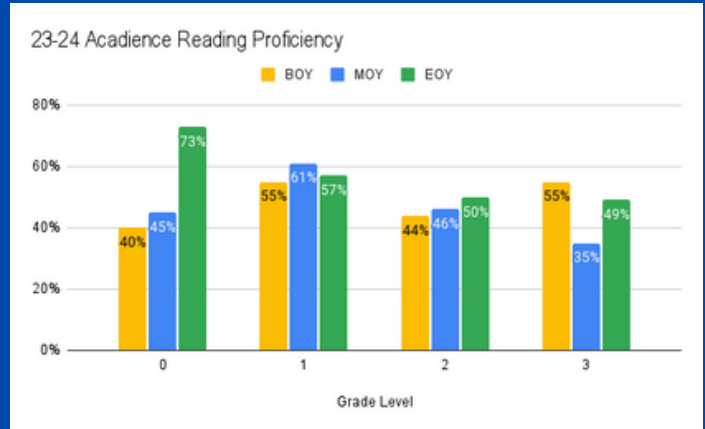
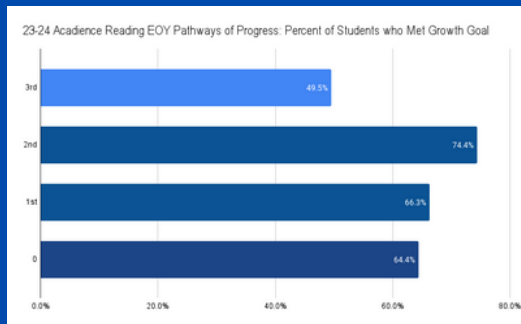
End of Year Assessments

Acadience Reading: Grades K-3

A brief, basic literacy test, given 3 times during the school year



The majority of grade levels saw growth in overall literacy proficiency from the beginning of the year.

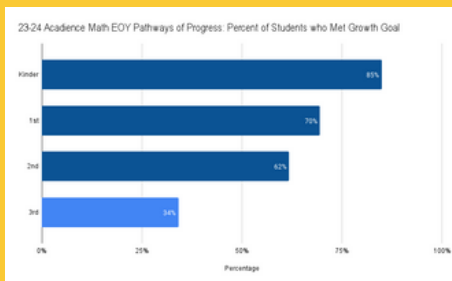


64% of all our students were able to achieve their growth goals for the year. The State goal for this is 60%, so we exceeded it by 4%.

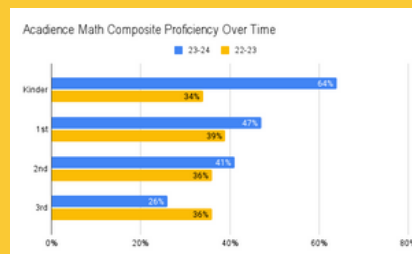
Acadience Math: Grades K-3

A brief, numeracy test, given 3 times during the school year

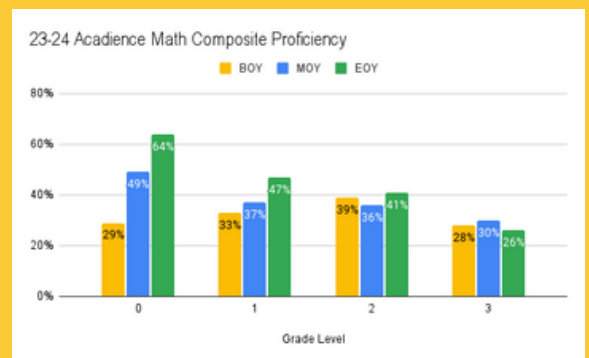
63% of all our students were able to achieve their growth goal for the year. This is 8% increase from last year!



The majority of grade levels saw growth in overall math proficiency from the beginning of the year.



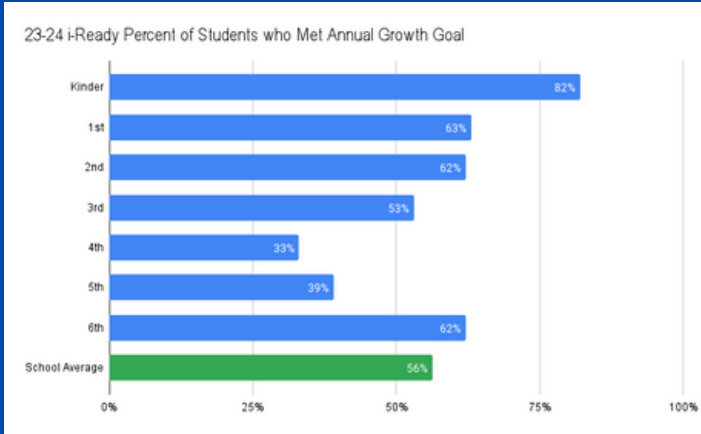
The majority of grade levels increased overall proficiency from last year.



End of Year Assessments

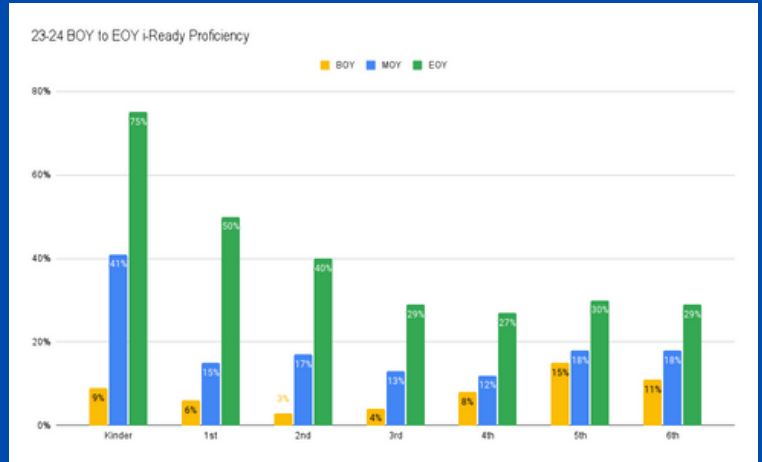
i-Ready Diagnostic: Grades K-9

A mathematic diagnostic test given 3 times during the school year



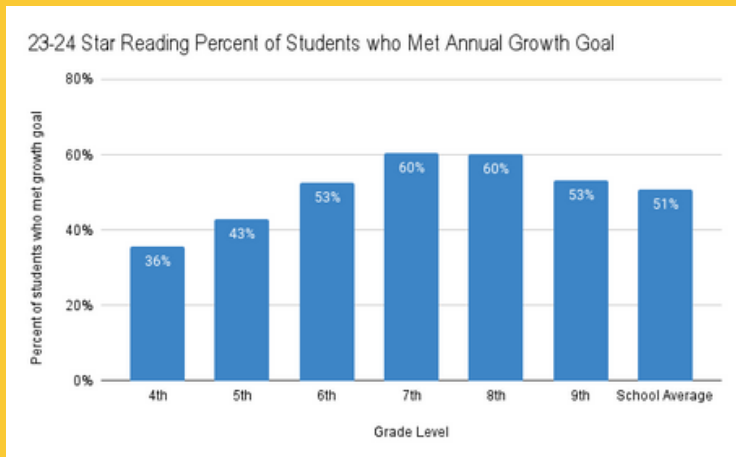
The school average of students meeting typical or better growth is 56%

All grade levels made growth from the beginning of the year.

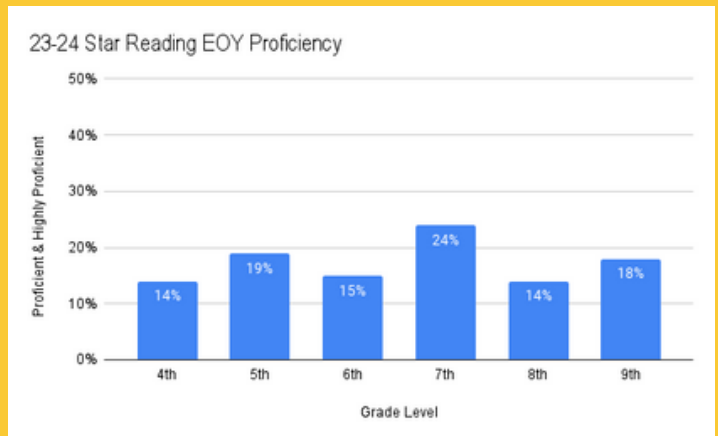


Star Reading: Grades 4-6

A brief, reading comprehension test, given 3 times during the school year



Growth Goal is 50 SGP or Higher

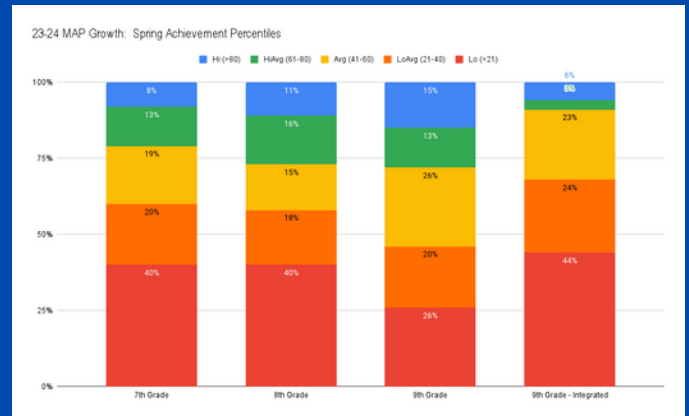
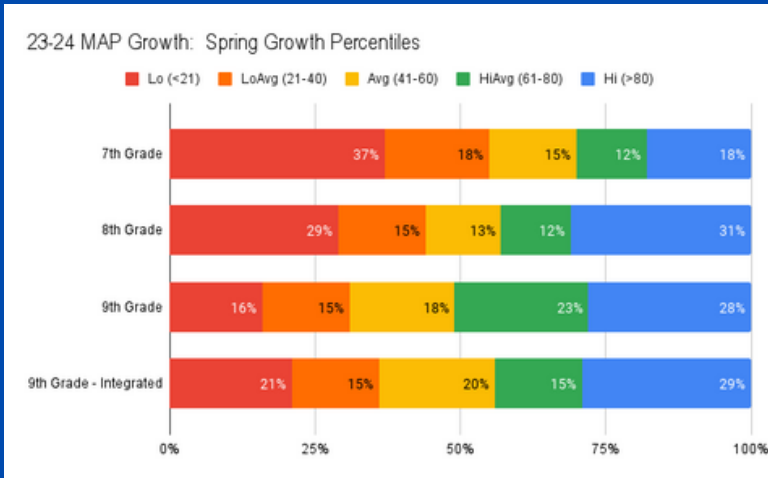


End of Year Assessments

MAP Growth: Grades 7-9

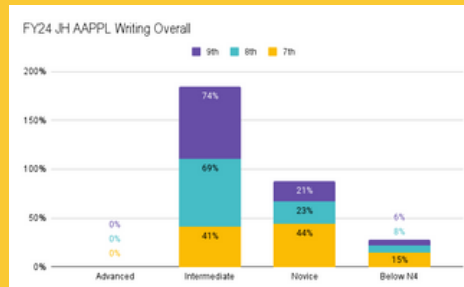
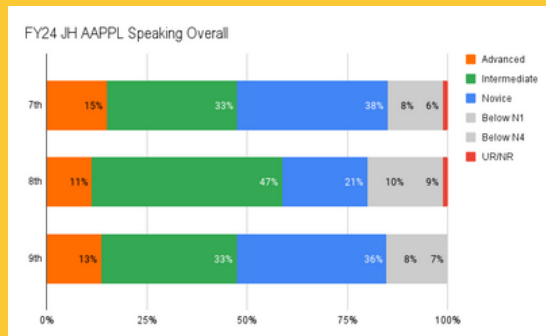
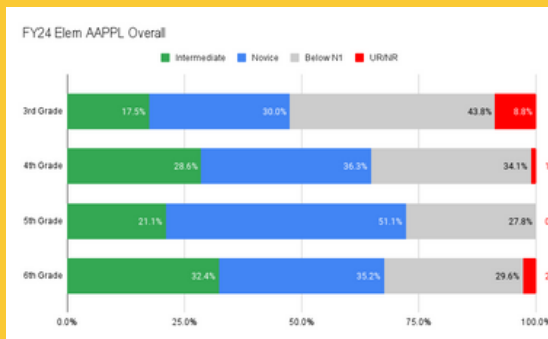
Assessment given three times a year. Used to track student progress (growth) over time in mathematics.

	Median Growth Percentile	Median Achievement Percentile
7th Grade	34th	26th
8th Grade	52nd	32nd
9th Grade	62nd	45th
9th Grade - Integrated	55th	24th



AAPPL: Grades 3-9

Assessment of proficiency in Spanish language. We use the Speaking domain, and some students take the writing domain.



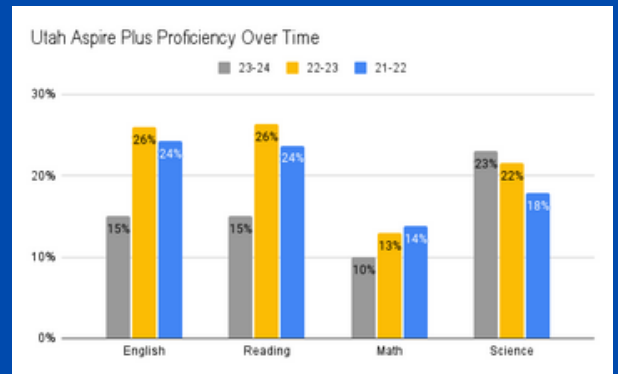
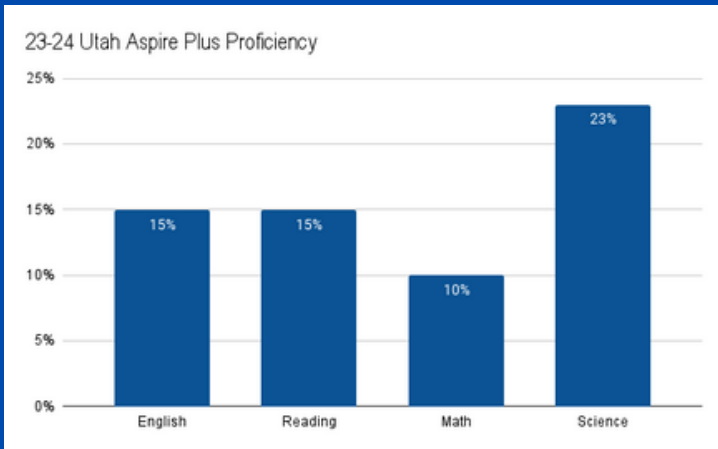
End of Year Assessments

Utah Aspire Plus: Grade 9

Spring Summative Assessment for ninth and tenth graders

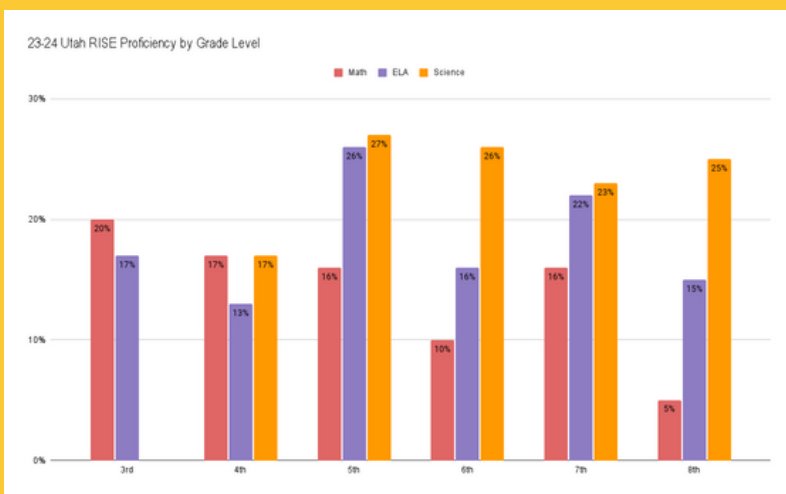
Science had the highest proficiency level this year.

ACT Composite Prediction
Students On Target
36%



Utah RISE: Grades 3-8

RISE - Readiness, Improvement, Success, Empowerment; Spring Summative Exam



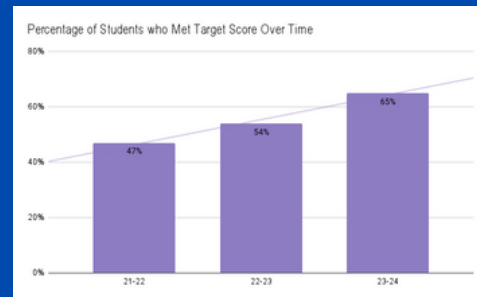
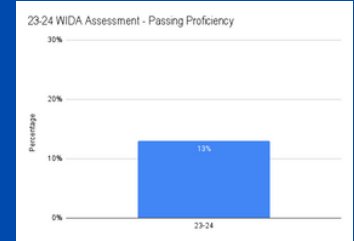
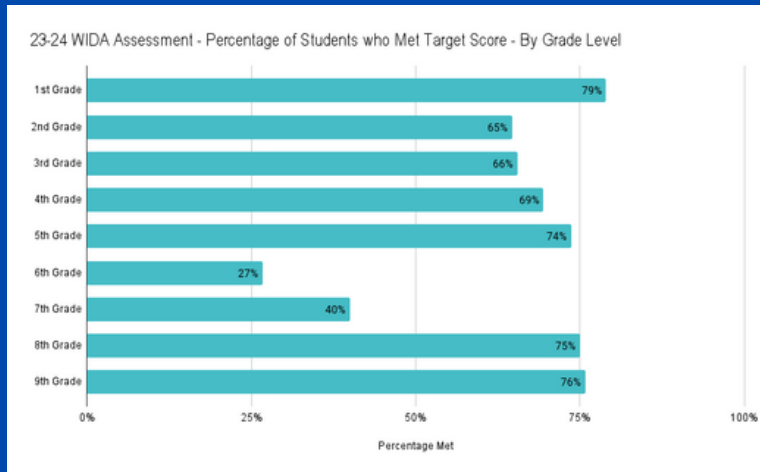
We increased overall proficiency in science by 5% from last year.

	Math	ELA	Science
2018 - 2019	26%	32%	33%
2020 - 2021	14%	20%	22%
2021 - 2022	15%	22%	21%
2022 - 2023	17%	20%	19%
2023-2024	14%	18%	24%

End of Year Assessments

WIDA ACCESS 2.0: Grades K-9

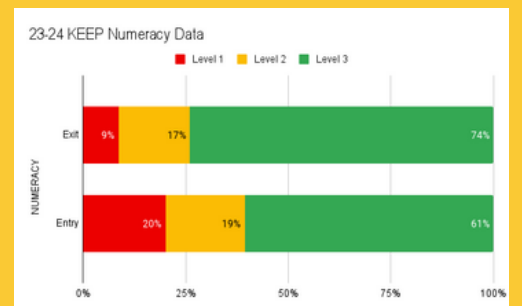
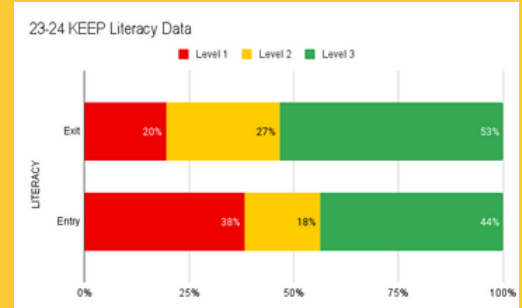
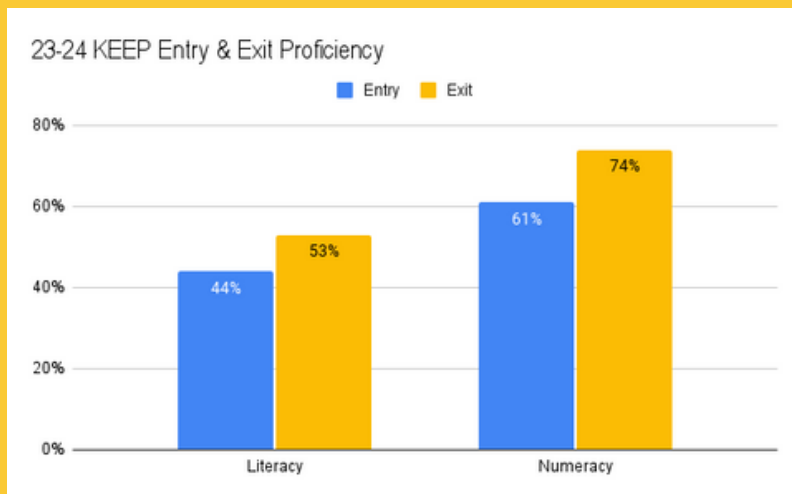
English Language Proficiency Test given to all English Language Learners.



We had an 11% increase in total students who met their target score on this year's WIDA test!

KEEP (Kindergarten Entry and Exit Profile): Grade K

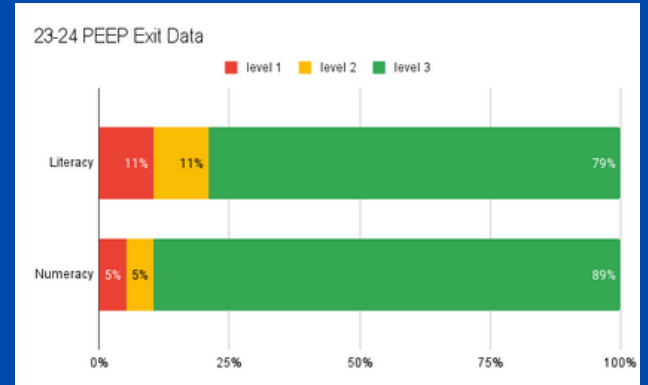
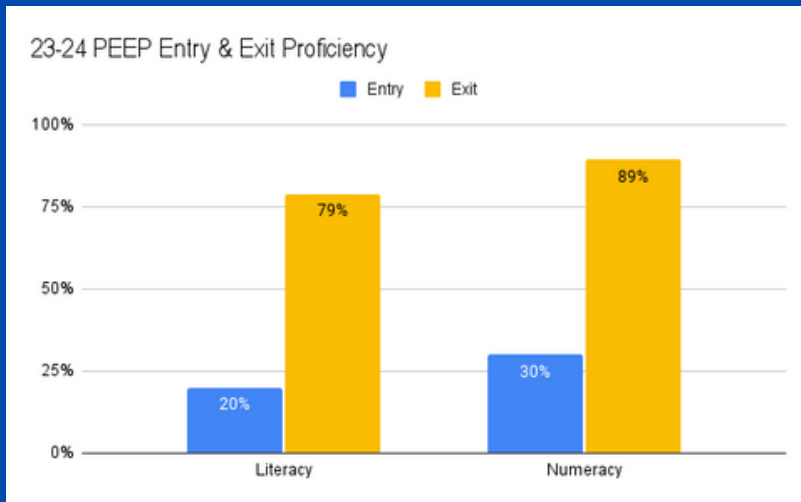
Given at the start and end of year, is used to inform academic and social-emotional development of entering and exiting kindergarteners.



End of Year Assessments

PEEP (Pre-Kindergarten Entry and Exit Profile): Grade PK

Given at the start and end of year, is used to inform academic and lifelong learning practices essential for entering and exiting pre-kindergarten students.

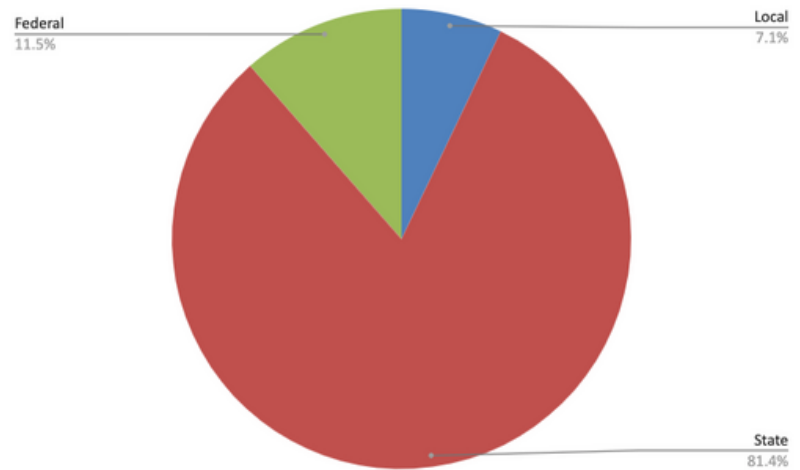


Financial Report

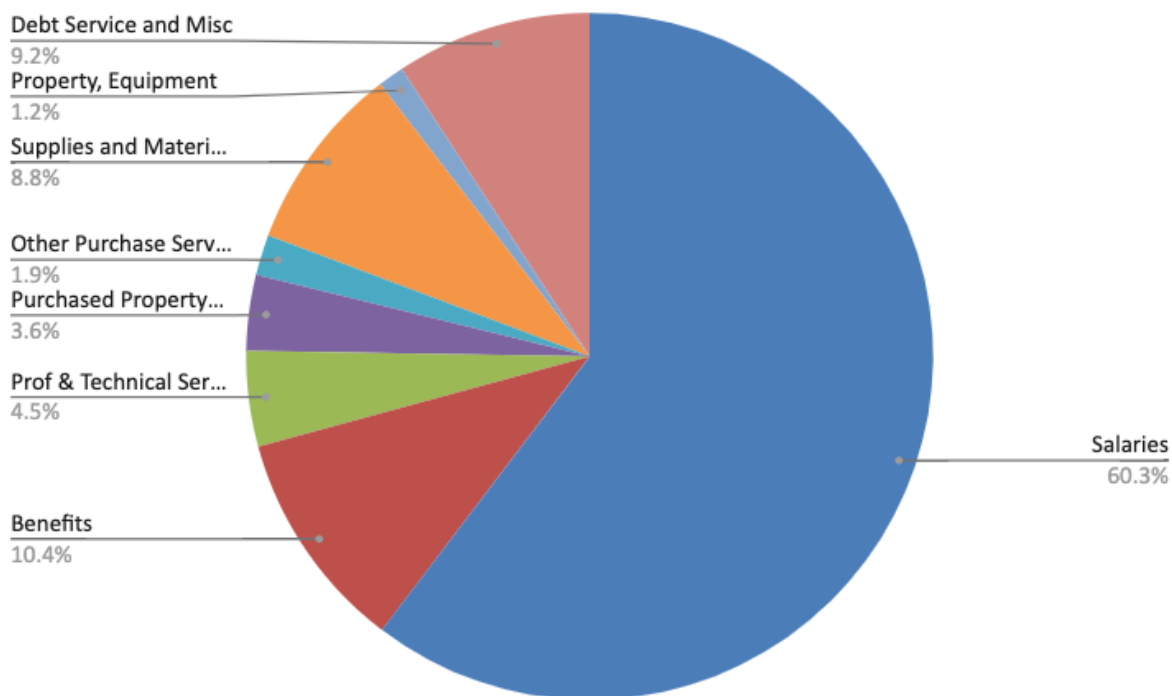
Year to Date

Financial Metrics	Goal	Current
Net Income	\$631,801	\$478,364
Operating Margin	3.55	3.49
Debt Service Ratio	1.41	1.41
Unrestricted Days Cash	100	214
% Building	<20%	9%


Revenue Distribution



Expense Distribution



Updates



Projects Include

- Completed the Early Childhood Center
- Playground updates - turf, cement...
- Smart HVAC system upgrade and trouble-shooting
- Elementary Stage Curtains installed
- LU Interactive Projectors installed in ECC Multi-purpose room and Cafeteria
- Projector, Screen, and Sound System installed in Junior High Gym
- Upgraded and installed gates in south soccer field fence.
- Fenced play area for the nursery on the East side of the Elementary
- Expanded cabinets and bookshelves in Elementary Library
- Installed cabinets and working area for ECC Cafeteria

Preventative Maintenance Completed

- Painting
- Carpet
- Building Cleaning
 - Carpets
 - Walls
 - VCT waxed

FAMILY ENGAGEMENT

- ECC Ribbon Cutting
- Fall Festival & 20th Birthday Party
- 4th Grade Space Family Night
- 6th Grade Minecraft Family Night
- College week & Family College Night
- Trunk or Treat
- Dia De Los Muertos Celebration & Art Show
- 5th Grade Polar Express Family Night
- Spanish Holiday Concert
- 3rd Grade Neon Family Night
- 2nd Grade Disney Family Night
- Kindergarten Luau Family Night
- 1st Grade Word Parade Family Night
- Family Skate Night
- O-Town Taco Showdown
- Kindergarten & Preschool Graduation
- Field Days
- AVID & LIA Graduation
- 6th Grade Promotion



FAMILY ENGAGEMENT TEAM
OGDEN PREPARATORY ACADEMY



9

Family Team Meetings Held

7

Newsletters Sent

51

Family Members signed up

Volunteer Calendar Launched

Calendar	Today	May 2024	View	Month	...
1	2	3	4	5	6
7	8	9	10	11	12
13	14	15	16	17	18
19	20	21	22	23	24
25	26	27	28	29	30
31					