

February 2023 Administrative Board Report

Events

Recent Events

1. January 13: Virtual Day, teacher data dive
2. January 16: No school
3. January 17: Quarter 3 begins
4. January 25: Family Engagement Night, 5:00-6:30pm
5. February 2: Boots and Bunker at the Elementary



Upcoming Events

Family Conferences

- Thursday, February 16, 1:00pm - 7:00pm
- Friday, February 17, 8:00am - 12:00pm

February 20: President's Day, No School

February 22: Parent Engagement Night

- Weber Morgan Health Department is presenting on adolescent brain development and how to support your teen.
- Create Better Health is presenting how to save money meal planning and grocery shopping.


March 9: Board Meeting

Elementary Signature Programs and Update

Leader in Me

Kasey Kennington, Jerri Johnson, and Marie Torres recently attended a Leader In Me Conference in Las Vegas, Nevada. They were able to tour a charter elementary which is a Leader In Me

LeaderinMe®



Junior High Signature Programs and Update

AVID

Excel student have started WIDA Access testing. We've worked hard to make this a schoolwide effort.

All 9th graders took a trip to explore options at O-Tech

LIA

Students are preparing for the leadership conference in March.

Athletics

Girls basketball season.

Expeditionary Learning

Mission to Mars students visited HAFB museum to see a rocket launch.

Teaching and Learning

All multilingual learners (ML) are beginning WIDA Access testing in both building. WIDA measures English language proficiency across four domains (speaking, listening, reading, and writing) and is a large part of our school accountability report card. Because of our schoolwide emphasis on literacy strategies across all contents, we are hoping to see gains.



Finance



PTIF (Public Treasurer's Interest Fund)

1. December 2022
2. Ending Balance: \$3,473,351.19
3. Tranfers: none
4. Interest deposited: \$11,330.14

Grants

Operations

Special Education Monitoring

OPA completed a Special Education Monitoring visit for compliance with initial timelines (Indicator 11) and transition planning for students age 14 and older (indicator 14) on January 31.

We were 100% compliant with our initial evaluation timelines!

Initial evaluations must be completed within 45 school days from the time the permission to test is signed. In addition to the timeline, state monitors look for:

- The signatures of all IEP team members
- Whether all requested testing was completed within the 45 days
- Whether all necessary forms are completed appropriately (all the right checkmarks, etc)

We were 95% compliant with our transition plans. On our prior monitoring visit, we had been 0% compliant due to the way goals were stated and for not inviting students to the meetings. Huge improvement!

On transitions, state monitors look for:

- Student involvement in the planning process (interest inventories, appropriate transition testing, student invited to the meeting)
- Appropriate courses of study laid out for the student
- Active language in goals for secondary education, postsecondary training or employment, and independent living along with the appropriate linked services laid out in the student's plan.
- A transition goal within the IEP which is linked to both academic and professional development, such as increasing time on task or increasing reading comprehension.

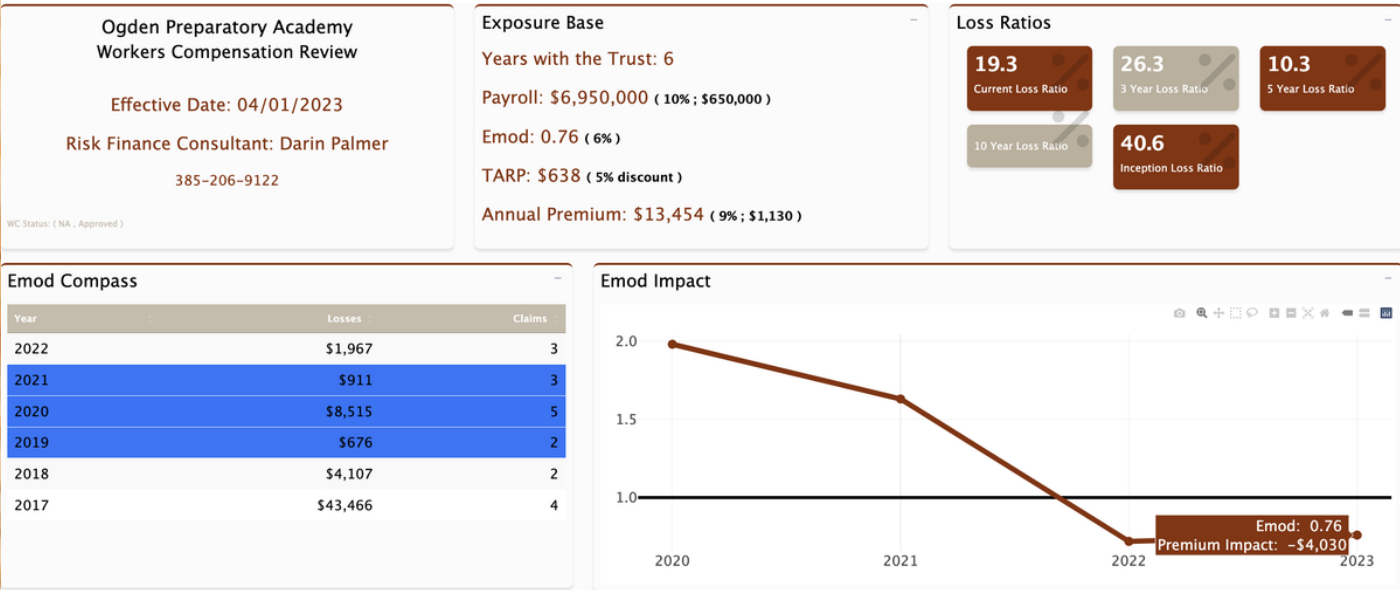
Early Childhood Center

Proposed Fee Schedule

Preschool/DayCare 7:45 am to 3:00 pm		
	Age	Monthly Fee
	0-24 months	\$1,043.00
	2 years	\$821.00
	3 years	\$757.00
	4 years	\$754.00
After School Care 3:00 pm to 5:00 pm		
	Age	Monthly Fee
	0-3 years	\$250.00
	4+ years	\$200.00
After 5:10 pm pick-up \$10/minute		

Human Resources

1. Workers Compensation review and policy renewal. Renewal date 4/1/2023 for \$13,454/year and increase of \$1,130/year due to the increase in total payroll.



Facilities



DATA

Grade	K	1	2	3	4	5	6	7	8	9	All
FY23 Feb 1	100	103	100	102	100	93	102	114	105	103	1022
FY22 Feb 1	102	93	100	107	97	99	105	104	113	103	1023
October 1	100	102	98	102	98	92	102	113	108	108	1023
Goal enrollment	100	100	100	100	100	105	105	110	110	110	1040
Lottery Pull target	105	110	110	110	110	115	115	120	120	120	1135

Enrollment
Waitlist - Current

	OGDEN PREPARATORY ACADEMY					
Grade	I	A	GWL	SWL	TWL	FWL
K	18	119	18	0	0	0
1	6	35	4	2	0	0
2	2	33	2	0	0	0
3	9	26	8	1	0	0
4	7	19	7	0	0	0
5	0	34	0	0	0	0
6	0	24	0	0	0	0
7	6	49	6	0	0	0
8	0	33	0	0	0	0
9	0	20	0	0	0	0
Totals:	48	392	45	3	0	0

Waitlist - 2023-2024

	OGDEN PREPARATORY ACADEMY					
Grade	I	A	GWL	SWL	TWL	FWL
K	63	0	27	33	3	0
1	16	0	14	2	0	0
2	2	0	2	0	0	0
3	5	0	5	0	0	0
4	8	0	7	1	0	0
5	7	0	6	1	0	0
6	5	0	5	0	0	0
7	10	0	8	2	0	0
8	3	0	3	0	0	0
9	1	0	1	0	0	0
Totals:	120	0	78	39	3	0

Preschool

There are currently 123 interested in the preschool.

Trends

Annual Withdrawals	
2017	76
2018	70
2019	58
2020	77
2021	94
2022	78
2023 To Date	

Withdrawals

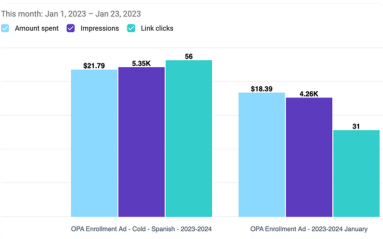
Student Retention	
2019	87.74%
2020	86.80%
2021	91.21%
2022	89.13%
2022 Charter Average	79.80%

Retention

Marketing

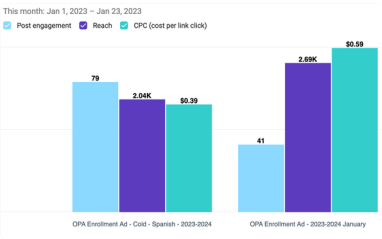
Marketing Updates

We are starting to run social media ads in Spanish for our community. These ads have done very well and we will continue to work to optimize them.



Impressions and Link clicks

Spanish advertisement ran 1 week;
English advertisement ran 4 weeks



Reach and Cost/click



Debbie Deem

Debbie is using Smore to create beautiful newsletters