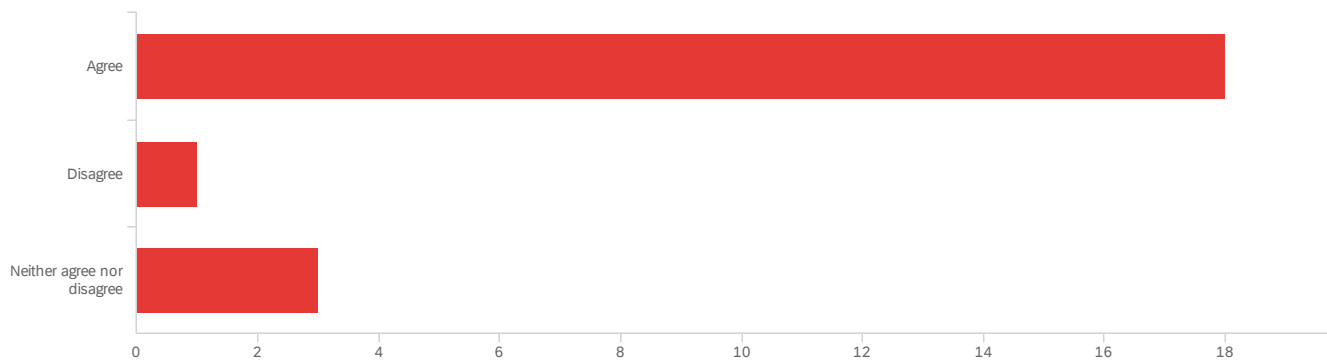


Default Report

OPA Board's Survey for Parents of Junior High Students - Spring 2022

April 11, 2022 1:59 PM MDT

Q2 - The Junior High Principal, Mrs. Lopez, has been visible in the building.

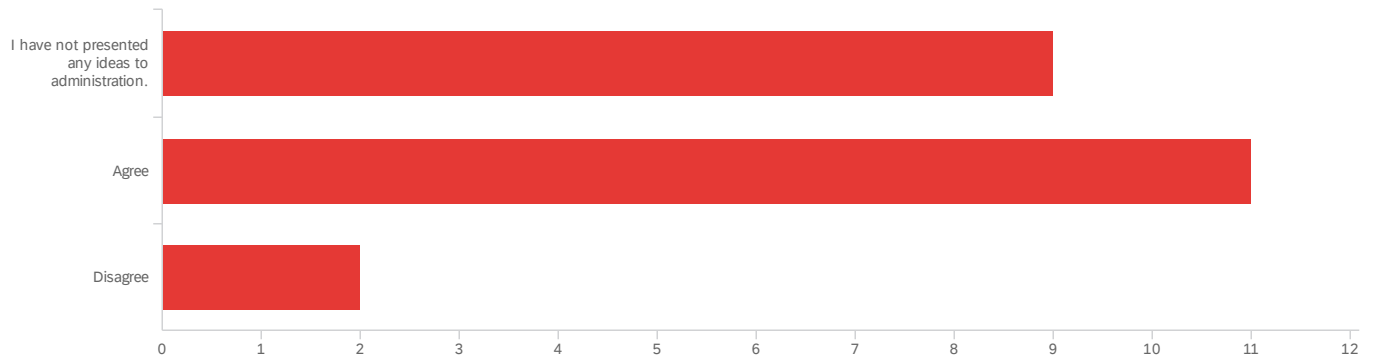


| # | Field | Minimum | Maximum | Mean | Std Deviation | Variance | Count |
|---|--|---------|---------|------|---------------|----------|-------|
| 1 | The Junior High Principal, Mrs. Lopez, has been visible in the building. | 2.00 | 4.00 | 2.32 | 0.70 | 0.49 | 22 |

| # | Field | Choice Count |
|---|----------------------------|--------------|
| 2 | Agree | 81.82% 18 |
| 3 | Disagree | 4.55% 1 |
| 4 | Neither agree nor disagree | 13.64% 3 |
| | | 22 |

Showing rows 1 - 4 of 4

Q8 - The Junior High Principal, Mrs. Lopez, has been open to ideas.

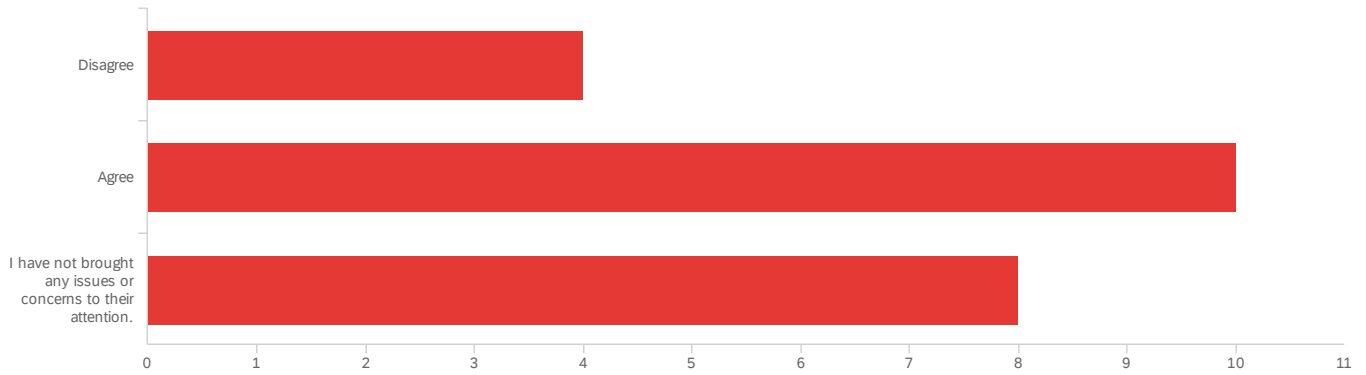


| # | Field | Minimum | Maximum | Mean | Std Deviation | Variance | Count |
|---|--|---------|---------|------|---------------|----------|-------|
| 1 | The Junior High Principal, Mrs. Lopez, has been open to ideas. | 1.00 | 3.00 | 1.68 | 0.63 | 0.40 | 22 |

| # | Field | Choice Count |
|---|---|--------------|
| 1 | I have not presented any ideas to administration. | 40.91% 9 |
| 2 | Agree | 50.00% 11 |
| 3 | Disagree | 9.09% 2 |
| | | 22 |

Showing rows 1 - 4 of 4

Q9 - The Junior High Principal, Mrs. Lopez, has worked to resolve any issues or concerns I have had.

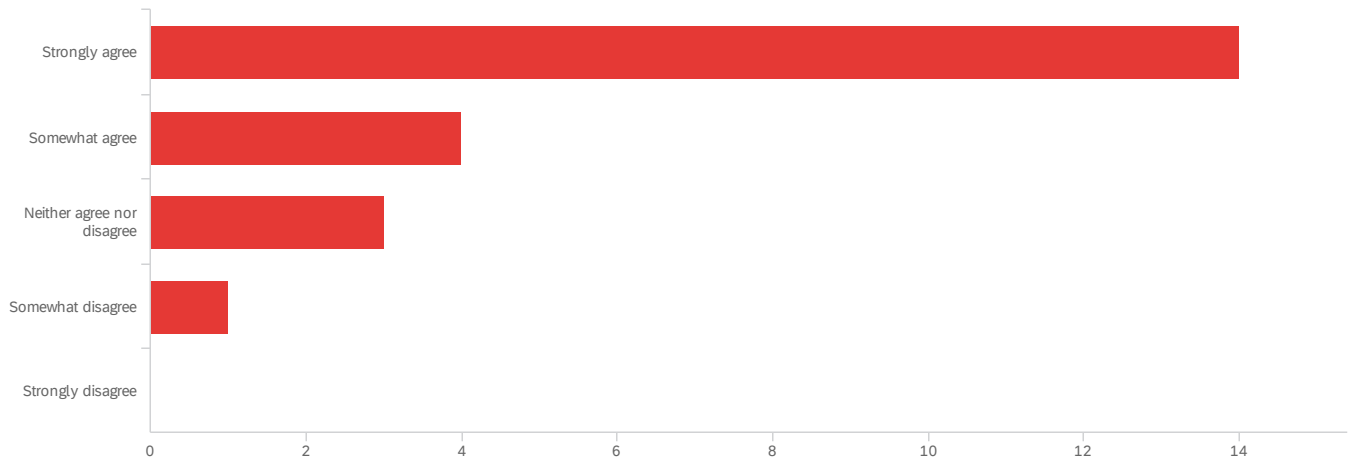


| # | Field | Minimum | Maximum | Mean | Std Deviation | Variance | Count |
|---|---|---------|---------|------|---------------|----------|-------|
| 1 | The Junior High Principal, Mrs. Lopez, has worked to resolve any issues or concerns I have had. | 1.00 | 3.00 | 2.18 | 0.72 | 0.51 | 22 |

| # | Field | Choice Count |
|---|---|--------------|
| 1 | Disagree | 18.18% 4 |
| 2 | Agree | 45.45% 10 |
| 3 | I have not brought any issues or concerns to their attention. | 36.36% 8 |
| | | 22 |

Showing rows 1 - 4 of 4

Q12 - I feel valued and welcomed when I enter the school.



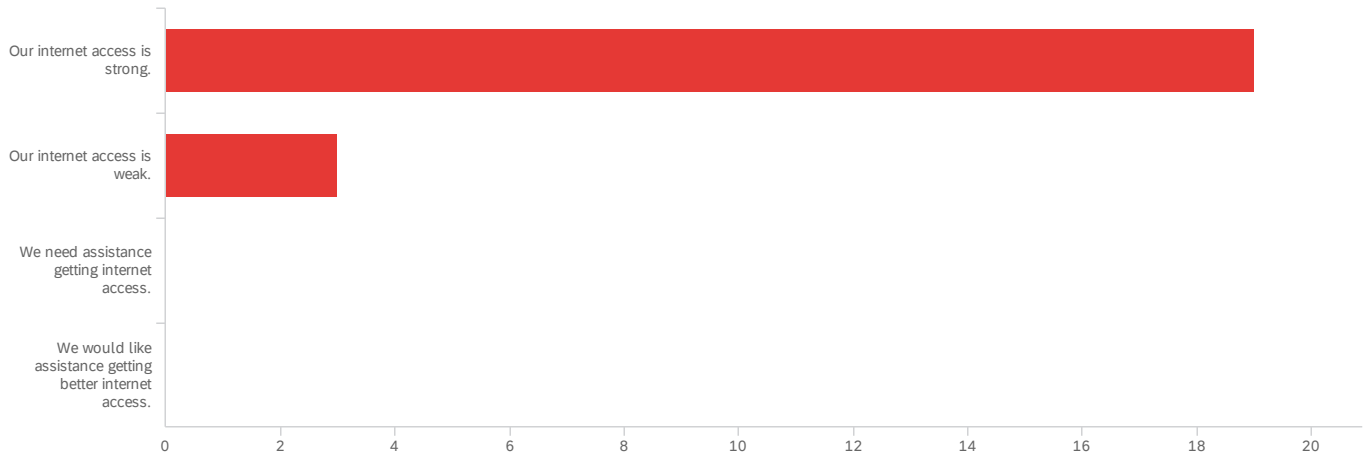
| # | Field | Minimum | Maximum | Mean | Std Deviation | Variance | Count |
|---|---|---------|---------|------|---------------|----------|-------|
| 1 | I feel valued and welcomed when I enter the school. | 4.00 | 7.00 | 4.59 | 0.89 | 0.79 | 22 |

| # | Field | Choice Count |
|---|----------------------------|--------------|
| 4 | Strongly agree | 63.64% 14 |
| 5 | Somewhat agree | 18.18% 4 |
| 6 | Neither agree nor disagree | 13.64% 3 |
| 7 | Somewhat disagree | 4.55% 1 |
| 8 | Strongly disagree | 0.00% 0 |
| | | 22 |

Showing rows 1 - 6 of 6

Q26 - With 1:1 devices for students, it is important for families to have internet access at

home. Please choose the best choice(s) to describe your family's internet situation.

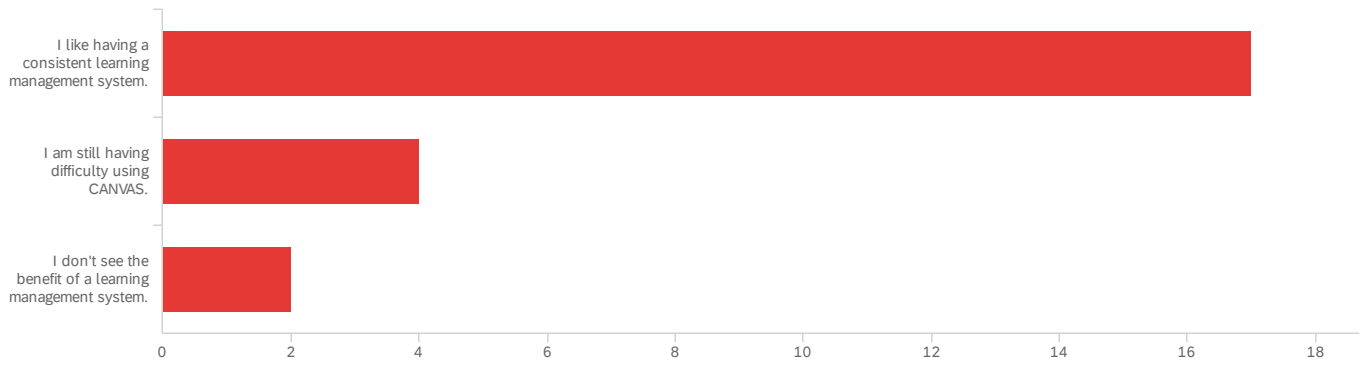


| # | Field | Choice Count |
|---|--|--------------|
| 1 | Our internet access is strong. | 86.36% 19 |
| 2 | Our internet access is weak. | 13.64% 3 |
| 3 | We need assistance getting internet access. | 0.00% 0 |
| 4 | We would like assistance getting better internet access. | 0.00% 0 |

22

Showing rows 1 - 5 of 5

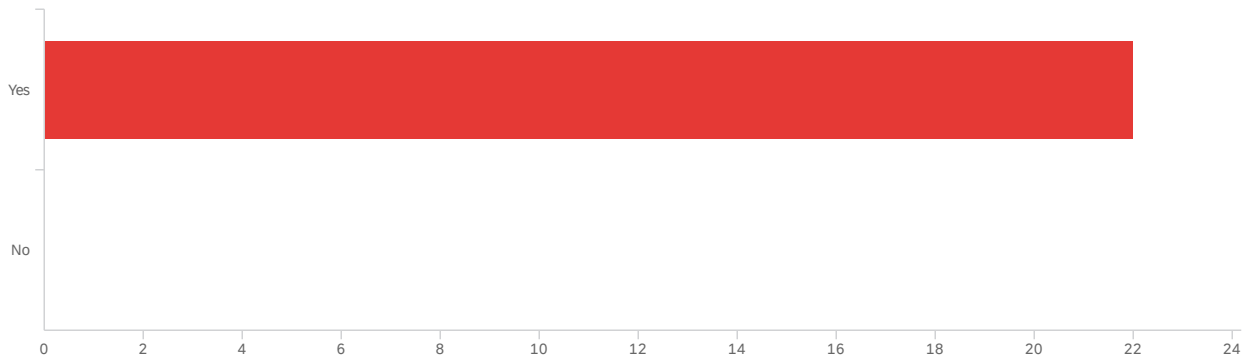
Q18 - CANVAS is the learning management system for OPA. Please select all that apply.



| # | Field | Choice Count |
|---|--|--------------|
| 1 | I like having a consistent learning management system. | 73.91% 17 |
| 2 | I am still having difficulty using CANVAS. | 17.39% 4 |
| 3 | I don't see the benefit of a learning management system. | 8.70% 2 |
| | | 23 |

Showing rows 1 - 4 of 4

Q20 - I know how to access my student's account in Aspire.



| # | Field | Minimum | Maximum | Mean | Std Deviation | Variance | Count |
|---|--|---------|---------|-------|---------------|----------|-------|
| 1 | I know how to access my student's account in Aspire. | 21.00 | 21.00 | 21.00 | 0.00 | 0.00 | 22 |

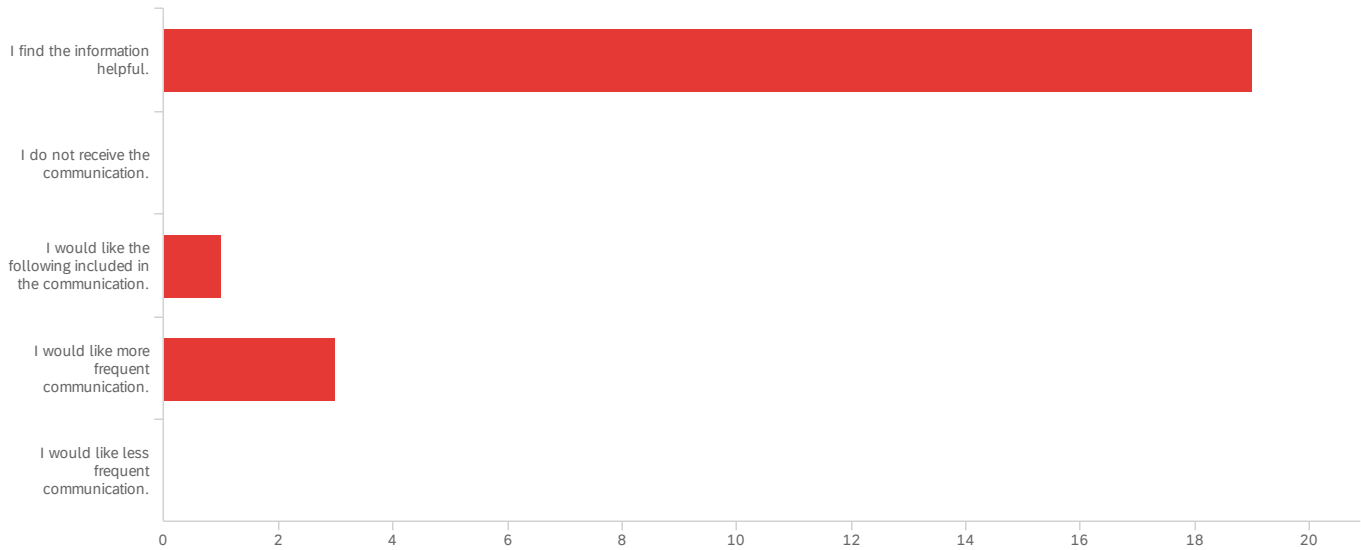
| # | Field | Choice Count |
|----|-------|--------------|
| 21 | Yes | 100.00% 22 |
| 22 | No | 0.00% 0 |

22

Showing rows 1 - 3 of 3

Q21 - The OPA Principals send out a weekly communication. Please give us feedback

regarding this communication. Select all that apply.



| # | Field | Choice Count |
|---|---|--------------|
| 1 | I find the information helpful. | 82.61% 19 |
| 2 | I do not receive the communication. | 0.00% 0 |
| 3 | I would like the following included in the communication. | 4.35% 1 |
| 4 | I would like more frequent communication. | 13.04% 3 |
| 5 | I would like less frequent communication. | 0.00% 0 |
| | | 23 |

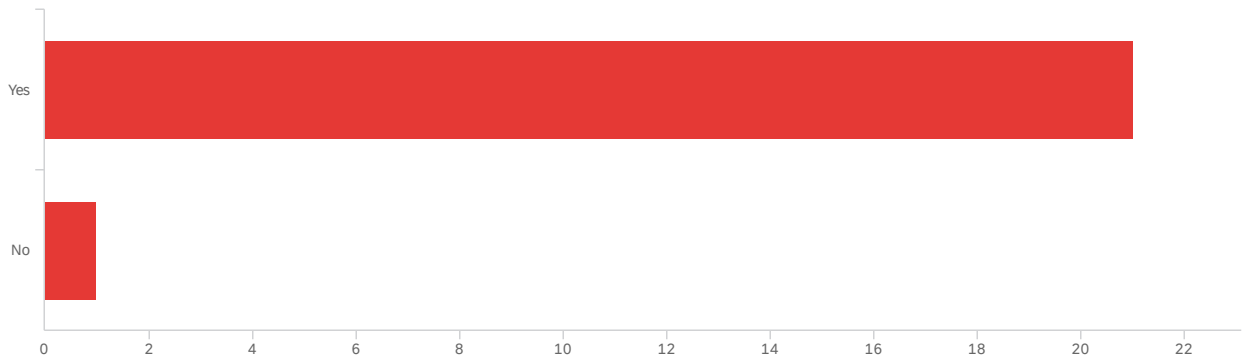
Showing rows 1 - 6 of 6

Q21_3_TEXT - I would like the following included in the communication.

I would like the following included in the communication.

Policy or rules updates. Safety drills that are done and when. Updates about any major situations that happen at the school.

Q22 - I have visited the school website, ogdenprep.org.



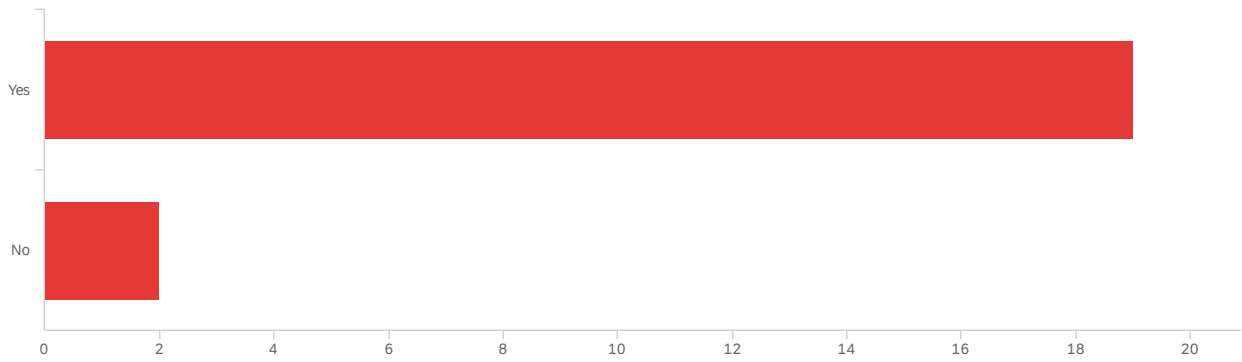
| # | Field | Minimum | Maximum | Mean | Std Deviation | Variance | Count |
|---|---|---------|---------|-------|---------------|----------|-------|
| 1 | I have visited the school website, ogdenprep.org. | 21.00 | 22.00 | 21.05 | 0.21 | 0.04 | 22 |

| # | Field | Choice Count |
|----|-------|--------------|
| 21 | Yes | 95.45% 21 |
| 22 | No | 4.55% 1 |

22

Showing rows 1 - 3 of 3

Q23 - I was able to find what I was looking for on the website.



| # | Field | Minimum | Maximum | Mean | Std Deviation | Variance | Count |
|---|---|---------|---------|------|---------------|----------|-------|
| 1 | I was able to find what I was looking for on the website. | 1.00 | 2.00 | 1.10 | 0.29 | 0.09 | 21 |

| # | Field | Choice Count |
|---|-------|--------------|
| 1 | Yes | 90.48% 19 |
| 2 | No | 9.52% 2 |

21

Showing rows 1 - 3 of 3

Q24 - I would like the following added to the website.

I would like the following added to the website.

More obvious link to pay fees

School calendar

Updated calendar and weather updates as needed with snow

End of Report