



Attendance Initiative for the 24-25 School Year

Priority Focus on Chronic Absenteeism



Camino
Nuevo
Charter
Academy

Jeannette Sandoval
Director of Student Experience

August 13, 2024





Vision

Strengthen family partnerships in support of all of our students attending school on a consistent basis.

Provide a comprehensive blueprint to include a *community call to action* as we tackle this pressing need for increased attendance across the network.

We all own our students' success.





Average Daily Attendance (ADA)

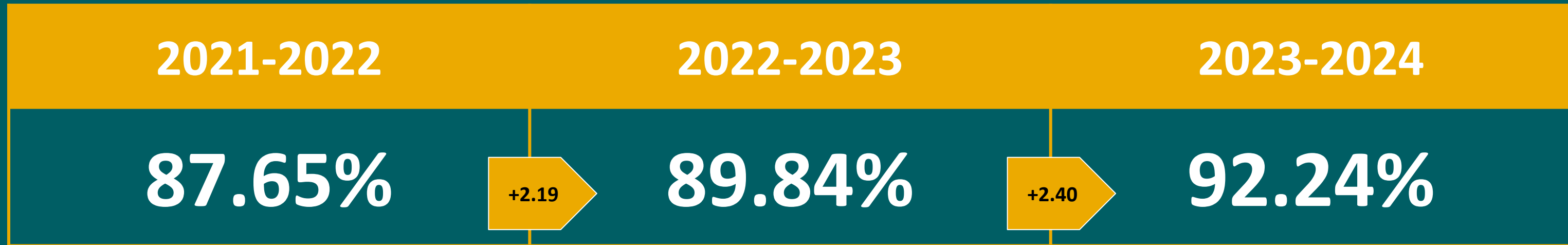
Quarter 1	Quarter 2	Quarter 3	Quarter 4
8/8 - 10/6/23	10/9 - 12/15/23	1/9- 3/22/24	3/25-6/7/2024

Month	BUR	CAS	CIS	DAL	EIS	KAY
Q1	95.51%	91.65%	92.27%	93.23%	93.58%	92.69%
Q2	94.96%	90.66%	90.45%	92.92%	92.17%	92.23%
Q3	93.74%	90.00%	90.43%	91.81%	90.85%	91.08%
Q4	94.05%	91.94%	92.25%	92.23%	92.23%	92.44%

Org-Wide Historical ADA Data



Camino
Nuevo
Charter
Academy



2024-2025

94% ADA Goal for our CNCA
Organization

Summer Planning

- **Network-wide Attendance Meetings**
 - Media Kit
 - ADA Success Checklist
 - Attendance Ambassador Program
- **Outreach and Communication**
 - Student Check-ins
 - Parent Phone Calls
- **CII Partnership**
 - Summer Outreach (Post Cards)
 - *Chronic Absenteeism**

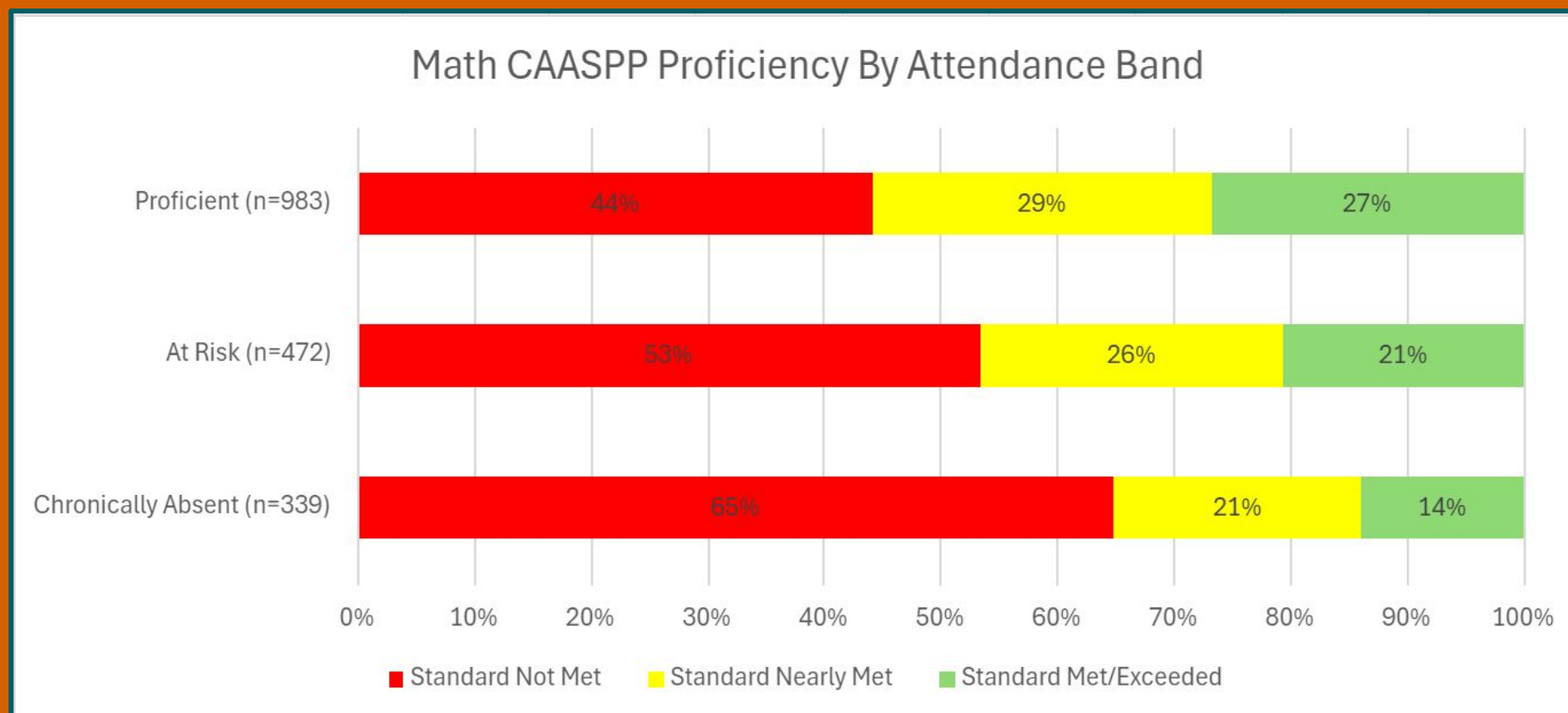
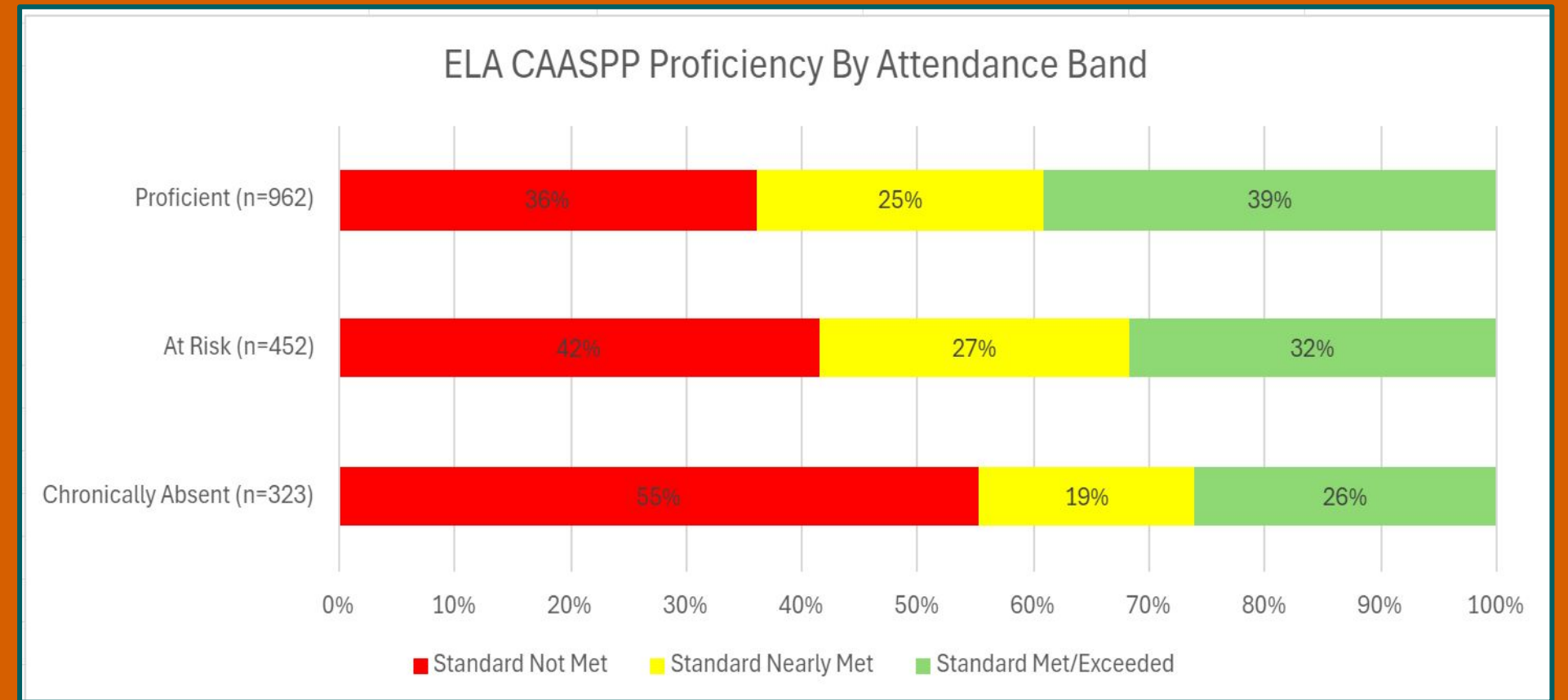


Chronic Absenteeism Across Our CNCA Network

School Site	23-24 Budget Target	# of Students Enrolled	# of Students Chronically Absent	Percentage of Students Chronically Absent
BUR	602	602	76	12.62%
DAL	508	485	94	19.38%
EIS	270	271	65	23.99%
KAY	704	690	174	25.22%
CAS	467	460	132	28.70%
CIS	510	507	150	29.59%



The Urgent Case for Focusing on Chronic Absenteeism



What We Noticed:

- Students who are chronically absent are less likely to meet or exceed standards.





Our Goal for Chronic Absenteeism Across CNCA

28-29SY

Our Community Schools Grants Goal for the 28-29 SY is to have *less than 15%* Overall Chronic Absenteeism

24-25SY

This year, our goal is to decrease Chronic Absenteeism by 3.25% to ensure we have *less than 20%* Overall Chronic Absenteeism across our network.

23-24SY

Last year, we had an *average of 23.25%* Overall Chronic Absenteeism across our network.



Our Plan to Address Chronic Absenteeism

- Semester 1
 - We will continue to pull daily ADA as well as monthly chronic absenteeism data.
 - We will continue to make this visible on our LL team thread as well as to all the Attendance Team Members across the network.
 - School Attendance Teams will be given a monthly “Checklist” for ADA Success.
 - Attendance Teams will be invited to a network-wide Attendance Huddle monthly to align (this includes some CII, APSS, FSC, Registrars, & other school staff).
 - This data will also be highlighted in Parent Square as well as in Parent-facing meetings.
 - Attendance Ambassador Program (to include HSO staff)



Questions

