



Chief Academic Officer Update

OCTOBER 11, 2022

CNCA BOARD OF DIRECTORS

Updates include:

- ❖ Engagement Priority Updates
- ❖ Special Education Updates

22-23 Organizational Priorities

REMINDER



22-23 Priorities

Areas of Growth

These areas of growth are our priorities for the 2022-2023 school year


- Data Driven Decision Making
- Student Intellectual Engagement
- Building Belonging through Bridging



Intellectual Engagement

IMPLEMENTATION

All teachers, instructional leaders and related HSO Departments engage in data driven adult learning cycles to increase student intellectual engagement.

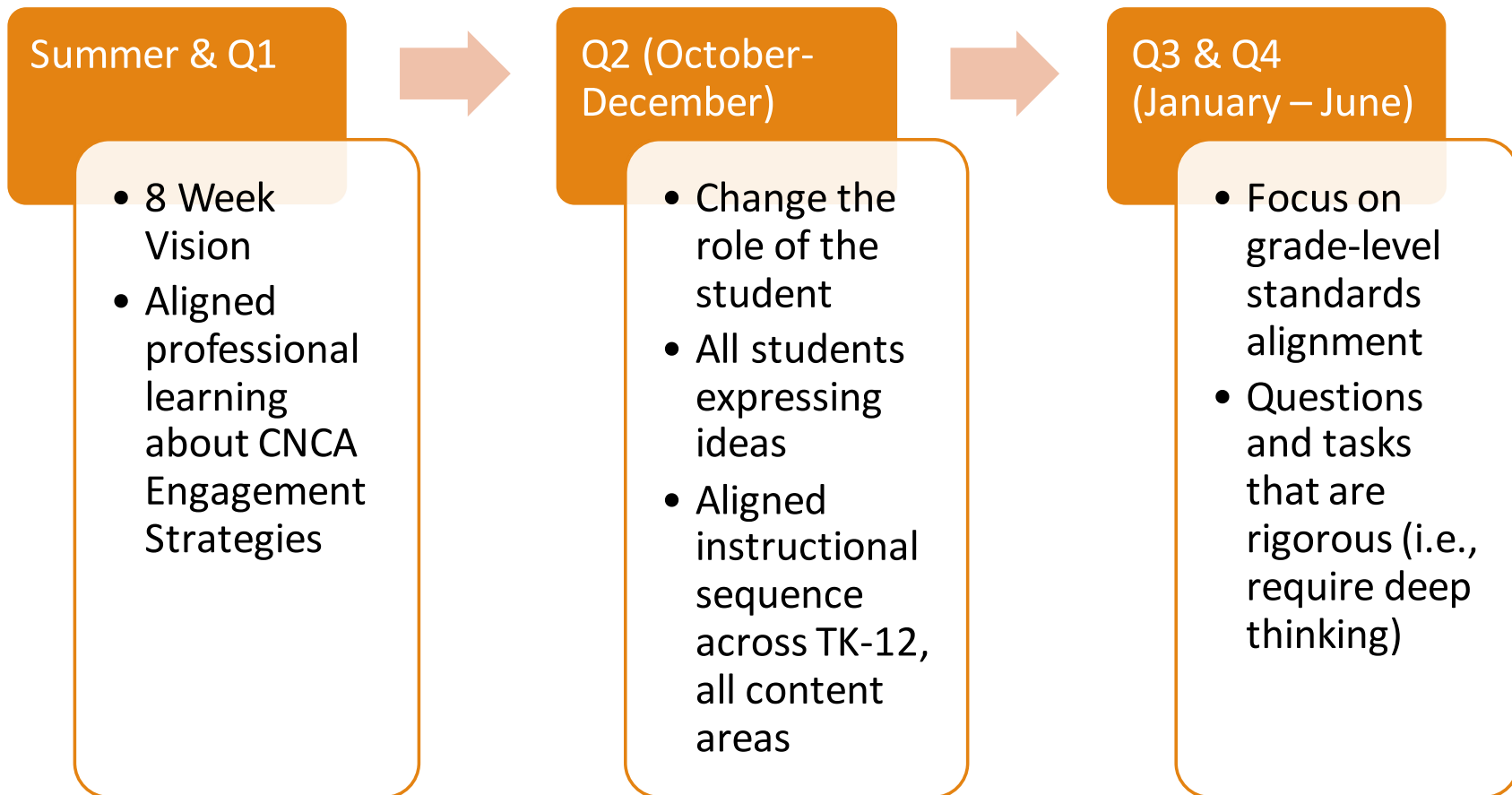


End of Year Goals

- Achieving a **10-percentage point** increase in SBAC ELA (to 46%) and an **8-percentage point** increase in SBAC Math (to 30%)
- By Q4, 80% of classroom observations demonstrate that 90%+ students are intellectually engaged in challenging content that is aligned to grade-level standards



How do we get there?



8 Week Vision

SHARING OUR PROGRESS



Hattie's 2018 updated list of factors related to student achievement: 252 influences and effect sizes (Cohen's d)

Source: J. Hattie (December 2017) visiblelearningplus.com
 Diagram: S. Waack (2018) visible-learning.org

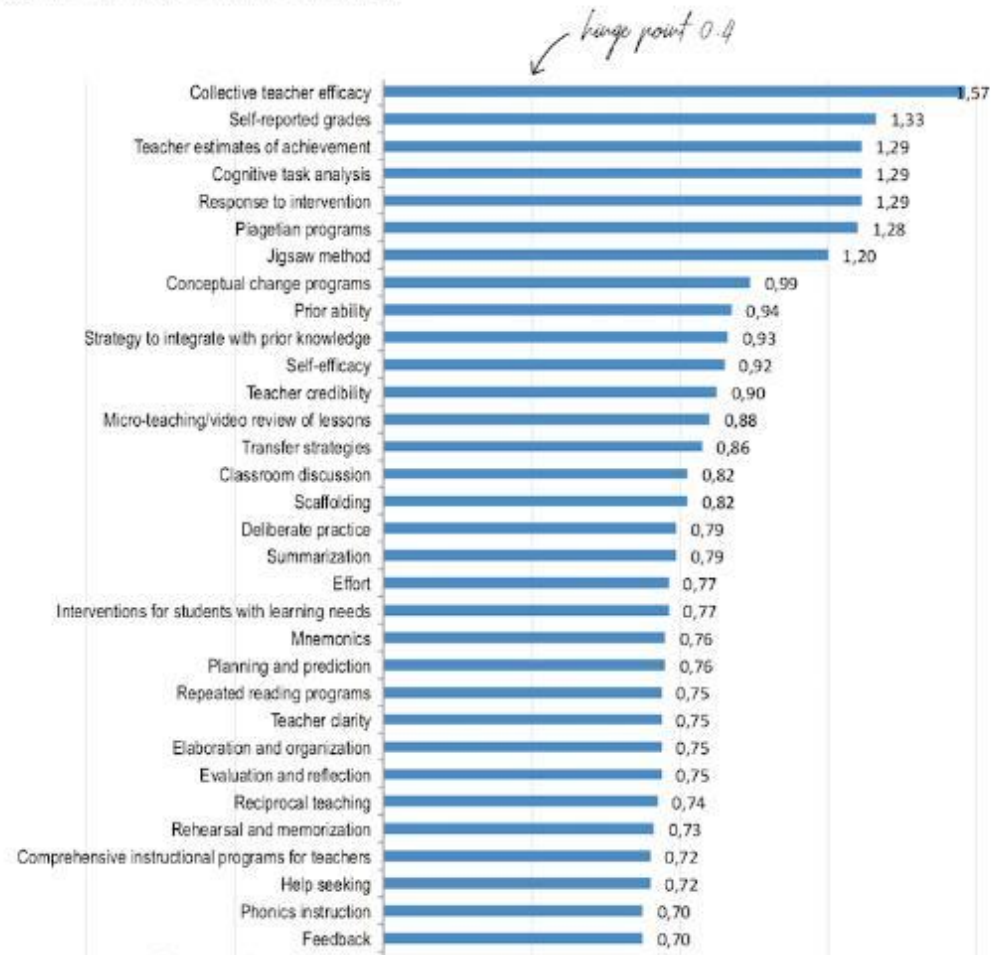


FIGURE 2 DIFFERENCE IN ACHIEVEMENT GROWTH BETWEEN BEST (TOP QUARTILE) AND WORST (BOTTOM QUARTILE) CLASSROOMS

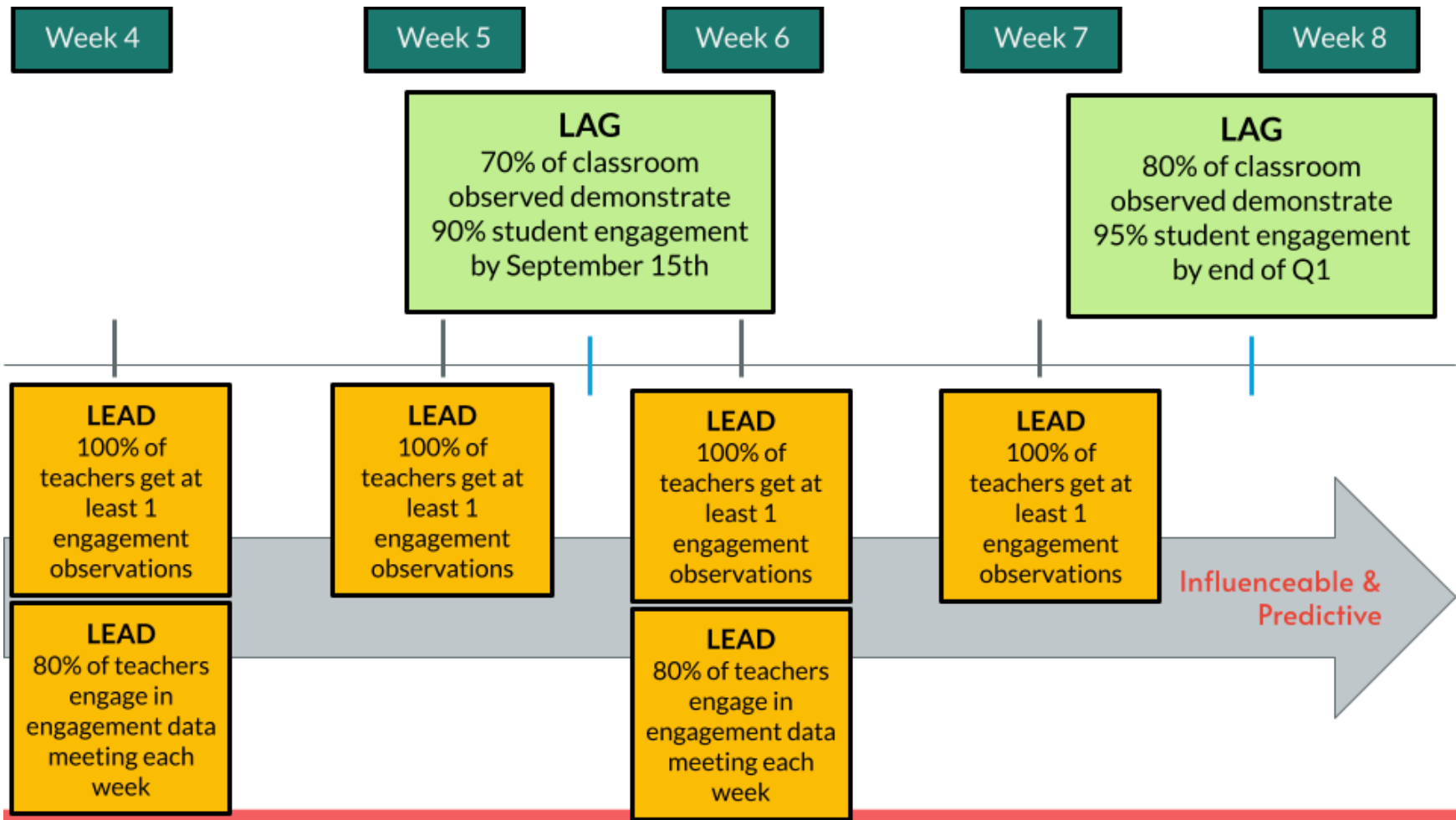
The four key resources benefit all students...

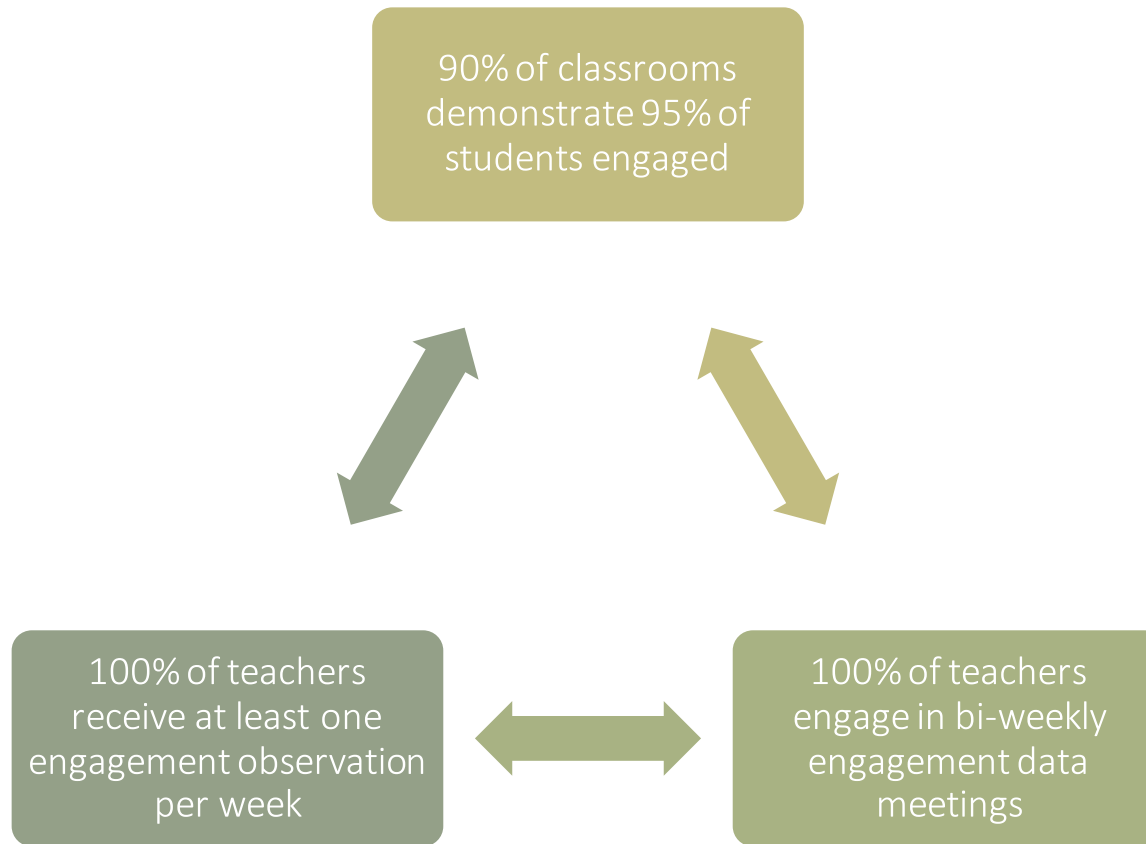


- ***Increases in student learning occur only as a consequence of improvements in the level of content, teachers' knowledge and skill, and student engagement.***
- “There are only three ways to improve student learning at scale. The first is to increase the level of knowledge and skill that the teacher brings to the instructional process. The second is to increase the level and complexity of the content that students are asked to learn. **And the third is to change the role of the student in the instructional process.** That's it. If you are not doing one of these three things, you are not improving instruction and learning.”
- City, et. al., *Instructional Rounds in Education*, p. 24

- “Talent Masters **develop precision of observation**...Talent Masters do not resort to vague cliches to assess talent. Instead, they study the behavior, actions, and decisions of individuals and link these to actual performance. **Their observations are rigorous, specific, and nuanced.**”

- from *The Talent Masters: Why Smart People Put People before Numbers*





Intellectual Engagement

Our Strategic Bet for Quarter 1



Aligned around 8 key teacher engagement strategies



Engaged in 4 collaborative calibration engagement walkthroughs per site




School leaders provided regular written, coaching and real-time feedback



HSO shared and reviewed observation and engagement data weekly through engagement scoreboards



School leaders shared engagement data with teachers through coaching and engagement data meetings



Sites used engagement data to adjust course of action, professional development, and strategy

	% of Classrooms Meeting 95% Engagement Goal
Burlington	59.00%
Kayne Siart	51.00%
Cisneros	49.00%
Eisner	48.00%
Dalzell Lance	43.00%
Castellanos	19.00%
Overall	44.83%

Site	% of Teachers with Engagement Observation
Castellanos	94.00%
Eisner	92.00%
Kayne Siart	90.38%
Cisneros	89.00%
Burlington	83.00%
Dalzell Lance	46.00%
Overall	82.40%

8 Week Vision Recap

Site	Weekly Median Engagement
Eisner	92.00%
Dalzell Lance	92.00%
Burlington	90.00%
Kayne Siart	89.00%
Cisneros	88.00%
Castellanos	78.00%
Overall	88.17%

8 Week Vision Recap

Engagement Improvement Across First 8 Weeks		
Site	Change in Median Engagement Across First 8 Weeks	Change in % Teachers Meeting 95% Engagement Goal
Burlington	6.00%	32.00%
Cisneros	5.00%	23.00%
Dalzell Lance	3.00%	2.00%
Kayne Siart	5.26%	1.13%
Castellanos	6.00%	1.00%
Eisner	-2.00%	-7.00%

8 Week Vision Recap

Analysis & Bright Spots



Data Transparency Impacts Growth

Sites where data is shared more openly and frequently have seen greater increases in engagement
Bur, Cas, Cis leaned into data transparency by sharing data in PD, coaching, and PLCs



Tightening the Loop of Observation to Feedback

All sites began to more frequently engage in **real-time feedback** starting in 5 week. This corresponds with an **uptick** in student engagement

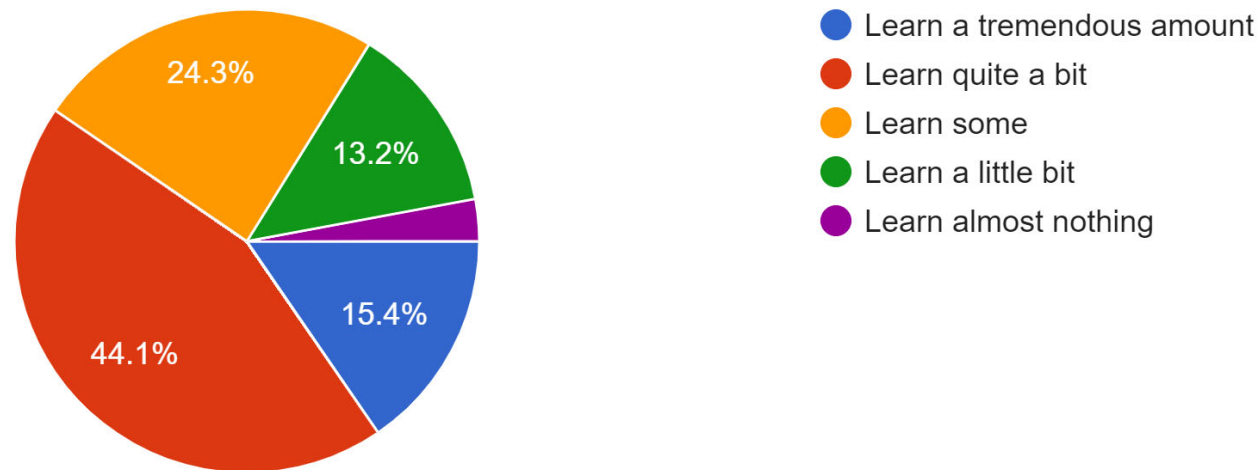


Brutal Facts Hurt But Help

Capturing and reviewing engagement data has been difficult and required significant adaptive change
Based on survey data, teachers are expressing increased favorably relating to their professional growth and learning

Overall, how much do you learn about teaching from the leaders at your school?

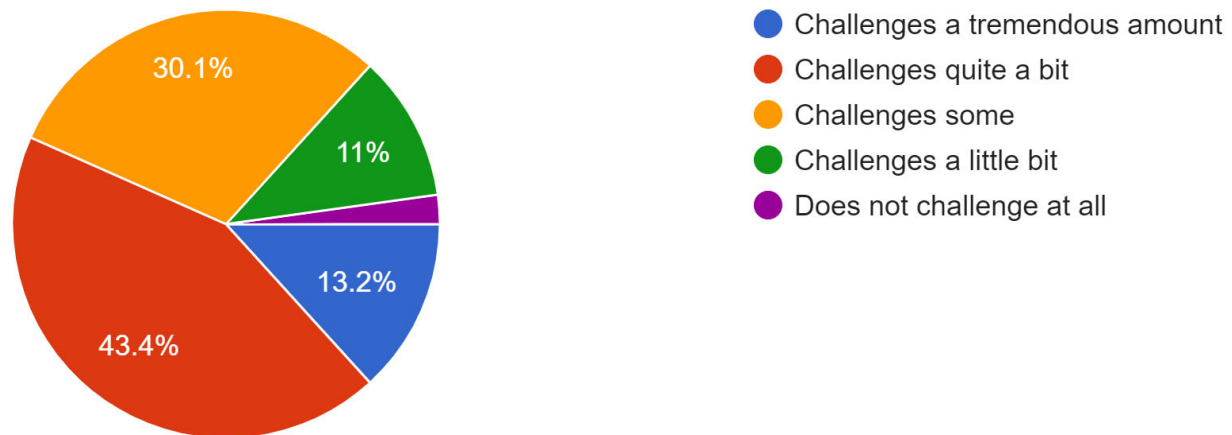
136 responses



**Increase in favorable responses of 13
points
from Spring 2022**

To what extent does the professional adult learning community (coaching, PD, PLCs, Cross-site PLCs, Data Days, etc.) challenge you to be a more effective, reflective teacher?

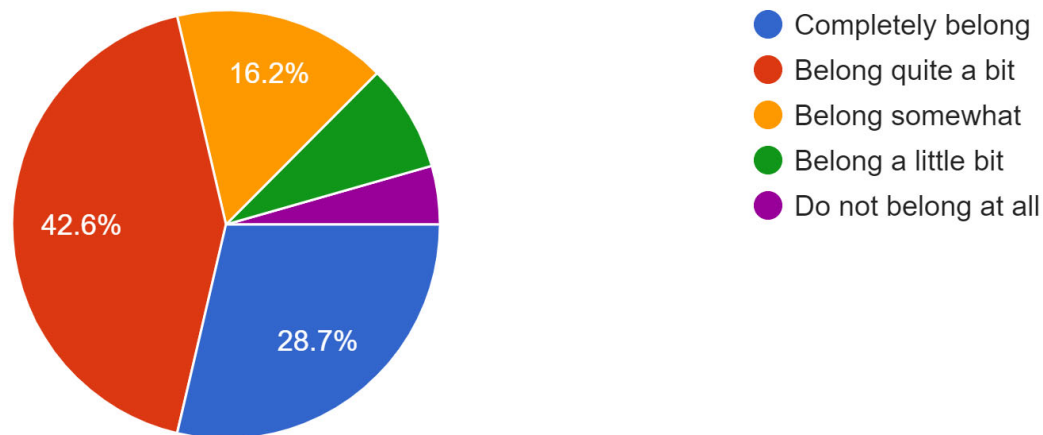
136 responses



**Increase in favorable responses of 4
points
from Spring 2022**

To what extent do you feel like you belong in your work place?

136 responses



**Increase in favorable responses of 2
points
from Spring 2022**

Special Education Updates



Overdue IEPs

School	IEPs overdue as of August 29	IEPS overdue as identified as of October 3, 2022 per the 200 report
CNCA HS 2 DALZELL	5	4
CNCA ES 3	4	3
CNCA 2 KAYNE SIART	9	17
CNCA 4 CISNEROS	0	5
CNCA 1 BURLINGTON	18	1

Service Records

School	Services in Tiers 4-6 as of August 29	Services in Tiers 4-6 as of October 3
CNCA HS 2 DALZELL	114	69
CNCA ES 3	140	120
CNCA 2 KAYNE SIART	193	182
CNCA 4 CISNEROS	74	156
CNCA 1 BURLINGTON	94	92