



Chief Academic Officer Update

AUGUST 16, 2022

CNCA BOARD OF DIRECTORS

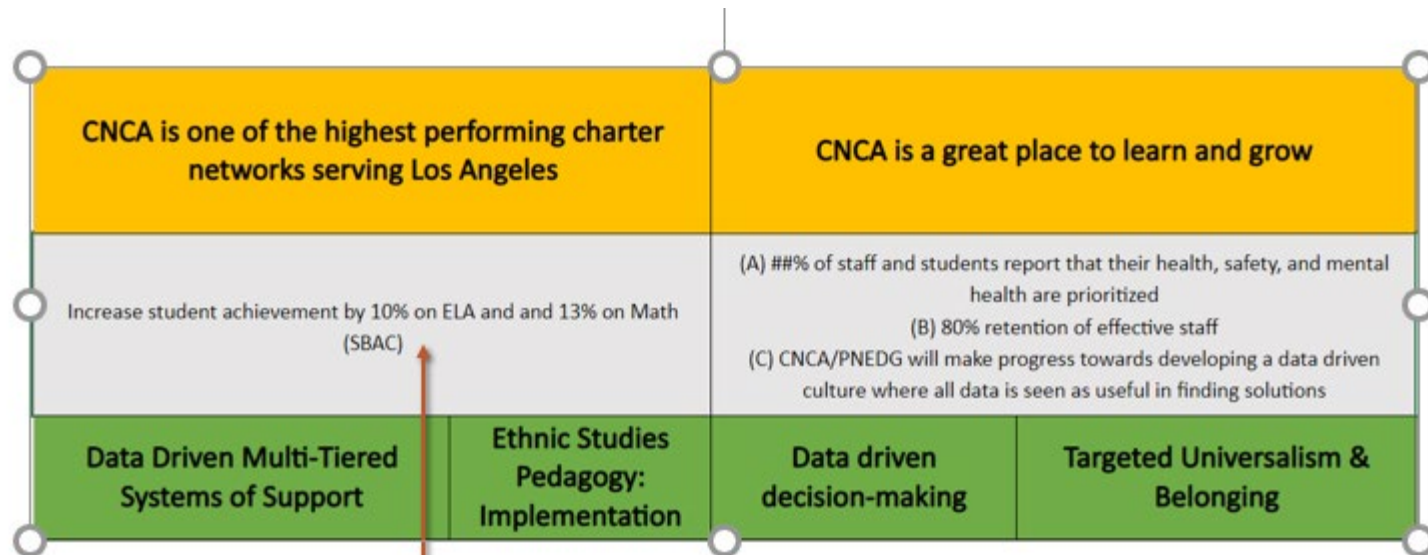
Updates include:

- ❖ 2021-2022 Preliminary SBAC Results
- ❖ 2022-2023 Organizational Priorities & Goals
- ❖ 2021-2022 LAUSD Oversight Visit Reports
- ❖ Special Education Updates

Next Meeting:

- ❖ Science Data (CAST)
- ❖ Subgroup Focus: English Learners

2021-2022 Goals



SBAC Goals:

41% meets/exceeds in ELA

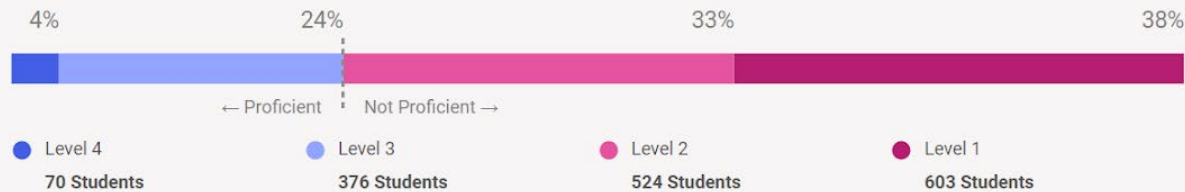
32% meets/exceeds in Math

iReady Projections (MOY)

Projection if Students Achieve Typical Growth

Students with Projection/Total: **1,573/1,768**

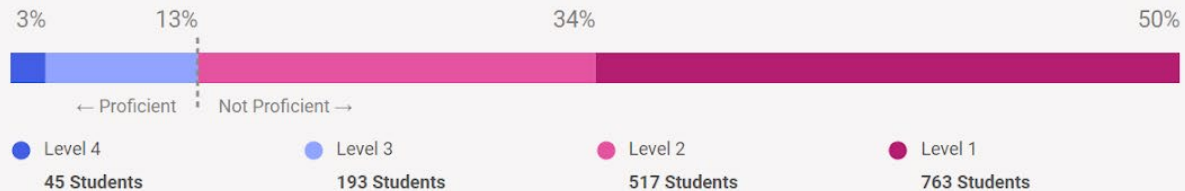
Proficient: **28%**
(Level 4 + 3)



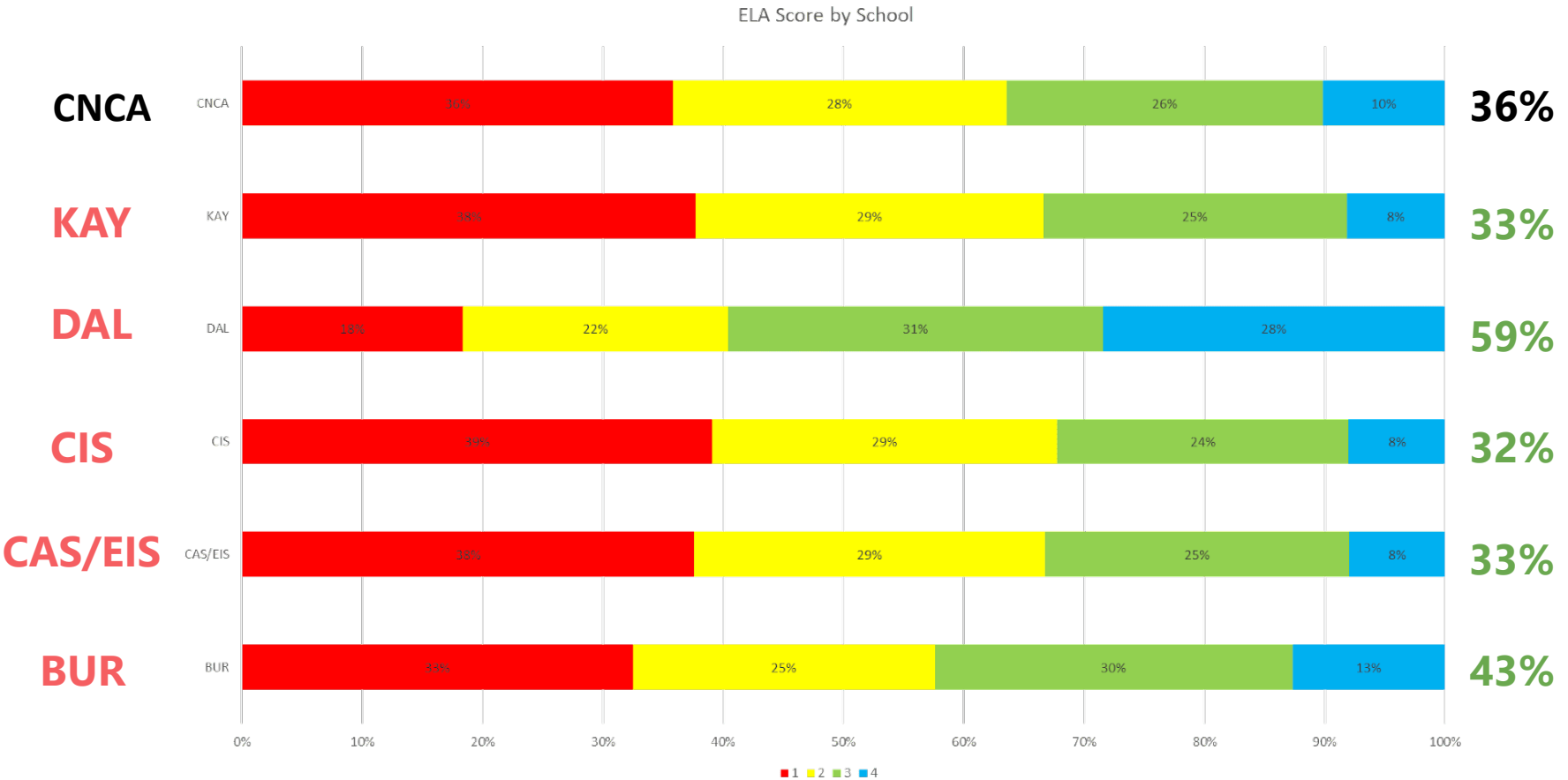
Projection if Students Achieve Typical Growth

Students with Projection/Total: **1,518/1,768**

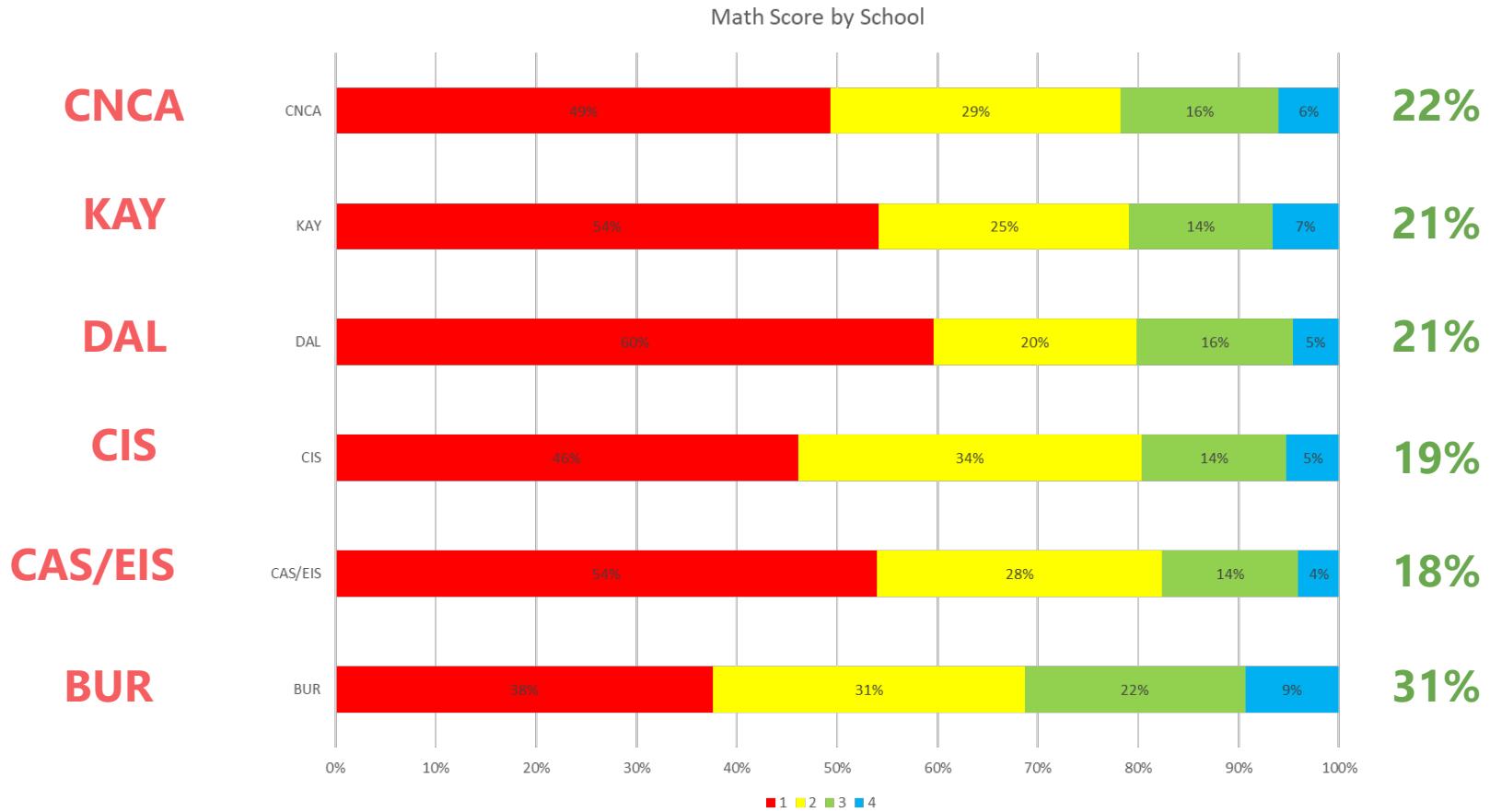
Proficient: **16%**
(Level 4 + 3)



Summative SBAC: ELA (36%)



Summative SBAC: Math (22%)



Big Ideas

Our students exceeded MOY projections by ***accelerating learning at an above average rate***. The efforts of our teachers, leaders, staff, and families – in an exceedingly difficult year – should be celebrated.

We didn't meet our 21-22 goal, and therefore ***have not yet returned to pre-pandemic achievement levels***. This sobering reality is one of a multi-year recovery that requires a tiered, strategic approach to educating the whole child.



**Camino
Nuevo
Charter
Academy**

22-23

Organizational Priorities

22-23 Priorities

Areas of Growth

These areas of growth are our priorities for the 2022-2023 school year

- Data Driven Decision Making
- Student Intellectual Engagement
- Building Belonging through Bridging




Data-Driven Decision Making

IMPLEMENTATION

All employees will engage in recurring data chats to increase our collective efficacy with data driven decision making. (Instructional 2x per month; Non instructional/HSO 1x per month)

SYSTEMS BUILDING

Creating 3 key CNCA dashboards: Operations, Student Culture/Behavior and Academic Tier 2 MTSS



End of Year Goals


- 100% of grade level/department teams conduct twice-monthly (instructional) or monthly (non-instructional) data meetings
- Data Dashboards will be published to provide HSO and school leaders with vital data needed to improve guidance support and oversight.



Intellectual Engagement

IMPLEMENTATION

All teachers, instructional leaders and related HSO Departments engage in data driven adult learning cycles to increase student intellectual engagement.



End of Year Goals

- Achieving a **10-percentage point** increase in SBAC ELA (to 46%) and an **8-percentage point** increase in SBAC Math (to 30%)
- By Q4, 80% of classroom observations demonstrate that 90%+ students are intellectually engaged in challenging content that is aligned to grade-level standards



ELA SBAC Goal Context

Grade	2022	Growth Target	2023 Goal
3	17%	+2%	19%
4	29%	+5%	34%
5	31%	+10%	41%
6	31%	+12%	43%
7	49%	+12%	61%
8	50%	+12%	62%
11	59%	+12%	71%
Overall	36%	+10%	46%

Gradual increase
in grades 3-5:
aligned with MLL
development

Math SBAC Goal Context

Grade	2022	Growth Target	2023 Goal
3	27%	+5%	32%
4	26%	+5%	31%
5	21%	+5%	26%
6	16%	+10%	26%
7	24%	+10%	34%
8	20%	+10%	30%
11	21%	+10%	31%
Overall	22%	+8%	30%

Acknowledges that K-5 teachers will be focused on ARC

Sets realistic expectations with a new curriculum (6-8)

Our Ambitious 5-Year Goals

ELA

2022	36%
2023	46%
2024	56%
2025	60%
2026	65%
2027	70%

Math

2022	22%
2023	30%
2024	40%
2025	50%
2026	60%
2027	65%


Building Belonging through Bridging

SYSTEMS BUILDING

Working with **SEED Collaborative** and the **CNCA Equity Working Group** to review data, engage in discussions and recommend next steps.

LEARNING

All employees will learn strategies for bridging gaps across the organization ie: HSO and Schools, lines of ideological and pedagogical difference, etc.



End of Year Goals

- The CNCA Equity Working Group will collaborate on the creation of a plan to improve the employee experience.
- 85% of staff demonstrate knowledge of the bridging concepts.



2021-22 LAUSD Oversight Visit Reports

CNCA #1

SUMMARY OF RATINGS <i>(4)=Accomplished (3)=Proficient (2)=Developing (1)=Unsatisfactory</i>			
Governance	Student Achievement and Educational Performance	Organizational Management, Programs, and Operations	Fiscal Operations
4	No Rating	3	4

Focus Areas:

- Special Education operations (compliance)
- Program that meets the needs of all students, including subgroups
- English Learner Reclassification
 - Lower than state average; did not meet benchmark set in October 2019 because the RFEP rate is also lower than the Resident Schools Median (4.8% to 5.4%)
 - “At Risk” ELs

CNCA #2

SUMMARY OF RATINGS <i>(4)=Accomplished (3)=Proficient (2)=Developing (1)=Unsatisfactory</i>			
Governance	Student Achievement and Educational Performance	Organizational Management, Programs, and Operations	Fiscal Operations
4	No Rating	3	4

Focus Areas:

- Special Education operations (compliance)
- iReady participation rate; must be 95% or higher

CNCA #3

SUMMARY OF RATINGS			
<i>(4)=Accomplished (3)=Proficient (2)=Developing (1)=Unsatisfactory</i>			
Governance	Student Achievement and Educational Performance	Organizational Management, Programs, and Operations	Fiscal Operations
4	No Rating	3	4

Focus Areas:

- Special Education operations (compliance)
- Program that meets the needs of all students, including subgroups
- English Learner Reclassification
 - Lower than state average (4.7% vs. 6.9%); did not meet benchmark set in October 2019 because the RFEP rate is also lower than the Resident Schools Median (4.7% vs. 5.4%)

CNCA #4

SUMMARY OF RATINGS			
<i>(4)=Accomplished (3)=Proficient (2)=Developing (1)=Unsatisfactory</i>			
Governance	Student Achievement and Educational Performance	Organizational Management, Programs, and Operations	Fiscal Operations
4	No Rating	3	4

Focus Area:

- Special Education operations (compliance)

CNHS #2

SUMMARY OF RATINGS <i>(4)=Accomplished (3)=Proficient (2)=Developing (1)=Unsatisfactory</i>			
Governance	Student Achievement and Educational Performance	Organizational Management, Programs, and Operations	Fiscal Operations
4	No Rating	3	4

Focus Areas:

- Special Education operations (compliance)
- Program that meets the needs of all students, including subgroups
- English Learner Reclassification
 - Lower than state average (0.6% vs. 6.9%)
- iReady participation rate; must be 95% or higher

Special Education Updates

Overdue IEPs

School	Oversight visit date	IEPs overdue as identified during the oversight visit	IEPS overdue as identified as of August 8th, 2022 per the 200 report
CNCA HS 2 DALZELL	3/1/22	24	5
CNCA ES 3	3/3/22	28	4
CNCA 2 KAYNE SIART	3/17/22	36	12
CNCA 4 CISNEROS	3/23/22	14	0
CNCA 1 BURLINGTON	3/29/22	18	1

Outstanding Assessments

<i>Loc Name</i>	Language and Speech Therapist	Nurse/Physic ian	Psychologist	Special Education Teacher	Grand Total
CAMINO NUEVO ACADEMY #2 (CHARTER) (5987)	12	5	22	7	46
CAMINO NUEVO CHARTER (CHARTER) (2017)	1	4	6	6	17
CAMINO NUEVO ES #3 (CHARTER) (2157)	5	5	14	8	32
CAMINO NUEVO ES #4 (CHARTER) (2251)	5	4	10	6	25
CAMINO NUEVO HS #2 (CHARTER) (7624)		1	3	2	6
Grand Total	23	19	55	29	126

This report was pulled on 8/7, and it represents a reduction from 159 assessments as of 7/31.

Big Idea

We have made great strides in **narrowing the compliance gap** over the summer.

We must move forward strategically, systematically, and proactively to **continue to close the gap** while at the same time staying ahead of **current due dates**. The IEP timeline calendar has begun again with the start of the school year, so our work must accelerate.

How we will accelerate:

1. Maintain and increase contracts with external partners for assessment completion
2. New positions:
 1. SpEd Coordinator at BUR, CAS-EIS, and KAY
 2. Lead BII at all sites with high number of BII minutes
3. Increased alignment in data-driven decision making by CAO, Sr. Director of SpEd, Associate Director of SpEd, and school teams
 1. Followed by increased hands-on support by HSO SpEd Team