



Camino Nuevo Charter Academy

CNCA Regular Board Meeting

Published on April 3, 2025 at 3:31 PM PDT

Date and Time

Tuesday April 8, 2025 at 4:30 PM PDT

Location

3500 W. Temple St., Los Angeles, CA 90026

This meeting is open to the public at the CNHS Dalzell Lance Auditorium at 3500 W. Temple St., Los Angeles, CA 90004.

The board meeting is also accessible at every CNCA Campus via teleconference connection:

CNCA Burlington 697 S. Burlington Ave., Los Angeles, CA 90057

CNCA Kayne Siart 3400 W. 3rd Street., Los Angeles, CA 90020

CNCA Jose A. Castellanos 1723 W. Cordova St., Los Angeles, CA 90007

CNCA Jane B. Eisner 2755 W 15th St., Los Angeles, CA 90006

CNCA Sandra Cisneros 1018 Mohawk St., Los Angeles, CA 90026

Requests for disability related modifications or accommodations shall be made 24 hours prior to the meeting to Sandra Herrera by email at Sandra.Herrera@CaminoNuevo.org or by telephone at 818-429-2514.

Members of the public who wish to address the Board may make public comment at any of the meeting locations. Public comments are limited to 2 minutes each. The Board Chair has the discretion to modify the amount of time allotted for public comment if they deem it necessary. Brown Act regulations restrict the Board from discussing or taking action on any subject presented that is not on the agenda. Procedures for public comment can be found at <https://bit.ly/cncapubliccomment>.

The CNCA Board can also be contacted via email at cnca.board@caminonuevo.org.

Agenda

	Purpose	Presenter	Time
I. Opening Items			4:30 PM
A. Record Attendance	Discuss	Gil Flores	1 m
B. Call the Meeting to Order	Discuss	David Gidlow	1 m
II. Approve Minutes			4:32 PM
A. Approve 02-11-2025 CNCA Regular Board Meeting Minutes	Approve Minutes	David Gidlow	1 m
III. Public Comment			4:33 PM
A. 2-Minute Limit per Speaker			5 m
IV. Consent Items			4:38 PM
A. Woodcraft Rangers Spring Break Contract Amendment	Vote	Lindsey Rojas	1 m
The Board will vote to approve the amendment to update language to the Woodcraft Rangers contract to include the cost of Spring Break field trips.			
B. Woodcraft Rangers 25-26 Agreement for Summer and Fall	Vote	Lindsey Rojas	1 m
The Board will vote to approve the contract to continue our services with Woodcraft Rangers during the 25-26 school year.			
C. 2025-2026 CNCA Calendar	Vote	Natasha Barriga	1 m
The Board will vote to approve the updated 2025-26 academic calendar for Camino Nuevo Schools. A cover letter has been provided explaining the changes from the last version presented on 2/11/25.			
D. CNCA Board Meeting Schedule for 2025-26	Vote	David Gidlow	2 m

	Purpose	Presenter	Time
--	---------	-----------	------

The Board will vote to approve the CNCA Board meeting schedule for 2025-26.

V. Charter Petition Renewal Update			4:43 PM
-------------------------------------------	--	--	----------------

A. Charter Petition Renewal Update	FYI	Natasha Barriga	10 m
-------------------------------------------	-----	-----------------	------

The Board will be updated on the charter petition renewal.

VI. BUR Conexion Update			4:53 PM
--------------------------------	--	--	----------------

A. BUR Conexion Update	FYI	Natasha Barriga	5 m
-------------------------------	-----	-----------------	-----

The Board will be updated on the BUR Conexion project.

VII. Security Vendor Selection			4:58 PM
---------------------------------------	--	--	----------------

A. Security Vendor Selection	Vote	Natasha Barriga	5 m
-------------------------------------	------	-----------------	-----

The Board will review bids and select a security guard vendor for CNCA Schools.

VIII. CNTA CBA Reopeners for the 2025-2026 School Year			5:03 PM
---------------------------------------------------------------	--	--	----------------

A. CNTA CBA Reopeners for the 2025-2026 School Year	FYI	CNTA Representative - Laura Farrel	5 m
------------------------------------------------------------	-----	------------------------------------	-----

The Board will be updated on the CNTA CBA Reopeners for the 2025-2026 school year union negotiations.

IX. Declaration of Need (DON) for Fully Qualified Educators - CNCA, CNCA #2, CNCA #3, CNCA #4 and CNHS #			5:08 PM
-----------------------------------------------------------------------------------------------------------------	--	--	----------------

A. Declaration of Need (DON) for Fully Qualified Educators - CNCA, CNCA #2, CNCA #3, CNCA #4 and CNHS #2	Vote	Margaret Domingo	5 m
-----------------------------------------------------------------------------------------------------------------	------	------------------	-----

The Declaration of Need (DON) for Fully Qualified Educators is a document required by an employing local education agency as a prerequisite to the issuance of certain emergency permits and/or limited assignment permits for that agency. The DON is established by California Code of Regulations §80026. All employing local education agencies, including charter schools, must comply with the regulation to be eligible to apply for any emergency and/or limited assignment permit restricted to their organization. The DON CL-500 form requires annual Board approval and must be on

	Purpose	Presenter	Time
file with the California Commission on Teacher Credentialing at the start of each fiscal year. Camino Nuevo Charter Academy (CNCA) requests the Board's approval to submit its 2025-2026 Declaration of Need (DON) for Fully Qualified Educators for the following schools: CNCA, CNCA #2, CNCA #3, CNCA #4 and CNHS #2.			
X. School and Academic Updates			5:13 PM
A. Attendance and Enrollment Updates	FYI	SFS Team	10 m
The Board will be updated by the SFS Team on Attendance and Enrollment data for the 24-25SY.			
XI. Committee Updates			5:23 PM
A. Finance Committee Update	FYI	David Gidlow	5 m
The Board will be provided with a Finance Committee update.			
B. Education Committee Update	FYI	Rachel Hazlehurst	5 m
The Board will be provided with an Education Committee update.			
XII. Financials			5:33 PM
A. Approval for First Bank Line of Credit	Vote	Adriana Abich	5 m
The Board will vote to approve the First Bank Line of Credit.			
B. February 2025 Financials	FYI	Nancy Cabrel/Sonia Oliva	6 m
The Board will review the current unaudited February 2025 Financials.			
C. Second Interim Reports submitted to LAUSD	Vote	Nancy Cabrel/Sonia Oliva	6 m
The Board will review the Second Interim Reports (December Financials) submitted to LAUSD for CNCA, CNCA 2, CNCA 3, CNCA 4, CNHS 2 and will vote to approve them.			
D. 990 Tax Return	Vote	Nancy Cabrel/Sonia Oliva	6 m
The Board will vote to approve the FY23-24 Tax Returns.			
XIII. CEO Update			5:56 PM

	Purpose	Presenter	Time
A. CEO Update	FYI	Adriana Abich	15 m
The Board will hear mid-year updates from the CEO on implementation of her communications strategy and org-wide belonging initiatives.			
XIV. Employee Retention Credit Update			6:11 PM
A. Employee Retention Credit Update and Legal Fees Approval	Vote	Adriana Abich	5 m
The Board will review and vote to approve legal fees for the Employee Retention Credit requests.			
XV. Closed Session			6:16 PM
A. Public Employee Performance Evaluation CEO G.C. 54957(b)(1)	Discuss	David Gidlow	13 m
XVI. Closing Items			6:29 PM
A. Adjourn Meeting	Vote	David Gidlow	1 m

Coversheet

Approve 02-11-2025 CNCA Regular Board Meeting Minutes

Section:	II. Approve Minutes
Item:	A. Approve 02-11-2025 CNCA Regular Board Meeting Minutes
Purpose:	Approve Minutes
Submitted by:	
Related Material:	Minutes for CNCA Regular Board Meeting on February 11, 2025



Camino Nuevo Charter Academy

Minutes

CNCA Regular Board Meeting

Date and Time

Tuesday February 11, 2025 at 4:30 PM

Location

3500 W. Temple St., Los Angeles, CA 90026

This meeting is open to the public at the CNHS Dalzell Lance Auditorium at 3500 W. Temple St., Los Angeles, CA 90004.

The board meeting is also accessible at every CNCA Campus via teleconference connection:

CNCA Burlington 697 S. Burlington Ave., Los Angeles, CA 90057

CNCA Kayne Siart 3400 W. 3rd Street., Los Angeles, CA 90020

CNCA Jose A. Castellanos 1723 W. Cordova St., Los Angeles, CA 90007

CNCA Jane B. Eisner 2755 W 15th St., Los Angeles, CA 90006

CNCA Sandra Cisneros 1018 Mohawk St., Los Angeles, CA 90026

The board meeting is also accessible at the board member virtual location below via teleconference connection:

656 18th St, Manhattan Beach, CA 90266

115 W Allen Ave, San Dimas, CA 91773

Requests for disability related modifications or accommodations shall be made 24 hours prior to the meeting to Sandra Herrera by email at Sandra.Herrera@CaminoNuevo.org or by telephone at 818-429-2514.

Members of the public who wish to address the Board may make public comment at any of the meeting locations. Public comments are limited to 2 minutes each. The Board Chair has the

discretion to modify the amount of time allotted for public comment if they deem it necessary. Brown Act regulations restrict the Board from discussing or taking action on any subject presented that is not on the agenda. Procedures for public comment can be found at {<https://bit.ly/cncapubliccomment>}.

The CNCA Board can also be contacted via email at cnca.board@caminonuevo.org.

Directors Present

C. Garcia Alvarado, D. Gidlow, F. Jimenez, G. Flores, J. Hernandez, J. Ortega (remote), T. Powers (remote)

Directors Absent

L. Jennings, R. Arenas

Directors who left before the meeting adjourned

J. Ortega

Guests Present

A. Abich, N. Cabrel, S. Herrera

I. Opening Items

A. Record Attendance

B. Call the Meeting to Order

D. Gidlow called a meeting of the board of directors of Camino Nuevo Charter Academy to order on Tuesday Feb 11, 2025 at 4:30 PM.

II. Approve Minutes

A. Approve 12-03-2024 CNCA Regular Board Meeting Minutes

G. Flores made a motion to approve the minutes from CNCA Regular Board Meeting on 12-03-24.

D. Gidlow seconded the motion.

The board **VOTED** to approve the motion.

Roll Call

G. Flores	Aye
J. Hernandez	Abstain
L. Jennings	Absent
J. Ortega	Abstain
R. Arenas	Absent
D. Gidlow	Aye

Roll Call

F. Jimenez	Aye
C. Garcia Alvarado	Aye
T. Powers	Abstain

III. Public Comment

A. 2-Minute Limit per Speaker

There was no public comment.

IV. Consent Items

A. Revised Extended Learning Opportunities Program (ELOP) Plans

J. Hernandez made a motion to approve consent items A through D.

T. Powers seconded the motion.

The board **VOTED** to approve the motion.

Roll Call

J. Ortega	Aye
T. Powers	Aye
L. Jennings	Absent
F. Jimenez	Aye
D. Gidlow	Aye
C. Garcia Alvarado	Aye
J. Hernandez	Aye
G. Flores	Aye
R. Arenas	Absent

B. Furniture Approval CNCA #3 - Eisner Campus

C. Arts and Music School Site Spending Plans

D. 2025-2026 Calendar

V. Burlington College Field Trip

A. Burlington College Field Trip

F. Jimenez made a motion to approve the expense of the Burlington college field trip, up to a maximum of \$150,000.

G. Flores seconded the motion.

The board **VOTED** to approve the motion.

Roll Call

T. Powers	Aye
J. Ortega	Aye

Roll Call

C. Garcia Alvarado	Aye
D. Gidlow	Aye
F. Jimenez	Aye
L. Jennings	Absent
J. Hernandez	Aye
R. Arenas	Absent
G. Flores	Aye

VI. J-13A Application

A. J-13A Application

Natasha Barriga, VP of Strategy & Operations, provided an update on the status of CNCA's J-13A application and projected timing of response.

VII. LCAP Mid-Year Update

A. LCAP Mid-Year Update

J. Hernandez made a motion to approve the Mid-Year LCAP update.
D. Gidlow seconded the motion.
The board **VOTED** to approve the motion.

Roll Call

C. Garcia Alvarado	Aye
D. Gidlow	Aye
J. Hernandez	Aye
L. Jennings	Absent
G. Flores	Aye
T. Powers	Aye
R. Arenas	Absent
F. Jimenez	Aye
J. Ortega	Aye

VIII. SARC - School Accountability Report Cards

A. SARC - School Accountability Report Cards

G. Flores made a motion to approve the annual School Accountability Report Cards.
F. Jimenez seconded the motion.
The board **VOTED** to approve the motion.

Roll Call

T. Powers	Aye
L. Jennings	Absent
R. Arenas	Absent
G. Flores	Aye

Roll Call

J. Ortega	Aye
C. Garcia Alvarado	Aye
J. Hernandez	Aye
D. Gidlow	Aye
F. Jimenez	Aye

IX. High School Graduation Requirements

A. High School Graduation Requirements

Rachel Hazlehurst, Chief Academic Officer, provided the Board a preview of proposed changes to the CNHS #2 graduation requirements.

X. Committee Updates

A. Finance Committee Update

Jazmin Ortega, Finance Committee chair, provided the board with an update on the most recent committee meeting.

XI. Financials

A. New Banking Partner Approval

G. Flores made a motion to approve a new banking relationship for CNCA with First Bank.

T. Powers seconded the motion.

The board **VOTED** to approve the motion.

Roll Call

T. Powers	Aye
J. Ortega	Aye
L. Jennings	Absent
J. Hernandez	Aye
G. Flores	Aye
R. Arenas	Absent
C. Garcia Alvarado	Aye
D. Gidlow	Aye
F. Jimenez	Aye

G. Flores made a motion to approve opening of new banking accounts with First Bank.

D. Gidlow seconded the motion.

The board **VOTED** to approve the motion.

Roll Call

L. Jennings	Absent
C. Garcia Alvarado	Aye
F. Jimenez	Aye

Roll Call

D. Gidlow	Aye
J. Hernandez	Aye
G. Flores	Aye
J. Ortega	Aye
T. Powers	Aye
R. Arenas	Absent

B. December 2024 Financials

Nancy Cabrel, Director of Finance & Business, provided the Board with an update of the December 2024 financials.

C. First Interim (October Financials) submitted to LAUSD

J. Hernandez made a motion to approve the first interim financial reports (a/o October 2024) submitted to LAUSD.

F. Jimenez seconded the motion.

The board **VOTED** to approve the motion.

Roll Call

C. Garcia Alvarado	Aye
L. Jennings	Absent
J. Ortega	Aye
F. Jimenez	Aye
R. Arenas	Absent
G. Flores	Aye
T. Powers	Aye
D. Gidlow	Aye
J. Hernandez	Aye

XII. School and Academic Updates

A. Attendance & Enrollment Updates

The SFS team shared ADA and enrollment data for SY2024-2025.

XIII. VP of Schools Update

A. VP of Schools Update

Charles Miller, VP of Schools, shared with the Board the structure and approach for CNCA school leaders.

XIV. CEO Update

A. CEO Update

CEO Adriana Abich shared updates from the organization.

XV. AB 699: Resolution

A. AB 699: Resolution for Camino Nuevo Charter Academy Schools: Commitment to Immigrant Students, Families and Staff

F. Jimenez made a motion to vote to reaffirm AB 699, CNCA's commitment to immigrant students, families and staff.

D. Gidlow seconded the motion.

The board **VOTED** to approve the motion.

Roll Call

C. Garcia Alvarado	Aye
G. Flores	Aye
D. Gidlow	Aye
T. Powers	Aye
J. Hernandez	Aye
J. Ortega	Aye
L. Jennings	Absent
F. Jimenez	Aye
R. Arenas	Absent

XVI. Suspension and Expulsion Procedures

A. Suspension and Expulsion Procedures

G. Flores made a motion to approve updated suspension and expulsion procedures.

D. Gidlow seconded the motion.

The board **VOTED** to approve the motion.

Roll Call

G. Flores	Aye
D. Gidlow	Aye
F. Jimenez	Aye
J. Ortega	Aye
J. Hernandez	Aye
R. Arenas	Absent
T. Powers	Aye
L. Jennings	Absent
C. Garcia Alvarado	Aye

J. Ortega left at 6:35 PM.

XVII. Closed Session

A. Anticipated Litigation § 54956.9

The Board entered closed session at 6:37pm and concluded closed session at 7:40pm.

No action was taken during closed session.

B. Public Employee Performance Evaluation CEO G.C. 54957(b)(1)

XVIII. Closing Items

A. Adjourn Meeting

There being no further business to be transacted, and upon motion duly made, seconded and approved, the meeting was adjourned at 7:42 PM.

Respectfully Submitted,
G. Flores

Coversheet

Woodcraft Rangers Spring Break Contract Amendment

Section:	IV. Consent Items
Item:	A. Woodcraft Rangers Spring Break Contract Amendment
Purpose:	Vote
Submitted by:	
Related Material:	WR- Camino Nuevo-Contract Amendment I_springbreak 2.pdf

Amendment

This amendment to WOODCRAFT RANGERS EXPANDED LEARNING PROGRAM INDEPENDENT CONTRACTOR AGREEMENT, dated 3/11/2025 is between WOODCRAFT RANGERS "CONTRACTOR" and Camino Nuevo Charter Academy

Pursuant to section Exhibit A Section 1: Services/ Projects of the Original Contract relating to amendments, the parties wish to amend the Original Contract.

1. PURPOSE

This amendment is the 1st amendment to the Original Contract. The purpose of this amendment is to add additional services (spring break field trips).

2. AMENDED PROVISIONS

This Original Agreement is amended and supplemented as follows:

5 Intersessional Program Field Trips:

- WR will host five off-site field trips programming for four Camino Nuevo Charter Schools during the intersessional program week, from April 14 to April 18, 2025.
- 5 Fields Trips will be offered for up to 150 students per school.
- The final schedule will be provided upon confirmation.
- Scheduling is subject to venue availability and transportation arrangements for each school.
- Each site will be supervised by one dedicated full-time site coordinator and an assistant site coordinator at all times. A year-round program manager and quality assurance specialist will oversee all WR programs at Camino Nuevo Charter Academy along with other neighboring schools.
- Programs will average 10:1 student staff ratio on all field trips.
- Meals will be provided for all participants on each field trip.
- Bus costs are included in the total but are subject to change due to availability.
- WR will track all relevant data and ensure compliance for the ELO-P programs in partnership with CNCA and School Site Leaders.
- CNCA shall receive separate invoices, by program location, for total NTE contract amount in equal monthly installments, with invoices due within 30 days from issuance.
- All other details are the same as after school.

Site	Number of students	Total
Camino Nuevo Burlington	150	\$70,388.96
Camino Nuevo Kayne Siart	120	\$59,733.53
Camino Nuevo Jose A. Castellanos	150	\$71,679.47
Camino Nuevo Sandra Cisneros	100	\$48,405.56
TOTAL	Up to 520	\$250,207.51

Total for 5 Intersessional Program Field Trips: \$250,207.51

3. EFFECTIVENESS

This amendment will become effective when all parties have signed it. The date this amendment is signed by the last party to sign it will be deemed the date of this amendment.

- CONTRACTOR -

WOODCRAFT RANGERS

By:

Signature_____Date_____

Julee Brooks, CEO

- DISTRICT -

CAMINO NUEVO CHARTER ACADEMY

By:

Signature_____Date_____

Name and Title of Authorized Representative

Coversheet

Woodcraft Rangers 25-26 Agreement for Summer and Fall

Section:	IV. Consent Items
Item:	B. Woodcraft Rangers 25-26 Agreement for Summer and Fall
Purpose:	Vote
Submitted by:	
Related Material:	Woodcraft Rangers - Camino Nuevo Full Proposal 2025-2026.pdf



EXPANDED LEARNING SERVICES PROPOSAL

Camino Nuevo Charter Academy
3435 W. Temple Street, Los Angeles, CA 90026
2025-2026

WOODCRAFT RANGERS
340 E. 2nd Street, Suite 200, Los Angeles, CA 90012



Mind, Body, Spirit and Service

“First find yourself, then be yourself without fear.”

Ernest Thompson Seton, Founder

In 1922, when Woodcraft Rangers first opened its doors to Los Angeles youth it welcomed all interested participants. They were embraced with the belief that every child is innately good, deserves the opportunity to realize their full potential, and that youth should be active participants in defining their own paths.

Through the Woodcraft Way, a young person develops a holistic sense of self through the cultivation of body, body, spirit, and service. Believing that maturity, not scholarship, is the first aim of education, the Woodcraft Way builds character and equips youth with new skills and knowledge, strength and resiliency, a deeper understanding of their place in the world, and a greater commitment to their community.

Our Programs | Body, Mind, Spirit and Service

Experience matters. For 100 years, Woodcraft Rangers has been at the forefront of expanded learning opportunities exclusively in the Greater Los Angeles area. Believing that communities themselves are best equipped to determine their own needs, in the 1950s Woodcraft Rangers identified the need for parent participation and created neighborhood advisory boards to complement its city-wide neighborhood programs. In the 1960s, we developed pre-delinquent youth development and work training programs in response to President Johnson’s “War on Poverty”. In the 1980s, our reach expanded with the creation of our Youth Employment Education program. Since 1991, Woodcraft Rangers has successfully managed ASES, supplemental, 21st CCLC and ASSETs grants, and now ELO-P grants.

Woodcraft is a leader by all standards. Our long-standing service has enabled us to impact the lives of 5 generations of young Angelenos, ranging in age from 4 to 18 years. Our longevity is evidence that we have always been responsive to the changing needs of our communities, and we continue to build and adapt to the evolving issues facing our youth.

Finally, we have always believed that youth development mentors should reflect the communities we serve and have always actively recruited staff, now totaling over 800, from within those communities. This creates a more meaningful sense of belonging for students as well as a more authentic relationship with parents and community leaders.

Expanded Learning Programs

Each site is uniquely curated through a needs assessment that includes consultation with school leadership and student interest surveys. Woodcraft Rangers Club Leaders and Site Coordinators curate activities to meet the specific needs of the students at each site and dovetail with the unique dynamics of each neighborhood and community.

Elementary and Middle School clubs are implemented in 6-week cycles and meet 5 days a week. For a program of 80 students, students will be able to choose two different clubs, from a total of eight each cycle (a MWF, and a TTh club) to engage them in diverse experiences and broaden their horizons. Students work on specific skills or techniques each time the club meets and may work toward skill mastery by continuing clubs in multiple cycles. Clubs hold events at the end of each cycle to celebrate their accomplishments and share them publicly.

Elementary school youth are given multiple opportunities to choose from a wide range of program offerings. Each 6-weeks youth are surveyed on club preferences and their input informs subsequent 6-week session offerings. Youth are empowered to create their club rules and agreements and hold each other accountable with guidance from staff members.



Our Expanded Learning Programs include Dual Language Enrichment, Arts & Media, Sports, STEM, Youth Leadership, and Health & Wellness.

Arts & Media

We recognize the importance of art in all forms as an expression of culture, identity and individuality. Performing arts offerings include modern dance, classical dance and baile folklórico, mariachi, drum line, guitar, keyboard, drama, color guard, cheer and drill. We extend to the arts to vocational options which include cosmetology, graphic design, and arts management. Again, Woodcraft Club Leaders craft programs specific to the students at each site to ensure that opportunities remain relevant and students stay engaged.

STEM

From robotics to gardening - regardless of subject – all opportunities integrate lessons in science, technology, engineering and mathematics. In this way, students intuitively learn that STEM concepts influence everything they do and experience in the world. This unique approach distinguishes Woodcraft from other afterschool programs. We actively integrate arts and STEM in a wide array of activities and intentionally create programs that are environmentally responsible, including the strategic use and re-use of materials. In alignment with our naturalist roots, many Woodcraft Rangers science activities teach students about the environmentally and responsible application of science and technology. For example, in lessons that focus on alternative energy, students build solar cars, hydro cars, and hover crafts, integrating earth sciences, physics and engineering. Other popular STEM programs include VR, 3D printing, coding cyber security and robotics.

Sports and Play

We believe that when properly implemented, structured sports and guided play programs have positive impact on a child's physical, social and emotional wellness, and when every child is included and encouraged, the tide of equity and inclusiveness rises for all. We also believe children should be given the opportunity to explore many options, so our sports programs include a wide range of popular and non-traditional offerings, including basketball, bicycling, lacrosse, martial arts, rugby, soccer, swimming, tennis, volleyball, and yoga, and are targeted to all abilities and genders.

Youth Leadership

Woodcraft's Youth Leadership Program focuses on guiding and empowering young leaders with a belief that youth should shape the world they will inherit. Youth Leadership at Woodcraft Rangers is a program in itself and is also reflected in our youth-choice, youth-driven, youth-led philosophy.

Dual Language Enrichment

Our Dual Language Enrichment programs make English, Spanish, Armenian, and Mandarin Chinese an everyday part of learning and play. Our full immersion Armenian Language Club is just one example - where academic support and all activities are conducted in Armenian and English. This program has empowered first generation American Armenian speakers with the ability to learn English and has exposed older youth to their native tongue. Similar clubs exist for Spanish and Mandarin Chinese languages, and are led by experienced, bilingual staff.

Summer Learning and Intercessional Program (Supplemental and ELO-P)

Summer Learning programs are enriching to students and mitigate summer learning loss. Woodcraft's commitment to accessibility also means parents gain the ability to continue employment without disruption, leading to economic stability. Within a 7-week period in the summer months, for up to 12 hours a day, participants receive academic reinforcement in addition to participation in sports, STEM, field trips, and arts experiences that are culturally relevant.



Residential Summer Camp

Our residential summer camp is comprised of week-long stays at Camp Woodcraft near Idyllwild. We believe that children learn through play and should have the opportunity to take developmentally appropriate risks that build resiliency and independence. This sense of autonomy is nurtured through mentoring by trained instructors and counselors who are equipped to support the social, emotional, and physical development of every child. In each week-long session, over 100 campers engage in nature-based activities designed to build and enhance confidence, conflict resolution skills, communication, teamwork, and connectedness to one another and to nature.



Proposed Scope of Work

The following program design and budget proposal allows Camino Nuevo Charter Academy to meet all of the designated requirements and guidelines of the State of California's ASES grant and Expanded Learning Opportunities Program, as well as the 21st CCLC grant programs to offer enrollment and provide access to qualifying TK- 8 grade students. Woodcraft Rangers will operate programs in compliance with all Federal and State funding guidelines and current public health guidelines.

183 Days of Full Comprehensive Afterschool Programming

- WR will deliver a high-quality afterschool learning program at 5 Camino Nuevo Charter Academy Schools.
- Programs will average 20:1 student staff ratio and 1:10 for TK/K.
- Programming will be provided from dismissal to 6pm every day school is in session.
- The Elementary program will be supervised by one dedicated full-time site coordinator and an assistant site coordinator, and a community liaison. The Middle School Program will be supervised by one dedicated part-time site coordinator and a community liaison. Burlington will have 2 community liaisons to accommodate both campuses. A year-round program manager and 2 quality assurance specialists will oversee Camino Nuevo Charter Academy Schools, along with neighboring schools.
- Program supplies and equipment are included for base clubs at each site.
- Entry to WR sports leagues and other club competitions including agency events (Transportation Costs included).
- WR is responsible for hiring, supervising and training of staff with wages competitive to market to ensure adequate recruitment and retention.
- WR provides its staff with access to the WR activity library and ongoing coaching and supports from a centralized learning team.
- WR will be responsible for community needs assessment, program design, activity development, training, recruitment, registration, equipment procurement and delivery and parent communication in partnership with Camino Nuevo Charter Academy and school leaders.
- WR will track all relevant data and ensure compliance for all grant funded programs.
- WR will be responsible for submitting all required California Department of Education reports, including, budget and expenditures, semi-annual attendance reports, CQI and Annual Outcomes Report, and all other reports as required. WR will also submit all reports to Camino Nuevo Charter Academy Schools for their records.
- Camino Nuevo Charter Academy contributes use of facilities, including Wi-Fi Usage, adequate storage, and associated cleaning costs for school sites.

Site	Number of students	Total
Camino Nuevo Burlington	180	\$608,181.57
Camino Nuevo Burlington TK/K	40	
Camino Nuevo Kayne Siart	180	\$579,993.76
Camino Nuevo Kayne Siart TK/K	40	
Camino Nuevo Jose A. Castellanos	180	\$579,993.76
Camino Nuevo Jose A. Castellanos TK/K	40	



Camino Nuevo Eisner MS	60	\$215,708.47
Camino Nuevo Sandra Cisneros	180	\$579,993.76
Camino Nuevo Sandra Cisneros TK/K	40	
TOTAL	940	\$2,563,871.32

30 Days of Intersessional Programs:

- WR will deliver high-quality intersessional programs at Camino Nuevo Charter Academy.
- WR will operate 30 intersessional days for the 25-26 School Year per requirement of the Expanded Learning Opportunities Program and 21st CCLC as determined by CNCA. 17 Days for Summer 2025, 5 for Winter 2025, 5 for Spring 2026 and 7 for Summer 2026.
- Programming each day will be 9 hours, 5 days/week, for a total of 45 hours/week.
- Each site will be supervised by one dedicated full-time site coordinator and an assistant site coordinator at all times. A year-round program manager and quality assurance specialist will oversee all WR programs at Camino Nuevo Charter Academy along with other neighboring schools.
- Each site will participate in up to **2 Field Trips**
- Programs will average 20:1 student staff ratio and 1:10 for TK/K.
- WR will track all relevant data and ensure compliance for the ELO-P programs.
- All other details are the same as after school.

Site	Number of students	Total
Camino Nuevo Burlington	180	\$225,652.58
Camino Nuevo Burlington TK/K	20	
Camino Nuevo Kayne Siart	180	\$213,508.58
Camino Nuevo Kayne Siart TK/K	20	
Camino Nuevo Jose A. Castellanos	180	\$213,508.58
Camino Nuevo Jose A. Castellanos TK/K	20	
Camino Nuevo Eisner MS	60	\$65,099.38
Camino Nuevo Sandra Cisneros	180	\$213,508.58
Camino Nuevo Sandra Cisneros TK/K	20	
TOTAL	860	\$931,277.72



183 Days of Before School Programming

- WR will deliver a high-quality before-school program at 4 Camino Nuevo Charter Academy Schools (Burlington, Kayne Siart, Castellanos, and Cisneros).
- Students in the before-school program will participate in a curriculum that focuses on a variety of base enrichment which includes science, visual and performing arts, academic support and light physical activities.
- WR will provide 2 staff per site to operate the before-school program.
- Programs will average 20:1 student-staff ratio and 1:10 for TK/K.
- Program hours are to be determined by the school site administrator.
- All other details are the same as after school.

Site	Number of students	Total
Camino Nuevo Burlington	40	\$60,022.34
Camino Nuevo Kayne Siart	40	\$60,022.34
Camino Nuevo Jose A. Castellanos	40	\$60,022.34
Camino Nuevo Sandra Cisnero	40	\$60,022.34
TOTAL	180	\$240,089.35

Total for 5 Schools (Before School, Afterschool and Intersessional Programs): **\$3,735,238.39**

Coversheet

2025-2026 CNCA Calendar

Section:	IV. Consent Items
Item:	C. 2025-2026 CNCA Calendar
Purpose:	Vote
Submitted by:	
Related Material:	CNCA Calendar 25-26 Update Cover Sheet.pdf 24-25 CNCA Calendar Revision 4.2025.pdf



**Camino
Nuevo
Charter
Academy**

Home Support Office
3435 W. Temple St.
Los Angeles, CA 90026
(213) 417-3400
www.caminonuevo.org

2025-2026 Calendar Adjustments Cover Page

Below is a high level overview of major changes to the 2025-2026 calendar. These changes were made to further align with the newly revised and approved LAUSD Board Calendar for the 2025-2026 school year.

Item	CNCA Original	CNCA Revised
Start Date	08.11	08.14
Fall Break	11.26-11.28	11.24 - 11.28
Winter Break	12.19 - 01.02 (classes resume 01.08)	12.20 - 01.02 (classes resume 01.08)
Spring Break	03.30 - 04.03	03.30 - 04.03
Last Day	06.05	06.11

Camino Nuevo Charter Academy
2025-2026 9 - 12 (DRAFT)

July 2025						
Su	Mo	Tu	We	Th	Fr	Sa
		1	2	3	H	5
6	LIT	LIT	LIT	LIT	LIT	12
13	14	15	16	17	18	19
20	21	22	23	24	25	26
27	NT	NT	NT	NT		

October 2025						
Su	Mo	Tu	We	Th	Fr	Sa
			X	ER	X	4
5	X	X	X	ER	X	11
12	H	X	X	ER	X	18
19	X	X	X	ER	MW	25
26	SD	SD	M	M	M	

January 2026						
Su	Mo	Tu	We	Th	Fr	Sa
				H	PTF	3
4	SD	SD	SD	ER	X	10
11	X	X	X	ER	X	17
18	H	X	X	ER	X	24
25	X	X	X	ER	X	31

April 2026						
Su	Mo	Tu	We	Th	Fr	Sa
			H	H	H	
5	X	X	X	ER	X	11
12	X	X	M	M	M	18
19	X	X	X	ER	X	25
26	X	X	X	ER		

August 2025						
Su	Mo	Tu	We	Th	Fr	Sa
					NT	2
3	4	5	SD	SD	SD	9
10	SD	SD	13	M	M	16
17	X	X	X	ER	X	23
24	X	X	X	ER	MW	30
31						

November 2025						
Su	Mo	Tu	We	Th	Fr	Sa
						1
2	X	X	X	ER	X	8
9	X	H	X	ER	X	15
16	X	X	X	ER	MW	22
23	PTF	PTF	PTF	H	H	29
30						

February 2026						
Su	Mo	Tu	We	Th	Fr	Sa
1	X	X	X	ER	X	7
8	X	X	X	ER	MW	14
15	H	X	X	ER	X	21
22	X	X	X	ER	X	28

May 2026						
Su	Mo	Tu	We	Th	Fr	Sa
					X	2
3	X	X	X	ER	X	9
10	X	X	X	ER	X	16
17	X	X	X	ER	MW	23
24	H	X	X	ER	X	30
31						

September 2025						
Su	Mo	Tu	We	Th	Fr	Sa
	H	X	X	ER	X	6
7	X	X	X	ER	X	13
14	X	X	X	ER	X	20
21	X	X	X	ER	X	27
28	X	X				

December 2025						
Su	Mo	Tu	We	Th	Fr	Sa
	X	X	X	ER	X	6
7	X	X	X	ER	X	13
14	X	X	X	X	M	20
21	PTF	PTF	H	H	H	27
28	H	H	H			

March 2026						
Su	Mo	Tu	We	Th	Fr	Sa
1	X	X	X	ER	X	7
8	X	X	X	ER	X	14
15	X	X	X	ER	X	21
22	X	X	X	SD	SD	28
29	H	H				

June 2026						
Su	Mo	Tu	We	Th	Fr	Sa
	X	X	X	X	X	6
7	X	X	M	M	12	13
14	15	16	17	18	H	20
21	22	23	24	25	26	27
28	29	30				

Quarters

S1			S2		
08.14 - 12.19 (82 days)			12/20 - 06/11 (101 days)		
Quarter 1	08.14 - 10.10	41 days	Quarter 3	12.20 - 03.28	53 days
Quarter 2	10.11 - 12.19	41 days	Quarter 4	03.29 - 06.11	48 days

KEY		Month	Regular	Early	Minimum	MW	SD	Instr. Days	Work Days	HOLIDAYS		OTHER	
X	Regular Instructional Day	July								7/4/2025	4th of July	8/14/2025	First Day of School
ER	Early Release Day	August	7	2	2	1	5	12	17	9/1/2025	Labor Day	6/11/2026	Last Day of School
M	Minimum Day	September	17	4	0	0	0	21	21	10/13/2025	Indigenous Peoples' Day	03/27/2026	Success Conference
H	Holiday	October	12	4	3	1	2	20	22	11/11/2025	Veteran's Day	10/29/2025 - 10/31/2025	Parent/Teacher Conferences
NT	New Teacher	November	10	3	0	1	0	14	14	11/24/25 - 11/28/25	Fall Break	04/15/2026 - 04/17/2026	Parent/Teacher Conferences
SD	Staff Development (In-service, pupil free day)	December	12	2	1	0	0	15	15	12/20/25 - 01/02/26	Winter Break		
PTF	Pupil/Teacher Free Day (All 11 and 12 month school leader and HSO Staff work this day.)	January	12	4	0	0	3	16	19	1/1/2026	New Year's Day		
MW	Wellness Day	February	14	4	0	1	0	19	19	1/19/2026	Martin Luther King Jr. Day		
		March	15	3	0	0	2	18	20	2/16/2026	Presidents Day		
		April	13	3	3	0	0	19	19	3/30/2026-4/03/2026	Spring Break		
		May	15	4	0	1	0	20	20	05/04/2026-05/08/2026	Teacher and Staff Appreciation		
		June	7	0	2	0	0	9	9	5/25/2026	Memorial Day		
			134	33	11	5	12	183	195	6/19/2026	Juneteenth		

Camino Nuevo Charter Academy
2025-2026 TK - 8 (DRAFT)

July 2025						
Su	Mo	Tu	We	Th	Fr	Sa
		1	2	3	H	5
6	LIT	LIT	LIT	LIT	LIT	12
13	14	15	16	17	18	19
20	21	22	23	24	25	26
27	NT	NT	NT	NT		

October 2025						
Su	Mo	Tu	We	Th	Fr	Sa
			X	ER	X	4
5	X	X	X	ER	X	11
12	H	X	X	ER	X	18
19	X	X	X	ER	MW	25
26	SD	SD	M	M	M	

January 2026						
Su	Mo	Tu	We	Th	Fr	Sa
				H	PTF	3
4	SD	SD	SD	ER	X	10
11	X	X	X	ER	X	17
18	H	X	M	M	M	24
25	X	X	X	ER	X	31

April 2026						
Su	Mo	Tu	We	Th	Fr	Sa
			H	H	H	
5	X	X	X	ER	X	11
12	X	X	M	M	M	18
19	X	X	X	ER	X	25
26	X	X	X	ER		

August 2025						
Su	Mo	Tu	We	Th	Fr	Sa
					NT	2
3	SD	SD	SD	SD	SD	9
10	11	12	13	M	M	16
17	X	X	X	ER	X	23
24	X	X	X	ER	MW	30
31						

November 2025						
Su	Mo	Tu	We	Th	Fr	Sa
						1
2	X	X	X	ER	X	8
9	X	H	X	ER	X	15
16	X	X	X	ER	MW	22
23	PTF	PTF	PTF	H	H	29
30						

February 2026						
Su	Mo	Tu	We	Th	Fr	Sa
1	X	X	X	ER	X	7
8	X	X	X	ER	MW	14
15	H	X	X	ER	X	21
22	X	X	X	ER	X	28

May 2026						
Su	Mo	Tu	We	Th	Fr	Sa
					X	2
3	X	X	X	ER	X	9
10	X	X	X	ER	X	16
17	X	X	X	ER	MW	23
24	H	X	X	ER	X	30
31						

September 2025						
Su	Mo	Tu	We	Th	Fr	Sa
	H	X	X	ER	X	6
7	X	X	X	ER	X	13
14	X	X	X	ER	X	20
21	X	X	X	ER	X	27
28	X	X				

December 2025						
Su	Mo	Tu	We	Th	Fr	Sa
	X	X	X	ER	X	6
7	X	X	X	ER	X	13
14	X	X	X	X	M	20
21	PTF	PTF	H	H	H	27
28	H	H	H			

March 2026						
Su	Mo	Tu	We	Th	Fr	Sa
1	X	X	X	ER	X	7
8	X	X	X	ER	X	14
15	X	X	X	ER	X	21
22	X	X	X	SD	SD	28
29	H	H				

June 2026						
Su	Mo	Tu	We	Th	Fr	Sa
	X	X	X	X	X	6
7	X	X	M	M	12	13
14	15	16	17	18	H	20
21	22	23	24	25	26	27
28	29	30				

Quarters									
S1	08.14 - 12.19 (82 days)		S2	12/20 - 06/11 (101 days)					
Quarter 1	08.14 - 10.10 41 days		Quarter 3	12.20 - 03.28 53 days					
Quarter 2	10.11 - 12.19 41 days		Quarter 4	03.29 - 06.11 48 days					
KEY									
X	Regular Instructional Day		Month	Regular	Early	Minimum	MW	SD	Instr. Days
ER	Early Release Day		July						
M	Minimum Day		August	7	2	2	1	5	12
H	Holiday		September	17	4	0	0	0	21
NT	New Teacher		October	12	4	3	1	2	20
SD	Staff Development (In-service, pupil free day)		November	10	3	0	1	0	14
PTF	Pupil/Teacher Free Day (All 11 and 12 month school leader and HSO Staff work this day.)		December	12	2	1	0	0	15
MW	Wellness Day		January	10	3	3	0	3	16
			February	14	4	0	1	0	19
			March	15	3	0	0	2	18
			April	13	3	3	0	0	19
			May	15	4	0	1	0	20
			June	7	0	2	0	0	9
				132	32	14	5	12	183
									195
HOLIDAYS									
7/4/2025	4th of July		8/14/2025	First Day of School					
9/1/2025	Labor Day		6/11/2026	Last Day of School					
10/13/2025	Indigenous Peoples' Day		03/27/2026	Success Conference					
11/11/2025	Veteran's Day		10/29/2025 - 10/31/2025	Parent/Teacher Conferences					
11/24/25 - 11/28/25	Fall Break		01/21/2026 - 01/23/2026	Parent/Teacher Conferences					
12/20/25 - 01/02/26	Winter Break		04/15/2026 - 04/17/2026	Parent/Teacher Conferences					
1/19/2026	Martin Luther King Jr. Day								
2/16/2026	Presidents Day								
3/30/2026-4/03/2026	Spring Break								
05/04/2026-05/08/2026	Teacher and Staff Appreciation								
5/25/2026	Memorial Day								
6/19/2026	Juneteenth								
OTHER									

Coversheet

CNCA Board Meeting Schedule for 2025-26

Section:	IV. Consent Items
Item:	D. CNCA Board Meeting Schedule for 2025-26
Purpose:	Vote
Submitted by:	
Related Material:	2025-26 CNCA Board Meeting Schedule (DRAFT).pdf



2025-26 Regular Board Meeting Schedule DRAFT

All regular meetings will take place from 4:30-6:30pm at Dalzell Lance.

Tuesday, August 12, 2025

Friday, September 26, 2025 - Annual Board Retreat

Tuesday, October 7, 2025

Tuesday, December 2, 2025

Tuesday, February 10, 2026

Tuesday, April 14, 2026

Tuesday, June 16, 2026

Coversheet

Charter Petition Renewal Update

Section:	V. Charter Petition Renewal Update
Item:	A. Charter Petition Renewal Update
Purpose:	FYI
Submitted by:	
Related Material:	Board Renewal Deck _ 04.08.2025.pdf Board Member Questionnaire 02-16-2024.pdf Charter Due Diligence Questionnaire.pdf



Renewal Update

04.08.2025



Camino
Nuevo
Charter
Academy



Timeline

~~Public Hearing Dates~~. For example, if a petitioner team submitted a petition on July 24, 2024, which is the first date in that particular window, it would leave 75 days to complete the petition process in order to post the recommendation on October 7, 2024, which is 15 days in advance of the scheduled Board meeting on October 22, 2024. The second column provides the corresponding first public hearing date; the Board meeting date in the third column will provide a second public hearing.

PETITION SUBMISSION TARGET WINDOW (NEW AND RENEWAL PETITIONS)	PUBLIC HEARING DATES*	BOARD MEETING DATES* FOR PUBLIC HEARING AND BOARD ACTION ON PETITIONS
July 24-25, 2024	September 10, 2024	October 22, 2024
August 21-22, 2024	September 10, 2024	November 19, 2024

CNCA Timeline Update

April 2025	May 2025	June 2025	July 2025
<div>Senior Leadership/CCSA Think Tank and Workshop</div> <div>DAL Leadership Team begins learning renewal process</div>	<div>Finalize Petition with the exception of: → Data Story (June/July)</div> <div>Board Documents Due</div> <div>LAUSD publishes renewal submission timelines (?)</div>	<div>Draft Data Story<ul style="list-style-type: none">● LCAP● CAASPP● ELPI● CCI</div> <div>Work with larger CA Charter School Renewal Cohort re: timeline</div> <div>Finalize Public Speakers</div>	<div>Submit to LAUSD</div>

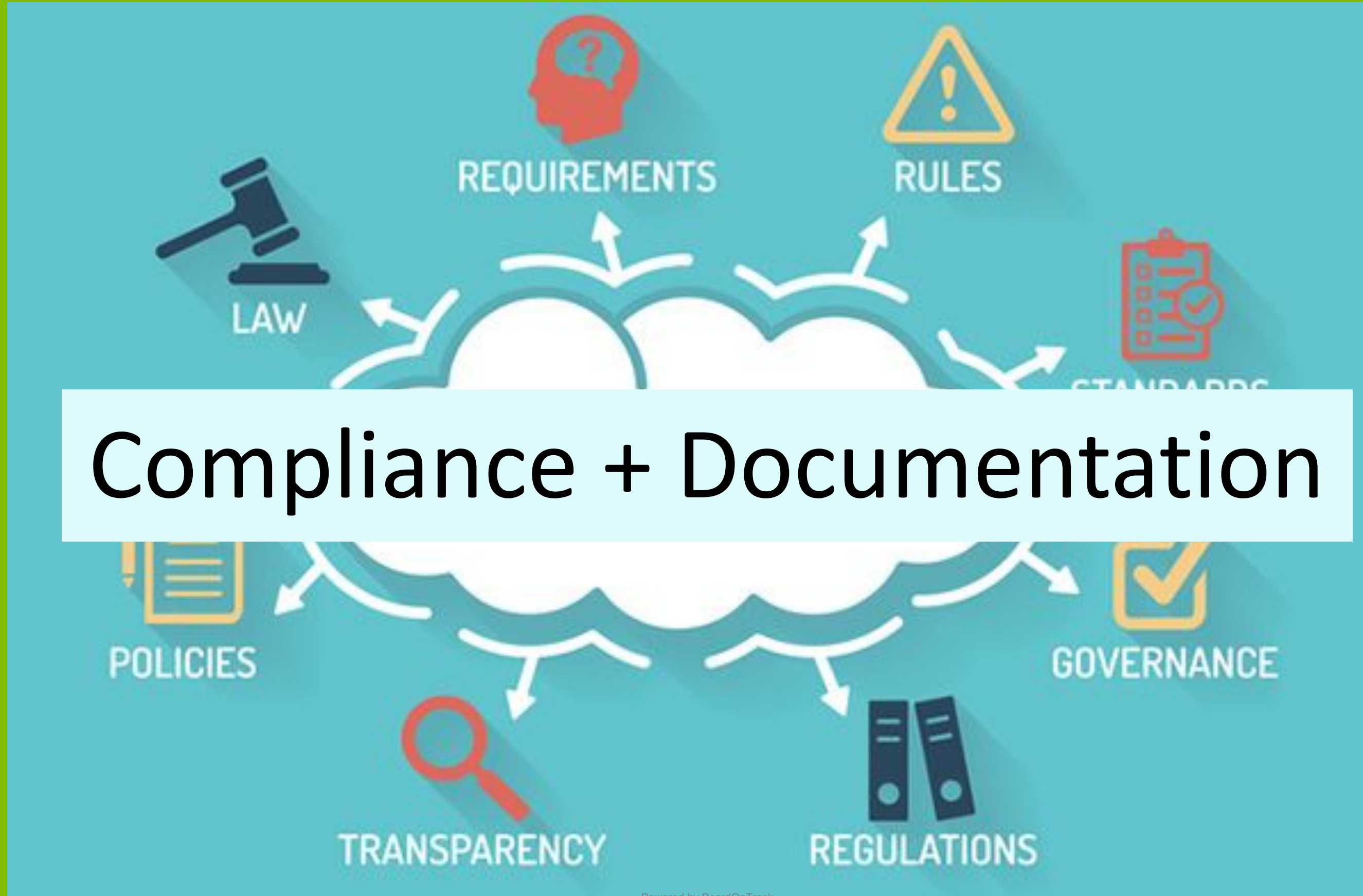
The Board's Role in Renewal

Advocate + Connect



The Board's Role in Renewal

Compliance + Documentation



Board Member Next Steps

Submit the following to Natasha by May 1, 2025:

- [Resume](#)
- Due Diligence Questionnaire
- Board Member Questionnaire



Name of Board Member:
Name of Charter School:

INDEPENDENT CHARTER SCHOOL GOVERNING BOARD MEMBER QUESTIONNAIRE*

Dear Board Member:

As you know, serving as a member of the governing board of an independent charter school is a position of great trust and responsibility. Members of the governing board of an independent charter school act as fiduciaries.¹ For instance, each member owes a duty of care to its nonprofit corporation and is required to perform with the level of care that an ordinary prudence person in a like position would use similar circumstances. This includes making reasonable inquiries as needed.² As part of its fiduciary duties, the governing board of a charter school not only is responsible for ensuring that the charter organization provides high quality educational opportunity and programming for all charter school students, but also must ensure that all public monies it receives are spent responsibly in accordance with all applicable legal, LAUSD and charter requirements.

In order to make its recommendation to the LAUSD Board of Education whether the charter school petition is likely or unlikely to be successfully implemented,³ the Charter Schools Division (CSD) seeks complete and detailed responses to the questions below, as such responses will provide the CSD with critical information necessary to ascertain whether the proposed/renewing charter school will be run in a financially, operationally, and educationally sound manner.

Please answer all questions, initial each page, including any supplemental pages, and sign at the end of the document. Responses of "Not Applicable" are not acceptable. If your initial response to any question is "yes" or "no", please provide a detailed explanation of the basis for the response.

¹*Should be current, within the last 12 months.

A member of a governing board of a charter school owes what is known as a fiduciary duty to the nonprofit corporation and charter school. A fiduciary duty imposes on a member of a governing board of a charter school a duty to act with the utmost good faith in the best interests of their nonprofit corporation and charter school. (*See Wolf v. Superior Court* (2003) 107 Cal. App. 4th 25, 29.)

² (See Corp. Code, § 5231, subd. (a).)

³ (See Ed. Code, § 47605, subd. (c).)

-
1. Describe at least five of the key roles, functions, and/or responsibilities of a public charter school governing board. Based on your experience and understanding, prioritize them and briefly explain their importance.
 2. Describe the innovative features of your petition and how they will lead to improved student outcomes for the community you are planning to serve. Please be specific.
 3. Please describe the specific expertise and experience, as well as personal attributes, that you bring to the board, including service on any other governing boards, and how they will contribute to the board's ability to monitor the school's academic, operational, and fiscal policies and practices.
 4. Describe a scenario that represents a conflict of interest. Outline the steps, if any, you would expect your governing board to take to address such a conflict.
 5. As a decision-making body, what are the most important factors that the charter school's governing board will consider in order to ensure sound decisions?
 6. Describe your experience and/or connection with the community that your school proposes to serve.
 7. Describe a difficult professional or financial decision that you have had to make. What factors did you consider and how did you implement the decision?
 8. In the event that the governing board finds it necessary to replace or add a board member, what qualifications and other factors will you expect and/or consider in evaluating candidates?
 9. Please identify your relationship, if any, with each of the following:
 - a. Lead petitioner: SELECT ALL DESCRIPTORS THAT APPLY.
 - ☐ Immediate Family (spouse, domestic partner, child, parent) (Specify: _____)
 - ☐ Non-immediate family (Specify: _____)
 - ☐ Professional/business Friend (Specify: _____)
 - ☐ Casual/social (Specify: _____)
 - ☐ Other (Specify: _____)
 - ☐ Non

- b. Board chair or president: SELECT ALL DESCRIPTORS THAT APPLY.
- ☐ Immediate Family (spouse, domestic partner, child, parent) (Specify:_____)
 - ☐ Non-immediate family (Specify:_____)
 - ☐ Professional/business Friend (Specify:_____)
 - ☐ Casual/social (Specify:_____)
 - ☐ Other (Specify:_____)
 - ☐ None
- c. Proposed executive director/chief executive officer: SELECT ALL DESCRIPTORS THAT APPLY.
- ☐ Immediate Family (spouse, domestic partner, child, parent) (Specify:_____)
 - ☐ Non-immediate family (Specify:_____)
 - ☐ Professional/business Friend (Specify:_____)
 - ☐ Casual/social (Specify:_____)
 - ☐ Other (Specify:_____)
 - ☐ None
- d. Proposed director/principal: SELECT ALL DESCRIPTORS THAT APPLY.
- ☐ Immediate Family (spouse, domestic partner, child, parent) (Specify:_____)
 - ☐ Non-immediate family (Specify:_____)
 - ☐ Professional/business Friend (Specify:_____)
 - ☐ Casual/social (Specify:_____)
 - ☐ Other (Specify:_____)
 - ☐ None
- e. Other members of the governing board: SELECT ALL DESCRIPTORS THAT APPLY.
- ☐ One or more is immediate family (spouse, domestic partner, child, parent) (Specify:_____)
 - ☐ One or more is non-immediate family (Specify:_____)
 - ☐ I have a professional/business relationship with one or more (Specify:_____)
 - ☐ One or more is a friend (Specify:_____)
 - ☐ One or more is a casual/social acquaintance (Specify:_____)
 - ☐ Other (Specify:_____)
 - ☐ None
- f. Any prospective employees or vendors, including the on-site financial manager: SELECT ALL DESCRIPTORS THAT APPLY.
- ☐ One or more is immediate family (spouse, domestic partner, child, parent) (Specify:_____)
 - ☐ One or more is non-immediate family (Specify:_____)
 - ☐ I have a professional/business relationship with one or more (Specify:_____)
 - ☐ One or more is a friend (Specify:_____)
 - ☐ One or more is a casual/social acquaintance (Specify:_____)
 - ☐ Other (Specify:_____)
 - ☐ None

10. List other charter schools for which you serve as a board member or of which you are an employee.
☐ None
☐ Specify: _____
11. Do you have a child or any relative who attends the charter school?
☐ None
☐ Yes, specify relationship and grade level _____
12. Please confirm whether you have accepted, solicited, or directed contributions exceeding \$250 from any party to or participant in the pending proceeding involving this charter petition application. If so, please identify them.

Printed Name of Board Member

Date

Signature of Board Member

Los Angeles Unified School District Due Diligence Questionnaire

Applicant Information

Name of Representative (First/Middle/Last):

Other Names Used (i.e. Maiden/Former Married):

Date of Birth:

Social Security #:

Current address:

City

:

State:

Zip Code:

How long at current address?

Prior Addresses:

Background Information (Please Attach Separate Sheets, if Necessary)

Criminal/Arrests/Convictions History
(Date, Offense and Disposition):Educational History: **Please attach resume**Employment History: **(Last 10 years) Please attach resume/CV**Professional Licenses/Credentials: **(Please attach verification)**

Professional Affiliations (Corporate Positions, Board Positions, and the like.):

Fictitious Business Name Affiliations:

Professional References:

Charter School Background

Name of Proposed or
Renewed Charter
School:

Address (if available):

City

:

State

:

Zip Code:

Nonprofit Corporation/Entity Operating
Charter School:Other Charter Schools with which Affiliated (currently and
previously):

Location of Other Charter Schools:

Authorization to Release Information

My signature affirms that all information on this questionnaire is true to the best of my knowledge. Further, I authorize all employers, institutions, government agencies and persons named as references to release information for use in establishing my qualifications and credentials for operating a charter school. This authorization:

- Authorizes the Los Angeles Unified School District through the Office of Inspector General (OIG) to perform a due diligence search of publically available information on me, a proposed operational leader of the charter school (e.g. Executive Director, Director/Principal, School Administrator, or Fiscal/Business Administrator).
- Acknowledges that those who provide information and verification based upon any information I have provided herein are not liable for providing information.
- Acknowledges that the Los Angeles Unified School District and any agent acting on its behalf will not be liable for requesting or using collected information.
- Is valid during the charter petition process and during any resulting period of employment and/or association with the above proposed or existing Charter School.
- Is an indication of my knowledge and understanding that the information provided will be used to investigate my background and perform a due diligence search of publically available information. Relevant results from search of publically available information may be publicly disclosed as part of the charter/renewal petition review process.
- Submission of the individual's social security number is voluntary but highly recommended. Social security numbers shall be kept confidential. Please note that the OIG will not be able to complete a due diligence search without the social security number, which is a unique identifier. Without a complete due diligence report, the Charter Schools Division cannot determine the capacity of a charter organization to successfully implement the educational program and operate a public charter school.

Signature

Print Name:

Signature:

Date:

Title:

Coversheet

BUR Conexion Update

Section:	VI. BUR Conexion Update
Item:	A. BUR Conexion Update
Purpose:	FYI
Submitted by:	
Related Material:	CNCA-Board-Update-BUR-CONEXION-March 2025.pdf



CNCA Board Update Bur Conexion-Playground Project

20
años | Camino
Nuevo
Charter
Academy



March 27, 2025

Overview

- Construction has been completed on Conexion & Playground.
- Parking Lot was restored, slurry seal and restriped.
- Passed Final Inspection and Certificate of Occupancy was issued.
- All invoices related to the project were reviewed and tracked.
- All contracts, agreements and change orders were reviewed.
- BUR Centro (661) requires final inspection and clearance from the City regarding Parking Reduction and Building Inspection.
- Project has one remaining City Planning item, wall height increase.
- BUR would like to add a Reading Garden & additional security gate at top of new Ramp and Stairs for student control.
- Total cost for S.F. is \$216.92. Project Area is 7,750 S.F.

Approved Budget

CNCA Board	Approved	Amount	Funding
Regular Board Meeting	4-9-24	900,000.00	ESSER III Grant
	4-9-24	100,000.00	BUR Deferred Maintenance
	4-9-24	355,560.55	BUR. For Additional Playground Appartus, Equipment and Sports Court
Special Board Meeting	7-11-24	250,000.00	BUR. Demolish & replace the Failed Playground Wall Including Plans, Engineering, Permits
	7-11-24	120,000.00	BUR. To Replace Burlington Ave Fence, Main Entrance
		1,725,560.55	

Project Costs

Vendor	Budget	YTD Costs	Description
KDA Architectural Design	127,500.00	114,491.00	Project Design, development, construction plans, supervision
Akerman Legal Fees	60,000.00	130,868.74	Entitlements, City Planning, permits, lot ties, zoning, variances, reduce parking
SIECO Construction Contract	888,000.00	754,193.34	Demo, construction, barriers, PM
SIECO Change Orders 1-6	370,000.00	214,594.46	Playground & Bur Avenue fences
LADBS Plan Check and Permits	23,000.00	29,358.26	Permit fees paid by SIECO
City Planning Application Fee	0.00	13,447.59	Fence height exemption to 10'-0"
Accu-Test Labs URM Testing	0.00	7,200.00	Old Playground wall structural testing
Pacific Play Systems	122,560.55	126,550.00	Playground apparatus at Elementary
Preferred Turf	90,000.00	92,063.00	Sport court, hoops & turf at Elementary
	TOTAL	1,482,766.39	

Budget – Cost Summary

Approved Budget – April 9, 2024 & July 11, 2024 \$1,725,560.55

YTD Costs – All vendors/contractors	\$1,482,766.39
-------------------------------------	----------------

Remaining Costs:

- SIECO Change Order # 7 \$ 55,830.00
 - SIECO Final Billing \$128,153.88
 - Akerman, April Invoice (estimated) \$ 10,000.00
 - City Planning Fee for wall height \$ 3,500.00
 - KDA, April Invoice (estimated) \$ 1,740.00 \$ 199,223.88
- \$1,681,990.27

+PROJECT BALANCE \$ 43,570.28

Budget Challenges


- Akerman Legal Fees of \$130,868.74 exceeded the budget of \$60,000.00 due to City Case Management Submittals, City Planning, City Council Clearance, parking lot reduction, project across five property parcels, and walkway covenants that required additional legal support in the amount of \$63,056.68 to resolve. Other legal fees were required for demo permits, building permits, ESSER Grant, project review and City submittals.
- Permit fees exceeded budget as LADBS segmented the Project, rather than permit as one large project plus City Planning Fees cost \$42,805.85. Budget was \$23,000.00 for permits and City Planning.
- LADBS required plan review, soil testing, grading and engineering totaling \$48,992.00 due to the METRO being under the Playground. LADBS corrections included increased block thickness, increased concrete strength and rebar totaling an additional \$42,984.00 in construction costs.
- An additional \$18,500.00 was spent for Parking Lot Restoration, three drains in the walkway at \$9,500.00 and a PIV Fire enclosure at \$3,600.00.
- An estimated \$50,500.00 is required for 669 Lot Line Adjustment, legal, City Planning fees, Surveyor and recording fees. This property will be tied into the Parking Lot.



BRIDGE FOOTING
REQUIRED TO SPAN
THE METRO TUNNEL.
REQUIRED DRAINAGE.



B LINE - METRO



PARKING LOT BEFORE AND AFTER RESTORATION



INCREASED BLOCK SIZE 12" WITH ADDED REBAR
CORRECTIONS BY LADBS. PLEASE NOTE THE
THE HEIGHT DIFFERENCE TO PARKING LOT ALSO
REQUIRING ADDITIONAL SOILS ENGINEERING.



CONNEXION WALKWAY
SHOWING DRAIN ROUGH
IN. NEW FENCE IS
INSTALLED.



Coversheet

Security Vendor Selection

Section:	VII. Security Vendor Selection
Item:	A. Security Vendor Selection
Purpose:	Vote
Submitted by:	
Related Material:	CNCA-Security-RFP-March-2025.pdf

CNCA Security RFP

- Three candidates, all experienced, licensed, insured and guard cards:
 - ASG, J&A Security Group, Signal 88
 - All three vendor bids from an RFP Template with a large # of hours.
 - Annually Projected Costs. You may add hours upon request.

Contractor	Burlington	Dalzell	Soccer Field	Additional Services
ASG	108,652,88	90,380.08	44,557.52	Armed guard, patrol vehicle, Holiday rover
J&A	114,404.00	95,164.00	46,916.00	Armed guard, patrol vehicle, Holiday rover
SIGNAL 88	107,449.00	89,377.00	41,527.00	Holiday rover if guard accepts assignment

Security Recommendation

- Select J&A: 22 years of law enforcement (LAPD), previous owner of the Signal 88 franchise, Mr. Greg Jacks is the original CNCA security provider and knows CNCA and the neighborhoods. J&A offers better training, uniformed presence, local supervision and can provide emergency support 24/7.
- ASG – good bid but we don't know enough about them. They provide guard service for schools in better neighborhoods.
- Signal 88 – current franchise owner does not return calls in a timely manner, they left CNCA “hanging” for coverage over Winter Break and the guards do not patrol or check the buildings. Lack of training and transparency with CNCA.

Coversheet

Declaration of Need (DON) for Fully Qualified Educators - CNCA, CNCA #2, CNCA #3, CNCA #4 and CNHS #2

Section: IX. Declaration of Need (DON) for Fully Qualified Educators - CNCA,
CNCA #2, CNCA #3, CNCA #4 and CNHS #
Item: A. Declaration of Need (DON) for Fully Qualified Educators - CNCA,
CNCA #2, CNCA #3, CNCA #4 and CNHS #2
Purpose: Vote
Submitted by:
Related Material: Declaration of Need CL-500 25-26SY.pdf
2025-2026 CNCA DON Letter Supporting CDS Codes.pdf



State of California
Commission on Teacher Credentialing
Certification Division
651 Bannon Street, Suite 601
Sacramento, CA 95811

Email: credentials@ctc.ca.gov
Website: www.ctc.ca.gov

DECLARATION OF NEED FOR FULLY QUALIFIED EDUCATORS

Original Declaration of Need for year: 2025

Revised Declaration of Need for year: _____

FOR SERVICE IN A SCHOOL DISTRICT OR DISTRICT/COUNTY AUTHORIZED CHARTER SCHOOL

Name of District or Charter: Camino Nuevo Charter Academy District CDS Code: See Attached List

Name of County: Los Angeles County CDS Code: 20120

By submitting this annual declaration, the district is certifying the following:

- A diligent search, as defined below, to recruit a fully prepared teacher for the assignment(s) was made
- If a suitable fully prepared teacher is not available to the school district, the district will make a reasonable effort to recruit based on the priority stated below

The governing board/body of the school district or charter school specified above adopted a declaration at a regularly scheduled public meeting held on 4/8/25 certifying that there is an insufficient number of certificated persons who meet the district's specified employment criteria for the position(s) listed on the attached form. The attached form was part of the agenda, and the declaration did NOT appear as part of a consent calendar.

► **Enclose a copy of the board agenda item**

With my signature below, I verify that the item was acted upon favorably by the board. The declaration shall remain in force until June 30, 2026.

Submitted by (Superintendent, Board Secretary, or Designee):

Adriana Abich _____ Chief Executive Officer
Name Signature Title

_____ (213) 596-3878 _____
Fax Number Telephone Number Date

3435 W Temple St. Los Angeles CA 90026
Mailing Address

Adriana.Abich@CaminoNuevo.org
Email Address

FOR SERVICE IN A COUNTY OFFICE OF EDUCATION, STATE AGENCY OR NONPUBLIC SCHOOL AGENCY

Name of County _____ County CDS Code _____

Name of State Agency _____

Name of NPS/NPA _____ County of Location _____

The Superintendent of the County Office of Education or the Director of the State Agency or the Director of the NPS/NPA specified above adopted a declaration on ____/____/____, at least 72 hours following his or her public announcement that such a declaration would be made, certifying that there is an insufficient number of certificated persons who meet the county's, agency's or school's specified employment criteria for the position(s) listed on the attached form.

The declaration shall remain in force until June 30, _____.

► **Enclose a copy of the public announcement**

Submitted by Superintendent, Director, or Designee:

Name	Signature	Title
Fax Number	Telephone Number	Date
Mailing Address		
EMail Address		

- *This declaration must be on file with the Commission on Teacher Credentialing before any emergency permits will be issued for service with the employing agency*

AREAS OF ANTICIPATED NEED FOR FULLY QUALIFIED EDUCATORS

Based on the previous year's actual needs and projections of enrollment, please indicate the number of emergency permits the employing agency estimates it will need in each of the identified areas during the valid period of this Declaration of Need for Fully Qualified Educators. This declaration shall be valid only for the type(s) and subjects(s) identified below.

This declaration must be revised by the employing agency when the total number of emergency permits applied for exceeds the estimate by ten percent. Board approval is required for a revision.

Type of Emergency Permit	Estimated Number Needed
CLAD/English Learner Authorization (applicant already holds teaching credential)	15
Bilingual Authorization (applicant already holds teaching credential)	25
List target language(s) for bilingual authorization: Spanish	
Resource Specialist	0
Teacher Librarian Services	0
Emergency Transitional Kindergarten (ETK)	3

LIMITED ASSIGNMENT PERMITS

Limited Assignment Permits may only be issued to applicants holding a valid California teaching credential based on a baccalaureate degree and a professional preparation program including student teaching.

Based on the previous year's actual needs and projections of enrollment, please indicate the number of Limited Assignment Permits the employing agency estimates it will need in the following areas. Additionally, for the Single Subject Limited Assignment Permits estimated, please include the authorization(s) which will be requested:

TYPE OF LIMITED ASSIGNMENT PERMIT	ESTIMATED NUMBER NEEDED
Multiple Subject	2
Single Subject	6
Special Education	3
TOTAL	11

Authorizations for Single Subject Limited Assignment Permits

SUBJECT	ESTIMATED NUMBER NEEDED	SUBJECT	ESTIMATED NUMBER NEEDED
Agriculture		Mathematics	2
Art		Music	
Business		Physical Education	
Dance		Science: Biological Sciences	1
English	1	Science: Chemistry	1
Foundational-Level Math		Science: Geoscience	
Foundational-Level Science		Science: Physics	
Health		Social Science	
Home Economics		Theater	
Industrial & Technology Education		World Languages (specify)	ELD-1

EFFORTS TO RECRUIT CERTIFIED PERSONNEL

The employing agency declares that it has implemented in policy and practices a process for conducting a diligent search that includes, but is not limited to, distributing job announcements, contacting college and university placement centers, advertising in local newspapers, exploring incentives included in the Teaching as a Priority Block Grant (refer to www.cde.ca.gov for details), participating in state and regional recruitment centers and participating in job fairs in California.

If a suitable fully prepared teacher is not available to the school district, the district made reasonable efforts to recruit an individual for the assignment, in the following order:

- A candidate who qualifies and agrees to participate in an approved internship program in the region of the school district
- An individual who is scheduled to complete initial preparation requirements within six months

EFFORTS TO CERTIFY, ASSIGN, AND DEVELOP FULLY QUALIFIED PERSONNEL

Has your agency established a District Intern program?

☐ Yes ☒ No

If no, explain. We offer a pathway to teaching that feeds into our LMU Intern Pathway partnership.

Does your agency participate in a Commission-approved college or university internship program?

☒ Yes ☐ No

If yes, how many interns do you expect to have this year? 6-10

If yes, list each college or university with which you participate in an internship program.

LMU, TFA, Cal State LA, LACOE, Azusa Pacific, CSUF, CSULB, Alliant, and National Univ.

If no, explain why you do not participate in an internship program.

N/A



3435 W. Temple Street
Los Angeles, CA 90026
Phone: 213-417-3400
Fax: 323-663-3132
www.caminonuevo.org

April 8, 2025

Commission on Teacher Credentialing
Certification Division

On April 8, 2025, the Camino Nuevo Charter Academy's Board of Directors approved a Declaration of Need for the following charter schools within our network:

19-64733-6117667	Camino Nuevo Charter Academy
19-64733-0122861	Camino Nuevo Charter Academy #2
19-64733-0122564	Camino Nuevo Charter Academy #3
19-64733-0124826	Camino Nuevo Charter Academy #4
19-64733-0127910	Camino Nuevo High School #2

Please accept this letter in addition to form CL-500 specifying the names of the Charters and CDS codes approved by the Board for 2025-2026 school year.

If you have additional questions or require further clarification, please contact Yedid Ruvalcaba, Credentials & Compliance Coordinator at Yedid.Ruvalcaba@pueblonuevo.org.

Sincerely,

Adriana Abich
Chief Executive Officer
Camino Nuevo Charter Academy



Coversheet

Attendance and Enrollment Updates

Section: X. School and Academic Updates
Item: A. Attendance and Enrollment Updates
Purpose: FYI
Submitted by:
Related Material:
4-8-25 Board Meeting Presentation (Attendance and Chronic Absenteeism).pdf
April 2025 Board Enrollment Update.pdf



Attendance Initiative for the 24-25 School Year

Priority Focus on Chronic Absenteeism



Camino
Nuevo
Charter
Academy

Jeannette Sandoval
Director of Student Experience

April 8, 2025





Vision

Strengthen family partnerships in support of all of our students attending school on a consistent basis.

Provide a comprehensive blueprint to include a ***community call to action*** as we tackle this pressing need for increased attendance across the network.

We all own our students' success.

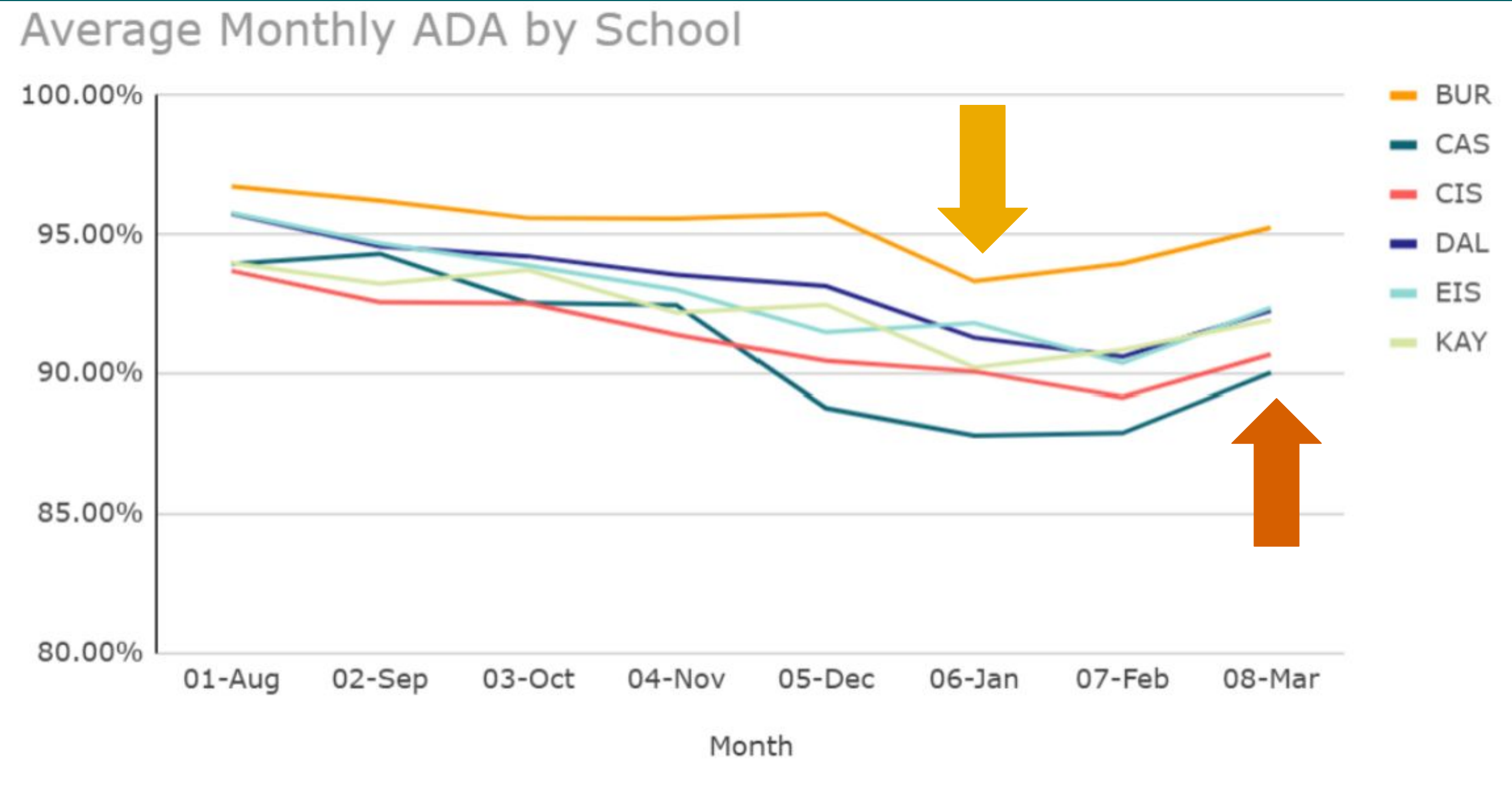




Average Daily Attendance (ADA)

MONTH	BUR	CAS	CIS	DAL	EIS	KAY	TOTAL
January	93.01%	87.59%	89.72%	91.37%	91.24%	90.31%	90.54%
February	93.96%	87.91%	89.19%	90.62%	90.39%	90.87%	90.49%
March*	95.26%	90.05%	90.70%	92.27%	92.38%	91.93%	92.10%
Total	94.07%	88.51%	89.87%	91.42%	91.33%	91.03%	91.04%

Average Monthly ADA by School





ADA Data for August – March

2021-2022	2022-2023	2023-2024	2024-2025
86.14%	89.61%	91.10%	92.74%

94% ADA Goal for our CNCA
Organization

Chronic Absenteeism Across Our Network

24-25	BUR	KAY	CAS	EIS	CIS	DAL	TOTAL
S1	13.73%	32.38%	36.29%	22.49%	37.21%	23.60%	27.61%

23-24	BUR	KAY	CAS	EIS	CIS	DAL	TOTAL
S1	15.36%	35.59%	47.51%	31.63%	41.72%	30.36%	33.69%

**We have decreased C.A. by 6% across the network.
Our Org-Wide Goal is less than 20% C.A. by 2028.**



Quarter 3 Reflection

Strengths:

- Spring into Attendance Challenge:
 - The school with the greatest decrease in chronic absenteeism wins a paletas party for their staff
 - The classroom with the highest ADA per school the week wins a classroom pizza party
 - All students who come to school the Monday after Spring Break will earn a free dress pass
- Org-wide and Schoolwide Systems
- Increased Communication with Families

Challenges:

- In addition to our anticipated impact of the holidays, family travel, and cold/flu season, we were also impacted by:
 - Immigration Policy Concerns

Next Steps:

- Touchpoints with parents around ADA and Chronic Absenteeism during upcoming parent-teacher conferences
- Identifying the role of our teachers in supporting our school community with our attendance and chronic absenteeism efforts



Questions



April Enrollment Update *2024-2025SY*

20
años

Camino
Nuevo
Charter
Academy





School Site | Current Enrollment as of 3/26/25 – 2 Year Comparison

24/25 Enrollment- 3/26/25 vs 3/27/24	Original Budget	Current	Last Year	Difference from budget	Potential Fiscal Impact on Budget	Change from Last Year
BUR	603	602	602	-1	-\$15,600.00	0.00%
KAY	709	702	694	-7	-\$109,200.00	1.14%
CAS	451	477	448	26	\$405,600.00	6.08%
EIS	273	269	272	-4	-\$62,400.00	-1.12%
CIS	515	466	505	-49	-\$764,400.00	-8.37%
DAL	505	507	491	2	\$31,200.00	3.16%
CNCA	3056	3023	3012	-33	-\$514,800.00	0.36%

Overall – CNCA is serving 11 students more than last year, but 33 less than the budget target.

BUR – Steady enrollment and interest. The demographics, like birthrate, housing and job market are slightly impacting BUR.

KAY – Current enrollment is -7 students below original target, but KAY is 29 students higher than last year. KAY is on average serving more students than they have in past years.

CAS – Enrollment is higher than budget and last year, and interest is higher overall. CAS enrollment is stronger than it has been in past years.

EIS – Steady enrollment overall with some attrition. Interest is waning given that we haven't been extending many offers on the waitlist.

DAL – Enrollment and interest is consistent. There is a lot of mobility within high school, but DAL is serving more students this year.

CIS – Enrollment is 49 less than budget and 39 less than last year. It has been a mix of students exiting and demographic trends impacting the neighborhood.



School Site | Re-Enrollment “Returning” – 2 Year Comparison

Notes

Re-Enrollment	2025	2024	Variance
BUR	542	543	-1
KAY	611	594	17
CAS	395	360	35
EIS	252	267	-15
CIS	402	426	-24
DAL	395	384	11

- **BUR** has 1 fewer returning student compared to last year while **KAY, CAS, and DAL** all have more returning students. ***Retaining and increasing returning students is critical to sustainable enrollment in this declining market.*** The growth in KAY (+17), CAS (+35), and DAL (+11) is a positive trend for these schools.
- **EIS** has 15 less returning students than last year. While attrition from CAS’s 5th grade class is relatively low, lower returning student numbers mean we need to recruit more in the spring to close the gap for the 25/26 school year.
- **CIS** has 24 fewer returning students compared to last year, but also has 39 less students enrolled. We will have to recruit more students for this year and 25/26 school year to close the gap.



School Site: Enrollment & Open Seats for the 25–26SY

Site	25/26 Targets	25/26 Projections	Open Seats	Applications	Waitlist	W/R/D
Burlington	603	615	-12	219	97	48
Kayne Siart	710	732	-22	189	6	67
Castellanos	458	470	-12	122	9	38
Eisner	273	281	-8	62	4	30
Cisneros	450	440	10	77	2	42
Dalzell	505	559	-54	336	80	92
CNCA	2999	3097	-98	1005	198	317

Open Seats by Grade Level	
Grade	
TK	19
K	-8
1st to 5th	-34
6th to 8th	-18
9th	-24

BUR, KAY, CAS, and DAL are projected to exceed their enrollment targets.

- **BUR and KAY:** Both schools are projected to be over-enrolled (-12 and -22 open seats, respectively). Despite lower applications, strong retention and steady demand are keeping enrollment stable.
- **CAS:** Currently projected to exceed its target by 12 students, showing strong interest, likely due to its dual-language program and wraparound services.
- **DAL:** Seeing the highest surplus in projected enrollment (-54 open seats). This reflects strong word-of-mouth and growing appreciation for the academic program and school culture.

EIS and CIS have open seats remaining.

- **EIS:** Still has 3 open seats in 6th grade, suggesting that some recruitment efforts may be needed to meet the target. Lower application numbers may be due to families not perceiving EIS as an available option due to frustrations with last year's waitlist.
- **CIS:** Still has 10 open seats remaining, with applications trending lower. Recruitment will be necessary to close the gap, especially in early grades.



CNCA CIS Enrollment Strategy

The Enrollment Team has been focused on:

- **Presence in the Community:**
 - Billboards, murals, canvassing, door tags, swag, community events, phone banking, and partnership cultivation
- **Marketing on Social Media:**
 - Increase our presence on social media
 - CIS specific outreach on social media ads
 - Increased budget = Increased engagement
- **Strengthening Enrollment Protocols:**
 - Receive, review and accept incoming students in a timely manner (within 24 hours)
 - Create a Community Events calendar; include school leaders or school staff in community events and canvassing
- **Partnerships and Programming:**
 - YOLA at Cisneros
 - We are bringing our YOLA partnership to Cisneros for the 2025-2026 school year!
 - Enrollment Professor
 - We have partnered with Enrollment Professor to support our enrollment strategy at our Cisneros campus.
 - They will design, develop and manage our enrollment effort to produce measurable results for our school site!



Community Outreach & Enrollment Strategy: Challenges & Opportunities

Strategic Response and Solutions

- **Expanded Outreach:** Strengthened partnerships, event participation, and active canvassing to engage prospective families.
- **Targeted Marketing:** Focused advertising, community swag (hats, umbrellas, pens, t-shirts, bumper stickers) Collecting current family testimonials and reviews.
- **Parent & Community Engagement:** Parent Community Leader Committees and referral programs to build trust and increase enrollment.
- **Ongoing Adjustments:** Regular enrollment meetings, cross functional collaboration and data driven strategy shifts.

Enrollment and Application Challenges

- **Declining Enrollment Trends:** Fewer school aged children in LA County due to declining birth rates, rising cost of living, and post pandemic demographic shifts (migration patterns).
- **Internal Barriers:** Waitlist frustrations at BUR & EIS. Families who have exited have shared concerns regarding: immigration policy, behavior challenges, moving out of the area and a long commute.

Questions



**Camino
Nuevo
Charter
Academy**

Coversheet

February 2025 Financials

Section:	XII. Financials
Item:	B. February 2025 Financials
Purpose:	FYI
Submitted by:	
Related Material:	02.25 - CNCA Consolidated - Financial Packet.pdf

CAMINO NUEVO CHARTER ACADEMY - Financial Dashboard (February 2025)

1

Key Performance Indicators

ADA vs. Budget



Cash on Hand



Net Income / (Loss)

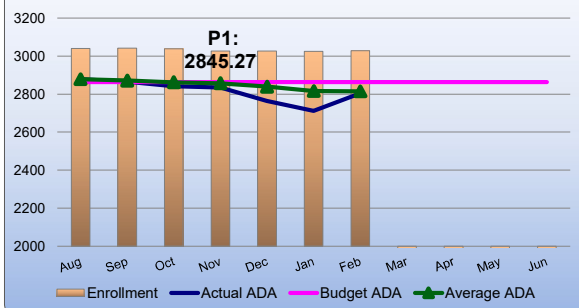


Year-End Cash



2

ADA & Enrollment



KEY POINTS

Enrollment is currently 32 students below budget, resulting in a \$720K decrease in LCFF Revenue.

P2 ADA is forecasted to be 47.73 under budgeted ADA due to lower enrollment and a ADA % trending lower than budgeted.

Forecast includes \$4.29M of restricted one-time funds. An additional \$4.77M remains available to spend through FY27/28. All ESSER funding were fully expended by September 30, 2024 deadline.

3

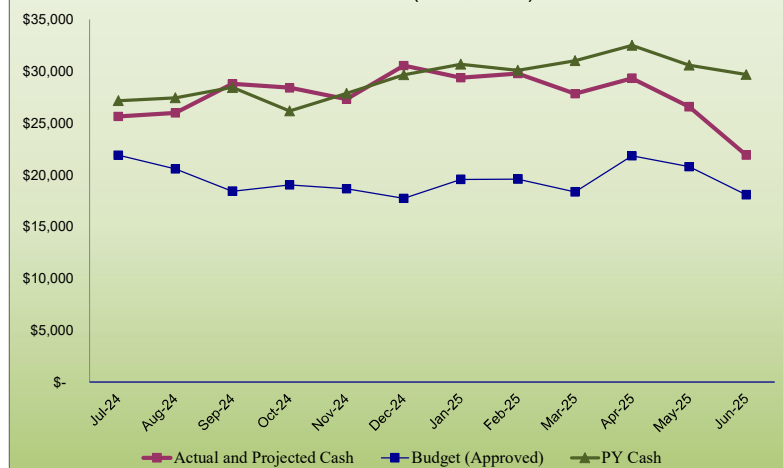
Attendance Analysis	Actual through Month 7	Forecasted P2	Budgeted P2	Budget Variance B/(W)	Prior Month Forecast	Prior Mo Variance B/(W)	FY 23-24 P2	FY 22-23 P2
Enrollment	3,029	3,024	3,056	(32)	3,042	(18)	3,011	2,972
ADA %	92.8%	92.9%	93.7%	-0.8%	93.7%	-0.8%	92.2%	89.6%
Average ADA	2,815.22	2,816.77	2,864.50	(47.73)	2,851.37	(34.60)	2,761.67	2,680.25

4

Income Statement	Actual through 02/28/25	Forecast as of 02/28/25	FY 24-25 Budget	Budget Variance B/(W)	Prior Month Forecast	Prior Mo Variance B/(W)	FY 23-24	FY 22-23
Local Control Funding Formula	27,274,142	43,299,921	44,019,783	(719,863)	43,538,460	(238,539)	41,788,985	37,363,062
Federal Revenue	3,561,028	7,020,728	5,340,206	1,680,522	6,157,231	863,497	7,349,295	8,208,140
State Revenue	16,503,391	12,969,900	12,203,291	766,610	13,434,354	(464,454)	10,836,844	8,077,643
Other Local Revenue	2,309,025	3,154,242	2,941,483	212,759	3,152,452	1,790	4,488,943	4,198,910
Grants/Fundraising	238,915	1,072,941	731,449	341,492	822,378	250,563	771,296	850,526
TOTAL REVENUE	49,886,500	67,517,732	65,236,212	2,281,520	67,104,876	412,856	65,235,363	58,698,282
<i>Total per ADA</i>		23,970	22,774	1,196	23,823	147	23,622	21,900
<i>w/o Grants/Fundraising</i>		23,589	22,519	1,070	23,531	58	23,342	21,583
Certificated Salaries	11,436,202	17,981,084	18,159,128	178,044	17,987,344	6,261	16,025,826	16,042,300
Classified Salaries	4,692,675	7,553,322	7,646,969	93,647	7,660,025	106,703	7,210,319	6,976,915
Benefits	5,409,488	8,379,728	8,805,505	425,776	8,434,524	54,796	7,534,808	7,568,205
Student Supplies	2,619,731	5,189,030	4,774,432	(414,598)	5,172,011	(17,019)	5,023,528	4,159,277
Operating Expenses	13,456,338	25,489,337	23,446,425	(2,042,912)	25,321,094	(168,243)	25,850,708	22,079,760
Other	1,056,390	1,665,842	1,789,825	123,983	1,697,689	31,847	1,630,219	1,530,010
TOTAL EXPENSES	38,670,823	66,258,343	64,622,283	(1,636,060)	66,272,687	14,344	63,275,409	58,356,467
<i>Total per ADA</i>		23,523	22,560	(963)	23,528	(5)	22,912	21,773
NET INCOME / (LOSS)	11,215,676	1,259,388	613,929	645,459	832,188	427,200	1,959,954	341,814

5

Cash Balance (in \$1,000's)



Year-End Cash Balance		
Projected	Budget	Variance
21,907,298	18,073,352	3,833,946

6

Balance Sheet	6/30/2024	1/31/2025	2/28/2025	6/30/2025 FC
Assets				
Cash, Operating	16,875,319	28,285,190	28,696,306	15,079,714
Cash, Restricted	12,823,043	1,091,987	1,091,987	6,827,584
Accounts Receivable	5,988,252	1,206,042	1,202,922	7,537,277
Due From Others	202,055	598,922	779,749	10,881
Other Assets	24,311,029	23,897,771	23,859,275	24,066,214
Net Fixed Assets	39,239,733	39,500,043	39,393,832	39,965,989
Total Assets	99,439,430	94,579,954	95,024,070	93,487,660
Liabilities				
A/P & Payroll	4,019,535	2,429,640	2,266,085	3,923,438
Due to Others	2,071,596	283,760	232,818	1,803,331
Deferred Revenue	12,823,043	989,572	989,572	6,615,584
Other Liabilities	23,288,304	23,288,304	23,288,304	23,288,304
Total Debt	9,435,848	9,230,510	9,230,510	9,023,118
Total Liabilities	51,638,326	36,221,785	36,007,288	44,653,774
Equity				
Beginning Fund Bal.	45,841,150	47,801,104	47,801,104	47,801,104
Net Income/(Loss)	1,959,954	10,557,064	11,215,676	1,259,388
Total Equity	47,801,104	58,358,168	59,016,780	49,060,492
Total Liabilities & Equity	99,439,430	94,579,953	95,024,068	93,714,267
Available Line of Credit				
Days Cash on Hand	100	159	162	85
Cash Reserve %	27.3%	43.7%	44.3%	23.3%

CAMINO NUEVO CHARTER ACADEMY																							
2024-25 Budget by Site																							
Prepared by ExED. For use by ExED and ExED clients only. © 2024 ExED																							
	Camino Nuevo Charter Academy - Burlington			Camino Nuevo Charter Academy #2			Camino Nuevo Charter Academy #3 - Castellanos			Camino Nuevo Charter Academy #3 - Eisner			Camino Nuevo Charter Academy #4 - Cisneros			CNHS #2 - Dalzell Lance High School			Central Admin	CAMINO NUEVO CHARTER ACADEMY			
	2024-25 Budget - Approved	2024-25 Forecast	Budget Variance Better/ (Worse)	2024-25 Budget - Approved	2024-25 Forecast	Budget Variance Better/ (Worse)	2024-25 Budget - Approved	2024-25 Forecast	Budget Variance Better/ (Worse)	2024-25 Budget - Approved	2024-25 Forecast	Budget Variance Better/ (Worse)	2024-25 Budget - Approved	2024-25 Forecast	Budget Variance Better/ (Worse)	2024-25 Budget - Approved	2024-25 Forecast	Budget Variance Better/ (Worse)	2024-25 Forecast	2024-25 Budget - Approved	2024-25 Forecast	Budget Variance Better/ (Worse)	
Enrollment	603	603	-	709	702	(7)	451	470	19	273	270	(3)	515	474	(41)	505	505	-	-	3,056	3,024	(32)	
ADA	572.85	573.16	0	666.46	652.45	(14)	414.92	426.90	12	256.62	254.56	(2)	478.95	435.29	(44)	474.70	474.41	(0)	-	2,864.50	2,816.77	(48)	
ADA %	95.00%	95.06%		94.00%	92.58%		92.00%	91.42%		94.00%	93.31%		93.00%	91.96%		94.00%	93.50%		-	93.73%	92.88%		
UPP	0.00%	99.61%		0.00%	93.78%		0.00%	98.83%		0.00%	96.32%		0.00%	92.88%		0.00%	98.16%		0.00%	96.48%	96.50%		
Income																							
8011-8098 - Local Control Funding Formula Sources																							
8011 Local Control Funding Formula	4,556,670	5,172,780	616,110	5,146,602	5,699,944	553,342	3,388,252	3,934,164	545,912	1,866,775	2,312,195	445,420	3,637,299	4,095,224	457,925	6,370,783	6,340,841	(29,942)	-	24,966,380	27,555,148	2,588,767	
8012 Education Protection Account	1,956,420	1,131,785	(824,635)	2,283,119	1,292,316	(990,803)	1,410,895	839,312	(571,583)	872,611	390,379	(482,233)	1,637,800	671,298	(966,503)	94,940	94,882	(58)	-	8,255,785	4,419,971	(3,835,814)	
8019 Local Control Funding Formula - Prior Year	-	-	-	-	-	-	-	-	-	-	-	-	-	-	-	-	-	-	-	-	-	-	
8096 In Lieu of Property Taxes	2,159,335	2,384,237	224,902	2,512,194	2,714,068	201,874	1,564,024	1,775,823	211,799	967,319	973,119	5,800	1,805,383	1,664,005	(141,378)	1,789,363	1,813,551	24,188	-	10,797,618	11,324,803	527,184	
8098 In Lieu of Property Taxes, Prior Year	-	-	-	-	-	-	-	-	-	-	-	-	-	-	-	-	-	-	-	-	-	-	
Total 8011-8098 - Local Control Funding Formula Sources	8,672,425	8,688,802	16,377	9,941,915	9,706,328	(235,587)	6,363,171	6,549,299	186,127	3,706,705	3,675,693	(31,012)	7,080,482	6,430,526	(649,956)	8,255,085	8,249,274	(5,812)	-	44,019,783	43,299,921	(719,863)	
8100-8299 - Federal Revenue																							
8181 Special Education - Federal (IDEA)	139,369	146,225	6,856	162,143	166,453	4,310	100,946	108,911	7,965	62,433	64,943	2,510	116,524	111,051	(5,473)	115,490	121,031	5,542	-	696,904	718,614	21,710	
8221 Child Nutrition - Federal	545,343	575,570	30,227	377,319	368,233	(9,086)	355,129	433,085	77,956	69,319	98,677	29,358	229,983	229,541	(442)	225,121	217,475	(7,646)	-	1,802,214	1,922,581	120,367	
8223 CACFP Supper	-	-	-	-	-	-	-	-	-	-	-	-	-	-	-	-	-	-	-	-	-	-	
8291 Title I	256,763	257,165	402	250,464	250,695	231	189,132	180,971	(8,161)	106,387	114,637	8,250	233,289	233,289	-	190,692	190,993	301	-	1,226,727	1,227,750	1,023	
8292 Title II	27,459	27,881	422	28,918	29,363	445	20,766	20,186	(580)	11,681	12,787	1,106	23,489	23,887	398	21,137	21,414	277	-	133,450	135,518	2,068	
8294 Title III	49,104	49,104	-	42,071	42,071	-	36,470	36,470	-	11,462	11,462	-	23,445	23,445	-	11,723	11,723	-	-	174,275	174,275	-	
8295 Title IV, SSAE	21,570	22,030	460	21,309	21,764	455	13,509	12,386	(1,123)	8,020	7,846	(174)	18,115	18,502	387	15,236	15,561	325	-	97,759	98,089	330	
8296 Title IV, PCSGP	-	-	-	-	-	-	-	-	-	-	-	-	-	-	-	-	-	-	-	-	-	-	
8297 Facilities Incentive Grant	-	-	-	-	-	-	-	-	-	-	-	-	-	-	-	-	-	-	-	-	-	-	
8299 All Other Federal Revenue	640,000	842,687	202,687	52,203	552,513	500,310	107,577	524,421	416,844	214,291	471,853	257,563	76,562	226,024	149,462	118,245	126,404	8,158	-	1,208,877	2,743,901	1,535,024	
Total 8100-8299 - Other Federal Income	1,679,608	1,920,662	241,054	934,426	1,431,091	496,665	823,530	1,316,429	492,900	483,592	782,205	298,613	721,407	865,739	144,333	697,644	704,600	6,957	-	5,340,206	7,020,728	1,680,522	
8300-8599 - Other State Revenue																							
8520 Child Nutrition - State	127,905	136,177	8,272	103,597	101,242	(2,354)	77,746	94,919	17,173	16,171	25,407	9,236	56,981	64,454	7,473	59,272	58,938	(334)	-	441,673	481,139	39,466	
8550 Mandate Block Grant	11,428	11,428	-	12,641	12,641	-	8,004	8,078	73	5,070	5,070	-	9,078	9,077	(1)	25,527	25,531	4	-	71,748	71,825	76	
8561 State Lottery - Non Prop 20	105,902	114,327	8,424	123,208	130,176	6,968	76,706	85,400	8,694	47,441	50,751	3,310	88,543	87,074	(1,469)	87,758	94,653	6,895	-	529,558	562,382	32,823	
8562 State Lottery - Prop 20	43,079	49,083	6,004	50,119	55,887	5,769	31,202	36,664	5,462	19,298	21,788	2,490	36,018	37,383	1,365	35,698	40,636	4,938	-	215,414	241,441	26,028	
8560 Lottery Revenue	148,981	163,409	14,428	173,327	186,064	12,737	107,908	122,065	14,156	66,739	72,539	5,800	124,561	124,457	(104)	123,455	135,289	11,834	-	744,972	803,823	58,851	
8587 State Grant Pass-Through	-	-	-	-	-	-	-	-	-	-	-	-	-	-	-	-	-	-	-	-	-	-	
8591 SB740	358,049	358,049	-	-	-	-	-	-	-	169,448	169,448	-	-	-	-	312,244	312,244	-	-	839,742	839,742	-	
8592 State Mental Health	46,355	46,380	25	53,930	52,796	(1,134)	33,575	34,545	969	20,766	20,599	(167)	38,757	35,224	(3,533)	38,413	38,389	(23)	-	231,795	227,933	(3,862)	
8593 After School Education & Safety	203,483	203,483	-	203,483	203,483	-	203,483	203,483	-	-	-	-	203,483	203,483	(0)	-	-	-	-	-	813,931	813,931	(0)
8594 Supplemental Categorical Block Grant	-	-	-	-	-	-	-	-	-	-	-	-	-	-	-	-	-	-	-	-	-	-	
8595 Expanded Learning Opportunity Program	1,612,387	1,711,122	98,736	1,249,875	1,350,604	100,729	1,219,820	1,073,798	(146,023)	473,343	497,135	23,792	1,009,923	1,011,793	1,870	-	-	-	-	5,565,348	5,644,453	79,105	
8596 Prop 28 Arts & Music	-	-	-	-	-	-	22,044	8,857	(13,187)	-	-	-	-	55,775	55,775	-	-	-	-	22,044	64,631	42,587	
8599 State Revenue - Other	835,481	1,295,607	460,126	737,478	901,913	164,435	594,528	430,910	(163,618)	196,187	172,254	(23,933)	419,290	456,534	37,244	689,073	765,206	76,133	-	3,472,037	4,022,424	550,387	
Total 8300-8599 - Other State Income	3,344,069	3,925,656	581,587	2,534,330	2,808,743	274,414	2,267,110	1,976,654	(290,456)	947,725	962,453	14,728	1,862,073	1,960,797	98,724	1,247,985	1,335,598	87,613	-	12,203,291	12,969,900	766,610	
8600-8799 - Other Local Revenue																							
8631 Sale of Equipment & Supplies	-	-	-	-	-	-	-	-	-	-	-	-	-	-	-	-	-	-	-	-	-	-	
8634 Food Service Sales	-	-	-	-	-	-	-	-	-	-	-	-	-	-	-	-	-	-	-	-	-	-	
8650 Leases & Rentals	-	14,000	14,000	-	-	-	-	-	-	-	2,383	2,383	-	-	-	-	-	-	-	-	16,383	16,383	
8660 Interest & Dividend Income	25,000	63,000	38,000	25,000	61,000	36,000	15,000	42,000	27,000	10,000	24,500	14,500	15,000	53,000	38,000	25,000	51,000	26,000	-	115,000	294,500	179,500	
8662 Net Increase (Decrease) in Fair Value of Investments	-	-	-	-	-	-	-	-	-	-	-	-	-	-	-	-	-	-	-	-	-	-	
8681 Intra-Agency Fee Income	-	-	-	-	-	-	-	-	-	-	-	-	-	-	-	-	-	-	-	-	-	-	
8682 Childcare & Enrichment Program Fees	-	-	-	-	-	-	-	-	-	-	-	-	-	-	-	-	-	-	-	-	-	-	
8689 All Other Fees & Contracts	-	-	-	-	-	-	-	-	-	-	-	-	-	-	-	-	-	-	-	-	-	-	
8692 Grants	143,678	362,605	218,927	119,161	27,489	(91,672)	99,524	132,763	33,239	109,871	95,992	(13,879)	78,921	362,792	283,871	165,294	57,978	(107,316)	-	716,449	1,039,619	323,170	
8694 In Kind Donations	-	-	-	-	-	-	-	-	-	-	-	-	-	-	-	-	-	-	-	-	-	-	

CAMINO NUEVO CHARTER ACADEMY 2024-25 Budget by Site <small>Prepared by ExED. For use by ExED and ExED clients only. © 2024 ExED</small>																						
	Camino Nuevo Charter Academy - Burlington			Camino Nuevo Charter Academy #2			Camino Nuevo Charter Academy #3 - Castellanos			Camino Nuevo Charter Academy #3 - Eisner			Camino Nuevo Charter Academy #4 - Cisneros			CNHS #2 - Dalzell Lance High School			Central Admin	CAMINO NUEVO CHARTER ACADEMY		
	2024-25 Budget - Approved	2024-25 Forecast	Budget Variance Better/ (Worse)	2024-25 Budget - Approved	2024-25 Forecast	Budget Variance Better/ (Worse)	2024-25 Budget - Approved	2024-25 Forecast	Budget Variance Better/ (Worse)	2024-25 Budget - Approved	2024-25 Forecast	Budget Variance Better/ (Worse)	2024-25 Budget - Approved	2024-25 Forecast	Budget Variance Better/ (Worse)	2024-25 Budget - Approved	2024-25 Forecast	Budget Variance Better/ (Worse)	2024-25 Forecast	2024-25 Budget - Approved	2024-25 Forecast	Budget Variance Better/ (Worse)
8695 Contributions & Events	-	79	79	-	33	33	-	57	57	-	35	35	-	11,079	11,079	15,000	22,039	7,039	-	15,000	33,322	18,322
8696 Other Fundraising	-	-	-	-	-	-	-	-	-	-	-	-	-	-	-	-	-	-	-	-	-	-
8697 E-Rate	12,480	12,480	-	10,042	10,042	0	10,033	10,033	-	10,033	10,033	-	10,080	10,080	-	12,150	12,150	(0)	-	64,818	64,818	(0)
8698 SELPA Grants	-	21,052	21,052	-	24,558	24,558	-	8,100	8,100	-	5,009	5,009	-	15,491	15,491	-	10,423	10,423	-	-	84,634	84,634
8699 All Other Local Revenue	-	1,228	1,228	-	21,894	21,894	-	855	855	-	6,495	6,495	-	893	893	-	6,929	6,929	-	-	38,295	38,295
8792 Transfers of Apportionments - Special Education	552,285	515,391	(36,893)	642,534	586,690	(55,845)	400,024	383,873	(16,152)	247,407	228,903	(18,504)	461,756	391,417	(70,339)	457,658	426,594	(31,064)	-	2,761,664	2,532,868	(228,797)
Total 8600-8799 - Other Income-Local	733,443	989,835	256,392	796,737	731,705	(65,032)	524,581	577,682	53,101	377,312	373,351	(3,960)	565,757	844,752	278,995	675,102	587,114	(87,988)	-	3,672,932	4,104,440	431,508
Prior Year Adjustments																						
8999 Other Prior Year Adjustment	-	28,656	28,656	-	26,472	26,472	-	18,490	18,490	-	11,399	11,399	-	21,442	21,442	-	16,283	16,283	-	-	122,743	122,743
Total Prior Year Adjustments	-	28,656	28,656	-	26,472	26,472	-	18,490	18,490	-	11,399	11,399	-	21,442	21,442	-	16,283	16,283	-	-	122,743	122,743
TOTAL INCOME	14,429,545	15,553,611	1,124,067	14,207,408	14,704,340	496,932	9,978,392	10,438,554	460,162	5,515,334	5,805,101	289,767	10,229,718	10,123,256	(106,462)	10,875,816	10,892,870	17,053	-	65,236,212	67,517,732	2,281,520
Expense																						
1000 - Certificated Salaries																						
1110 Teachers' Salaries	2,313,382	2,213,305	100,077	2,761,740	2,664,648	97,092	1,641,045	1,694,150	(53,105)	952,521	900,806	51,715	1,846,050	1,832,417	13,633	2,159,284	2,078,844	80,440	-	11,674,022	11,384,171	289,852
1120 Teachers' Hourly	-	-	-	-	61,622	(61,622)	60,800	82,921	(22,121)	55,480	69,451	(13,971)	-	2,940	(2,940)	-	-	-	-	116,280	216,935	(100,655)
1170 Teachers' Salaries - Substitute	119,384	134,576	(15,192)	113,090	174,977	(61,887)	55,040	67,958	(12,918)	35,260	48,617	(13,357)	116,477	48,647	67,830	61,160	63,418	(2,258)	-	500,411	538,193	(37,782)
1175 Teachers' Salaries - Stipend/Extra Duty	159,350	179,649	(20,299)	120,980	153,475	(32,495)	142,500	117,601	24,899	55,587	50,917	4,670	162,200	149,415	12,785	148,800	158,198	(9,398)	-	789,417	809,255	(19,838)
1211 Certificated Pupil Support - Librarians	-	-	-	-	-	-	-	-	-	-	-	-	-	-	-	-	-	-	-	-	-	-
1213 Certificated Pupil Support - Guidance & Counseling	-	-	-	-	-	-	-	-	-	-	-	-	-	-	-	-	-	-	-	-	-	-
1215 Certificated Pupil Support - Psychologist	81,690	70,436	11,254	95,620	82,130	13,490	59,541	51,119	8,422	36,530	31,534	4,996	68,746	59,025	9,721	68,129	58,496	9,634	-	410,256	352,740	57,516
1299 Certificated Pupil Support - Other	219,531	218,846	686	154,137	166,592	(12,454)	95,980	103,691	(7,712)	58,886	65,863	(6,977)	110,817	119,728	(8,911)	109,824	122,753	(12,929)	-	749,175	797,472	(48,297)
1300 Certificated Supervisors' & Administrators' Salaries	705,994	819,383	(113,389)	726,725	702,481	24,244	686,327	646,035	40,292	362,819	371,685	(8,867)	557,167	536,930	20,236	880,535	805,804	74,731	-	3,919,566	3,882,318	37,248
1900 Other Certificated Salaries	-	-	-	-	-	-	-	-	-	-	-	-	-	-	-	-	-	-	-	-	-	-
Total 1000 - Certificated Salaries	3,599,330	3,636,194	(36,863)	3,972,292	4,005,925	(33,633)	2,741,233	2,763,476	(22,243)	1,557,083	1,538,874	18,209	2,861,457	2,749,103	112,354	3,427,732	3,287,512	140,220	-	18,159,128	17,981,084	178,044
2000 - Classified Salaries																						
2111 Instructional Aide & Other Salaries	722,180	663,570	58,610	595,439	563,578	31,861	406,377	412,705	(6,329)	139,600	109,336	30,264	398,358	441,984	(43,627)	408,965	289,438	119,527	-	2,670,918	2,480,612	190,306
2121 After School Staff Salaries	-	-	-	-	-	-	-	-	-	-	-	-	-	-	-	25,760	27,391	(1,631)	-	25,760	27,391	(1,631)
2131 Classified Teacher Salaries	243,512	271,377	(27,865)	126,106	114,247	11,859	114,077	97,615	16,462	57,435	59,257	(1,822)	47,364	54,897	(7,533)	-	-	-	-	588,494	597,393	(8,899)
2200 Classified Support Salaries	227,709	231,355	(3,646)	162,902	139,002	23,900	123,805	121,871	1,934	90,176	80,431	9,745	130,678	114,674	16,004	120,452	115,400	5,051	-	855,721	802,733	52,988
2300 Classified Supervisors' & Administrators' Salaries	13,916	63,685	(49,769)	103,167	88,808	14,359	58,830	17,786	41,044	38,186	18,185	20,001	11,711	17,720	(6,009)	71,636	52,751	18,885	-	297,446	258,935	38,512
2400 Classified Office Staff Salaries	327,365	298,474	28,891	231,777	233,488	(1,711)	223,784	187,808	35,976	202,212	184,476	17,736	253,227	246,975	6,252	280,255	286,929	(6,674)	-	1,518,619	1,438,150	80,469
2900 Other Classified Salaries	330,878	352,347	(21,469)	347,993	405,624	(57,631)	282,618	320,603	(37,984)	152,012	180,973	(28,961)	334,640	368,145	(33,505)	241,870	320,420	(78,550)	-	1,690,011	1,948,110	(258,100)
Total 2000 - Classified Salaries	1,865,559	1,880,808	(15,249)	1,567,383	1,544,746	22,637	1,209,492	1,158,388	51,104	679,620	632,657	46,962	1,175,977	1,244,394	(68,417)	1,148,937	1,092,328	56,609	-	7,646,969	7,553,322	93,647
3000 - Employee Benefits																						
3111 STRS - State Teachers Retirement System	687,472	660,022	27,451	758,708	761,893	(3,185)	523,576	515,804	7,771	297,403	300,203	(2,800)	546,538	527,429	19,109	654,697	633,328	21,369	-	3,468,393	3,398,679	69,714
3212 PERS - Public Employee Retirement System	504,634	533,543	(28,910)	423,977	407,565	16,413	327,168	317,790	9,378	183,837	152,940	30,898	318,102	329,005	(10,903)	310,788	287,664	23,123	-	2,068,505	2,028,506	39,999
3213 PARS - Public Agency Retirement System	-	-	-	-	-	-	-	-	-	-	-	-	-	-	-	-	-	-	-	-	-	-
3311 OASDI - Social Security	115,665	124,097	(8,432)	97,178	95,294	1,884	74,989	74,045	944	42,136	35,984	6,152	72,911	75,506	(2,595)	71,234	67,791	3,443	-	474,112	472,716	1,396
3331 MED - Medicare	79,241	78,919	322	80,325	79,431	895	57,286	56,255	1,030	32,432	31,342	1,090	58,543	57,355	1,187	66,362	63,496	2,866	-	374,188	366,799	7,390
3401 H&W - Health & Welfare	419,673	415,778	3,895	448,615	412,252	36,363	360,456	280,322	80,135	148,551	149,924	(1,373)	328,011	290,598	37,413	372,756	395,203	(22,448)	-	2,078,062	1,944,077	133,985
3501 SUI - State Unemployment Insurance	2,732	2,038	695	2,770	2,070	700	1,975	1,463	512	1,118	829	289	2,019	1,478	541	2,288	1,631	657	-	12,903	9,509	3,394
3601 Workers' Compensation Insurance	67,267	54,356	12,911	66,870	56,713	10,157	54,723	33,879	20,845	28,460	21,369	7,091	56,892	37,583	19,309	55,129	41,789	13,340	-	329,340	245,688	83,653
3751 OPEB, Active Employees	-	-	-	-	-	-	-	-	-	-	-	-	-	-	-	-	-	-	-	-	-	-
3901 Other Retirement Benefits	-	9	(9)	-	11	(11)	-	7	(7)	-	4	(4)	-	140	(140)	-	(55)	55	-	-	116	(116)
3902 Other Benefits	-	(15,285)	15,285	-	(14,129)	14,129	-	(4,155)	4,155	-	(4,244)	4,244	-	(15,716)	15,716	-	(32,832)	32,832	-	-	(86,362)	86,362
Total 3000 - Employee Benefits	1,876,684	1,853,476	23,208	1,878,443	1,801,098	77,345	1,400,172	1,275,409	124,763	733,938	688,351	45,588	1,383,015	1,303,378	79,637	1,533,253	1,458,016	75,236	-	8,805,505	8,379,728	425,776
4000 - Supplies																						
4111 Core Curricula Materials	113,257	123,695	(10,437)	113,500	140,065	(26,565)	32,500	118,030	(85,530)	35,359	56,172	(20,813)	117,409	125,260	(7,851)	35,000	60,266	(25,266)	-	447,026	623,488	(176,462)
4211 Books & Other Reference Materials	3,000	19,035	(16,035)	5,000	6,000	(1,000)	3,700	3,700	-	3,000	3,000	-	3,000	18,805	(15,805)	15,000	15,000	-	-	32,700	65,540	(32,840)
4311 Student Materials	60,453	94,333	(33,881)	55,369	97,941	(42,573)	42,742	36,664	6,078	28,771	28,681	90	36,018	37,383	(1,365)	68,143	72,643	(4,500)	-	291,495	367,646	(76,150)

CAMINO NUEVO CHARTER ACADEMY 2024-25 Budget by Site Prepared by ExED. For use by ExED and ExED clients only. © 2024 ExED																						
	Camino Nuevo Charter Academy - Burlington			Camino Nuevo Charter Academy #2			Camino Nuevo Charter Academy #3 - Castellanos			Camino Nuevo Charter Academy #3 - Eisner			Camino Nuevo Charter Academy #4 - Cisneros			CNHS #2 - Dalzell Lance High School			Central Admin	CAMINO NUEVO CHARTER ACADEMY		
	2024-25 Budget - Approved	2024-25 Forecast	Budget Variance Better/ (Worse)	2024-25 Budget - Approved	2024-25 Forecast	Budget Variance Better/ (Worse)	2024-25 Budget - Approved	2024-25 Forecast	Budget Variance Better/ (Worse)	2024-25 Budget - Approved	2024-25 Forecast	Budget Variance Better/ (Worse)	2024-25 Budget - Approved	2024-25 Forecast	Budget Variance Better/ (Worse)	2024-25 Budget - Approved	2024-25 Forecast	Budget Variance Better/ (Worse)	2024-25 Forecast	2024-25 Budget - Approved	2024-25 Forecast	Budget Variance Better/ (Worse)
4351 Office Supplies	12,000	12,675	(675)	21,600	21,600	-	21,000	21,000	-	4,020	4,020	-	15,600	15,600	-	18,000	18,000	-	-	92,220	92,895	(675)
4371 Custodial Supplies	54,000	54,000	-	40,800	40,800	-	24,000	24,000	-	24,000	24,000	-	33,600	33,600	-	45,600	45,600	-	-	222,000	222,000	-
4391 Food (Non Nutrition Program)	36,200	36,200	-	20,900	20,900	-	17,355	17,355	-	25,325	25,745	(420)	11,695	13,195	(1,500)	17,935	35,434	(17,499)	-	129,410	148,829	(19,419)
4392 Uniforms	5,000	5,000	-	2,600	2,600	-	9,251	9,251	-	6,825	6,750	75	2,000	2,000	-	7,500	17,500	(10,000)	-	33,176	43,101	(9,925)
4393 PE & Sports Equipment	7,500	7,500	-	-	-	-	1,500	1,800	(300)	2,000	2,000	-	3,000	3,000	-	2,500	2,500	-	-	16,500	16,800	(300)
4395 Before & After School Program Supplies	298,125	297,625	500	119,225	119,225	-	134,717	134,717	-	50,500	50,500	-	88,225	88,225	-	10,000	5,500	4,500	-	700,792	695,792	5,000
4399 All Other Supplies	10,459	10,459	-	17,127	19,106	(1,979)	19,400	19,400	-	10,029	10,020	9	15,045	14,922	123	33,979	48,479	(14,500)	-	106,039	122,386	(16,347)
4411 Non Capitalized Equipment	80,000	226,496	(146,496)	121,617	152,371	(30,755)	57,900	67,500	(9,600)	33,100	205,153	(172,053)	71,250	14,854	56,396	77,800	118,300	(40,500)	-	441,667	784,674	(343,007)
4711 Nutrition Program Food & Supplies	743,243	559,339	183,903	458,355	397,692	60,664	432,034	428,839	3,195	88,512	114,780	(26,267)	275,618	288,143	(12,525)	263,643	217,086	46,557	-	2,261,406	2,005,879	255,527
4713 CACFP Supper Food & Supplies	-	-	-	-	-	-	-	-	-	-	-	-	-	-	-	-	-	-	-	-	-	-
Total 4000 - Supplies	1,423,237	1,446,357	(23,120)	976,093	1,018,301	(42,208)	796,101	882,257	(86,156)	311,442	530,820	(219,379)	672,460	654,987	17,473	595,100	656,308	(61,208)	-	4,774,432	5,189,030	(414,598)
5000 - Operating Services																						
5211 Travel & Conferences	14,350	23,199	(8,849)	10,955	13,594	(2,639)	20,977	15,727	5,250	3,255	4,025	(770)	16,482	16,482	-	30,535	30,535	-	-	96,554	103,562	(7,008)
5311 Dues & Memberships	37,292	35,572	1,720	30,994	28,609	2,386	7,978	7,963	16	9,007	8,002	1,005	17,768	17,379	389	35,521	32,263	3,259	-	138,560	129,788	8,773
5451 General Insurance	-	-	-	-	-	-	-	-	-	57,914	58,091	(177)	-	-	-	1,908	1,904	4	-	59,822	59,995	(173)
5511 Utilities	226,188	199,206	26,982	157,155	144,635	12,520	154,912	158,544	(3,632)	78,631	75,519	3,112	183,725	182,191	1,534	203,243	178,104	25,138	-	1,003,853	938,199	65,655
5521 Security Services	131,918	144,786	(12,868)	590	2,027	(1,437)	500	3,583	(3,083)	500	1,703	(1,203)	657	1,879	(1,222)	89,657	90,657	(1,000)	-	223,822	244,635	(20,813)
5531 Housekeeping Services	133,936	139,263	(5,327)	161,219	185,020	(23,801)	156,392	157,124	(732)	12,368	12,668	(300)	244,415	240,425	3,990	120,897	120,897	-	-	829,227	855,398	(26,170)
5599 Other Facility Operations & Utilities	66,027	67,019	(993)	67,263	69,954	(2,691)	143,888	173,476	(29,588)	31,452	31,736	(285)	108,668	153,653	(44,986)	68,707	72,719	(4,012)	-	486,004	568,559	(82,555)
5611 School Rent - Private Facility	530,444	466,467	63,977	-	-	-	-	-	-	251,035	251,035	-	-	-	-	486,158	475,658	10,500	-	1,267,637	1,193,160	74,477
5613 School Rent - Prop 39	-	-	-	-	-	-	-	-	-	-	-	-	-	-	-	-	-	-	-	-	-	-
5619 Other Facility Rentals	58,000	228,857	(170,857)	15,615	13,795	1,820	8,924	12,726	(3,802)	12,820	86,766	(73,946)	-	2,035	(2,035)	53,457	202,563	(149,106)	-	148,816	546,742	(397,926)
5621 Equipment Lease	53,227	80,501	(27,274)	24,849	35,843	(10,994)	40,247	45,847	(5,600)	20,137	21,337	(1,200)	28,425	25,199	3,225	50,708	57,353	(6,645)	-	217,594	266,081	(48,487)
5631 Vendor Repairs	225,380	246,480	(21,100)	158,000	191,074	(33,074)	94,760	88,950	5,810	79,080	81,949	(2,869)	214,650	214,650	-	139,050	171,650	(32,600)	-	910,920	994,753	(83,833)
5812 Field Trips & Pupil Transportation	303,500	328,500	(25,000)	158,050	279,050	(121,000)	128,290	128,290	-	101,300	101,300	-	182,000	184,161	(2,161)	126,338	138,338	(12,000)	-	999,478	1,159,639	(160,161)
5821 Legal	-	13,126	(13,126)	-	33,081	(33,081)	-	6,430	(6,430)	-	-	-	-	29,766	(29,766)	-	8,590	(8,590)	-	-	90,992	(90,992)
5823 Audit	-	-	-	-	-	-	-	-	-	-	-	-	-	-	-	-	-	-	-	-	-	-
5831 Advertisement & Recruitment	7,904	17,904	(10,000)	7,904	19,539	(11,635)	7,904	15,144	(7,240)	15,300	19,780	(4,480)	4,000	24,360	(20,360)	7,904	19,704	(11,800)	-	50,916	116,431	(65,515)
5841 Contracted Substitute Teachers	12,600	143,107	(130,507)	9,570	110,784	(101,214)	2,320	138,084	(135,764)	9,280	37,690	(28,410)	8,120	57,886	(49,766)	12,240	83,304	(71,064)	-	54,130	570,855	(516,725)
5842 Special Education Services	422,320	261,579	160,741	938,760	616,659	322,101	365,276	168,862	196,414	172,120	118,894	53,226	508,100	463,663	44,437	520,515	232,100	288,415	-	2,927,091	1,861,757	1,065,334
5843 Non Public School	-	-	-	98,000	94,318	3,682	235,512	179,846	55,667	-	-	-	174,600	179,451	(4,851)	-	-	-	-	508,113	453,615	54,498
5844 After School Services	203,483	203,483	-	203,483	203,483	-	203,483	203,483	-	-	-	-	203,483	203,483	0	-	-	-	-	813,931	813,931	0
5849 Other Student Instructional Services	756,706	1,228,554	(471,847)	727,389	946,543	(219,153)	576,870	810,290	(233,420)	275,949	388,361	(112,412)	436,320	526,246	(89,926)	207,131	340,381	(133,250)	-	2,980,365	4,240,374	(1,260,009)
5852 PD Consultants & Tuition	102,947	197,174	(94,227)	54,419	195,630	(141,211)	42,140	158,033	(115,893)	62,640	54,807	7,833	45,620	53,303	(7,683)	40,960	53,085	(12,125)	-	348,726	712,032	(363,306)
5854 Nursing & Medical (Non-IEP)	4,100	4,100	-	7,600	7,600	-	5,783	5,783	-	4,027	4,027	-	4,600	4,600	-	2,000	2,000	-	-	28,110	28,110	-
5859 All Other Consultants & Services	201,799	348,441	(146,641)	199,959	243,424	(43,465)	160,310	211,407	(51,096)	82,331	101,738	(19,407)	154,147	186,754	(32,608)	121,974	153,811	(31,837)	-	920,520	1,245,574	(325,054)
5861 Non Instructional Software	142,549	118,428	24,121	123,133	118,872	4,261	90,245	84,135	6,110	55,936	52,530	3,406	110,443	93,997	16,446	91,494	104,398	(12,903)	-	613,801	572,359	41,442
5865 Fundraising Cost	-	-	-	-	2,678	(2,678)	-	-	-	-	-	-	-	1,697	(1,697)	-	1,526	(1,526)	-	-	5,901	(5,901)
5871 District Oversight Fees	86,724	86,888	(164)	99,419	97,063	2,356	63,632	65,493	(1,861)	37,067	36,757	310	70,805	64,305	6,500	82,551	82,493	58	-	440,198	432,999	7,199
5872 Special Education Fees (SELPA)	138,331	132,323	6,008	160,935	150,629	10,307	100,194	98,557	1,637	61,968	58,769	3,199	115,656	100,494	15,162	114,630	109,525	5,104	-	691,714	650,296	41,417
5881 Intra-Agency Fees	1,322,538	1,326,584	(4,046)	1,422,181	1,387,364	34,817	937,070	969,523	(32,453)	532,701	533,168	(467)	1,020,410	934,476	85,934	1,168,268	1,164,411	3,857	-	6,403,168	6,315,527	87,641
5895 Bad Debt Expense	-	-	-	-	-	-	-	-	-	-	-	-	-	-	-	-	-	-	-	-	-	-
5898 Uncategorized Expense	-	-	-	-	691	(691)	-	11	(11)	-	-	-	-	162	(162)	-	35	(35)	-	-	899	(899)
5899 All Other Expenses	16,985	17,885	(900)	15,156	16,856	(1,700)	11,630	11,448	182	9,325	9,520	(195)	17,783	14,093	3,690	16,908	18,700	(1,792)	-	87,787	88,502	(715)
5911 Office Phone	18,197	17,820	377	14,940	16,620	(1,680)	12,336	12,408	(72)	15,528	16,548	(1,020)	12,660	12,876	(216)	15,790	16,063	(273)	-	89,451	92,335	(2,884)
5913 Mobile Phone	858	768	90	-	387	(387)	2,484	408	2,076	900	840	60	1,500	1,200	300	516	840	(324)	-	6,258	4,443	1,815
5921 Internet	15,600	15,600	-	12,552	12,552	-	12,542	12,542	-	12,542	12,542	-	12,600	12,600	-	15,188	15,188	-	-	81,023	81,023	-
5923 Website Hosting	-	-	-	-	-	-	-	-	-	-	-	-	-	-	-	-	-	-	-	-	-	-
5931 Postage & Shipping	800	800	-	1,250	1,250	-	4,924	4,924	-	1,400	1,400	-	2,000	2,000	-	5,000	5,000	-	-	15,374	15,374	-
5999 Other Communications	720	7,989	(7,269)	756	8,002	(7,246)	504	4,978	(4,474)	293	3,082	(2,788)	637	5,748	(5,111)	551	5,698	(5,147)	-	3,461	35,496	(32,035)

CAMINO NUEVO CHARTER ACADEMY																							
2024-25 Budget by Site																							
Prepared by ExED. For use by ExED and ExED clients only. © 2024 ExED																							
	Camino Nuevo Charter Academy - Burlington			Camino Nuevo Charter Academy #2			Camino Nuevo Charter Academy #3 - Castellanos			Camino Nuevo Charter Academy #3 - Eisner			Camino Nuevo Charter Academy #4 - Cisneros			CNHS #2 - Dalzell Lance High School			Central Admin	CAMINO NUEVO CHARTER ACADEMY			
	2024-25 Budget - Approved	2024-25 Forecast	Budget Variance Better/ (Worse)	2024-25 Budget - Approved	2024-25 Forecast	Budget Variance Better/ (Worse)	2024-25 Budget - Approved	2024-25 Forecast	Budget Variance Better/ (Worse)	2024-25 Budget - Approved	2024-25 Forecast	Budget Variance Better/ (Worse)	2024-25 Budget - Approved	2024-25 Forecast	Budget Variance Better/ (Worse)	2024-25 Budget - Approved	2024-25 Forecast	Budget Variance Better/ (Worse)	2024-25 Forecast	2024-25 Budget - Approved	2024-25 Forecast	Budget Variance Better/ (Worse)	
Total 5000 - Operating Services	5,235,424	6,102,401	(866,977)	4,882,096	5,247,624	(365,529)	3,592,027	3,954,019	(361,991)	2,006,804	2,184,582	(177,778)	3,900,272	4,011,216	(110,943)	3,829,801	3,989,495	(159,694)	-	23,446,425	25,489,337	(2,042,912)	
6000 - Capital Outlay																							
6901 Depreciation Expense	285,972	224,142	61,830	703,408	692,542	10,867	140,437	119,359	21,078	106,788	98,122	8,665	142,200	139,078	3,122	224,357	205,935	18,422	-	1,603,161	1,479,178	123,983	
6911 Amortization Expense - Lease Assets	-	-	-	-	-	-	-	-	-	-	-	-	-	-	-	-	-	-	-	-	-	-	
6912 Amortization Expense - Other	-	-	-	-	-	-	-	-	-	-	-	-	-	-	-	-	-	-	-	-	-	-	
6999 Capital Outlay	-	-	-	-	-	-	-	-	-	-	-	-	-	-	-	-	-	-	-	-	-	-	
Total 6000 - Capital Outlay	285,972	224,142	61,830	703,408	692,542	10,867	140,437	119,359	21,078	106,788	98,122	8,665	142,200	139,078	3,122	224,357	205,935	18,422	-	1,603,161	1,479,178	123,983	
7000 - Other Outgo																							
7438 Interest Expense	-	-	-	186,664	186,664	-	-	-	-	-	-	-	-	-	-	-	-	-	-	-	186,664	186,664	-
Total 7000 - Other Outgo	-	-	-	186,664	186,664	-	-	-	-	-	-	-	-	-	-	-	-	-	-	-	186,664	186,664	-
TOTAL EXPENSE	14,286,206	15,143,378	(857,172)	14,166,378	14,496,899	(330,521)	9,879,462	10,152,907	(273,445)	5,395,675	5,673,408	(277,732)	10,135,381	10,102,155	33,226	10,759,180	10,689,595	69,585	-	64,622,283	66,258,343	(1,636,060)	
NET INCOME	143,338	410,233	266,894	41,030	207,440	166,411	98,930	285,647	186,717	119,658	131,693	12,035	94,337	21,101	(73,236)	116,636	203,275	86,639	-	613,929	1,259,388	645,459	
Beginning Cash Balance	5,283,621	7,049,322		3,286,426	4,817,245		3,515,468	4,856,284		2,790,348	3,335,617		3,157,464	4,400,372		3,109,426	3,807,501		1,432,023	21,308,096	29,698,364		
Cash Flow from Operating Activities																							
Net Income	143,338	410,233		41,030	207,440		98,930	285,647		119,658	131,693		94,337	21,101		116,636	203,275		-	613,929	1,259,388		
Change in Accounts Receivable																							
Prior Year Accounts Receivable	2,557,058	2,112,657		1,655,476	577,179		1,630,530	696,454		1,262,012	1,065,874		1,007,561	340,874		1,562,906	1,195,213		-	9,675,543	5,988,252		
Current Year Accounts Receivable	(1,823,567)	(1,649,139)		(1,712,875)	(1,600,105)		(1,162,795)	(1,306,700)		(642,775)	(715,547)		(1,197,487)	(1,208,266)		(1,152,773)	(1,057,520)		-	(7,692,272)	(7,537,277)		
Change in Due from	-	(1,036)		-	35,652		-	(16)		-	-		-	-		-	11,430		145,145	-	191,173		
Change in Accounts Payable	(17,691)	(519,786)		(27,731)	15,482		(39,360)	(24,049)		(6,198)	(11,409)		(18,050)	(25,052)		(11,240)	(11,491)		(7,571)	(121,249)	(583,875)		
Change in Due to	(15,233)	492,933		(294,778)	355,369		(719,968)	145,901		(5,944)	(35,206)		(20,216)	141,829		(128,871)	(13,783)		(1,355,308)	(1,185,010)	(268,264)		
Change in Accrued Vacation	-	-		-	-		-	-		-	-		-	-		-	-		-	-	-		
Change in Payroll Liabilities	-	83,839		-	109,725		-	50,379		-	35,909		-	51,545		-	68,076		88,305	-	487,777		
Change in Prepaid Expenditures	(36,260)	(20,617)		(38,311)	(15,800)		(47,411)	(20,385)		(43,459)	(13,554)		(22,050)	(7,039)		(27,518)	(18,149)		(16,652)	(259,812)	(112,194)		
Change in Deposits	-	-		-	-		-	-		-	-		-	-		-	-		-	-	-		
Change in Deferred Revenue	(974,412)	(1,995,811)		(651,790)	(1,476,827)		4,686	(937,282)		(238,787)	(182,790)		(497,369)	(853,026)		(689,073)	(761,724)		-	(3,046,744)	(6,207,460)		
Change in Other Long Term Assets	-	172,046		-	7,625		-	12,531		-	55,424		-	7,834		-	101,548		-	-	357,009		
Change in Other Long Term Liabilities	-	(226,608)		-	-		-	-		-	-		-	-		-	-		-	-	(226,608)		
Depreciation Expense	285,972	224,142		703,408	692,542		140,437	119,359		106,788	98,122		142,200	139,078		224,357	205,935		-	1,603,161	1,479,178		
Cash Flow from Investing Activities																							
Capital Expenditures	(1,268,060)	(1,093,990)		(100,000)	(188,116)		(310,000)	(287,972)		(307,500)	(258,784)		(60,000)	(65,604)		(364,000)	(310,970)		-	(2,409,560)	(2,205,435)		
Cash Flow from Financing Activities																							
Source - Sale of Receivables	-	-		-	-		-	-		-	-		-	-		-	-		-	-	-		
Use - Sale of Receivables	-	-		-	-		-	-		-	-		-	-		-	-		-	-	-		
Source - Loans	-	-		-	-		-	-		-	-		-	-		-	-		-	-	-		
Use - Loans	-	-		(412,730)	(412,730)		-	-		-	-		-	-		-	-		-	(412,730)	(412,730)		
Ending Cash Balance	4,134,767	5,038,186		2,448,125	3,124,683		3,110,517	3,590,152		3,034,142	3,505,348		2,586,389	2,943,646		2,639,849	3,419,341		285,942	18,073,352	21,907,298		



CAMINO NUEVO CHARTER ACADEMY

Financial Analysis

February 2025

Net Income

Camino Nuevo Charter Academy is projected to achieve a net income of \$1.26M in FY24-25 compared to \$614K in the board approved budget. Reasons for this positive \$646K variance are explained below in the Income Statement section of this analysis.

Balance Sheet

As of February 28, 2025, the school's cash balance was \$28.70M. By June 30, 2025, the school's cash balance is projected to be \$15.08M, which represents a 23% reserve. In addition to this, CNCA is projected to have \$6.8M of restricted cash.

As of February 28, 2025, the Accounts Receivable balance was \$1.20M, down from \$1.21M in the previous month, due to the receipt of revenue earned in FY23-24.

As of February 28, 2025, the Accounts Payable balance, including payroll liabilities, totaled \$2.27M, compared to \$2.43M in the prior month.

As of February 28, 2025, CNCA had a debt balance of \$9.23M. An additional \$207K will be paid this fiscal year. This debt is related to Prop 55/Kayne Siart construction loan.

Income Statement

Revenue

Total revenue for FY24-25 is projected to be \$67.52M, which is \$2.28M or 3.5% over budgeted revenue of \$65.24M.

All Other Federal Revenue (8299) \$1.54M increase due to the following:

- Additional ESSER funds spent in the current year. ESSER funds released in FY23-24 were spent by the grant deadline of September 30, 2024.
- 21st Century afterschool grant passing through CNCA. With the vendor change in afterschool service provider during FY24-25, CNCA will now reflect the revenue as well as the cost of the 21st Century afterschool program. This is offset by increased costs in consultants **(5849)**.

State Revenue - Other (8599) \$550K increase mainly due to California Community Schools Partnership Program (CCSPP) grant awarded to Camino Nuevo. This grant is offset by additional supplemental expenses across the schools, but mainly at the Burlington site who has pass-through expenses to partners. Furthermore, this is netting a reduction in one-time funds that will now be spent in out-years.

Interest & Dividend Income (8660) \$180K increase in interest revenue upon the receipt of LACOE's first quarter interest disbursement.

This report will discuss revenue and expenditure variances from the Board-approved budget that are above \$75,000 and 10%.



Grants (8692) \$323K increase largely due to the following:

- \$250K PNEDG Grant awarded to the Cisneros site.
- CalShape grants received by Cisneros and CNCA#3 for HVAC repairs
- Reduced grant projections for reimbursable grants
- Coding of the CCSPP Mental Health grant to **Object 8599**.

SELPA Grants (8698) \$85K increase based on round one special education assistance awarded to each charter.

Other Prior Year Adjustment (8999) \$123K increase in Prior Year Revenues largely due to final FY23-24 Lottery rates and SMAA funds received.

Expenses

Total expenses for FY24-25 are projected to be \$66.26M, which is \$1.64M or 2.5% over budgeted expenditures of \$64.62M.

Teachers' Hourly (1120) \$101K over budget largely due to classified intervention positions (2131) being filled by certificated intervention teachers.

Other Classified Salaries (2900) \$258K over budget due to additional Special Education positions filled across sites. This has resulted in cost savings **(5842)**.

Workers' Compensation Insurance (3601) \$84K under budget based on planned payments to new vendor.

Other Benefits (3902) \$86K under budget based on STRS Refunds received from prior year.

Core Curricula Materials (4111) \$176K over budget due to additional supply purchases and a new TK curriculum implemented.

Student Materials (4311) \$76K over budget due to additional supply purchases.

Non Capitalized Equipment (4411) \$343K over budget partially due to a budgeted furniture purchase with ESSER funds at the Eisner site as well as increased spending across the network and the implementation of a higher capitalization threshold.

Nutrition Program Food & Supplies (4711) \$256K under budget based on meal credits received and efforts to reduce meal overages at sites.

Other Facility Rentals (5619) \$398K over budget due to property tax payments paid. CNCA is currently in the process of seeking a refund from the county based on property tax exemptions submitted.

Field Trips & Pupil Transportation (5812) \$160K over budget largely due to planned field trips and transportation costs in the ELO Program.

Object Code 5821: Legal expense is Legal (5821) \$91K over budget due to increased SpED-related legal costs.

Contracted Substitute Teachers (5841) \$517K over budget because of teacher vacancies and absenteeism.

This report will discuss revenue and expenditure variances from the Board-approved budget that are above \$75,000 and 10%.



Special Education Services (5842) \$1.07M under budget. This reduction is largely due to increased in-house staff as well as filling of open positions, resulting in decreased overall service requirements. However, savings from consultants are offset by the need to hire SPED substitute staff to fill vacancies or cover absences for school staff.

Other Student Instructional Services (5849) \$1.26M over budget largely due to a pass-through payment made as part of the CCSPP grant and 21st Century afterschool grant.

PD Consultants & Tuition (5852) \$363K over budget largely due to additional PD added with one-time funding.

All Other Consultants & Services (5859) \$325K over budget due to classified staff support being obtained from consultants to cover vacancies or staff being absent.

ADA

Budgeted P2 ADA is 2,864.50 based on enrollment of 3,056 and a 93.7% attendance rate.

Forecast P2 ADA is 2,816.77 based on enrollment of 3,024 and a 92.9% attendance rate.

Actual ADA through Month 7 is 2,815.22 with ending enrollment of 3,029 and a 92.8% attendance rate.

In Month 7, ADA was 2,804.74 with a 92.7% attendance rate.

This report will discuss revenue and expenditure variances from the Board-approved budget that are above \$75,000 and 10%.

CAMINO NUEVO CHARTER ACADEMY
2024-25 Cash Flow Forecast
Prepared by ExED. For use by ExED and ExED clients only. © 2024 ExED

		Actuals as of 2/28/2025														FORECAST		Budget Variance	
		2024-25 Budget	2024-25 Trend	ACTUAL Jul-24	ACTUAL Aug-24	ACTUAL Sep-24	ACTUAL Oct-24	ACTUAL Nov-24	ACTUAL Dec-24	ACTUAL Jan-25	ACTUAL Feb-25	Mar-25	Apr-25	May-25	Jun-25	Accrual	Jul-24 - Jun-25	Better / (Worse)	% Better / (Worse)
# of School Days in Month				0	15	20	20	15	10	17	19	20	17	21	9		183		
Enrollment		3,056	3,024														3,024	(32)	-1%
Unduplicated Pupil Percentage			96.76%														96.76%		
ADA		2,864.50	2,816.77														2,816.77	(47.73)	
ADA Rate			92.88%														92.88%		
Income																			
8011-8098 · Local Control Funding Formula Sources																			
8011 Local Control Funding Formula		24,966,380	27,555,148	1,365,290	1,365,290	2,457,521	2,457,521	2,457,521	2,457,521	2,457,521	2,447,579	2,586,804	2,586,804	2,586,804	-	2,328,971	27,555,148	2,588,767	10%
8012 Education Protection Account		8,255,785	4,419,971	-	-	1,099,904	-	-	1,099,903	-	-	-	1,161,818	-	-	1,058,345	4,419,971	(3,835,814)	-46%
8019 Local Control Funding Formula - Prior Year		-	-	-	-	-	-	-	-	-	-	-	-	-	-	-	-	-	
8096 In Lieu of Property Taxes		10,797,618	11,324,803	633,448	1,266,897	174,204	1,514,994	174,204	1,514,992	844,598	1,478,047	894,006	894,006	894,006	894,006	147,394	11,324,803	527,184	5%
8098 In Lieu of Property Taxes, Prior Year		-	-	-	7,187	-	-	-	-	-	-	-	-	-	-	(7,187)	-	-	
Total 8011-8098 · Local Control Funding Formula Sources		44,019,783	43,299,921	1,998,738	2,639,374	3,731,629	3,972,515	2,631,725	5,072,416	3,302,119	3,925,626	3,480,810	4,642,629	3,480,810	894,006	3,527,523	43,299,921	(719,863)	-2%
8100-8299 · Federal Revenue																			
8181 Special Education - Federal (IDEA)		696,904	718,614	42,275	84,548	11,626	101,107	11,626	101,106	56,366	98,641	53,388	53,388	53,388	53,388	(2,231)	718,614	21,710	3%
8221 Child Nutrition - Federal		1,802,214	1,922,581	-	-	-	43,881	-	142,664	200,011	-	305,905	114,288	182,555	201,556	731,723	1,922,581	120,367	7%
8223 CACFP Supper		-	-	-	-	-	-	-	-	-	-	-	-	-	-	-	-	-	
8291 Title I		1,226,727	1,227,750	-	-	-	-	313,970	-	352,126	-	-	306,938	-	-	254,717	1,227,750	1,023	0%
8292 Title II		133,450	135,518	-	-	-	33,842	-	-	36,396	-	-	33,880	-	-	31,401	135,518	2,068	2%
8294 Title III		174,275	174,275	-	-	-	44,612	-	-	-	-	-	43,569	-	-	86,094	174,275	-	
8295 Title IV, SSAE		97,759	98,089	-	-	-	22,507	-	-	34,886	-	-	20,632	-	-	20,064	98,089	330	0%
8296 Title IV, PCSGP		-	-	-	-	-	-	-	-	-	-	-	-	-	-	-	-	-	
8297 Facilities Incentive Grant		-	-	-	-	-	-	-	-	-	-	-	-	-	-	-	-	-	
8299 All Other Federal Revenue		1,208,877	2,743,901	179,045	-	779,712	-	(14,260)	884,342	-	-	-	60,000	-	-	855,062	2,743,901	1,535,024	127%
Total 8100-8299 · Other Federal Income		5,340,206	7,020,728	221,320	84,548	791,338	245,949	311,336	1,128,112	679,785	98,641	359,293	632,693	235,942	254,943	1,976,829	7,020,728	1,680,522	31%
8300-8599 · Other State Revenue																			
8520 Child Nutrition - State		441,673	477,331	-	-	-	-	-	50,754	51,662	-	74,473	28,198	45,149	49,788	181,116	481,139	39,466	9%
8550 Mandate Block Grant		71,748	71,748	-	-	-	-	-	71,747	-	-	-	-	-	-	78	71,825	76	0%
8561 State Lottery - Non Prop 20		529,558	562,382	-	-	-	-	-	-	177,560	-	-	140,595	-	-	244,226	562,382	32,823	6%
8562 State Lottery - Prop 20		215,414	241,441	-	-	-	-	-	-	-	-	-	-	-	-	241,441	241,441	26,028	12%
8560 Lottery Revenue		744,972	803,823	-	-	-	-	-	-	177,560	-	-	140,595	-	-	485,667	803,823	58,851	8%
8587 State Grant Pass-Through		-	-	-	-	-	-	-	-	-	-	-	-	-	-	-	-	-	
8591 SB740		839,742	839,742	-	-	-	-	-	-	293,054	-	-	209,936	-	-	336,752	839,742	0	
8592 State Mental Health		231,795	227,933	11,469	11,469	20,645	20,645	20,645	20,645	20,645	21,988	20,514	20,514	20,514	-	18,240	227,933	(3,862)	-2%
8593 After School Education & Safety		813,931	813,931	-	-	-	-	-	-	-	529,055	-	203,483	-	-	81,393	813,931	-	
8594 Supplemental Categorical Block Grant		-	-	-	-	-	-	-	-	-	-	-	-	-	-	-	-	-	
8595 Expanded Learning Opportunity Program		5,565,348	5,644,453	2,533,071	228,486	411,274	411,274	411,274	411,274	411,274	411,273	484,039	484,039	484,039	-	(1,036,863)	5,644,453	79,105	1%
8596 Prop 28 Arts & Music		22,044	64,631	581,531	26,623	47,920	47,920	47,920	47,920	47,920	47,890	5,817	5,817	5,817	-	(848,463)	64,631	42,587	193%
8599 State Revenue - Other		3,472,037	4,022,424	8,951,321	-	-	-	-	90,000	-	15,242	-	-	-	-	(5,034,140)	4,022,424	550,387	16%
Total 8300-8599 · Other State Income		12,203,291	12,966,016	12,077,392	266,578	479,839	479,839	479,839	692,340	1,002,115	1,025,448	584,842	1,092,581	555,518	49,788	(5,816,220)	12,969,900	766,610	6%
8600-8799 · Other Local Revenue																			
8631 Sale of Equipment & Supplies		-	-	-	-	-	-	-	-	-	-	-	-	-	-	-	-	-	
8634 Food Service Sales		-	-	-	-	-	-	-	-	-	-	-	-	-	-	-	-	-	
8650 Leases & Rentals		-	14,000	-	2,383	-	-	3,934	-	-	-	2,517	2,517	2,517	2,517	-	16,383	16,383	100%
8660 Interest & Dividend Income		115,000	294,500	-	8,212	5,442	5,834	14,441	175,148	3,354	56,521	6,387	6,387	6,387	6,387	-	294,500	179,500	156%
8662 Net Increase (Decrease) in Fair Value of Investments		-	-	-	-	-	-	-	-	-	-	-	-	-	-	-	-	-	
8681 Intra-Agency Fee Income		-	-	-	-	-	-	-	-	-	-	-	-	-	-	-	-	-	
8682 Childcare & Enrichment Program Fees		-	-	-	-	-	-	-	-	-	-	-	-	-	-	-	-	-	
8689 All Other Fees & Contracts		-	-	-	-	-	-	-	-	-	-	-	-	-	-	-	-	-	
8692 Grants		716,449	1,039,619	69,612	10,620	-	7,184	-	42,171	74,761	1,248	4,090	20,562	608	18,571	790,193	1,039,619	323,170	45%
8694 In Kind Donations		-	-	-	-	-	-	-	-	-	-	-	-	-	-	-	-	-	
8695 Contributions & Events		15,000	22,039	(21)	679	1,430	5,886	7,665	1,100	8,426	8,155	-	-	-	-	3	33,322	18,322	122%
8696 Other Fundraising		-	-	-	-	-	-	-	-	-	-	-	-	-	-	-	-	-	
8697 E-Rate		64,818	64,818	44	-	0	-	-	-	-	-	15,075	15,075	15,075	15,075	4,474	64,818	-	
8698 SELPA Grants		-	84,634	-	-	-	-	19,342	58,670	4,912	1,710	-	-	-	-	-	84,634	84,634	100%
8699 All Other Local Revenue		-	21,819	98	6,155	6,000	-	0	20,669	5,015	358	-	-	-	-	(0)	38,295	38,295	100%

CAMINO NUEVO CHARTER ACADEMY																				
2024-25 Cash Flow Forecast																				
Prepared by ExED. For use by ExED and ExED clients only. © 2024 ExED																				
	2024-25	2024-25	Actuals as of 2/28/2025														FORECAST		Budget Variance	
	Budget	Trend	ACTUAL Jul-24	ACTUAL Aug-24	ACTUAL Sep-24	ACTUAL Oct-24	ACTUAL Nov-24	ACTUAL Dec-24	ACTUAL Jan-25	ACTUAL Feb-25	Mar-25	Apr-25	May-25	Jun-25	Accrual	Jul-24 - Jun-25	Better / (Worse)	% Better / (Worse)		
8792 Transfers of Apportionments - Special Education	2,761,664	2,532,868	149,004	298,008	40,977	356,363	40,977	356,365	198,671	347,675	188,173	188,173	188,173	188,173	(7,864)	2,532,868	(228,797)	-8%		
Total 8600-8799 · Other Income-Local	3,672,932	4,074,298	218,736	326,058	53,849	375,266	86,359	654,122	295,139	415,667	216,241	232,714	212,759	230,722	786,806	4,104,440	431,508	12%		
Prior Year Adjustments																				
8999 Other Prior Year Adjustment	-	122,743	2,792	20,718	8,217	45,449	(74)	43,599	2,042	-	-	-	-	-	-	122,743	122,743	100%		
Total Prior Year Adjustments	-	122,743	2,792	20,718	8,217	45,449	(74)	43,599	2,042	-	-	-	-	-	-	122,743	122,743	100%		
TOTAL INCOME	65,236,212	67,483,705	14,518,979	3,337,276	5,064,871	5,119,018	3,509,185	7,590,589	5,281,199	5,465,383	4,641,187	6,600,617	4,485,030	1,429,460	474,938	67,517,732	2,281,520	3%		
Expense																				
1000 · Certificated Salaries																				
1110 Teachers' Salaries	11,674,022	11,578,094	-	1,007,188	1,025,876	1,030,130	1,032,002	1,023,585	1,026,117	1,029,057	1,052,554	1,052,554	1,052,554	1,052,554	-	11,384,171	289,852	2%		
1120 Teachers' Hourly	116,280	236,800	5,140	13,628	19,268	18,584	17,765	14,806	17,881	16,693	25,880	21,998	27,174	18,116	-	216,935	(100,655)	-87%		
1170 Teachers' Salaries - Substitute	500,411	506,668	15,324	26,824	45,849	50,072	66,599	35,629	33,757	69,803	53,982	45,885	56,681	37,788	-	538,193	(37,782)	-8%		
1175 Teachers' Salaries - Stipend/Extra Duty	789,417	1,010,366	204,948	49,086	6,962	15,480	21,461	158,091	10,752	27,398	16,995	14,830	17,717	265,536	-	809,255	(19,838)	-3%		
1211 Certificated Pupil Support - Librarians	-	-	-	-	-	-	-	-	-	-	-	-	-	-	-	-	-	-		
1213 Certificated Pupil Support - Guidance & Counseling	-	-	-	-	-	-	-	-	-	-	-	-	-	-	-	-	-	-		
1215 Certificated Pupil Support - Psychologist	410,256	382,223	12,557	18,783	32,477	31,903	31,903	33,903	31,903	31,903	31,852	31,852	31,852	31,852	-	352,740	57,516	14%		
1299 Certificated Pupil Support - Other	749,175	918,809	46,727	59,084	56,746	54,951	55,324	71,450	71,625	71,214	76,927	77,305	77,305	76,927	1,888	797,472	(48,297)	-6%		
1300 Certificated Supervisors' & Administrators' Salaries	3,919,566	3,881,157	315,903	314,306	313,544	321,458	327,166	347,616	323,977	324,024	323,581	323,581	323,581	323,581	-	3,882,318	37,248	1%		
1900 Other Certificated Salaries	-	-	-	-	-	-	-	-	-	-	-	-	-	-	-	-	-	-		
Total 1000 · Certificated Salaries	18,159,128	18,514,116	600,600	1,488,898	1,500,722	1,522,579	1,552,221	1,685,079	1,516,012	1,570,092	1,581,771	1,568,004	1,586,864	1,806,354	1,888	17,981,084	178,044	1%		
2000 · Classified Salaries																				
2111 Instructional Aide & Other Salaries	2,670,918	2,613,828	5,261	180,706	219,727	255,743	228,340	161,401	194,822	205,537	276,001	238,625	289,553	220,797	4,100	2,480,612	190,306	7%		
2121 After School Staff Salaries	25,760	50,400	-	548	1,127	1,454	1,235	635	2,563	5,508	4,682	5,784	3,856	-	-	27,391	(1,631)	-6%		
2131 Classified Teacher Salaries	588,494	651,479	161,401	19,788	35,263	43,975	40,224	37,576	37,758	33,422	49,244	41,857	51,706	45,177	-	597,393	(8,899)	-2%		
2200 Classified Support Salaries	855,721	816,949	56,455	68,647	64,312	72,329	62,878	64,800	66,341	64,893	66,149	67,908	69,167	65,341	13,514	802,733	52,988	6%		
2300 Classified Supervisors' & Administrators' Salaries	297,446	301,096	11,513	18,094	12,741	17,691	22,849	25,230	24,239	22,779	26,059	25,557	26,504	24,640	1,040	258,935	38,512	13%		
2400 Classified Office Staff Salaries	1,518,619	1,455,344	100,195	120,076	110,431	120,835	117,817	130,126	120,081	113,869	121,482	123,203	125,277	118,370	16,386	1,438,150	80,469	5%		
2900 Other Classified Salaries	1,690,011	2,051,067	99,313	157,160	169,416	185,683	174,200	139,412	144,931	144,834	182,131	175,379	189,738	165,828	20,086	1,948,110	(258,100)	-15%		
Total 2000 · Classified Salaries	7,646,969	7,940,162	434,138	565,020	613,017	697,710	647,542	559,180	588,172	587,895	726,574	677,212	757,728	644,008	55,126	7,553,322	93,647	1%		
Total 1000-2000 · Salaries	4,976,051	5,326,334	428,877	384,313	393,290	441,967	419,202	397,780	393,350	382,359	450,113	438,587	468,175	423,211	51,026	5,072,711	(96,659)	-2%		
3000 · Employee Benefits																				
3111 STRS - State Teachers Retirement System	3,468,393	3,536,196	128,933	280,791	284,513	291,784	294,388	288,446	293,967	302,118	350,578	299,489	303,091	343,014	361	3,398,679	69,714	2%		
3212 PERS - Public Employee Retirement System	2,068,505	2,147,814	134,923	140,429	165,401	181,873	169,536	143,127	157,899	161,513	196,538	183,186	204,965	174,204	14,912	2,028,506	39,999	2%		
3213 PARS - Public Agency Retirement System	-	-	-	-	-	-	-	-	-	-	-	-	-	-	-	-	-	-		
3311 OASDI - Social Security	474,112	492,290	31,785	34,898	38,110	43,078	39,568	34,148	36,749	37,021	45,048	41,987	46,979	39,929	3,418	472,716	1,396	0%		
3331 MED - Medicare	374,188	383,587	17,213	29,227	29,941	31,404	30,963	31,760	29,572	30,339	33,471	32,556	33,997	35,530	827	366,799	7,390	2%		
3401 H&W - Health & Welfare	2,078,062	2,109,709	319,878	148,181	(29,866)	144,961	343,934	181,110	(85,136)	334,750	163,088	163,088	163,088	-	97,000	1,944,077	133,985	6%		
3501 SUI - State Unemployment Insurance	12,903	13,227	594	1,009	1,033	656	3,920	(4,472)	1,020	1,046	1,154	1,123	1,172	1,225	29	9,509	3,394	26%		
3601 Workers' Compensation Insurance	329,340	337,997	62,481	20,827	41,655	20,827	(4,239)	12,070	29,585	20,827	20,827	-	-	-	-	245,688	83,653	25%		
3751 OPEB, Active Employees	-	-	-	-	-	-	-	-	-	-	-	-	-	-	-	-	-	-		
3901 Other Retirement Benefits	-	-	-	-	-	838	451	(1,173)	-	-	-	-	-	-	-	116	(116)	100%		
3902 Other Benefits	-	-	(1,388)	(2,889)	(2,889)	(58,230)	(36,704)	10,803	1,131	3,804	-	-	-	-	-	(86,362)	86,362	100%		
Total 3000 · Employee Benefits	8,805,505	9,020,819	694,419	652,472	527,897	657,193	841,817	695,819	456,603	883,268	762,245	742,255	753,293	595,902	116,545	8,379,728	425,776	5%		
Total 1000-3000 · Salaries & Benefits	5,337,111	5,484,623	565,486	371,681	243,384	365,408	547,429	407,373	170,819	589,301	460,126	442,767	450,202	250,888	116,185	4,981,049	356,062	7%		
4000 · Supplies																				
4111 Core Curricula Materials	447,026	623,488	53,456	37,867	115,708	172,294	(2,457)	33,080	(1,640)	43,118	43,015	43,015	43,015	43,015	-	623,488	(176,462)	-39%		
4211 Books & Other Reference Materials	32,700	65,540	3,399	16,646	14,410	6,193	5,928	3,889	3,941	2,393	2,393	2,393	2,393	2,393	-	65,540	(32,840)	-100%		
4311 Student Materials	291,495	367,646	38,177	31,003	16,748	29,258	35,183	42,608	10,897	38,242	31,382	31,382	31,382	31,382	-	367,646	(76,150)	-26%		
4351 Office Supplies	92,220	92,895	6,386	5,931	6,212	7,268	4,231	1,659	4,703	5,518	12,747	12,747	12,747	12,747	-	92,895	(675)	-1%		
4371 Custodial Supplies	222,000	222,000	7,914	9,865	23,383	14,964	27,195	14,385	9,184	13,073	25,509	25,509	25,509	25,509	-	222,000	(0)	-		
4391 Food (Non Nutrition Program)	129,410	148,829	437	10,845	23,242	5,654	16,796	3,875	(11,277)	24,216	13,505	13,505	13,505	13,505	-	148,829	(19,419)	-15%		
4392 Uniforms	33,176	43,101	347	112	1,597	422	3,097	3,281	4,823	4,157	6,316	6,316	6,316	6,316	-	43,101	(9,925)	-30%		
4393 PE & Sports Equipment	16,500	16,800	43	1,597	(85)	343	1,699	1,541	(2,231)	209	3,421	3,421	3,421	3,421	-	16,800	(300)	-2%		
4395 Before & After School Program Supplies	700,792	695,792	6,134	11,724	33,276	52,595	37,698	33,649	32,531	29,878	114,577	114,577	114,577	114,577	-	695,792	5,000	1%		
4399 All Other Supplies	106,039	122,386	4,455	6,204	9,867	11,447	4,027	14,690	10,824	10,209	14,690	14,690	14,690	14,690	-	122,386	(16,347)	-15%		
4390 Other Supplies	985,918	1,026,909	11,415	30,481	67,896	70,460	63,316	76,944	34,670	68,668	145,530	152,510	152,510	152,510	-	1,026,909	(40,991)	-4%		
4411 Non Capitalized Equipment	441,667	784,674	12,202	5,814	121,971	29,223	14,993	77,236	132,598	8,068	95,642	95,642	95,642	95,642	-	784,674	(343,007)	-78%		
4711 Nutrition Program Food & Supplies	2,261,406	2,025,916	36,454	-	69,832	244,274	211,986	163,726	131,597	24,525	353,002	249,069	191,341	236,362	93,710	2,005,879	255,527	11%		

CAMINO NUEVO CHARTER ACADEMY 2024-25 Cash Flow Forecast Prepared by ExED. For use by ExED and ExED clients only. © 2024 ExED																		
	2024-25 Budget	2024-25 Trend	ACTUAL Jul-24	ACTUAL Aug-24	ACTUAL Sep-24	ACTUAL Oct-24	ACTUAL Nov-24	ACTUAL Dec-24	ACTUAL Jan-25	ACTUAL Feb-25	Actuals as of 2/28/2025					FORECAST Jul-24 - Jun-25	Budget Variance Better / (Worse) % Better / (Worse)	
											Mar-25	Apr-25	May-25	Jun-25	Accrual			
4713 CACFP Supper Food & Supplies	-	-	-	-	-	-	-	-	-	-	-	-	-	-	-	-	-	-
Total 4000 - Supplies	4,774,432	5,209,067	169,403	137,607	436,160	573,935	360,375	413,526	323,572	205,153	709,221	612,267	554,540	599,561	93,710	5,189,030	(414,598)	-9%
5000 - Operating Services																		
5211 Travel & Conferences	96,554	103,562	268	3,822	4,357	1,748	1,620	3,305	121	27,265	15,264	15,264	15,264	15,264	-	103,562	(7,008)	-7%
5311 Dues & Memberships	138,560	129,788	50,303	3,465	794	2,105	3,320	4,680	-	6,012	14,777	14,777	14,777	14,777	-	129,788	8,772	6%
5451 General Insurance	59,822	63,393	35,180	-	-	-	1,904	-	22,911	-	-	-	-	-	-	59,995	(173)	0%
5511 Utilities	1,003,853	938,199	22,927	52,620	41,406	67,655	112,025	68,261	43,535	110,841	83,786	83,786	83,786	83,786	83,786	938,199	65,655	7%
5521 Security Services	223,822	244,635	-	8,529	5,730	22,736	-	38,655	24,055	21,544	30,846	30,846	30,846	30,846	-	244,635	(20,813)	-9%
5531 Housekeeping Services	829,227	855,398	16,147	107,461	83,835	179,633	68,576	64,426	56,523	56,380	55,604	55,604	55,604	55,604	-	855,398	(26,170)	-3%
5599 Other Facility Operations & Utilities	486,004	568,559	27,123	20,995	24,962	38,845	87,752	28,381	103,331	33,098	51,017	51,017	51,017	51,017	-	568,559	(82,555)	-17%
5611 School Rent - Private Facility	1,267,637	1,193,160	90,810	90,810	90,810	90,810	98,640	92,376	92,376	92,376	138,427	138,427	138,427	38,872	-	1,193,160	74,477	6%
5613 School Rent - Prop 39	-	-	-	-	-	-	-	-	-	-	-	-	-	-	-	-	-	-
5619 Other Facility Rentals	148,816	546,742	-	-	8,358	4,408	18,096	422,855	1,890	8,010	20,781	20,781	20,781	20,781	-	546,742	(397,926)	-267%
5621 Equipment Lease	217,594	266,081	23,765	32,369	14,692	16,195	28,701	49,899	10,836	17,280	18,086	18,086	18,086	18,086	-	266,081	(48,487)	-22%
5631 Vendor Repairs	910,920	994,753	70,600	35,995	54,322	138,254	69,130	144,098	24,273	87,491	74,118	74,118	74,118	74,118	74,118	994,753	(83,833)	-9%
5812 Field Trips & Pupil Transportation	999,478	1,159,639	4,357	36,094	17,728	54,497	43,580	33,196	73,108	236,902	165,044	165,044	165,044	165,044	-	1,159,639	(160,161)	-16%
5821 Legal	-	35,000	8,673	-	1,421	9,036	3,626	34,766	11,930	21,540	-	-	-	-	-	90,992	(90,992)	100%
5823 Audit	-	-	-	-	-	-	-	-	-	-	-	-	-	-	-	-	-	-
5831 Advertisement & Recruitment	50,916	116,431	170	6,322	8,955	1,800	2,975	2,174	41,642	10,480	10,478	10,478	10,478	10,478	-	116,431	(65,515)	-129%
5841 Contracted Substitute Teachers	54,130	570,855	329	9,437	82,570	94,856	95,543	64,215	21,128	68,820	26,791	26,791	26,791	26,791	26,791	570,855	(516,725)	-955%
5842 Special Education Services	2,927,091	1,861,757	24,581	22,876	69,090	235,226	156,215	301,405	57,295	293,299	140,354	140,354	140,354	140,354	140,354	1,861,757	1,065,334	36%
5843 Non Public School	508,113	453,615	-	-	-	78,723	-	78,723	39,361	39,361	43,489	43,489	43,489	43,489	43,489	453,615	54,498	11%
5844 After School Services	813,931	813,931	-	-	-	-	-	698,732	(7,200)	13,391	26,422	27,529	27,529	27,529	-	813,931	-	-
5849 Other Student Instructional Services	2,980,365	4,240,374	262,659	61,530	248,842	635,278	-	591,880	487,680	4,064	389,688	389,688	389,688	389,688	389,688	4,240,374	(1,260,009)	-42%
5852 PD Consultants & Tuition	348,726	712,032	14,403	22,908	52,883	110,836	165,975	115,953	10,260	43,614	43,800	43,800	43,800	43,800	-	712,032	(363,306)	-104%
5854 Nursing & Medical (Non-IEP)	28,110	28,110	114	-	(64)	-	-	-	-	-	7,015	7,015	7,015	7,015	-	28,110	-	-
5859 All Other Consultants & Services	920,520	1,245,574	102,158	3,156	56,395	80,299	152,465	226,917	(84,294)	80,115	125,673	125,673	125,673	125,673	125,673	1,245,574	(325,054)	-35%
5861 Non Instructional Software	613,801	572,359	303,163	51,484	28,605	22,547	5,224	14,207	3,854	12,998	32,569	32,569	32,569	32,569	-	572,359	41,442	7%
5865 Fundraising Cost	-	-	500	-	-	-	1,080	31	1,611	2,678	-	-	-	-	-	5,901	(5,901)	100%
5871 District Oversight Fees	440,198	432,999	25,089	50,179	6,818	60,088	6,818	60,088	33,453	58,542	32,981	32,981	32,981	32,981	-	432,999	7,199	2%
5872 Special Education Fees (SELPA)	691,714	650,296	38,256	76,510	10,520	91,492	10,520	91,488	51,004	89,262	46,751	46,751	46,751	46,751	4,240	650,296	41,417	6%
5881 Intra-Agency Fees	6,403,168	6,315,527	1,600,792	-	-	-	-	4,610	-	-	1,177,531	1,177,531	1,177,531	1,177,531	-	6,315,527	87,641	1%
5895 Bad Debt Expense	-	-	-	-	-	-	-	-	-	-	-	-	-	-	-	-	-	-
5898 Uncategorized Expense	-	-	-	-	737	162	-	-	-	-	-	-	-	-	-	899	(899)	100%
5899 All Other Expenses	87,787	88,502	1,656	4,956	1,897	22,419	7,487	11,583	12,518	1,431	6,139	6,139	6,139	6,139	-	88,502	(715)	-1%
5911 Office Phone	89,451	92,335	274	2,223	12,626	7,605	7,624	13,384	1,937	1,923	11,185	11,185	11,185	11,185	-	92,335	(2,884)	-3%
5913 Mobile Phone	6,258	4,056	-	540	-	-	-	-	-	2,365	385	385	385	385	-	4,443	1,815	29%
5921 Internet	81,023	81,023	5,647	-	0	-	-	-	-	-	18,844	18,844	18,844	18,844	-	81,023	(0)	-
5923 Website Hosting	-	-	-	-	-	-	-	-	-	-	-	-	-	-	-	-	-	-
5931 Postage & Shipping	15,374	15,374	-	96	3,145	550	889	1,397	400	302	2,149	2,149	2,149	2,149	-	15,374	(0)	-
5999 Other Communications	3,461	7,560	291	278	5,617	615	625	25,591	685	685	278	278	278	278	-	35,496	(32,035)	-926%
Total 5000 - Operating Services	23,446,425	25,401,619	2,730,234	704,654	937,053	2,068,420	1,150,410	3,287,274	1,136,223	1,442,070	2,810,274	2,811,380	2,811,380	2,711,825	888,139	25,489,337	(2,042,912)	-9%
6000 - Capital Outlay																		
6901 Depreciation Expense	1,603,161	1,497,457	117,533	117,897	124,413	125,150	119,979	119,545	119,221	118,292	126,925	126,873	130,658	132,690	-	1,479,178	123,983	8%
6911 Amortization Expense - Lease Assets	-	-	-	-	-	-	-	-	-	-	-	-	-	-	-	-	-	-
6912 Amortization Expense - Other	-	-	-	-	-	-	-	-	-	-	-	-	-	-	-	-	-	-
6999 Capital Outlay	-	-	-	-	-	-	-	-	-	-	-	-	-	-	-	-	-	-
Total 6000 - Capital Outlay	1,603,161	1,497,457	117,533	117,897	124,413	125,150	119,979	119,545	119,221	118,292	126,925	126,873	130,658	132,690	-	1,479,178	123,983	8%
7000 - Other Outgo																		
7438 Interest Expense	186,664	186,664	-	-	94,358	-	-	-	-	-	92,305	-	-	-	-	186,664	-	-
Total 7000 - Other Outgo	186,664	186,664	-	-	94,358	-	-	-	-	-	92,305	-	-	-	-	186,664	-	-
TOTAL EXPENSE	64,622,283	67,769,903	4,746,327	3,666,547	4,233,621	5,644,986	4,672,345	6,760,425	4,139,803	4,806,770	6,809,316	6,537,992	6,594,462	6,490,340	1,155,409	66,258,343	(1,636,060)	-3%
NET INCOME	613,929	(286,198)	9,772,652	(329,270)	831,251	(525,969)	(1,163,160)	830,164	1,141,396	658,613	(2,168,129)	62,624	(2,109,432)	(5,060,880)	(680,471)	1,259,388	645,459	105%
Operating Income																2,738,567		
EBITDA																2,925,230		

CAMINO NUEVO CHARTER ACADEMY
2024-25 Cash Flow Forecast
Prepared by ExED. For use by ExED and ExED clients only. © 2024 ExED

												Actuals as of 2/28/2025					FORECAST		Budget Variance	
		2024-25 Budget	2024-25 Trend	ACTUAL Jul-24	ACTUAL Aug-24	ACTUAL Sep-24	ACTUAL Oct-24	ACTUAL Nov-24	ACTUAL Dec-24	ACTUAL Jan-25	ACTUAL Feb-25	Mar-25	Apr-25	May-25	Jun-25	Accrual	Jul-24 - Jun-25		Better / (Worse)	% Better / (Worse)
Beginning Cash Balance		21,308,096	29,698,364	29,698,364	25,652,144	25,969,528	28,793,806	28,414,188	27,316,755	30,559,037	29,377,177	29,788,292	27,847,906	29,324,689	26,580,999	21,907,298	29,698,364		8,390,267	
Cash Flow from Operating Activities																				
Net Income		613,929	(286,198)	9,772,652	(329,270)	831,251	(525,969)	(1,163,160)	830,164	1,141,396	658,613	(2,168,129)	62,624	(2,109,432)	(5,060,880)	(680,471)	1,259,388		645,459	
Change in Accounts Receivable																				
Prior Year Accounts Receivable		9,675,543	-	103,152	1,154,759	2,031,936	274,859	311,222	883,927	22,354	3,120	109,585	1,292,617	(199,280)	-	-	5,988,252		(3,687,292)	
Current Year Accounts Receivable		(7,692,272)	(7,537,277)	-	-	-	-	-	-	-	-	-	-	-	-	(7,537,277)	(7,537,277)		154,995	
Change in Due from		-	-	41,632	(109,995)	(211,443)	(101,786)	(151,505)	283,037	(146,805)	(180,827)	768,868	-	-	-	-	191,173		191,173	
Change in Accounts Payable		(121,249)	(583,875)	(1,719,317)	(64,979)	(165,878)	(122,998)	(179,146)	2,367,497	(2,168,695)	(187,711)	(542,236)	-	-	1,048,420	1,151,169	(583,875)		(462,625)	
Change in Due to		(1,185,010)	(268,264)	(50,039)	(153,156)	(50,474)	(50,424)	(50,553)	(1,383,314)	(49,875)	(50,942)	(41,101)	(18,472)	(18,520)	(18,568)	1,667,176	(268,264)		916,746	
Change in Accrued Vacation		-	-	-	-	-	-	-	-	-	-	-	-	-	-	-	-		-	
Change in Payroll Liabilities		-	487,777	(437,386)	237,809	660,989	57,960	18,277	(38,751)	(35,276)	24,156	-	-	-	-	-	487,777		487,777	
Change in Prepaid Expenditures		(259,812)	(112,194)	224,238	(5,935)	(4,878)	(2,619)	(5,683)	(15,306)	(42,411)	-	-	-	-	(259,599)	-	(112,194)		147,618	
Change in Deposits		-	-	-	-	-	-	-	-	-	-	-	-	-	-	-	-		-	
Change in Deferred Revenue		(3,046,744)	(6,207,460)	(12,049,472)	-	-	-	-	216,000	-	-	-	-	-	-	5,626,012	(6,207,460)		(3,160,715)	
Change in Other Long Term Assets		-	155,701	37,593	37,721	37,850	37,978	38,107	38,237	38,366	38,496	13,093	13,141	13,189	13,237	-	357,009		-	
Change in Other Long Term Liabilities		-	(226,608)	-	-	-	-	-	-	-	-	-	-	-	-	(226,608)	(226,608)		-	
Depreciation Expense		1,603,161	1,479,178	117,533	117,897	124,413	125,150	119,979	119,545	119,221	118,292	126,925	126,873	130,658	132,690	-	1,479,178		(123,983)	
Cash Flow from Investing Activities																				
Capital Expenditures		(2,409,560)	(2,205,435)	(86,805)	(567,467)	(224,148)	(71,769)	(34,971)	(58,754)	(60,135)	(12,082)	-	-	(560,304)	(529,000)	-	(2,205,435)		204,125	
Cash Flow from Financing Activities																				
Source - Sale of Receivables		-	-	-	-	-	-	-	-	-	-	-	-	-	-	-	-		-	
Use - Sale of Receivables		-	-	-	-	-	-	-	-	-	-	-	-	-	-	-	-		-	
Source - Loans		-	-	-	-	-	-	-	-	-	-	-	-	-	-	-	-		-	
Use - Loans		(412,730)	(412,730)	-	-	(205,338)	-	-	-	-	-	(207,392)	-	-	-	-	(412,730)		-	
Ending Cash Balance			13,980,979	25,652,144	25,969,528	28,793,806	28,414,188	27,316,755	30,559,037	29,377,177	29,788,292	27,847,906	29,324,689	26,580,999	21,907,298	21,907,298	21,907,298			

Coversheet

Second Interim Reports submitted to LAUSD

Section:	XII. Financials
Item:	C. Second Interim Reports submitted to LAUSD
Purpose:	Vote
Submitted by:	
Related Material:	CNCA#1 - 2nd Interim - Form 62.pdf CNCA#2 - 2nd Interim - Form 62.pdf CNCA#3 - 2nd Interim - Form 62.pdf CNCA#4 - 2nd Interim - Form 62.pdf CNHS#2 - 2nd Interim - Form 62.pdf

Camino Nuevo Charter Academy
Los Angeles Unified
Los Angeles County

2024-25 Second Interim
Charter Schools Enterprise Fund
Expenditures by Object

19647336117667
Form 621
F82KADBZJB(2024-25)

Description	Resource Codes	Object Codes	Original Budget (A)	Board Approved Operating Budget (B)	Actuals To Date (C)	Projected Year Totals (D)	Difference (Col B & D) (E)	% Diff Column B & D (F)
A. REVENUES								
1) LCFF Sources		8010-8099	8,672,424.65	8,672,424.65	4,749,454.00	8,688,090.26	15,665.61	0.2%
2) Federal Revenue		8100-8299	1,679,608.07	1,679,608.07	1,213,466.91	1,932,841.92	253,233.85	15.1%
3) Other State Revenue		8300-8599	3,344,069.11	3,344,069.11	3,992,380.29	3,935,495.33	591,426.22	17.7%
4) Other Local Revenue		8600-8799	733,442.98	733,442.98	398,649.92	899,200.22	165,757.24	22.6%
5) TOTAL, REVENUES			14,429,544.81	14,429,544.81	10,353,951.12	15,455,627.73		
B. EXPENSES								
1) Certificated Salaries		1000-1999	3,599,330.48	3,599,330.48	2,012,695.90	3,635,881.24	(36,550.76)	-1.0%
2) Classified Salaries		2000-2999	1,865,559.21	1,865,559.21	1,071,751.79	1,922,283.04	(56,723.83)	-3.0%
3) Employee Benefits		3000-3999	1,876,684.07	1,876,684.07	1,026,736.20	1,876,358.59	325.48	0.0%
4) Books and Supplies		4000-4999	1,423,236.65	1,423,236.65	689,734.36	1,498,403.19	(75,166.54)	-5.3%
5) Services and Other Operating Expenses		5000-5999	5,235,423.96	5,235,423.96	3,162,602.51	6,067,723.41	(832,299.45)	-15.9%
6) Depreciation and Amortization		6000-6999	285,972.08	285,972.08	110,075.64	236,084.99	49,887.09	17.4%
7) Other Outgo (excluding Transfers of Indirect Costs)		7100-7299,7400-7499	0.00	0.00	0.00	0.00	0.00	0.0%
8) Other Outgo - Transfers of Indirect Costs		7300-7399	0.00	0.00	0.00	0.00	0.00	0.0%
9) TOTAL, EXPENSES			14,286,206.45	14,286,206.45	8,073,596.40	15,236,734.46		
C. EXCESS (DEFICIENCY) OF REVENUES OVER EXPENSES BEFORE OTHER FINANCING SOURCES AND USES (A5 - B9)			143,338.36	143,338.36	2,280,354.72	218,893.27		
D. OTHER FINANCING SOURCES/USES								
1) Interfund Transfers								
a) Transfers In		8900-8929	0.00	0.00	0.00	0.00	0.00	0.0%
b) Transfers Out		7600-7629	0.00	0.00	0.00	0.00	0.00	0.0%
2) Other Sources/Uses								
a) Sources		8930-8979	0.00	0.00	0.00	0.00	0.00	0.0%
b) Uses		7630-7699	0.00	0.00	0.00	0.00	0.00	0.0%
3) Contributions		8980-8999	0.00	0.00	0.00	0.00	0.00	0.0%
4) TOTAL, OTHER FINANCING SOURCES/USES			0.00	0.00	0.00	0.00		
E. NET INCREASE (DECREASE) IN NET POSITION (C + D4)			143,338.36	143,338.36	2,280,354.72	218,893.27		
F. NET POSITION								
1) Beginning Net Position								
a) As of July 1 - Unaudited		9791	6,167,164.60	6,167,164.60		6,552,688.41	385,523.81	6.3%
b) Audit Adjustments		9793	0.00	0.00		0.00	0.00	0.0%
c) As of July 1 - Audited (F1a + F1b)			6,167,164.60	6,167,164.60		6,552,688.41		
d) Other Restatements		9795	185,715.68	185,715.68		(.02)	(185,715.70)	-100.0%
e) Adjusted Beginning Net Position (F1c + F1d)			6,352,880.28	6,352,880.28		6,552,688.39		
2) Ending Net Position, June 30 (E + F1e)			6,496,218.64	6,496,218.64		6,771,581.66		
Components of Ending Net Position								
a) Net Investment in Capital Assets		9796	3,210,478.22	3,210,478.22		2,735,278.43		
b) Restricted Net Position		9797	18,769.40	18,769.40		116,479.39		
c) Unrestricted Net Position		9790	3,266,971.02	3,266,971.02		3,919,823.84		
LCFF SOURCES								
Principal Apportionment								
State Aid - Current Year		8011	4,556,669.85	4,556,669.85	2,953,823.00	5,609,576.61	1,052,906.76	23.1%
Education Protection Account State Aid - Current Year		8012	1,956,419.64	1,956,419.64	532,651.00	884,140.47	(1,072,279.17)	-54.8%
State Aid - Prior Years		8019	0.00	0.00	0.00	0.00	0.00	0.0%
LCFF Transfers								
Unrestricted LCFF Transfers - Current Year	0000	8091	0.00	0.00	0.00	0.00	0.00	0.0%

Camino Nuevo Charter Academy
Los Angeles Unified
Los Angeles County

2024-25 Second Interim
Charter Schools Enterprise Fund
Expenditures by Object

19647336117667
Form 621
F82KADBZJB(2024-25)

Description	Resource Codes	Object Codes	Original Budget (A)	Board Approved Operating Budget (B)	Actuals To Date (C)	Projected Year Totals (D)	Difference (Col B & D) (E)	% Diff Column B & D (F)
All Other LCFF Transfers - Current Year	All Other	8091	0.00	0.00	0.00	0.00	0.00	0.0%
Transfers to Charter Schools in Lieu of Property Taxes		8096	2,159,335.16	2,159,335.16	1,262,980.00	2,194,373.18	35,038.02	1.6%
Property Taxes Transfers		8097	0.00	0.00	0.00	0.00	0.00	0.0%
LCFF/Revenue Limit Transfers - Prior Years		8099	0.00	0.00	0.00	0.00	0.00	0.0%
TOTAL, LCFF SOURCES			8,672,424.65	8,672,424.65	4,749,454.00	8,688,090.26	15,665.61	0.2%
FEDERAL REVENUE								
Maintenance and Operations		8110	0.00	0.00	0.00	0.00	0.00	0.0%
Special Education Entitlement		8181	0.00	0.00	0.00	0.00	0.00	0.0%
Special Education Discretionary Grants		8182	0.00	0.00	0.00	0.00	0.00	0.0%
Child Nutrition Programs		8220	545,343.14	545,343.14	118,877.02	587,528.25	42,185.11	7.7%
Donated Food Commodities		8221	0.00	0.00	0.00	0.00	0.00	0.0%
Interagency Contracts Between LEAs		8285	139,368.68	139,368.68	84,288.00	146,446.53	7,077.85	5.1%
Title I, Part A, Basic	3010	8290	256,763.00	256,763.00	135,318.00	257,165.00	402.00	0.2%
Title I, Part D, Local Delinquent Programs	3025	8290	0.00	0.00	0.00	0.00	0.00	0.0%
Title II, Part A, Supporting Effective Instruction	4035	8290	27,459.00	27,459.00	11,984.00	27,881.00	422.00	1.5%
Title III, Immigrant Student Program	4201	8290	0.00	0.00	0.00	0.00	0.00	0.0%
Title III, English Learner Program	4203	8290	49,104.25	49,104.25	13,286.00	49,104.25	0.00	0.0%
Public Charter Schools Grant Program (PCSGP)	4610	8290	0.00	0.00	0.00	0.00	0.00	0.0%
Every Student Succeeds Act	3040, 3060, 3061, 3150, 3155, 3182, 4037, 4124, 4126, 4127, 4128, 5630	8290	21,570.00	21,570.00	7,027.00	22,030.00	460.00	2.1%
Career and Technical Education	3500-3599	8290	0.00	0.00	0.00	0.00	0.00	0.0%
All Other Federal Revenue	All Other	8290	640,000.00	640,000.00	842,686.89	842,686.89	202,686.89	31.7%
TOTAL, FEDERAL REVENUE			1,679,608.07	1,679,608.07	1,213,466.91	1,932,841.92	253,233.85	15.1%
OTHER STATE REVENUE								
Other State Apportionments								
Special Education Master Plan								
Current Year	6500	8311	0.00	0.00	0.00	0.00	0.00	0.0%
Prior Years	6500	8319	0.00	0.00	0.00	0.00	0.00	0.0%
All Other State Apportionments - Current Year	All Other	8311	0.00	0.00	0.00	0.00	0.00	0.0%
All Other State Apportionments - Prior Years	All Other	8319	0.00	0.00	0.00	0.00	0.00	0.0%
Child Nutrition Programs		8520	127,905.09	127,905.09	28,230.99	138,997.31	11,092.22	8.7%
Mandated Costs Reimbursements		8550	11,428.14	11,428.14	11,427.00	11,428.14	0.00	0.0%
Lottery - Unrestricted and Instructional Materials		8560	148,981.41	148,981.41	38,613.81	165,734.80	16,753.39	11.2%
After School Education and Safety (ASES)	6010	8590	203,482.84	203,482.84	0.00	203,482.84	0.00	0.0%
Charter School Facility Grant	6030	8590	358,049.40	358,049.40	198,916.34	358,049.40	0.00	0.0%
Drug/Alcohol/Tobacco Funds	6690, 6695	8590	0.00	0.00	0.00	0.00	0.00	0.0%
California Clean Energy Jobs Act	6230	8590	0.00	0.00	0.00	0.00	0.00	0.0%
Career Technical Education Incentive Grant Program	6387	8590	0.00	0.00	0.00	0.00	0.00	0.0%
Specialized Secondary	7370	8590	0.00	0.00	0.00	0.00	0.00	0.0%
All Other State Revenue	All Other	8590	2,494,222.23	2,494,222.23	3,715,192.15	3,057,802.84	563,580.61	22.6%
TOTAL, OTHER STATE REVENUE			3,344,069.11	3,344,069.11	3,992,380.29	3,935,495.33	591,426.22	17.7%
OTHER LOCAL REVENUE								

Camino Nuevo Charter Academy
Los Angeles Unified
Los Angeles County

2024-25 Second Interim
Charter Schools Enterprise Fund
Expenditures by Object

19647336117667
Form 621
F82KADBZJB(2024-25)

Description	Resource Codes	Object Codes	Original Budget (A)	Board Approved Operating Budget (B)	Actuals To Date (C)	Projected Year Totals (D)	Difference (Col B & D) (E)	% Diff Column B & D (F)
Sales								
Sale of Equipment/Supplies		8631	0.00	0.00	0.00	0.00	0.00	0.0%
Sale of Publications		8632	0.00	0.00	0.00	0.00	0.00	0.0%
Food Service Sales		8634	0.00	0.00	0.00	0.00	0.00	0.0%
All Other Sales		8639	0.00	0.00	0.00	0.00	0.00	0.0%
Leases and Rentals		8650	0.00	0.00	3,933.70	14,000.00	14,000.00	New
Interest		8660	25,000.00	25,000.00	46,396.77	63,000.00	38,000.00	152.0%
Net Increase (Decrease) in the Fair Value of Investments		8662	0.00	0.00	0.00	0.00	0.00	0.0%
Fees and Contracts								
Child Development Parent Fees		8673	0.00	0.00	0.00	0.00	0.00	0.0%
Transportation Fees From Individuals		8675	0.00	0.00	0.00	0.00	0.00	0.0%
Interagency Services		8677	552,284.69	552,284.69	316,426.40	535,515.92	(16,768.77)	-3.0%
All Other Fees and Contracts		8689	0.00	0.00	0.00	0.00	0.00	0.0%
Other Local Revenue								
All Other Local Revenue		8699	156,158.29	156,158.29	31,893.05	286,684.30	130,526.01	83.6%
Tuition		8710	0.00	0.00	0.00	0.00	0.00	0.0%
All Other Transfers In		8781-8783	0.00	0.00	0.00	0.00	0.00	0.0%
Transfers of Apportionments								
Special Education SELPA Transfers								
From Districts or Charter Schools	6500	8791	0.00	0.00	0.00	0.00	0.00	0.0%
From County Offices	6500	8792	0.00	0.00	0.00	0.00	0.00	0.0%
From JPAs	6500	8793	0.00	0.00	0.00	0.00	0.00	0.0%
Other Transfers of Apportionments								
From Districts or Charter Schools	All Other	8791	0.00	0.00	0.00	0.00	0.00	0.0%
From County Offices	All Other	8792	0.00	0.00	0.00	0.00	0.00	0.0%
From JPAs	All Other	8793	0.00	0.00	0.00	0.00	0.00	0.0%
All Other Transfers In from All Others		8799	0.00	0.00	0.00	0.00	0.00	0.0%
TOTAL, OTHER LOCAL REVENUE			733,442.98	733,442.98	398,649.92	899,200.22	165,757.24	22.6%
TOTAL, REVENUES			14,429,544.81	14,429,544.81	10,353,951.12	15,455,627.73		
CERTIFICATED SALARIES								
Certificated Teachers' Salaries		1100	2,592,115.42	2,592,115.42	1,385,283.08	2,521,394.87	70,720.55	2.7%
Certificated Pupil Support Salaries		1200	301,220.86	301,220.86	157,667.15	295,205.26	6,015.60	2.0%
Certificated Supervisors' and Administrators' Salaries		1300	705,994.20	705,994.20	469,745.67	819,281.11	(113,286.91)	-16.0%
Other Certificated Salaries		1900	0.00	0.00	0.00	0.00	0.00	0.0%
TOTAL, CERTIFICATED SALARIES			3,599,330.48	3,599,330.48	2,012,695.90	3,635,881.24	(36,550.76)	-1.0%
CLASSIFIED SALARIES								
Classified Instructional Salaries		2100	965,691.75	965,691.75	536,715.47	977,035.71	(11,343.96)	-1.2%
Classified Support Salaries		2200	227,709.00	227,709.00	137,738.83	230,590.33	(2,881.33)	-1.3%
Classified Supervisors' and Administrators' Salaries		2300	13,916.00	13,916.00	33,917.57	63,864.30	(49,948.30)	-358.9%
Clerical, Technical and Office Salaries		2400	327,364.68	327,364.68	165,953.64	299,081.84	28,282.84	8.6%
Other Classified Salaries		2900	330,877.78	330,877.78	197,426.28	351,710.86	(20,833.08)	-6.3%
TOTAL, CLASSIFIED SALARIES			1,865,559.21	1,865,559.21	1,071,751.79	1,922,283.04	(56,723.83)	-3.0%
EMPLOYEE BENEFITS								
STRS		3101-3102	687,472.11	687,472.11	354,960.66	664,989.07	22,483.04	3.3%
PERS		3201-3202	504,633.76	504,633.76	310,939.98	541,008.69	(36,374.93)	-7.2%
OASDI/Medicare/Alternative		3301-3302	194,905.55	194,905.55	116,924.26	205,526.09	(10,620.54)	-5.4%
Health and Welfare Benefits		3401-3402	419,673.36	419,673.36	217,675.48	424,130.50	(4,457.14)	-1.1%
Unemployment Insurance		3501-3502	2,732.44	2,732.44	829.37	2,066.22	666.22	24.4%
Workers' Compensation		3601-3602	67,266.85	67,266.85	41,124.15	54,355.74	12,911.11	19.2%

Camino Nuevo Charter Academy
Los Angeles Unified
Los Angeles County

2024-25 Second Interim
Charter Schools Enterprise Fund
Expenditures by Object

19647336117667
Form 621
F82KADBZJB(2024-25)

Description	Resource Codes	Object Codes	Original Budget (A)	Board Approved Operating Budget (B)	Actuals To Date (C)	Projected Year Totals (D)	Difference (Col B & D) (E)	% Diff Column B & D (F)
OPEB, Allocated		3701-3702	0.00	0.00	0.00	0.00	0.00	0.0%
OPEB, Active Employees		3751-3752	0.00	0.00	0.00	0.00	0.00	0.0%
Other Employee Benefits		3901-3902	0.00	0.00	(15,717.70)	(15,717.72)	15,717.72	New
TOTAL, EMPLOYEE BENEFITS			1,876,684.07	1,876,684.07	1,026,736.20	1,876,358.59	325.48	0.0%
BOOKS AND SUPPLIES								
Approved Textbooks and Core Curricula Materials		4100	113,257.31	113,257.31	104,338.57	117,257.31	(4,000.00)	-3.5%
Books and Other Reference Materials		4200	3,000.00	3,000.00	16,186.13	19,034.56	(16,034.56)	-534.5%
Materials and Supplies		4300	483,736.67	483,736.67	193,634.70	518,023.95	(34,287.28)	-7.1%
Noncapitalized Equipment		4400	80,000.00	80,000.00	144,493.57	145,716.35	(65,716.35)	-82.1%
Food		4700	743,242.67	743,242.67	231,081.39	698,371.02	44,871.65	6.0%
TOTAL, BOOKS AND SUPPLIES			1,423,236.65	1,423,236.65	689,734.36	1,498,403.19	(75,166.54)	-5.3%
SERVICES AND OTHER OPERATING EXPENSES								
Subagreements for Services		5100	0.00	0.00	0.00	0.00	0.00	0.0%
Travel and Conferences		5200	14,350.00	14,350.00	3,756.42	14,350.00	0.00	0.0%
Dues and Memberships		5300	37,292.32	37,292.32	10,831.03	35,492.32	1,800.00	4.8%
Insurance		5400-5450	0.00	0.00	0.00	0.00	0.00	0.0%
Operations and Housekeeping Services		5500	558,068.50	558,068.50	299,379.62	568,688.20	(10,619.70)	-1.9%
Rentals, Leases, Repairs, and Noncapitalized Improvements		5600	867,050.96	867,050.96	637,488.04	1,061,592.46	(194,541.50)	-22.4%
Transfers of Direct Costs		5710	0.00	0.00	0.00	0.00	0.00	0.0%
Transfers of Direct Costs - Interfund		5750	0.00	0.00	0.00	0.00	0.00	0.0%
Professional/Consulting Services and								
Operating Expenditures		5800	3,722,486.54	3,722,486.54	2,193,025.98	4,344,284.67	(621,798.13)	-16.7%
Communications		5900	36,175.64	36,175.64	18,121.42	43,315.76	(7,140.12)	-19.7%
TOTAL, SERVICES AND OTHER OPERATING EXPENSES			5,235,423.96	5,235,423.96	3,162,602.51	6,067,723.41	(832,299.45)	-15.9%
DEPRECIATION AND AMORTIZATION								
Depreciation Expense		6900	285,972.08	285,972.08	110,075.64	236,084.99	49,887.09	17.4%
Amortization Expense-Lease Assets		6910	0.00	0.00	0.00	0.00	0.00	0.0%
Amortization Expense-Subscription Assets		6920	0.00	0.00	0.00	0.00	0.00	0.0%
TOTAL, DEPRECIATION AND AMORTIZATION			285,972.08	285,972.08	110,075.64	236,084.99	49,887.09	17.4%
OTHER OUTGO (excluding Transfers of Indirect Costs)								
Tuition								
Tuition for Instruction Under Interdistrict Attendance Agreements		7110	0.00	0.00	0.00	0.00	0.00	0.0%
Tuition, Excess Costs, and/or Deficit Payments								
Payments to Districts or Charter Schools		7141	0.00	0.00	0.00	0.00	0.00	0.0%
Payments to County Offices		7142	0.00	0.00	0.00	0.00	0.00	0.0%
Payments to JPAs		7143	0.00	0.00	0.00	0.00	0.00	0.0%
Other Transfers Out								
All Other Transfers		7281-7283	0.00	0.00	0.00	0.00	0.00	0.0%
All Other Transfers Out to All Others		7299	0.00	0.00	0.00	0.00	0.00	0.0%
Debt Service								
Debt Service - Interest		7438	0.00	0.00	0.00	0.00	0.00	0.0%
TOTAL, OTHER OUTGO (excluding Transfers of Indirect Costs)			0.00	0.00	0.00	0.00	0.00	0.0%
OTHER OUTGO - TRANSFERS OF INDIRECT COSTS								
Transfers of Indirect Costs		7310	0.00	0.00	0.00	0.00	0.00	0.0%
Transfers of Indirect Costs - Interfund		7350	0.00	0.00	0.00	0.00	0.00	0.0%
TOTAL, OTHER OUTGO - TRANSFERS OF INDIRECT COSTS			0.00	0.00	0.00	0.00	0.00	0.0%

Camino Nuevo Charter Academy
Los Angeles Unified
Los Angeles County

2024-25 Second Interim
Charter Schools Enterprise Fund
Expenditures by Object

19647336117667
Form 621
F82KADBZJB(2024-25)

Description	Resource Codes	Object Codes	Original Budget (A)	Board Approved Operating Budget (B)	Actuals To Date (C)	Projected Year Totals (D)	Difference (Col B & D) (E)	% Diff Column B & D (F)
TOTAL, EXPENSES			14,286,206.45	14,286,206.45	8,073,596.40	15,236,734.46		
INTERFUND TRANSFERS								
INTERFUND TRANSFERS IN								
Other Authorized Interfund Transfers In		8919	0.00	0.00	0.00	0.00	0.00	0.0%
(a) TOTAL, INTERFUND TRANSFERS IN			0.00	0.00	0.00	0.00	0.00	0.0%
INTERFUND TRANSFERS OUT								
Other Authorized Interfund Transfers Out		7619	0.00	0.00	0.00	0.00	0.00	0.0%
(b) TOTAL, INTERFUND TRANSFERS OUT			0.00	0.00	0.00	0.00	0.00	0.0%
OTHER SOURCES/USES								
SOURCES								
Other Sources								
Transfers from Funds of Lapsed/Reorganized LEAs		8965	0.00	0.00	0.00	0.00	0.00	0.0%
All Other Financing Sources		8979	0.00	0.00	0.00	0.00	0.00	0.0%
(c) TOTAL, SOURCES			0.00	0.00	0.00	0.00	0.00	0.0%
USES								
Transfers of Funds from Lapsed/Reorganized LEAs		7651	0.00	0.00	0.00	0.00	0.00	0.0%
All Other Financing Uses		7699	0.00	0.00	0.00	0.00	0.00	0.0%
(d) TOTAL, USES			0.00	0.00	0.00	0.00	0.00	0.0%
CONTRIBUTIONS								
Contributions from Unrestricted Revenues		8980	0.00	0.00	0.00	0.00	0.00	0.0%
Contributions from Restricted Revenues		8990	0.00	0.00	0.00	0.00	0.00	0.0%
(e) TOTAL, CONTRIBUTIONS			0.00	0.00	0.00	0.00	0.00	0.0%
TOTAL, OTHER FINANCING SOURCES/USES								
(a - b + c - d + e)			0.00	0.00	0.00	0.00		

Camino Nuevo Charter Academy
Los Angeles Unified
Los Angeles County

2024-25 Second Interim
Charter Schools Enterprise Fund
Restricted Detail

19647336117667
Form 62I
F82KADBZJB(2024-25)

Resource	Description	2024-25 Projected Totals
5310	Child Nutrition: School Programs (e.g., School Lunch, School Breakfast, Milk, Pregnant & Lactating Students)	116,479.39
Total, Restricted Net Position		116,479.39

Camino Nuevo Charter Academy #2
Los Angeles Unified
Los Angeles County

2024-25 Second Interim
Charter Schools Enterprise Fund
Expenditures by Object

19647330122861
Form 621
F82HUX352E(2024-25)

Description	Resource Codes	Object Codes	Original Budget (A)	Board Approved Operating Budget (B)	Actuals To Date (C)	Projected Year Totals (D)	Difference (Col B & D) (E)	% Diff Column B & D (F)
A. REVENUES								
1) LCFF Sources		8010-8099	9,941,915.40	9,941,915.40	5,145,108.00	9,756,625.33	(185,290.07)	-1.9%
2) Federal Revenue		8100-8299	934,426.14	934,426.14	550,971.73	1,087,310.85	152,884.71	16.4%
3) Other State Revenue		8300-8599	2,534,329.52	2,534,329.52	3,308,473.88	2,850,788.24	316,458.72	12.5%
4) Other Local Revenue		8600-8799	796,736.78	796,736.78	440,180.86	755,646.42	(41,090.36)	-5.2%
5) TOTAL, REVENUES			14,207,407.84	14,207,407.84	9,444,734.47	14,450,370.84		
B. EXPENSES								
1) Certificated Salaries		1000-1999	3,972,291.79	3,972,291.79	2,186,850.52	3,982,105.12	(9,813.33)	-0.2%
2) Classified Salaries		2000-2999	1,567,383.42	1,567,383.42	821,230.38	1,558,427.75	8,955.67	0.6%
3) Employee Benefits		3000-3999	1,878,442.56	1,878,442.56	972,868.65	1,805,659.24	72,783.32	3.9%
4) Books and Supplies		4000-4999	976,092.67	976,092.67	436,669.13	1,043,295.15	(67,202.48)	-6.9%
5) Services and Other Operating Expenses		5000-5999	4,882,095.88	4,882,095.88	2,381,618.36	5,146,650.32	(264,554.44)	-5.4%
6) Depreciation and Amortization		6000-6999	703,408.42	703,408.42	404,932.93	700,028.68	3,379.74	0.5%
7) Other Outgo (excluding Transfers of Indirect Costs)		7100-7299,7400-7499	186,663.58	186,663.58	94,358.48	186,663.58	0.00	0.0%
8) Other Outgo - Transfers of Indirect Costs		7300-7399	0.00	0.00	0.00	0.00	0.00	0.0%
9) TOTAL, EXPENSES			14,166,378.32	14,166,378.32	7,298,528.45	14,422,829.84		
C. EXCESS (DEFICIENCY) OF REVENUES OVER EXPENSES BEFORE OTHER FINANCING SOURCES AND USES (A5 - B9)			41,029.52	41,029.52	2,146,206.02	27,541.00		
D. OTHER FINANCING SOURCES/USES								
1) Interfund Transfers								
a) Transfers In		8900-8929	0.00	0.00	0.00	0.00	0.00	0.0%
b) Transfers Out		7600-7629	0.00	0.00	0.00	0.00	0.00	0.0%
2) Other Sources/Uses								
a) Sources		8930-8979	0.00	0.00	0.00	0.00	0.00	0.0%
b) Uses		7630-7699	0.00	0.00	0.00	0.00	0.00	0.0%
3) Contributions		8980-8999	(.01)	(.01)	0.00	.01	.02	-200.0%
4) TOTAL, OTHER FINANCING SOURCES/USES			(.01)	(.01)	0.00	.01		
E. NET INCREASE (DECREASE) IN NET POSITION (C + D4)			41,029.51	41,029.51	2,146,206.02	27,541.01		
F. NET POSITION								
1) Beginning Net Position								
a) As of July 1 - Unaudited		9791	27,305,190.14	27,305,190.14		27,387,150.75	81,960.61	0.3%
b) Audit Adjustments		9793	0.00	0.00		0.00	0.00	0.0%
c) As of July 1 - Audited (F1a + F1b)			27,305,190.14	27,305,190.14		27,387,150.75		
d) Other Restatements		9795	240,588.43	240,588.43		0.00	(240,588.43)	-100.0%
e) Adjusted Beginning Net Position (F1c + F1d)			27,545,778.57	27,545,778.57		27,387,150.75		
2) Ending Net Position, June 30 (E + F1e)			27,586,808.08	27,586,808.08		27,414,691.76		
Components of Ending Net Position								
a) Net Investment in Capital Assets		9796	24,932,411.02	24,932,411.02		24,801,673.25		
b) Restricted Net Position		9797	0.00	0.00		0.00		
c) Unrestricted Net Position		9790	2,654,397.06	2,654,397.06		2,613,018.51		
LCFF SOURCES								
Principal Apportionment								
State Aid - Current Year		8011	5,146,602.36	5,146,602.36	3,157,141.00	6,232,663.61	1,086,061.25	21.1%
Education Protection Account State Aid - Current Year		8012	2,283,118.73	2,283,118.73	590,979.00	1,014,288.12	(1,268,830.61)	-55.6%
State Aid - Prior Years		8019	0.00	0.00	0.00	0.00	0.00	0.0%
LCFF Transfers								
Unrestricted LCFF Transfers - Current Year	0000	8091	0.00	0.00	0.00	0.00	0.00	0.0%

Camino Nuevo Charter Academy #2
Los Angeles Unified
Los Angeles County

2024-25 Second Interim
Charter Schools Enterprise Fund
Expenditures by Object

19647330122861
Form 621
F82HUX352E(2024-25)

Description	Resource Codes	Object Codes	Original Budget (A)	Board Approved Operating Budget (B)	Actuals To Date (C)	Projected Year Totals (D)	Difference (Col B & D) (E)	% Diff Column B & D (F)
All Other LCFF Transfers - Current Year	All Other	8091	0.00	0.00	0.00	0.00	0.00	0.0%
Transfers to Charter Schools in Lieu of Property Taxes		8096	2,512,194.31	2,512,194.31	1,396,988.00	2,509,673.60	(2,520.71)	-0.1%
Property Taxes Transfers		8097	0.00	0.00	0.00	0.00	0.00	0.0%
LCFF/Revenue Limit Transfers - Prior Years		8099	0.00	0.00	0.00	0.00	0.00	0.0%
TOTAL, LCFF SOURCES			9,941,915.40	9,941,915.40	5,145,108.00	9,756,625.33	(185,290.07)	-1.9%
FEDERAL REVENUE								
Maintenance and Operations		8110	0.00	0.00	0.00	0.00	0.00	0.0%
Special Education Entitlement		8181	0.00	0.00	0.00	0.00	0.00	0.0%
Special Education Discretionary Grants		8182	0.00	0.00	0.00	0.00	0.00	0.0%
Child Nutrition Programs		8220	377,318.75	377,318.75	79,140.38	382,001.92	4,683.17	1.2%
Donated Food Commodities		8221	0.00	0.00	0.00	0.00	0.00	0.0%
Interagency Contracts Between LEAs		8285	162,143.05	162,143.05	93,229.00	167,488.83	5,345.78	3.3%
Title I, Part A, Basic	3010	8290	250,464.00	250,464.00	141,147.00	250,695.00	231.00	0.1%
Title I, Part D, Local Delinquent Programs	3025	8290	0.00	0.00	0.00	0.00	0.00	0.0%
Title II, Part A, Supporting Effective Instruction	4035	8290	28,918.00	28,918.00	18,698.00	29,363.00	445.00	1.5%
Title III, Immigrant Student Program	4201	8290	0.00	0.00	0.00	0.00	0.00	0.0%
Title III, English Learner Program	4203	8290	42,070.75	42,070.75	10,518.00	42,070.75	0.00	0.0%
Public Charter Schools Grant Program (PCSGP)	4610	8290	0.00	0.00	0.00	0.00	0.00	0.0%
Every Student Succeeds Act	3040, 3060, 3061, 3150, 3155, 3182, 4037, 4124, 4126, 4127, 4128, 5630	8290	21,309.00	21,309.00	13,703.00	21,764.00	455.00	2.1%
Career and Technical Education	3500-3599	8290	0.00	0.00	0.00	0.00	0.00	0.0%
All Other Federal Revenue	All Other	8290	52,202.59	52,202.59	194,536.35	193,927.35	141,724.76	271.5%
TOTAL, FEDERAL REVENUE			934,426.14	934,426.14	550,971.73	1,087,310.85	152,884.71	16.4%
OTHER STATE REVENUE								
Other State Apportionments								
Special Education Master Plan								
Current Year	6500	8311	0.00	0.00	0.00	0.00	0.00	0.0%
Prior Years	6500	8319	0.00	0.00	0.00	0.00	0.00	0.0%
All Other State Apportionments - Current Year	All Other	8311	0.00	0.00	0.00	0.00	0.00	0.0%
All Other State Apportionments - Prior Years	All Other	8319	0.00	0.00	0.00	0.00	0.00	0.0%
Child Nutrition Programs		8520	103,596.79	103,596.79	22,356.30	110,971.90	7,375.11	7.1%
Mandated Costs Reimbursements		8550	12,640.51	12,640.51	12,639.00	12,640.51	0.00	0.0%
Lottery - Unrestricted and Instructional Materials		8560	173,326.61	173,326.61	42,924.84	189,300.70	15,974.09	9.2%
After School Education and Safety (ASES)	6010	8590	203,482.84	203,482.84	0.00	203,482.84	0.00	0.0%
Charter School Facility Grant	6030	8590	0.00	0.00	0.00	0.00	0.00	0.0%
Drug/Alcohol/Tobacco Funds	6690, 6695	8590	0.00	0.00	0.00	0.00	0.00	0.0%
California Clean Energy Jobs Act	6230	8590	0.00	0.00	0.00	0.00	0.00	0.0%
Career Technical Education Incentive Grant Program	6387	8590	0.00	0.00	0.00	0.00	0.00	0.0%
Specialized Secondary	7370	8590	0.00	0.00	0.00	0.00	0.00	0.0%
All Other State Revenue	All Other	8590	2,041,282.77	2,041,282.77	3,230,553.74	2,334,392.29	293,109.52	14.4%
TOTAL, OTHER STATE REVENUE			2,534,329.52	2,534,329.52	3,308,473.88	2,850,788.24	316,458.72	12.5%
OTHER LOCAL REVENUE								

Camino Nuevo Charter Academy #2
Los Angeles Unified
Los Angeles County

2024-25 Second Interim
Charter Schools Enterprise Fund
Expenditures by Object

19647330122861
Form 621
F82HUX352E(2024-25)

Description	Resource Codes	Object Codes	Original Budget (A)	Board Approved Operating Budget (B)	Actuals To Date (C)	Projected Year Totals (D)	Difference (Col B & D) (E)	% Diff Column B & D (F)
Sales								
Sale of Equipment/Supplies		8631	0.00	0.00	0.00	0.00	0.00	0.0%
Sale of Publications		8632	0.00	0.00	0.00	0.00	0.00	0.0%
Food Service Sales		8634	0.00	0.00	0.00	0.00	0.00	0.0%
All Other Sales		8639	0.00	0.00	0.00	0.00	0.00	0.0%
Leases and Rentals		8650	0.00	0.00	0.00	0.00	0.00	0.0%
Interest		8660	25,000.00	25,000.00	44,742.11	61,000.00	36,000.00	144.0%
Net Increase (Decrease) in the Fair Value of Investments		8662	0.00	0.00	0.00	0.00	0.00	0.0%
Fees and Contracts								
Child Development Parent Fees		8673	0.00	0.00	0.00	0.00	0.00	0.0%
Transportation Fees From Individuals		8675	0.00	0.00	0.00	0.00	0.00	0.0%
Interagency Services		8677	642,534.09	642,534.09	353,165.35	614,898.71	(27,635.38)	-4.3%
All Other Fees and Contracts		8689	0.00	0.00	0.00	0.00	0.00	0.0%
Other Local Revenue								
All Other Local Revenue		8699	129,202.69	129,202.69	42,273.40	79,747.71	(49,454.98)	-38.3%
Tuition		8710	0.00	0.00	0.00	0.00	0.00	0.0%
All Other Transfers In		8781-8783	0.00	0.00	0.00	0.00	0.00	0.0%
Transfers of Apportionments								
Special Education SELPA Transfers								
From Districts or Charter Schools	6500	8791	0.00	0.00	0.00	0.00	0.00	0.0%
From County Offices	6500	8792	0.00	0.00	0.00	0.00	0.00	0.0%
From JPAs	6500	8793	0.00	0.00	0.00	0.00	0.00	0.0%
Other Transfers of Apportionments								
From Districts or Charter Schools	All Other	8791	0.00	0.00	0.00	0.00	0.00	0.0%
From County Offices	All Other	8792	0.00	0.00	0.00	0.00	0.00	0.0%
From JPAs	All Other	8793	0.00	0.00	0.00	0.00	0.00	0.0%
All Other Transfers In from All Others		8799	0.00	0.00	0.00	0.00	0.00	0.0%
TOTAL, OTHER LOCAL REVENUE			796,736.78	796,736.78	440,180.86	755,646.42	(41,090.36)	-5.2%
TOTAL, REVENUES			14,207,407.84	14,207,407.84	9,444,734.47	14,450,370.84		
CERTIFICATED SALARIES								
Certificated Teachers' Salaries		1100	2,995,809.98	2,995,809.98	1,646,252.95	3,028,151.99	(32,342.01)	-1.1%
Certificated Pupil Support Salaries		1200	249,756.84	249,756.84	131,379.14	249,681.56	75.28	0.0%
Certificated Supervisors' and Administrators' Salaries		1300	726,724.97	726,724.97	409,218.43	704,271.57	22,453.40	3.1%
Other Certificated Salaries		1900	0.00	0.00	0.00	0.00	0.00	0.0%
TOTAL, CERTIFICATED SALARIES			3,972,291.79	3,972,291.79	2,186,850.52	3,982,105.12	(9,813.33)	-0.2%
CLASSIFIED SALARIES								
Classified Instructional Salaries		2100	721,545.25	721,545.25	344,972.25	688,411.64	33,133.61	4.6%
Classified Support Salaries		2200	162,901.50	162,901.50	72,739.56	139,004.52	23,896.98	14.7%
Classified Supervisors' and Administrators' Salaries		2300	103,167.17	103,167.17	42,742.95	88,808.56	14,358.61	13.9%
Clerical, Technical and Office Salaries		2400	231,776.63	231,776.63	134,846.67	233,219.76	(1,443.13)	-0.6%
Other Classified Salaries		2900	347,992.87	347,992.87	225,928.95	408,983.27	(60,990.40)	-17.5%
TOTAL, CLASSIFIED SALARIES			1,567,383.42	1,567,383.42	821,230.38	1,558,427.75	8,955.67	0.6%
EMPLOYEE BENEFITS								
STRS		3101-3102	758,707.73	758,707.73	415,154.49	758,048.12	659.61	0.1%
PERS		3201-3202	423,977.21	423,977.21	213,360.42	412,772.30	11,204.91	2.6%
OASDI/Medicare/Alternative		3301-3302	177,503.07	177,503.07	93,401.03	175,827.85	1,675.22	0.9%
Health and Welfare Benefits		3401-3402	448,614.79	448,614.79	221,367.30	414,746.64	33,868.15	7.5%
Unemployment Insurance		3501-3502	2,769.85	2,769.85	807.15	2,073.38	696.47	25.1%
Workers' Compensation		3601-3602	66,869.91	66,869.91	43,300.02	56,712.71	10,157.20	15.2%

Camino Nuevo Charter Academy #2
Los Angeles Unified
Los Angeles County

2024-25 Second Interim
Charter Schools Enterprise Fund
Expenditures by Object

19647330122861
Form 621
F82HUX352E(2024-25)

Description	Resource Codes	Object Codes	Original Budget (A)	Board Approved Operating Budget (B)	Actuals To Date (C)	Projected Year Totals (D)	Difference (Col B & D) (E)	% Diff Column B & D (F)
OPEB, Allocated		3701-3702	0.00	0.00	0.00	0.00	0.00	0.0%
OPEB, Active Employees		3751-3752	0.00	0.00	0.00	0.00	0.00	0.0%
Other Employee Benefits		3901-3902	0.00	0.00	(14,521.76)	(14,521.76)	14,521.76	New
TOTAL, EMPLOYEE BENEFITS			1,878,442.56	1,878,442.56	972,868.65	1,805,659.24	72,783.32	3.9%
BOOKS AND SUPPLIES								
Approved Textbooks and Core Curricula Materials		4100	113,500.00	113,500.00	66,994.85	113,500.00	0.00	0.0%
Books and Other Reference Materials		4200	5,000.00	5,000.00	5,593.94	6,000.00	(1,000.00)	-20.0%
Materials and Supplies		4300	277,620.54	277,620.54	135,284.88	320,445.69	(42,825.15)	-15.4%
Noncapitalized Equipment		4400	121,616.67	121,616.67	47,693.28	152,371.22	(30,754.55)	-25.3%
Food		4700	458,355.46	458,355.46	181,102.18	450,978.24	7,377.22	1.6%
TOTAL, BOOKS AND SUPPLIES			976,092.67	976,092.67	436,669.13	1,043,295.15	(67,202.48)	-6.9%
SERVICES AND OTHER OPERATING EXPENSES								
Subagreements for Services		5100	0.00	0.00	0.00	0.00	0.00	0.0%
Travel and Conferences		5200	10,954.88	10,954.88	5,674.62	13,117.88	(2,163.00)	-19.7%
Dues and Memberships		5300	30,994.04	30,994.04	12,288.71	28,755.54	2,238.50	7.2%
Insurance		5400-5450	0.00	0.00	0.00	0.00	0.00	0.0%
Operations and Housekeeping Services		5500	386,227.21	386,227.21	240,581.66	387,958.01	(1,730.80)	-0.4%
Rentals, Leases, Repairs, and Noncapitalized Improvements		5600	198,463.50	198,463.50	170,437.45	233,796.49	(35,332.99)	-17.8%
Transfers of Direct Costs		5710	0.00	0.00	0.00	0.00	0.00	0.0%
Transfers of Direct Costs - Interfund		5750	0.00	0.00	0.00	0.00	0.00	0.0%
Professional/Consulting Services and								
Operating Expenditures		5800	4,225,958.25	4,225,958.25	1,934,740.80	4,446,292.59	(220,334.34)	-5.2%
Communications		5900	29,498.00	29,498.00	17,895.12	36,729.81	(7,231.81)	-24.5%
TOTAL, SERVICES AND OTHER OPERATING EXPENSES			4,882,095.88	4,882,095.88	2,381,618.36	5,146,650.32	(264,554.44)	-5.4%
DEPRECIATION AND AMORTIZATION								
Depreciation Expense		6900	703,408.42	703,408.42	404,932.93	700,028.68	3,379.74	0.5%
Amortization Expense-Lease Assets		6910	0.00	0.00	0.00	0.00	0.00	0.0%
Amortization Expense-Subscription Assets		6920	0.00	0.00	0.00	0.00	0.00	0.0%
TOTAL, DEPRECIATION AND AMORTIZATION			703,408.42	703,408.42	404,932.93	700,028.68	3,379.74	0.5%
OTHER OUTGO (excluding Transfers of Indirect Costs)								
Tuition								
Tuition for Instruction Under Interdistrict Attendance Agreements		7110	0.00	0.00	0.00	0.00	0.00	0.0%
Tuition, Excess Costs, and/or Deficit Payments								
Payments to Districts or Charter Schools		7141	0.00	0.00	0.00	0.00	0.00	0.0%
Payments to County Offices		7142	0.00	0.00	0.00	0.00	0.00	0.0%
Payments to JPAs		7143	0.00	0.00	0.00	0.00	0.00	0.0%
Other Transfers Out								
All Other Transfers		7281-7283	0.00	0.00	0.00	0.00	0.00	0.0%
All Other Transfers Out to All Others		7299	0.00	0.00	0.00	0.00	0.00	0.0%
Debt Service								
Debt Service - Interest		7438	186,663.58	186,663.58	94,358.48	186,663.58	0.00	0.0%
TOTAL, OTHER OUTGO (excluding Transfers of Indirect Costs)			186,663.58	186,663.58	94,358.48	186,663.58	0.00	0.0%
OTHER OUTGO - TRANSFERS OF INDIRECT COSTS								
Transfers of Indirect Costs		7310	0.00	0.00	0.00	0.00	0.00	0.0%
Transfers of Indirect Costs - Interfund		7350	0.00	0.00	0.00	0.00	0.00	0.0%
TOTAL, OTHER OUTGO - TRANSFERS OF INDIRECT COSTS			0.00	0.00	0.00	0.00	0.00	0.0%

Camino Nuevo Charter Academy #2
Los Angeles Unified
Los Angeles County

2024-25 Second Interim
Charter Schools Enterprise Fund
Expenditures by Object

19647330122861
Form 621
F82HUX352E(2024-25)

Description	Resource Codes	Object Codes	Original Budget (A)	Board Approved Operating Budget (B)	Actuals To Date (C)	Projected Year Totals (D)	Difference (Col B & D) (E)	% Diff Column B & D (F)
TOTAL, EXPENSES			14,166,378.32	14,166,378.32	7,298,528.45	14,422,829.84		
INTERFUND TRANSFERS								
INTERFUND TRANSFERS IN								
Other Authorized Interfund Transfers In		8919	0.00	0.00	0.00	0.00	0.00	0.0%
(a) TOTAL, INTERFUND TRANSFERS IN			0.00	0.00	0.00	0.00	0.00	0.0%
INTERFUND TRANSFERS OUT								
Other Authorized Interfund Transfers Out		7619	0.00	0.00	0.00	0.00	0.00	0.0%
(b) TOTAL, INTERFUND TRANSFERS OUT			0.00	0.00	0.00	0.00	0.00	0.0%
OTHER SOURCES/USES								
SOURCES								
Other Sources								
Transfers from Funds of Lapsed/Reorganized LEAs		8965	0.00	0.00	0.00	0.00	0.00	0.0%
All Other Financing Sources		8979	0.00	0.00	0.00	0.00	0.00	0.0%
(c) TOTAL, SOURCES			0.00	0.00	0.00	0.00	0.00	0.0%
USES								
Transfers of Funds from Lapsed/Reorganized LEAs		7651	0.00	0.00	0.00	0.00	0.00	0.0%
All Other Financing Uses		7699	0.00	0.00	0.00	0.00	0.00	0.0%
(d) TOTAL, USES			0.00	0.00	0.00	0.00	0.00	0.0%
CONTRIBUTIONS								
Contributions from Unrestricted Revenues		8980	(.01)	(.01)	0.00	.01	.02	-200.0%
Contributions from Restricted Revenues		8990	0.00	0.00	0.00	0.00	0.00	0.0%
(e) TOTAL, CONTRIBUTIONS			(.01)	(.01)	0.00	.01	.02	-200.0%
TOTAL, OTHER FINANCING SOURCES/USES								
(a - b + c - d + e)			(.01)	(.01)	0.00	.01		

Camino Nuevo Charter Academy #2
Los Angeles Unified
Los Angeles County

2024-25 Second Interim
Charter Schools Enterprise Fund
Restricted Detail

19647330122861
Form 62I
F82HUX352E(2024-25)

Resource	Description	2024-25 Projected Totals
Total, Restricted Net Position		0.00

Camino Nuevo Elementary #3
Los Angeles Unified
Los Angeles County

2024-25 Second Interim
Charter Schools Enterprise Fund
Expenditures by Object

19647330122564
Form 621
F82YF9A9NF(2024-25)

Description	Resource Codes	Object Codes	Original Budget (A)	Board Approved Operating Budget (B)	Actuals To Date (C)	Projected Year Totals (D)	Difference (Col B & D) (E)	% Diff Column B & D (F)
A. REVENUES								
1) LCFF Sources		8010-8099	10,069,875.81	10,069,875.81	5,351,674.77	10,302,882.30	233,006.49	2.3%
2) Federal Revenue		8100-8299	1,307,121.78	1,307,121.78	943,420.65	1,661,040.84	353,919.06	27.1%
3) Other State Revenue		8300-8599	3,214,834.70	3,214,834.70	4,385,403.14	3,297,526.97	82,692.27	2.6%
4) Other Local Revenue		8600-8799	901,893.11	901,893.11	512,371.86	889,054.24	(12,838.87)	-1.4%
5) TOTAL, REVENUES			15,493,725.40	15,493,725.40	11,192,870.42	16,150,504.35		
B. EXPENSES								
1) Certificated Salaries		1000-1999	4,298,316.51	4,298,316.51	2,341,516.94	4,318,777.89	(20,461.38)	-0.5%
2) Classified Salaries		2000-2999	1,889,111.85	1,889,111.85	924,853.79	1,823,970.03	65,141.82	3.4%
3) Employee Benefits		3000-3999	2,134,110.54	2,134,110.54	1,036,955.00	1,983,426.68	150,683.86	7.1%
4) Books and Supplies		4000-4999	1,107,542.35	1,107,542.35	586,519.20	1,346,877.82	(239,335.47)	-21.6%
5) Services and Other Operating Expenses		5000-5999	5,598,831.69	5,598,831.69	2,645,640.07	5,983,433.57	(384,601.88)	-6.9%
6) Depreciation and Amortization		6000-6999	247,224.23	247,224.23	126,365.12	225,798.08	21,426.15	8.7%
7) Other Outgo (excluding Transfers of Indirect Costs)		7100-7299,7400-7499	0.00	0.00	0.00	0.00	0.00	0.0%
8) Other Outgo - Transfers of Indirect Costs		7300-7399	0.00	0.00	0.00	0.00	0.00	0.0%
9) TOTAL, EXPENSES			15,275,137.17	15,275,137.17	7,661,850.12	15,682,284.07		
C. EXCESS (DEFICIENCY) OF REVENUES OVER EXPENSES BEFORE OTHER FINANCING SOURCES AND USES (A5 - B9)			218,588.23	218,588.23	3,531,020.30	468,220.28		
D. OTHER FINANCING SOURCES/USES								
1) Interfund Transfers								
a) Transfers In		8900-8929	0.00	0.00	0.00	0.00	0.00	0.0%
b) Transfers Out		7600-7629	0.00	0.00	0.00	0.00	0.00	0.0%
2) Other Sources/Uses								
a) Sources		8930-8979	0.00	0.00	0.00	0.00	0.00	0.0%
b) Uses		7630-7699	0.00	0.00	0.00	0.00	0.00	0.0%
3) Contributions		8980-8999	0.00	0.00	0.00	0.00	0.00	0.0%
4) TOTAL, OTHER FINANCING SOURCES/USES			0.00	0.00	0.00	0.00		
E. NET INCREASE (DECREASE) IN NET POSITION (C + D4)			218,588.23	218,588.23	3,531,020.30	468,220.28		
F. NET POSITION								
1) Beginning Net Position								
a) As of July 1 - Unaudited		9791	6,185,163.30	6,185,163.30		6,665,426.45	480,263.15	7.8%
b) Audit Adjustments		9793	0.00	0.00		0.00	0.00	0.0%
c) As of July 1 - Audited (F1a + F1b)			6,185,163.30	6,185,163.30		6,665,426.45		
d) Other Restatements		9795	(61,025.51)	(61,025.51)		.01	61,025.52	-100.0%
e) Adjusted Beginning Net Position (F1c + F1d)			6,124,137.79	6,124,137.79		6,665,426.46		
2) Ending Net Position, June 30 (E + F1e)			6,342,726.02	6,342,726.02		7,133,646.74		
Components of Ending Net Position								
a) Net Investment in Capital Assets		9796	1,472,259.94	1,472,259.94		1,010,947.80		
b) Restricted Net Position		9797	0.00	0.00		0.00		
c) Unrestricted Net Position		9790	4,870,466.08	4,870,466.08		6,122,698.94		
LCFF SOURCES								
Principal Apportionment								
State Aid - Current Year		8011	5,255,026.72	5,255,026.72	3,292,795.00	6,622,680.79	1,367,654.07	26.0%
Education Protection Account State Aid - Current Year		8012	2,283,505.92	2,283,505.92	606,747.00	1,053,666.44	(1,229,839.48)	-53.9%
State Aid - Prior Years		8019	0.00	0.00	0.00	0.00	0.00	0.0%
LCFF Transfers								
Unrestricted LCFF Transfers - Current Year	0000	8091	0.00	0.00	0.00	0.00	0.00	0.0%

Camino Nuevo Elementary #3
Los Angeles Unified
Los Angeles County

2024-25 Second Interim
Charter Schools Enterprise Fund
Expenditures by Object

19647330122564
Form 621
F82YF9A9NF(2024-25)

Description	Resource Codes	Object Codes	Original Budget (A)	Board Approved Operating Budget (B)	Actuals To Date (C)	Projected Year Totals (D)	Difference (Col B & D) (E)	% Diff Column B & D (F)
All Other LCFF Transfers - Current Year	All Other	8091	0.00	0.00	0.00	0.00	0.00	0.0%
Transfers to Charter Schools in Lieu of Property Taxes		8096	2,531,343.17	2,531,343.17	1,452,132.77	2,626,535.07	95,191.90	3.8%
Property Taxes Transfers		8097	0.00	0.00	0.00	0.00	0.00	0.0%
LCFF/Revenue Limit Transfers - Prior Years		8099	0.00	0.00	0.00	0.00	0.00	0.0%
TOTAL, LCFF SOURCES			10,069,875.81	10,069,875.81	5,351,674.77	10,302,882.30	233,006.49	2.3%
FEDERAL REVENUE								
Maintenance and Operations		8110	0.00	0.00	0.00	0.00	0.00	0.0%
Special Education Entitlement		8181	0.00	0.00	0.00	0.00	0.00	0.0%
Special Education Discretionary Grants		8182	0.00	0.00	0.00	0.00	0.00	0.0%
Child Nutrition Programs		8220	424,448.12	424,448.12	114,162.61	547,366.94	122,918.82	29.0%
Donated Food Commodities		8221	0.00	0.00	0.00	0.00	0.00	0.0%
Interagency Contracts Between LEAs		8285	163,378.97	163,378.97	96,432.00	175,287.85	11,908.88	7.3%
Title I, Part A, Basic	3010	8290	295,519.04	295,519.04	155,546.00	295,608.00	88.96	0.0%
Title I, Part D, Local Delinquent Programs	3025	8290	0.00	0.00	0.00	0.00	0.00	0.0%
Title II, Part A, Supporting Effective Instruction	4035	8290	32,447.00	32,447.00	12,970.00	32,973.00	526.00	1.6%
Title III, Immigrant Student Program	4201	8290	0.00	0.00	0.00	0.00	0.00	0.0%
Title III, English Learner Program	4203	8290	47,932.00	47,932.00	12,016.00	47,932.00	0.00	0.0%
Public Charter Schools Grant Program (PCSGP)	4610	8290	0.00	0.00	0.00	0.00	0.00	0.0%
Every Student Succeeds Act	3040, 3060, 3061, 3150, 3155, 3182, 4037, 4124, 4126, 4127, 4128, 5630	8290	21,529.00	21,529.00	10,653.00	20,232.00	(1,297.00)	-6.0%
Career and Technical Education	3500-3599	8290	0.00	0.00	0.00	0.00	0.00	0.0%
All Other Federal Revenue	All Other	8290	321,867.65	321,867.65	541,641.04	541,641.05	219,773.40	68.3%
TOTAL, FEDERAL REVENUE			1,307,121.78	1,307,121.78	943,420.65	1,661,040.84	353,919.06	27.1%
OTHER STATE REVENUE								
Other State Apportionments								
Special Education Master Plan								
Current Year	6500	8311	0.00	0.00	0.00	0.00	0.00	0.0%
Prior Years	6500	8319	0.00	0.00	0.00	0.00	0.00	0.0%
All Other State Apportionments - Current Year	All Other	8311	0.00	0.00	0.00	0.00	0.00	0.0%
All Other State Apportionments - Prior Years	All Other	8319	0.00	0.00	0.00	0.00	0.00	0.0%
Child Nutrition Programs		8520	93,917.70	93,917.70	26,362.03	125,960.97	32,043.27	34.1%
Mandated Costs Reimbursements		8550	13,074.66	13,074.66	13,073.00	13,147.98	73.32	0.6%
Lottery - Unrestricted and Instructional Materials		8560	174,647.77	174,647.77	44,283.17	198,195.57	23,547.80	13.5%
After School Education and Safety (ASES)	6010	8590	203,482.84	203,482.84	0.00	203,482.84	0.00	0.0%
Charter School Facility Grant	6030	8590	169,448.36	169,448.36	94,137.98	169,448.36	0.00	0.0%
Drug/Alcohol/Tobacco Funds	6690, 6695	8590	0.00	0.00	0.00	0.00	0.00	0.0%
California Clean Energy Jobs Act	6230	8590	0.00	0.00	0.00	0.00	0.00	0.0%
Career Technical Education Incentive Grant Program	6387	8590	0.00	0.00	0.00	0.00	0.00	0.0%
Specialized Secondary	7370	8590	0.00	0.00	0.00	0.00	0.00	0.0%
All Other State Revenue	All Other	8590	2,560,263.37	2,560,263.37	4,207,546.96	2,587,291.25	27,027.88	1.1%
TOTAL, OTHER STATE REVENUE			3,214,834.70	3,214,834.70	4,385,403.14	3,297,526.97	82,692.27	2.6%
OTHER LOCAL REVENUE								

Camino Nuevo Elementary #3
Los Angeles Unified
Los Angeles County

2024-25 Second Interim
Charter Schools Enterprise Fund
Expenditures by Object

19647330122564
Form 621
F82YF9A9NF(2024-25)

Description	Resource Codes	Object Codes	Original Budget (A)	Board Approved Operating Budget (B)	Actuals To Date (C)	Projected Year Totals (D)	Difference (Col B & D) (E)	% Diff Column B & D (F)
Sales								
Sale of Equipment/Supplies		8631	0.00	0.00	0.00	0.00	0.00	0.0%
Sale of Publications		8632	0.00	0.00	0.00	0.00	0.00	0.0%
Food Service Sales		8634	0.00	0.00	0.00	0.00	0.00	0.0%
All Other Sales		8639	0.00	0.00	0.00	0.00	0.00	0.0%
Leases and Rentals		8650	0.00	0.00	2,383.40	2,383.40	2,383.40	New
Interest		8660	25,000.00	25,000.00	46,038.55	57,000.00	32,000.00	128.0%
Net Increase (Decrease) in the Fair Value of Investments		8662	0.00	0.00	0.00	0.00	0.00	0.0%
Fees and Contracts								
Child Development Parent Fees		8673	0.00	0.00	0.00	0.00	0.00	0.0%
Transportation Fees From Individuals		8675	0.00	0.00	0.00	0.00	0.00	0.0%
Interagency Services		8677	647,431.71	647,431.71	352,997.32	630,938.53	(16,493.18)	-2.5%
All Other Fees and Contracts		8689	0.00	0.00	0.00	0.00	0.00	0.0%
Other Local Revenue								
All Other Local Revenue		8699	229,461.40	229,461.40	110,952.59	198,732.31	(30,729.09)	-13.4%
Tuition		8710	0.00	0.00	0.00	0.00	0.00	0.0%
All Other Transfers In		8781-8783	0.00	0.00	0.00	0.00	0.00	0.0%
Transfers of Apportionments								
Special Education SELPA Transfers								
From Districts or Charter Schools	6500	8791	0.00	0.00	0.00	0.00	0.00	0.0%
From County Offices	6500	8792	0.00	0.00	0.00	0.00	0.00	0.0%
From JPAs	6500	8793	0.00	0.00	0.00	0.00	0.00	0.0%
Other Transfers of Apportionments								
From Districts or Charter Schools	All Other	8791	0.00	0.00	0.00	0.00	0.00	0.0%
From County Offices	All Other	8792	0.00	0.00	0.00	0.00	0.00	0.0%
From JPAs	All Other	8793	0.00	0.00	0.00	0.00	0.00	0.0%
All Other Transfers In from All Others		8799	0.00	0.00	0.00	0.00	0.00	0.0%
TOTAL, OTHER LOCAL REVENUE			901,893.11	901,893.11	512,371.86	889,054.24	(12,838.87)	-1.4%
TOTAL, REVENUES			15,493,725.40	15,493,725.40	11,192,870.42	16,150,504.35		
CERTIFICATED SALARIES								
Certificated Teachers' Salaries		1100	2,998,233.47	2,998,233.47	1,610,677.37	3,046,013.73	(47,780.26)	-1.6%
Certificated Pupil Support Salaries		1200	250,937.46	250,937.46	132,338.78	257,339.39	(6,401.93)	-2.6%
Certificated Supervisors' and Administrators' Salaries		1300	1,049,145.58	1,049,145.58	598,500.79	1,015,424.77	33,720.81	3.2%
Other Certificated Salaries		1900	0.00	0.00	0.00	0.00	0.00	0.0%
TOTAL, CERTIFICATED SALARIES			4,298,316.51	4,298,316.51	2,341,516.94	4,318,777.89	(20,461.38)	-0.5%
CLASSIFIED SALARIES								
Classified Instructional Salaries		2100	717,488.25	717,488.25	327,564.28	710,039.43	7,448.82	1.0%
Classified Support Salaries		2200	213,980.90	213,980.90	113,015.98	202,815.60	11,165.30	5.2%
Classified Supervisors' and Administrators' Salaries		2300	97,016.23	97,016.23	15,405.60	38,628.70	58,387.53	60.2%
Clerical, Technical and Office Salaries		2400	425,996.37	425,996.37	206,459.70	382,033.37	43,963.00	10.3%
Other Classified Salaries		2900	434,630.10	434,630.10	262,408.23	490,452.93	(55,822.83)	-12.8%
TOTAL, CLASSIFIED SALARIES			1,889,111.85	1,889,111.85	924,853.79	1,823,970.03	65,141.82	3.4%
EMPLOYEE BENEFITS								
STRS		3101-3102	820,978.46	820,978.46	443,145.85	820,802.69	175.77	0.0%
PERS		3201-3202	511,004.77	511,004.77	235,450.37	478,661.31	32,343.46	6.3%
OASDI/Medicare/Alternative		3301-3302	206,842.64	206,842.64	102,999.62	200,452.29	6,390.35	3.1%
Health and Welfare Benefits		3401-3402	509,007.53	509,007.53	224,131.87	430,448.35	78,559.18	15.4%
Unemployment Insurance		3501-3502	3,093.71	3,093.71	886.72	2,324.93	768.78	24.8%
Workers' Compensation		3601-3602	83,183.43	83,183.43	40,266.80	60,663.34	22,520.09	27.1%

Camino Nuevo Elementary #3
Los Angeles Unified
Los Angeles County

2024-25 Second Interim
Charter Schools Enterprise Fund
Expenditures by Object

19647330122564
Form 621
F82YF9A9NF(2024-25)

Description	Resource Codes	Object Codes	Original Budget (A)	Board Approved Operating Budget (B)	Actuals To Date (C)	Projected Year Totals (D)	Difference (Col B & D) (E)	% Diff Column B & D (F)
OPEB, Allocated		3701-3702	0.00	0.00	0.00	0.00	0.00	0.0%
OPEB, Active Employees		3751-3752	0.00	0.00	0.00	0.00	0.00	0.0%
Other Employee Benefits		3901-3902	0.00	0.00	(9,926.23)	(9,926.23)	9,926.23	New
TOTAL, EMPLOYEE BENEFITS			2,134,110.54	2,134,110.54	1,036,955.00	1,983,426.68	150,683.86	7.1%
BOOKS AND SUPPLIES								
Approved Textbooks and Core Curricula Materials		4100	67,859.39	67,859.39	110,324.29	125,871.73	(58,012.34)	-85.5%
Books and Other Reference Materials		4200	6,700.00	6,700.00	3,882.03	6,700.00	0.00	0.0%
Materials and Supplies		4300	421,436.48	421,436.48	124,015.89	415,485.84	5,950.64	1.4%
Noncapitalized Equipment		4400	91,000.00	91,000.00	146,395.91	177,002.61	(86,002.61)	-94.5%
Food		4700	520,546.48	520,546.48	201,901.08	621,817.64	(101,271.16)	-19.5%
TOTAL, BOOKS AND SUPPLIES			1,107,542.35	1,107,542.35	586,519.20	1,346,877.82	(239,335.47)	-21.6%
SERVICES AND OTHER OPERATING EXPENSES								
Subagreements for Services		5100	0.00	0.00	0.00	0.00	0.00	0.0%
Travel and Conferences		5200	24,232.13	24,232.13	2,459.76	19,752.13	4,480.00	18.5%
Dues and Memberships		5300	16,984.78	16,984.78	13,222.57	16,107.78	877.00	5.2%
Insurance		5400-5450	57,913.81	57,913.81	58,090.98	58,090.98	(177.17)	-0.3%
Operations and Housekeeping Services		5500	578,642.56	578,642.56	334,439.97	581,473.65	(2,831.09)	-0.5%
Rentals, Leases, Repairs, and Noncapitalized Improvements		5600	507,002.86	507,002.86	341,185.53	580,948.60	(73,945.74)	-14.6%
Transfers of Direct Costs		5710	0.00	0.00	0.00	0.00	0.00	0.0%
Transfers of Direct Costs - Interfund		5750	0.00	0.00	0.00	0.00	0.00	0.0%
Professional/Consulting Services and								
Operating Expenditures		5800	4,350,603.39	4,350,603.39	1,869,757.40	4,656,426.98	(305,823.59)	-7.0%
Communications		5900	63,452.16	63,452.16	26,483.86	70,633.45	(7,181.29)	-11.3%
TOTAL, SERVICES AND OTHER OPERATING EXPENSES			5,598,831.69	5,598,831.69	2,645,640.07	5,983,433.57	(384,601.88)	-6.9%
DEPRECIATION AND AMORTIZATION								
Depreciation Expense		6900	247,224.23	247,224.23	126,365.12	225,798.08	21,426.15	8.7%
Amortization Expense-Lease Assets		6910	0.00	0.00	0.00	0.00	0.00	0.0%
Amortization Expense-Subscription Assets		6920	0.00	0.00	0.00	0.00	0.00	0.0%
TOTAL, DEPRECIATION AND AMORTIZATION			247,224.23	247,224.23	126,365.12	225,798.08	21,426.15	8.7%
OTHER OUTGO (excluding Transfers of Indirect Costs)								
Tuition								
Tuition for Instruction Under Interdistrict Attendance Agreements		7110	0.00	0.00	0.00	0.00	0.00	0.0%
Tuition, Excess Costs, and/or Deficit Payments								
Payments to Districts or Charter Schools		7141	0.00	0.00	0.00	0.00	0.00	0.0%
Payments to County Offices		7142	0.00	0.00	0.00	0.00	0.00	0.0%
Payments to JPAs		7143	0.00	0.00	0.00	0.00	0.00	0.0%
Other Transfers Out								
All Other Transfers		7281-7283	0.00	0.00	0.00	0.00	0.00	0.0%
All Other Transfers Out to All Others		7299	0.00	0.00	0.00	0.00	0.00	0.0%
Debt Service								
Debt Service - Interest		7438	0.00	0.00	0.00	0.00	0.00	0.0%
TOTAL, OTHER OUTGO (excluding Transfers of Indirect Costs)			0.00	0.00	0.00	0.00	0.00	0.0%
OTHER OUTGO - TRANSFERS OF INDIRECT COSTS								
Transfers of Indirect Costs		7310	0.00	0.00	0.00	0.00	0.00	0.0%
Transfers of Indirect Costs - Interfund		7350	0.00	0.00	0.00	0.00	0.00	0.0%
TOTAL, OTHER OUTGO - TRANSFERS OF INDIRECT COSTS			0.00	0.00	0.00	0.00	0.00	0.0%

Camino Nuevo Elementary #3
Los Angeles Unified
Los Angeles County

2024-25 Second Interim
Charter Schools Enterprise Fund
Expenditures by Object

19647330122564
Form 621
F82YF9A9NF(2024-25)

Description	Resource Codes	Object Codes	Original Budget (A)	Board Approved Operating Budget (B)	Actuals To Date (C)	Projected Year Totals (D)	Difference (Col B & D) (E)	% Diff Column B & D (F)
TOTAL, EXPENSES			15,275,137.17	15,275,137.17	7,661,850.12	15,682,284.07		
INTERFUND TRANSFERS								
INTERFUND TRANSFERS IN								
Other Authorized Interfund Transfers In		8919	0.00	0.00	0.00	0.00	0.00	0.0%
(a) TOTAL, INTERFUND TRANSFERS IN			0.00	0.00	0.00	0.00	0.00	0.0%
INTERFUND TRANSFERS OUT								
Other Authorized Interfund Transfers Out		7619	0.00	0.00	0.00	0.00	0.00	0.0%
(b) TOTAL, INTERFUND TRANSFERS OUT			0.00	0.00	0.00	0.00	0.00	0.0%
OTHER SOURCES/USES								
SOURCES								
Other Sources								
Transfers from Funds of Lapsed/Reorganized LEAs		8965	0.00	0.00	0.00	0.00	0.00	0.0%
All Other Financing Sources		8979	0.00	0.00	0.00	0.00	0.00	0.0%
(c) TOTAL, SOURCES			0.00	0.00	0.00	0.00	0.00	0.0%
USES								
Transfers of Funds from Lapsed/Reorganized LEAs		7651	0.00	0.00	0.00	0.00	0.00	0.0%
All Other Financing Uses		7699	0.00	0.00	0.00	0.00	0.00	0.0%
(d) TOTAL, USES			0.00	0.00	0.00	0.00	0.00	0.0%
CONTRIBUTIONS								
Contributions from Unrestricted Revenues		8980	0.00	0.00	0.00	0.00	0.00	0.0%
Contributions from Restricted Revenues		8990	0.00	0.00	0.00	0.00	0.00	0.0%
(e) TOTAL, CONTRIBUTIONS			0.00	0.00	0.00	0.00	0.00	0.0%
TOTAL, OTHER FINANCING SOURCES/USES								
(a - b + c - d + e)			0.00	0.00	0.00	0.00		

Camino Nuevo Elementary #3
Los Angeles Unified
Los Angeles County

2024-25 Second Interim
Charter Schools Enterprise Fund
Restricted Detail

19647330122564
Form 62I
F82YF9A9NF(2024-25)

Resource	Description	2024-25 Projected Totals
Total, Restricted Net Position		0.00

Camino Nuevo Charter Academy #4
Los Angeles Unified
Los Angeles County

2024-25 Second Interim
Charter Schools Enterprise Fund
Expenditures by Object

19647330124826
Form 621
F82MS8WKEH(2024-25)

Description	Resource Codes	Object Codes	Original Budget (A)	Board Approved Operating Budget (B)	Actuals To Date (C)	Projected Year Totals (D)	Difference (Col B & D) (E)	% Diff Column B & D (F)
A. REVENUES								
1) LCFF Sources		8010-8099	7,080,481.91	7,080,481.91	3,686,486.00	6,490,292.29	(590,189.62)	-8.3%
2) Federal Revenue		8100-8299	721,406.60	721,406.60	379,471.88	780,389.64	58,983.04	8.2%
3) Other State Revenue		8300-8599	1,862,072.62	1,862,072.62	1,994,088.30	2,026,423.01	164,350.39	8.8%
4) Other Local Revenue		8600-8799	565,756.67	565,756.67	410,771.22	807,490.60	241,733.93	42.7%
5) TOTAL, REVENUES			10,229,717.80	10,229,717.80	6,470,817.40	10,104,595.54		
B. EXPENSES								
1) Certificated Salaries		1000-1999	2,861,456.52	2,861,456.52	1,510,774.01	2,769,753.14	91,703.38	3.2%
2) Classified Salaries		2000-2999	1,175,977.29	1,175,977.29	687,300.53	1,254,348.50	(78,371.21)	-6.7%
3) Employee Benefits		3000-3999	1,383,014.79	1,383,014.79	706,069.92	1,311,326.66	71,688.13	5.2%
4) Books and Supplies		4000-4999	672,459.84	672,459.84	389,643.93	657,544.54	14,915.30	2.2%
5) Services and Other Operating Expenses		5000-5999	3,900,272.31	3,900,272.31	1,903,565.59	3,954,260.01	(53,987.70)	-1.4%
6) Depreciation and Amortization		6000-6999	142,200.13	142,200.13	81,230.29	139,703.03	2,497.10	1.8%
7) Other Outgo (excluding Transfers of Indirect Costs)		7100-7299,7400-7499	0.00	0.00	0.00	0.00	0.00	0.0%
8) Other Outgo - Transfers of Indirect Costs		7300-7399	0.00	0.00	0.00	0.00	0.00	0.0%
9) TOTAL, EXPENSES			10,135,380.88	10,135,380.88	5,278,584.27	10,086,935.88		
C. EXCESS (DEFICIENCY) OF REVENUES OVER EXPENSES BEFORE OTHER FINANCING SOURCES AND USES (A5 - B9)			94,336.92	94,336.92	1,192,233.13	17,659.66		
D. OTHER FINANCING SOURCES/USES								
1) Interfund Transfers								
a) Transfers In		8900-8929	0.00	0.00	0.00	0.00	0.00	0.0%
b) Transfers Out		7600-7629	0.00	0.00	0.00	0.00	0.00	0.0%
2) Other Sources/Uses								
a) Sources		8930-8979	0.00	0.00	0.00	0.00	0.00	0.0%
b) Uses		7630-7699	0.00	0.00	0.00	0.00	0.00	0.0%
3) Contributions		8980-8999	0.00	0.00	0.00	.01	.01	New
4) TOTAL, OTHER FINANCING SOURCES/USES			0.00	0.00	0.00	.01		
E. NET INCREASE (DECREASE) IN NET POSITION (C + D4)			94,336.92	94,336.92	1,192,233.13	17,659.67		
F. NET POSITION								
1) Beginning Net Position								
a) As of July 1 - Unaudited		9791	3,386,488.66	3,386,488.66		3,185,724.18	(200,764.48)	-5.9%
b) Audit Adjustments		9793	0.00	0.00		0.00	0.00	0.0%
c) As of July 1 - Audited (F1a + F1b)			3,386,488.66	3,386,488.66		3,185,724.18		
d) Other Restatements		9795	(173,408.54)	(173,408.54)		.01	173,408.55	-100.0%
e) Adjusted Beginning Net Position (F1c + F1d)			3,213,080.12	3,213,080.12		3,185,724.19		
2) Ending Net Position, June 30 (E + F1e)			3,307,417.04	3,307,417.04		3,203,383.86		
Components of Ending Net Position								
a) Net Investment in Capital Assets		9796	551,822.78	551,822.78		491,838.69		
b) Restricted Net Position		9797	0.00	0.00		0.00		
c) Unrestricted Net Position		9790	2,755,594.26	2,755,594.26		2,711,545.17		
LCFF SOURCES								
Principal Apportionment								
State Aid - Current Year		8011	3,637,298.76	3,637,298.76	2,259,608.00	4,133,261.94	495,963.18	13.6%
Education Protection Account State Aid - Current Year		8012	1,637,800.28	1,637,800.28	423,643.00	677,543.36	(960,256.92)	-58.6%
State Aid - Prior Years		8019	0.00	0.00	0.00	0.00	0.00	0.0%
LCFF Transfers								
Unrestricted LCFF Transfers - Current Year	0000	8091	0.00	0.00	0.00	0.00	0.00	0.0%

Camino Nuevo Charter Academy #4
Los Angeles Unified
Los Angeles County

2024-25 Second Interim
Charter Schools Enterprise Fund
Expenditures by Object

19647330124826
Form 621
F82MS8WKEH(2024-25)

Description	Resource Codes	Object Codes	Original Budget (A)	Board Approved Operating Budget (B)	Actuals To Date (C)	Projected Year Totals (D)	Difference (Col B & D) (E)	% Diff Column B & D (F)
All Other LCFF Transfers - Current Year	All Other	8091	0.00	0.00	0.00	0.00	0.00	0.0%
Transfers to Charter Schools in Lieu of Property Taxes		8096	1,805,382.87	1,805,382.87	1,003,235.00	1,679,486.99	(125,895.88)	-7.0%
Property Taxes Transfers		8097	0.00	0.00	0.00	0.00	0.00	0.0%
LCFF/Revenue Limit Transfers - Prior Years		8099	0.00	0.00	0.00	0.00	0.00	0.0%
TOTAL, LCFF SOURCES			7,080,481.91	7,080,481.91	3,686,486.00	6,490,292.29	(590,189.62)	-8.3%
FEDERAL REVENUE								
Maintenance and Operations		8110	0.00	0.00	0.00	0.00	0.00	0.0%
Special Education Entitlement		8181	0.00	0.00	0.00	0.00	0.00	0.0%
Special Education Discretionary Grants		8182	0.00	0.00	0.00	0.00	0.00	0.0%
Child Nutrition Programs		8220	229,982.89	229,982.89	49,861.94	245,611.28	15,628.39	6.8%
Donated Food Commodities		8221	0.00	0.00	0.00	0.00	0.00	0.0%
Interagency Contracts Between LEAs		8285	116,523.75	116,523.75	66,954.00	112,084.42	(4,439.33)	-3.8%
Title I, Part A, Basic	3010	8290	233,289.00	233,289.00	113,220.00	233,289.00	0.00	0.0%
Title I, Part D, Local Delinquent Programs	3025	8290	0.00	0.00	0.00	0.00	0.00	0.0%
Title II, Part A, Supporting Effective Instruction	4035	8290	23,489.00	23,489.00	13,871.00	23,887.00	398.00	1.7%
Title III, Immigrant Student Program	4201	8290	0.00	0.00	0.00	0.00	0.00	0.0%
Title III, English Learner Program	4203	8290	23,445.00	23,445.00	0.00	23,445.00	0.00	0.0%
Public Charter Schools Grant Program (PCSGP)	4610	8290	0.00	0.00	0.00	0.00	0.00	0.0%
	3040, 3060, 3061, 3150, 3155, 3182, 4037, 4124, 4126, 4127, 4128, 5630	8290	18,115.00	18,115.00	11,994.00	18,502.00		2.1%
Every Student Succeeds Act							387.00	
Career and Technical Education	3500-3599	8290	0.00	0.00	0.00	0.00	0.00	0.0%
All Other Federal Revenue	All Other	8290	76,561.96	76,561.96	123,570.94	123,570.94	47,008.98	61.4%
TOTAL, FEDERAL REVENUE			721,406.60	721,406.60	379,471.88	780,389.64	58,983.04	8.2%
OTHER STATE REVENUE								
Other State Apportionments								
Special Education Master Plan								
Current Year	6500	8311	0.00	0.00	0.00	0.00	0.00	0.0%
Prior Years	6500	8319	0.00	0.00	0.00	0.00	0.00	0.0%
All Other State Apportionments - Current Year	All Other	8311	0.00	0.00	0.00	0.00	0.00	0.0%
All Other State Apportionments - Prior Years	All Other	8319	0.00	0.00	0.00	0.00	0.00	0.0%
Child Nutrition Programs		8520	56,981.43	56,981.43	14,081.97	67,845.00	10,863.57	19.1%
Mandated Costs Reimbursements		8550	9,077.83	9,077.83	9,077.00	9,077.00	(.83)	0.0%
Lottery - Unrestricted and Instructional Materials		8560	124,560.79	124,560.79	31,162.93	127,230.05	2,669.26	2.1%
After School Education and Safety (ASES)	6010	8590	203,482.84	203,482.84	0.00	203,482.84	0.00	0.0%
Charter School Facility Grant	6030	8590	0.00	0.00	0.00	0.00	0.00	0.0%
Drug/Alcohol/Tobacco Funds	6690, 6695	8590	0.00	0.00	0.00	0.00	0.00	0.0%
California Clean Energy Jobs Act	6230	8590	0.00	0.00	0.00	0.00	0.00	0.0%
Career Technical Education Incentive Grant Program	6387	8590	0.00	0.00	0.00	0.00	0.00	0.0%
Specialized Secondary	7370	8590	0.00	0.00	0.00	0.00	0.00	0.0%
All Other State Revenue	All Other	8590	1,467,969.73	1,467,969.73	1,939,766.40	1,618,788.12	150,818.39	10.3%
TOTAL, OTHER STATE REVENUE			1,862,072.62	1,862,072.62	1,994,088.30	2,026,423.01	164,350.39	8.8%
OTHER LOCAL REVENUE								

Camino Nuevo Charter Academy #4
Los Angeles Unified
Los Angeles County

2024-25 Second Interim
Charter Schools Enterprise Fund
Expenditures by Object

19647330124826
Form 621
F82MS8WKEH(2024-25)

Description	Resource Codes	Object Codes	Original Budget (A)	Board Approved Operating Budget (B)	Actuals To Date (C)	Projected Year Totals (D)	Difference (Col B & D) (E)	% Diff Column B & D (F)
Sales								
Sale of Equipment/Supplies		8631	0.00	0.00	0.00	0.00	0.00	0.0%
Sale of Publications		8632	0.00	0.00	0.00	0.00	0.00	0.0%
Food Service Sales		8634	0.00	0.00	0.00	0.00	0.00	0.0%
All Other Sales		8639	0.00	0.00	0.00	0.00	0.00	0.0%
Leases and Rentals		8650	0.00	0.00	0.00	0.00	0.00	0.0%
Interest		8660	15,000.00	15,000.00	39,816.14	48,000.00	33,000.00	220.0%
Net Increase (Decrease) in the Fair Value of Investments		8662	0.00	0.00	0.00	0.00	0.00	0.0%
Fees and Contracts								
Child Development Parent Fees		8673	0.00	0.00	0.00	0.00	0.00	0.0%
Transportation Fees From Individuals		8675	0.00	0.00	0.00	0.00	0.00	0.0%
Interagency Services		8677	461,755.70	461,755.70	251,477.51	410,549.43	(51,206.27)	-11.1%
All Other Fees and Contracts		8689	0.00	0.00	0.00	0.00	0.00	0.0%
Other Local Revenue								
All Other Local Revenue		8699	89,000.97	89,000.97	119,477.57	348,941.17	259,940.20	292.1%
Tuition		8710	0.00	0.00	0.00	0.00	0.00	0.0%
All Other Transfers In		8781-8783	0.00	0.00	0.00	0.00	0.00	0.0%
Transfers of Apportionments								
Special Education SELPA Transfers								
From Districts or Charter Schools	6500	8791	0.00	0.00	0.00	0.00	0.00	0.0%
From County Offices	6500	8792	0.00	0.00	0.00	0.00	0.00	0.0%
From JPAs	6500	8793	0.00	0.00	0.00	0.00	0.00	0.0%
Other Transfers of Apportionments								
From Districts or Charter Schools	All Other	8791	0.00	0.00	0.00	0.00	0.00	0.0%
From County Offices	All Other	8792	0.00	0.00	0.00	0.00	0.00	0.0%
From JPAs	All Other	8793	0.00	0.00	0.00	0.00	0.00	0.0%
All Other Transfers In from All Others		8799	0.00	0.00	0.00	0.00	0.00	0.0%
TOTAL, OTHER LOCAL REVENUE			565,756.67	565,756.67	410,771.22	807,490.60	241,733.93	42.7%
TOTAL, REVENUES			10,229,717.80	10,229,717.80	6,470,817.40	10,104,595.54		
CERTIFICATED SALARIES								
Certificated Teachers' Salaries		1100	2,124,726.96	2,124,726.96	1,101,103.02	2,048,969.11	75,757.85	3.6%
Certificated Pupil Support Salaries		1200	179,563.04	179,563.04	94,398.89	183,845.57	(4,282.53)	-2.4%
Certificated Supervisors' and Administrators' Salaries		1300	557,166.52	557,166.52	315,272.10	536,938.46	20,228.06	3.6%
Other Certificated Salaries		1900	0.00	0.00	0.00	0.00	0.00	0.0%
TOTAL, CERTIFICATED SALARIES			2,861,456.52	2,861,456.52	1,510,774.01	2,769,753.14	91,703.38	3.2%
CLASSIFIED SALARIES								
Classified Instructional Salaries		2100	445,721.50	445,721.50	263,597.63	506,611.70	(60,890.20)	-13.7%
Classified Support Salaries		2200	130,678.23	130,678.23	68,157.86	113,538.42	17,139.81	13.1%
Classified Supervisors' and Administrators' Salaries		2300	11,711.00	11,711.00	10,630.20	17,720.55	(6,009.55)	-51.3%
Clerical, Technical and Office Salaries		2400	253,226.73	253,226.73	142,761.30	247,470.51	5,756.22	2.3%
Other Classified Salaries		2900	334,639.83	334,639.83	202,153.54	369,007.32	(34,367.49)	-10.3%
TOTAL, CLASSIFIED SALARIES			1,175,977.29	1,175,977.29	687,300.53	1,254,348.50	(78,371.21)	-6.7%
EMPLOYEE BENEFITS								
STRS		3101-3102	546,538.19	546,538.19	290,515.98	530,980.99	15,557.20	2.8%
PERS		3201-3202	318,101.85	318,101.85	179,273.33	332,659.81	(14,557.96)	-4.6%
OASDI/Medicare/Alternative		3301-3302	131,453.39	131,453.39	72,687.87	134,322.24	(2,868.85)	-2.2%
Health and Welfare Benefits		3401-3402	328,011.04	328,011.04	152,138.15	291,220.53	36,790.51	11.2%
Unemployment Insurance		3501-3502	2,018.72	2,018.72	584.50	1,497.53	521.19	25.8%
Workers' Compensation		3601-3602	56,891.60	56,891.60	27,807.22	37,582.68	19,308.92	33.9%

Camino Nuevo Charter Academy #4
Los Angeles Unified
Los Angeles County

2024-25 Second Interim
Charter Schools Enterprise Fund
Expenditures by Object

19647330124826
Form 621
F82MS8WKEH(2024-25)

Description	Resource Codes	Object Codes	Original Budget (A)	Board Approved Operating Budget (B)	Actuals To Date (C)	Projected Year Totals (D)	Difference (Col B & D) (E)	% Diff Column B & D (F)
OPEB, Allocated		3701-3702	0.00	0.00	0.00	0.00	0.00	0.0%
OPEB, Active Employees		3751-3752	0.00	0.00	0.00	0.00	0.00	0.0%
Other Employee Benefits		3901-3902	0.00	0.00	(16,937.13)	(16,937.12)	16,937.12	New
TOTAL, EMPLOYEE BENEFITS			1,383,014.79	1,383,014.79	706,069.92	1,311,326.66	71,688.13	5.2%
BOOKS AND SUPPLIES								
Approved Textbooks and Core Curricula Materials		4100	117,409.00	117,409.00	92,084.72	117,409.00	0.00	0.0%
Books and Other Reference Materials		4200	3,000.00	3,000.00	16,838.04	18,805.00	(15,805.00)	-526.8%
Materials and Supplies		4300	205,182.58	205,182.58	115,149.63	206,697.00	(1,514.42)	-0.7%
Noncapitalized Equipment		4400	71,250.00	71,250.00	13,068.86	13,853.72	57,396.28	80.6%
Food		4700	275,618.26	275,618.26	152,502.68	300,779.82	(25,161.56)	-9.1%
TOTAL, BOOKS AND SUPPLIES			672,459.84	672,459.84	389,643.93	657,544.54	14,915.30	2.2%
SERVICES AND OTHER OPERATING EXPENSES								
Subagreements for Services		5100	0.00	0.00	0.00	0.00	0.00	0.0%
Travel and Conferences		5200	16,482.13	16,482.13	1,805.87	16,482.13	0.00	0.0%
Dues and Memberships		5300	17,767.83	17,767.83	11,470.34	17,132.33	635.50	3.6%
Insurance		5400-5450	0.00	0.00	0.00	0.00	0.00	0.0%
Operations and Housekeeping Services		5500	537,464.43	537,464.43	294,756.21	534,696.28	2,768.15	0.5%
Rentals, Leases, Repairs, and Noncapitalized Improvements		5600	243,074.52	243,074.52	132,568.18	245,149.79	(2,075.27)	-0.9%
Transfers of Direct Costs		5710	0.00	0.00	0.00	0.00	0.00	0.0%
Transfers of Direct Costs - Interfund		5750	0.00	0.00	0.00	0.00	0.00	0.0%
Professional/Consulting Services and								
Operating Expenditures		5800	3,056,086.68	3,056,086.68	1,449,607.22	3,106,350.26	(50,263.58)	-1.6%
Communications		5900	29,396.72	29,396.72	13,357.77	34,449.22	(5,052.50)	-17.2%
TOTAL, SERVICES AND OTHER OPERATING EXPENSES			3,900,272.31	3,900,272.31	1,903,565.59	3,954,260.01	(53,987.70)	-1.4%
DEPRECIATION AND AMORTIZATION								
Depreciation Expense		6900	142,200.13	142,200.13	81,230.29	139,703.03	2,497.10	1.8%
Amortization Expense-Lease Assets		6910	0.00	0.00	0.00	0.00	0.00	0.0%
Amortization Expense-Subscription Assets		6920	0.00	0.00	0.00	0.00	0.00	0.0%
TOTAL, DEPRECIATION AND AMORTIZATION			142,200.13	142,200.13	81,230.29	139,703.03	2,497.10	1.8%
OTHER OUTGO (excluding Transfers of Indirect Costs)								
Tuition								
Tuition for Instruction Under Interdistrict Attendance Agreements		7110	0.00	0.00	0.00	0.00	0.00	0.0%
Tuition, Excess Costs, and/or Deficit Payments								
Payments to Districts or Charter Schools		7141	0.00	0.00	0.00	0.00	0.00	0.0%
Payments to County Offices		7142	0.00	0.00	0.00	0.00	0.00	0.0%
Payments to JPAs		7143	0.00	0.00	0.00	0.00	0.00	0.0%
Other Transfers Out								
All Other Transfers		7281-7283	0.00	0.00	0.00	0.00	0.00	0.0%
All Other Transfers Out to All Others		7299	0.00	0.00	0.00	0.00	0.00	0.0%
Debt Service								
Debt Service - Interest		7438	0.00	0.00	0.00	0.00	0.00	0.0%
TOTAL, OTHER OUTGO (excluding Transfers of Indirect Costs)			0.00	0.00	0.00	0.00	0.00	0.0%
OTHER OUTGO - TRANSFERS OF INDIRECT COSTS								
Transfers of Indirect Costs		7310	0.00	0.00	0.00	0.00	0.00	0.0%
Transfers of Indirect Costs - Interfund		7350	0.00	0.00	0.00	0.00	0.00	0.0%
TOTAL, OTHER OUTGO - TRANSFERS OF INDIRECT COSTS			0.00	0.00	0.00	0.00	0.00	0.0%
TOTAL, EXPENSES			10,135,380.88	10,135,380.88	5,278,584.27	10,086,935.88		

Camino Nuevo Charter Academy #4
Los Angeles Unified
Los Angeles County

2024-25 Second Interim
Charter Schools Enterprise Fund
Expenditures by Object

19647330124826
Form 621
F82MS8WKEH(2024-25)

Description	Resource Codes	Object Codes	Original Budget (A)	Board Approved Operating Budget (B)	Actuals To Date (C)	Projected Year Totals (D)	Difference (Col B & D) (E)	% Diff Column B & D (F)
INTERFUND TRANSFERS								
INTERFUND TRANSFERS IN								
Other Authorized Interfund Transfers In		8919	0.00	0.00	0.00	0.00	0.00	0.0%
(a) TOTAL, INTERFUND TRANSFERS IN			0.00	0.00	0.00	0.00	0.00	0.0%
INTERFUND TRANSFERS OUT								
Other Authorized Interfund Transfers Out		7619	0.00	0.00	0.00	0.00	0.00	0.0%
(b) TOTAL, INTERFUND TRANSFERS OUT			0.00	0.00	0.00	0.00	0.00	0.0%
OTHER SOURCES/USES								
SOURCES								
Other Sources								
Transfers from Funds of Lapsed/Reorganized LEAs		8965	0.00	0.00	0.00	0.00	0.00	0.0%
All Other Financing Sources		8979	0.00	0.00	0.00	0.00	0.00	0.0%
(c) TOTAL, SOURCES			0.00	0.00	0.00	0.00	0.00	0.0%
USES								
Transfers of Funds from Lapsed/Reorganized LEAs		7651	0.00	0.00	0.00	0.00	0.00	0.0%
All Other Financing Uses		7699	0.00	0.00	0.00	0.00	0.00	0.0%
(d) TOTAL, USES			0.00	0.00	0.00	0.00	0.00	0.0%
CONTRIBUTIONS								
Contributions from Unrestricted Revenues		8980	0.00	0.00	0.00	.01	.01	New
Contributions from Restricted Revenues		8990	0.00	0.00	0.00	0.00	0.00	0.0%
(e) TOTAL, CONTRIBUTIONS			0.00	0.00	0.00	.01	.01	New
TOTAL, OTHER FINANCING SOURCES/USES								
(a - b + c - d + e)			0.00	0.00	0.00	.01		

Camino Nuevo Charter Academy #4
Los Angeles Unified
Los Angeles County

2024-25 Second Interim
Charter Schools Enterprise Fund
Restricted Detail

19647330124826
Form 62I
F82MS8WKEH(2024-25)

Resource	Description	2024-25 Projected Totals
Total, Restricted Net Position		0.00

Camino Nuevo High #2
Los Angeles Unified
Los Angeles County

2024-25 Second Interim
Charter Schools Enterprise Fund
Expenditures by Object

19647330127910
Form 621
F82CWAZSSM(2024-25)

Description	Resource Codes	Object Codes	Original Budget (A)	Board Approved Operating Budget (B)	Actuals To Date (C)	Projected Year Totals (D)	Difference (Col B & D) (E)	% Diff Column B & D (F)
A. REVENUES								
1) LCFF Sources		8010-8099	8,255,085.45	8,255,085.45	4,415,793.00	8,300,569.92	45,484.47	0.6%
2) Federal Revenue		8100-8299	697,643.67	697,643.67	395,814.99	716,407.30	18,763.63	2.7%
3) Other State Revenue		8300-8599	1,247,984.84	1,247,984.84	1,807,855.56	1,334,379.83	86,394.99	6.9%
4) Other Local Revenue		8600-8799	675,102.31	675,102.31	339,279.87	592,420.21	(82,682.10)	-12.2%
5) TOTAL, REVENUES			10,875,816.27	10,875,816.27	6,958,743.42	10,943,777.26		
B. EXPENSES								
1) Certificated Salaries		1000-1999	3,427,732.40	3,427,732.40	1,814,272.82	3,280,826.96	146,905.44	4.3%
2) Classified Salaries		2000-2999	1,148,937.29	1,148,937.29	599,642.72	1,100,996.12	47,941.17	4.2%
3) Employee Benefits		3000-3999	1,533,252.66	1,533,252.66	783,590.67	1,457,753.16	75,499.50	4.9%
4) Books and Supplies		4000-4999	595,100.43	595,100.43	302,584.76	625,890.28	(30,789.85)	-5.2%
5) Services and Other Operating Expenses		5000-5999	3,829,800.84	3,829,800.84	1,920,841.21	4,169,026.41	(339,225.57)	-8.9%
6) Depreciation and Amortization		6000-6999	224,356.54	224,356.54	121,135.15	209,410.27	14,946.27	6.7%
7) Other Outgo (excluding Transfers of Indirect Costs)		7100-7299,7400-7499	0.00	0.00	0.00	0.00	0.00	0.0%
8) Other Outgo - Transfers of Indirect Costs		7300-7399	0.00	0.00	0.00	0.00	0.00	0.0%
9) TOTAL, EXPENSES			10,759,180.16	10,759,180.16	5,542,067.33	10,843,903.20		
C. EXCESS (DEFICIENCY) OF REVENUES OVER EXPENSES BEFORE OTHER FINANCING SOURCES AND USES (A5 - B9)			116,636.11	116,636.11	1,416,676.09	99,874.06		
D. OTHER FINANCING SOURCES/USES								
1) Interfund Transfers								
a) Transfers In		8900-8929	0.00	0.00	0.00	0.00	0.00	0.0%
b) Transfers Out		7600-7629	0.00	0.00	0.00	0.00	0.00	0.0%
2) Other Sources/Uses								
a) Sources		8930-8979	0.00	0.00	0.00	0.00	0.00	0.0%
b) Uses		7630-7699	0.00	0.00	0.00	0.00	0.00	0.0%
3) Contributions		8980-8999	0.00	0.00	0.00	(.01)	(.01)	New
4) TOTAL, OTHER FINANCING SOURCES/USES			0.00	0.00	0.00	(.01)		
E. NET INCREASE (DECREASE) IN NET POSITION (C + D4)			116,636.11	116,636.11	1,416,676.09	99,874.05		
F. NET POSITION								
1) Beginning Net Position								
a) As of July 1 - Unaudited		9791	3,975,587.60	3,975,587.60		4,081,982.55	106,394.95	2.7%
b) Audit Adjustments		9793	0.00	0.00		0.00	0.00	0.0%
c) As of July 1 - Audited (F1a + F1b)			3,975,587.60	3,975,587.60		4,081,982.55		
d) Other Restatements		9795	26,647.95	26,647.95		(.04)	(26,647.99)	-100.0%
e) Adjusted Beginning Net Position (F1c + F1d)			4,002,235.55	4,002,235.55		4,081,982.51		
2) Ending Net Position, June 30 (E + F1e)			4,118,871.66	4,118,871.66		4,181,856.56		
Components of Ending Net Position								
a) Net Investment in Capital Assets		9796	1,370,099.54	1,370,099.54		815,900.13		
b) Restricted Net Position		9797	0.00	0.00		0.00		
c) Unrestricted Net Position		9790	2,748,772.12	2,748,772.12		3,365,956.43		
LCFF SOURCES								
Principal Apportionment								
State Aid - Current Year		8011	6,370,782.79	6,370,782.79	3,354,818.00	6,380,269.98	9,487.19	0.1%
Education Protection Account State Aid - Current Year		8012	94,940.00	94,940.00	45,787.00	95,472.00	532.00	0.6%
State Aid - Prior Years		8019	0.00	0.00	0.00	0.00	0.00	0.0%
LCFF Transfers								
Unrestricted LCFF Transfers - Current Year	0000	8091	0.00	0.00	0.00	0.00	0.00	0.0%

Camino Nuevo High #2
Los Angeles Unified
Los Angeles County

2024-25 Second Interim
Charter Schools Enterprise Fund
Expenditures by Object

19647330127910
Form 621
F82CWAZSSM(2024-25)

Description	Resource Codes	Object Codes	Original Budget (A)	Board Approved Operating Budget (B)	Actuals To Date (C)	Projected Year Totals (D)	Difference (Col B & D) (E)	% Diff Column B & D (F)
All Other LCFF Transfers - Current Year	All Other	8091	0.00	0.00	0.00	0.00	0.00	0.0%
Transfers to Charter Schools in Lieu of Property Taxes		8096	1,789,362.66	1,789,362.66	1,015,188.00	1,824,827.94	35,465.28	2.0%
Property Taxes Transfers		8097	0.00	0.00	0.00	0.00	0.00	0.0%
LCFF/Revenue Limit Transfers - Prior Years		8099	0.00	0.00	0.00	0.00	0.00	0.0%
TOTAL, LCFF SOURCES			8,255,085.45	8,255,085.45	4,415,793.00	8,300,569.92	45,484.47	0.6%
FEDERAL REVENUE								
Maintenance and Operations		8110	0.00	0.00	0.00	0.00	0.00	0.0%
Special Education Entitlement		8181	0.00	0.00	0.00	0.00	0.00	0.0%
Special Education Discretionary Grants		8182	0.00	0.00	0.00	0.00	0.00	0.0%
Child Nutrition Programs		8220	225,121.19	225,121.19	42,480.33	211,477.05	(13,644.14)	-6.1%
Donated Food Commodities		8221	0.00	0.00	0.00	0.00	0.00	0.0%
Interagency Contracts Between LEAs		8285	115,489.76	115,489.76	67,751.00	121,784.08	6,294.32	5.5%
Title I, Part A, Basic	3010	8290	190,692.00	190,692.00	120,865.00	190,993.00	301.00	0.2%
Title I, Part D, Local Delinquent Programs	3025	8290	0.00	0.00	0.00	0.00	0.00	0.0%
Title II, Part A, Supporting Effective Instruction	4035	8290	21,137.00	21,137.00	12,715.00	21,414.00	277.00	1.3%
Title III, Immigrant Student Program	4201	8290	0.00	0.00	0.00	0.00	0.00	0.0%
Title III, English Learner Program	4203	8290	11,722.50	11,722.50	11,584.00	14,514.50	2,792.00	23.8%
Public Charter Schools Grant Program (PCSGP)	4610	8290	0.00	0.00	0.00	0.00	0.00	0.0%
	3040, 3060, 3061, 3150, 3155, 3182, 4037, 4124, 4126, 4127, 4128, 5630	8290	15,236.00	15,236.00	14,016.00	15,561.00		2.1%
Every Student Succeeds Act							325.00	
Career and Technical Education	3500-3599	8290	0.00	0.00	0.00	0.00	0.00	0.0%
All Other Federal Revenue	All Other	8290	118,245.22	118,245.22	126,403.66	140,663.67	22,418.45	19.0%
TOTAL, FEDERAL REVENUE			697,643.67	697,643.67	395,814.99	716,407.30	18,763.63	2.7%
OTHER STATE REVENUE								
Other State Apportionments								
Special Education Master Plan								
Current Year	6500	8311	0.00	0.00	0.00	0.00	0.00	0.0%
Prior Years	6500	8319	0.00	0.00	0.00	0.00	0.00	0.0%
All Other State Apportionments - Current Year	All Other	8311	0.00	0.00	0.00	0.00	0.00	0.0%
All Other State Apportionments - Prior Years	All Other	8319	0.00	0.00	0.00	0.00	0.00	0.0%
Child Nutrition Programs		8520	59,271.92	59,271.92	11,384.45	61,081.58	1,809.66	3.1%
Mandated Costs Reimbursements		8550	25,527.07	25,527.07	25,531.00	25,531.00	3.93	0.0%
Lottery - Unrestricted and Instructional Materials		8560	123,455.48	123,455.48	30,834.14	137,549.83	14,094.35	11.4%
After School Education and Safety (ASES)	6010	8590	0.00	0.00	0.00	0.00	0.00	0.0%
Charter School Facility Grant	6030	8590	312,244.35	312,244.35	0.00	312,244.35	0.00	0.0%
Drug/Alcohol/Tobacco Funds	6690, 6695	8590	0.00	0.00	0.00	0.00	0.00	0.0%
California Clean Energy Jobs Act	6230	8590	0.00	0.00	0.00	0.00	0.00	0.0%
Career Technical Education Incentive Grant Program	6387	8590	0.00	0.00	0.00	0.00	0.00	0.0%
Specialized Secondary	7370	8590	0.00	0.00	0.00	0.00	0.00	0.0%
All Other State Revenue	All Other	8590	727,486.02	727,486.02	1,740,105.97	797,973.07	70,487.05	9.7%
TOTAL, OTHER STATE REVENUE			1,247,984.84	1,247,984.84	1,807,855.56	1,334,379.83	86,394.99	6.9%
OTHER LOCAL REVENUE								

Camino Nuevo High #2
Los Angeles Unified
Los Angeles County

2024-25 Second Interim
Charter Schools Enterprise Fund
Expenditures by Object

19647330127910
Form 621
F82CWAZSSM(2024-25)

Description	Resource Codes	Object Codes	Original Budget (A)	Board Approved Operating Budget (B)	Actuals To Date (C)	Projected Year Totals (D)	Difference (Col B & D) (E)	% Diff Column B & D (F)
Sales								
Sale of Equipment/Supplies		8631	0.00	0.00	0.00	0.00	0.00	0.0%
Sale of Publications		8632	0.00	0.00	0.00	0.00	0.00	0.0%
Food Service Sales		8634	0.00	0.00	0.00	0.00	0.00	0.0%
All Other Sales		8639	0.00	0.00	0.00	0.00	0.00	0.0%
Leases and Rentals		8650	0.00	0.00	0.00	0.00	0.00	0.0%
Interest		8660	25,000.00	25,000.00	35,436.90	51,000.00	26,000.00	104.0%
Net Increase (Decrease) in the Fair Value of Investments		8662	0.00	0.00	0.00	0.00	0.00	0.0%
Fees and Contracts								
Child Development Parent Fees		8673	0.00	0.00	0.00	0.00	0.00	0.0%
Transportation Fees From Individuals		8675	0.00	0.00	0.00	0.00	0.00	0.0%
Interagency Services		8677	457,658.27	457,658.27	249,222.42	439,670.31	(17,987.96)	-3.9%
All Other Fees and Contracts		8689	0.00	0.00	0.00	0.00	0.00	0.0%
Other Local Revenue								
All Other Local Revenue		8699	192,444.04	192,444.04	54,620.55	101,749.90	(90,694.14)	-47.1%
Tuition		8710	0.00	0.00	0.00	0.00	0.00	0.0%
All Other Transfers In		8781-8783	0.00	0.00	0.00	0.00	0.00	0.0%
Transfers of Apportionments								
Special Education SELPA Transfers								
From Districts or Charter Schools	6500	8791	0.00	0.00	0.00	0.00	0.00	0.0%
From County Offices	6500	8792	0.00	0.00	0.00	0.00	0.00	0.0%
From JPAs	6500	8793	0.00	0.00	0.00	0.00	0.00	0.0%
Other Transfers of Apportionments								
From Districts or Charter Schools	All Other	8791	0.00	0.00	0.00	0.00	0.00	0.0%
From County Offices	All Other	8792	0.00	0.00	0.00	0.00	0.00	0.0%
From JPAs	All Other	8793	0.00	0.00	0.00	0.00	0.00	0.0%
All Other Transfers In from All Others		8799	0.00	0.00	0.00	0.00	0.00	0.0%
TOTAL, OTHER LOCAL REVENUE			675,102.31	675,102.31	339,279.87	592,420.21	(82,682.10)	-12.2%
TOTAL, REVENUES			10,875,816.27	10,875,816.27	6,958,743.42	10,943,777.26		
CERTIFICATED SALARIES								
Certificated Teachers' Salaries		1100	2,369,244.44	2,369,244.44	1,249,488.00	2,292,670.12	76,574.32	3.2%
Certificated Pupil Support Salaries		1200	177,953.09	177,953.09	93,552.06	182,196.77	(4,243.68)	-2.4%
Certificated Supervisors' and Administrators' Salaries		1300	880,534.87	880,534.87	471,232.76	805,960.07	74,574.80	8.5%
Other Certificated Salaries		1900	0.00	0.00	0.00	0.00	0.00	0.0%
TOTAL, CERTIFICATED SALARIES			3,427,732.40	3,427,732.40	1,814,272.82	3,280,826.96	146,905.44	4.3%
CLASSIFIED SALARIES								
Classified Instructional Salaries		2100	434,725.00	434,725.00	154,134.87	325,860.93	108,864.07	25.0%
Classified Support Salaries		2200	120,451.50	120,451.50	64,109.35	115,022.83	5,428.67	4.5%
Classified Supervisors' and Administrators' Salaries		2300	71,636.00	71,636.00	29,660.16	52,748.16	18,887.84	26.4%
Clerical, Technical and Office Salaries		2400	280,254.62	280,254.62	169,541.09	286,136.57	(5,881.95)	-2.1%
Other Classified Salaries		2900	241,870.17	241,870.17	182,197.25	321,227.63	(79,357.46)	-32.8%
TOTAL, CLASSIFIED SALARIES			1,148,937.29	1,148,937.29	599,642.72	1,100,996.12	47,941.17	4.2%
EMPLOYEE BENEFITS								
STRS		3101-3102	654,696.89	654,696.89	350,862.41	630,974.24	23,722.65	3.6%
PERS		3201-3202	310,787.53	310,787.53	154,163.72	289,779.81	21,007.72	6.8%
OASDI/Medicare/Alternative		3301-3302	137,595.80	137,595.80	72,401.64	132,020.20	5,575.60	4.1%
Health and Welfare Benefits		3401-3402	372,755.59	372,755.59	207,749.62	394,500.67	(21,745.08)	-5.8%
Unemployment Insurance		3501-3502	2,288.33	2,288.33	652.22	1,636.16	652.17	28.5%
Workers' Compensation		3601-3602	55,128.52	55,128.52	30,707.57	41,788.59	13,339.93	24.2%

Camino Nuevo High #2
Los Angeles Unified
Los Angeles County

2024-25 Second Interim
Charter Schools Enterprise Fund
Expenditures by Object

19647330127910
Form 621
F82CWAZSSM(2024-25)

Description	Resource Codes	Object Codes	Original Budget (A)	Board Approved Operating Budget (B)	Actuals To Date (C)	Projected Year Totals (D)	Difference (Col B & D) (E)	% Diff Column B & D (F)
OPEB, Allocated		3701-3702	0.00	0.00	0.00	0.00	0.00	0.0%
OPEB, Active Employees		3751-3752	0.00	0.00	0.00	0.00	0.00	0.0%
Other Employee Benefits		3901-3902	0.00	0.00	(32,946.51)	(32,946.51)	32,946.51	New
TOTAL, EMPLOYEE BENEFITS			1,533,252.66	1,533,252.66	783,590.67	1,457,753.16	75,499.50	4.9%
BOOKS AND SUPPLIES								
Approved Textbooks and Core Curricula Materials		4100	35,000.00	35,000.00	27,065.50	35,000.00	0.00	0.0%
Books and Other Reference Materials		4200	15,000.00	15,000.00	9,527.73	35,000.00	(20,000.00)	-133.3%
Materials and Supplies		4300	203,657.09	203,657.09	132,323.97	228,844.02	(25,186.93)	-12.4%
Noncapitalized Equipment		4400	77,800.00	77,800.00	42,385.41	93,600.00	(15,800.00)	-20.3%
Food		4700	263,643.34	263,643.34	91,282.15	233,446.26	30,197.08	11.5%
TOTAL, BOOKS AND SUPPLIES			595,100.43	595,100.43	302,584.76	625,890.28	(30,789.85)	-5.2%
SERVICES AND OTHER OPERATING EXPENSES								
Subagreements for Services		5100	0.00	0.00	0.00	0.00	0.00	0.0%
Travel and Conferences		5200	30,535.25	30,535.25	1,545.33	30,535.25	0.00	0.0%
Dues and Memberships		5300	35,521.26	35,521.26	16,854.22	34,006.26	1,515.00	4.3%
Insurance		5400-5450	1,908.00	1,908.00	1,904.00	1,908.00	0.00	0.0%
Operations and Housekeeping Services		5500	482,504.18	482,504.18	246,966.69	482,504.18	0.00	0.0%
Rentals, Leases, Repairs, and Noncapitalized Improvements		5600	729,374.20	729,374.20	533,686.92	885,580.04	(156,205.84)	-21.4%
Transfers of Direct Costs		5710	0.00	0.00	0.00	0.00	0.00	0.0%
Transfers of Direct Costs - Interfund		5750	0.00	0.00	0.00	0.00	0.00	0.0%
Professional/Consulting Services and								
Operating Expenditures		5800	2,512,912.91	2,512,912.91	1,103,705.07	2,692,358.69	(179,445.78)	-7.1%
Communications		5900	37,045.04	37,045.04	16,178.98	42,133.99	(5,088.95)	-13.7%
TOTAL, SERVICES AND OTHER OPERATING EXPENSES			3,829,800.84	3,829,800.84	1,920,841.21	4,169,026.41	(339,225.57)	-8.9%
DEPRECIATION AND AMORTIZATION								
Depreciation Expense		6900	224,356.54	224,356.54	121,135.15	209,410.27	14,946.27	6.7%
Amortization Expense-Lease Assets		6910	0.00	0.00	0.00	0.00	0.00	0.0%
Amortization Expense-Subscription Assets		6920	0.00	0.00	0.00	0.00	0.00	0.0%
TOTAL, DEPRECIATION AND AMORTIZATION			224,356.54	224,356.54	121,135.15	209,410.27	14,946.27	6.7%
OTHER OUTGO (excluding Transfers of Indirect Costs)								
Tuition								
Tuition for Instruction Under Interdistrict Attendance Agreements		7110	0.00	0.00	0.00	0.00	0.00	0.0%
Tuition, Excess Costs, and/or Deficit Payments								
Payments to Districts or Charter Schools		7141	0.00	0.00	0.00	0.00	0.00	0.0%
Payments to County Offices		7142	0.00	0.00	0.00	0.00	0.00	0.0%
Payments to JPAs		7143	0.00	0.00	0.00	0.00	0.00	0.0%
Other Transfers Out								
All Other Transfers		7281-7283	0.00	0.00	0.00	0.00	0.00	0.0%
All Other Transfers Out to All Others		7299	0.00	0.00	0.00	0.00	0.00	0.0%
Debt Service								
Debt Service - Interest		7438	0.00	0.00	0.00	0.00	0.00	0.0%
TOTAL, OTHER OUTGO (excluding Transfers of Indirect Costs)			0.00	0.00	0.00	0.00	0.00	0.0%
OTHER OUTGO - TRANSFERS OF INDIRECT COSTS								
Transfers of Indirect Costs		7310	0.00	0.00	0.00	0.00	0.00	0.0%
Transfers of Indirect Costs - Interfund		7350	0.00	0.00	0.00	0.00	0.00	0.0%
TOTAL, OTHER OUTGO - TRANSFERS OF INDIRECT COSTS			0.00	0.00	0.00	0.00	0.00	0.0%
TOTAL, EXPENSES			10,759,180.16	10,759,180.16	5,542,067.33	10,843,903.20		

Camino Nuevo High #2
Los Angeles Unified
Los Angeles County

2024-25 Second Interim
Charter Schools Enterprise Fund
Expenditures by Object

19647330127910
Form 621
F82CWAZSSM(2024-25)

Description	Resource Codes	Object Codes	Original Budget (A)	Board Approved Operating Budget (B)	Actuals To Date (C)	Projected Year Totals (D)	Difference (Col B & D) (E)	% Diff Column B & D (F)
INTERFUND TRANSFERS								
INTERFUND TRANSFERS IN								
Other Authorized Interfund Transfers In		8919	0.00	0.00	0.00	0.00	0.00	0.0%
(a) TOTAL, INTERFUND TRANSFERS IN			0.00	0.00	0.00	0.00	0.00	0.0%
INTERFUND TRANSFERS OUT								
Other Authorized Interfund Transfers Out		7619	0.00	0.00	0.00	0.00	0.00	0.0%
(b) TOTAL, INTERFUND TRANSFERS OUT			0.00	0.00	0.00	0.00	0.00	0.0%
OTHER SOURCES/USES								
SOURCES								
Other Sources								
Transfers from Funds of Lapsed/Reorganized LEAs		8965	0.00	0.00	0.00	0.00	0.00	0.0%
All Other Financing Sources		8979	0.00	0.00	0.00	0.00	0.00	0.0%
(c) TOTAL, SOURCES			0.00	0.00	0.00	0.00	0.00	0.0%
USES								
Transfers of Funds from Lapsed/Reorganized LEAs		7651	0.00	0.00	0.00	0.00	0.00	0.0%
All Other Financing Uses		7699	0.00	0.00	0.00	0.00	0.00	0.0%
(d) TOTAL, USES			0.00	0.00	0.00	0.00	0.00	0.0%
CONTRIBUTIONS								
Contributions from Unrestricted Revenues		8980	0.00	0.00	0.00	(.01)	(.01)	New
Contributions from Restricted Revenues		8990	0.00	0.00	0.00	0.00	0.00	0.0%
(e) TOTAL, CONTRIBUTIONS			0.00	0.00	0.00	(.01)	(.01)	New
TOTAL, OTHER FINANCING SOURCES/USES								
(a - b + c - d + e)			0.00	0.00	0.00	(.01)		

Camino Nuevo High #2
Los Angeles Unified
Los Angeles County

2024-25 Second Interim
Charter Schools Enterprise Fund
Restricted Detail

19647330127910
Form 62I
F82CWAZSSM(2024-25)

Resource	Description	2024-25 Projected Totals
Total, Restricted Net Position		0.00

Coversheet

990 Tax Return

Section:	XII. Financials
Item:	D. 990 Tax Return
Purpose:	Vote
Submitted by:	
Related Material:	Camino Nuevo 2023 990 Draft 3.7.25.pdf

CAMINO NUEVO CHARTER ACADEMY
3435 W. TEMPLE STREET
LOS ANGELES, CA 90026

Caution: Forms printed from within Adobe Acrobat products may not meet IRS or state taxing agency specifications. When using Acrobat, select the "Actual Size" in the Adobe "Print" dialog.

CLIENT'S COPY

DRAFT



CliftonLarsonAllen LLP
CLAconnect.com

March 7, 2025

Camino Nuevo Charter Academy
3435 W. Temple street
Los Angeles, CA 90026

Camino Nuevo Charter Academy:

Enclosed is the organization's 2023 Exempt Organization return.

Specific filing instructions are as follows.

FORM 990 RETURN:

This return has qualified for electronic filing. After you have reviewed the return for completeness and accuracy, please sign, date and return Form 8879-TE to our office. We will transmit the return electronically to the IRS and no further action is required. Please return Form 8879-TE to us as soon as possible, but no later than by May 15, 2025 the filing deadline.

In addition, tax-exempt organizations must make available for public inspection a copy of their annual returns for the preceding three years and exemption application, if applicable. An organization generally must furnish filings to anyone who requests them in person or in writing. An exempt organization may meet this requirement by posting all the documents on its website or at another organizations site as part of a database of similar materials. Specific requirements must be met to meet this exception.

CALIFORNIA FORM 199 RETURN:

The California Form 199 return has qualified for electronic filing. After you have reviewed your return for completeness and accuracy, please sign, date and return Form 8453-EO to our office. We will then transmit your return to the FTB. Do not mail the paper copy of the return to the FTB.

No payment is required.

A few final reminders relating to your tax return filings:

- There are substantial penalties for failure to properly disclose and report foreign financial accounts and foreign activity. Please make sure you have informed us of any foreign financial accounts or foreign activity so that we have the necessary information to complete any required disclosures or filings.
- Be sure to review the returns prior to signing as you have final responsibility for all information included in the returns. Please contact us if you have any questions or concerns.
- We recommend you keep a paper or electronic copy of your tax returns permanently. Supporting documentation should be kept for a minimum of seven years based on IRS guidance.

CLA exists to create opportunities – for our clients, our people, and our communities. We value our relationship with you and thank you for your trust and confidence in allowing us to serve you. If we can assist you in making strategic, informed decisions in areas of tax or beyond, please contact us as questions arise throughout the year.

Sincerely,

CliftonLarsonAllen LLP

DRAFT



CliftonLarsonAllen LLP
CLAconnect.com

CAMINO NUEVO CHARTER ACADEMY
FORM 990 INCOME TAX RETURN
FOR YEAR ENDED JUNE 30, 2024

DRAFT

***** THIS IS NOT A FILEABLE COPY *****

**IRS E-file Signature Authorization
for a Tax Exempt Entity**

OMB No. 1545-0047

Form **8879-TE**For calendar year 2023, or fiscal year beginning JUL 1, 2023, and ending JUN 30, 2024**2023**Department of the Treasury
Internal Revenue Service**Do not send to the IRS. Keep for your records.**
Go to www.irs.gov/Form8879TE for the latest information.

Name of filer

CAMINO NUEVO CHARTER ACADEMY

EIN or SSN

95-4771789Name and title of officer or person subject to tax **ADRIANA ABICH**
CHIEF EXECUTIVE OFFICER**Part I Type of Return and Return Information**

Check the box for the return for which you are using this Form 8879-TE and enter the applicable amount, if any, from the return. Form 8038-CP and Form 5330 filers may enter dollars and cents. For all other forms, enter whole dollars only. If you check the box on line **1a, 2a, 3a, 4a, 5a, 6a, 7a, 8a, 9a, or 10a** below, and the amount on that line for the return being filed with this form was blank, then leave line **1b, 2b, 3b, 4b, 5b, 6b, 7b, 8b, 9b, or 10b**, whichever is applicable, blank (do not enter -0-). But, if you entered -0- on the return, then enter -0- on the applicable line below. **Do not complete more than one line in Part I.**

1a Form 990 check here <input checked="" type="checkbox"/>	b Total revenue, if any (Form 990, Part VIII, column (A), line 12) <u>1164,457,301.</u>	1b
2a Form 990-EZ check here <input type="checkbox"/>	b Total revenue, if any (Form 990-EZ, line 9) _____	2b
3a Form 1120-POL check here <input type="checkbox"/>	b Total tax (Form 1120-POL, line 22) _____	3b
4a Form 990-PF check here <input type="checkbox"/>	b Tax based on investment income (Form 990-PF, Part V, line 5) _____	4b
5a Form 8868 check here <input type="checkbox"/>	b Balance due (Form 8868, line 3c) _____	5b
6a Form 990-T check here <input type="checkbox"/>	b Total tax (Form 990-T, Part III, line 4) _____	6b
7a Form 4720 check here <input type="checkbox"/>	b Total tax (Form 4720, Part III, line 1) _____	7b
8a Form 5227 check here <input type="checkbox"/>	b FMV of assets at end of tax year (Form 5227, Item D) _____	8b
9a Form 5330 check here <input type="checkbox"/>	b Tax due (Form 5330, Part II, line 19) _____	9b
10a Form 8038-CP check here <input type="checkbox"/>	b Amount of credit payment requested (Form 8038-CP, Part III, line 22) _____	10b

Part II Declaration and Signature Authorization of Officer or Person Subject to Tax

Under penalties of perjury, I declare that ☒ I am an officer of the above entity or ☐ I am a person subject to tax with respect to (name of entity) _____, (EIN) _____ and that I have examined a copy of the

2023 electronic return and accompanying schedules and statements, and, to the best of my knowledge and belief, they are true, correct, and complete. I further declare that the amount in Part I above is the amount shown on the copy of the electronic return. I consent to allow my intermediate service provider, transmitter, or electronic return originator (ERO) to send the return to the IRS and to receive from the IRS (a) an acknowledgement of receipt or reason for rejection of the transmission, (b) the reason for any delay in processing the return or refund, and (c) the date of any refund. If applicable, I authorize the U.S. Treasury and its designated Financial Agent to initiate an electronic funds withdrawal (direct debit) entry to the financial institution account indicated in the tax preparation software for payment of the federal taxes owed on this return, and the financial institution to debit the entry to this account. To revoke a payment, I must contact the U.S. Treasury Financial Agent at 1-888-353-4537 no later than 2 business days prior to the payment (settlement) date. I also authorize the financial institutions involved in the processing of the electronic payment of taxes to receive confidential information necessary to answer inquiries and resolve issues related to the payment. I have selected a personal identification number (PIN) as my signature for the electronic return and, if applicable, the consent to electronic funds withdrawal.

PIN: check one box only

☒ I authorize **CLIFTONLARSONALLEN LLP** to enter my PIN **12345**
ERO firm name Enter five numbers, but do not enter all zeros

as my signature on the tax year 2023 electronically filed return. If I have indicated within this return that a copy of the return is being filed with a state agency(ies) regulating charities as part of the IRS Fed/State program, I also authorize the aforementioned ERO to enter my PIN on the return's disclosure consent screen.

☐ As an officer or person subject to tax with respect to the entity, I will enter my PIN as my signature on the tax year 2023 electronically filed return. If I have indicated within this return that a copy of the return is being filed with a state agency(ies) regulating charities as part of the IRS Fed/State program, I will enter my PIN on the return's disclosure consent screen.

Signature of officer or person subject to tax

**** THIS IS NOT A FILEABLE COPY ****

Date

Part III Certification and Authentication

ERO's EFIN/PIN. Enter your six-digit electronic filing identification number (EFIN) followed by your five-digit self-selected PIN.

95405291740

Do not enter all zeros

I certify that the above numeric entry is my PIN, which is my signature on the 2023 electronically filed return indicated above. I confirm that I am submitting this return in accordance with the requirements of **Pub. 4163**, Modernized e-File (MeF) Information for Authorized IRS e-file Providers for Business Returns.

ERO's signature **MARLEN GOMEZ**Date **03/07/25****ERO Must Retain This Form - See Instructions****Do Not Submit This Form to the IRS Unless Requested To Do So**

For Privacy Act and Paperwork Reduction Act Notice, see instructions.

Form **8879-TE** (2023)

Form 990 <small>Department of the Treasury Internal Revenue Service</small>	Return of Organization Exempt From Income Tax	<small>OMB No. 1545-0047</small> 2023 Open to Public Inspection
	Under section 501(c), 527, or 4947(a)(1) of the Internal Revenue Code (except private foundations) Do not enter social security numbers on this form as it may be made public. Go to www.irs.gov/Form990 for instructions and the latest information.	
	A For the 2023 calendar year, or tax year beginning JUL 1, 2023 and ending JUN 30, 2024	

B Check if applicable: <input type="checkbox"/> Address change <input type="checkbox"/> Name change <input type="checkbox"/> Initial return <input type="checkbox"/> Final return/terminated <input type="checkbox"/> Amended return <input type="checkbox"/> Application pending	C Name of organization CAMINO NUEVO CHARTER ACADEMY Doing business as Number and street (or P.O. box if mail is not delivered to street address) Room/suite 3435 W. TEMPLE STREET City or town, state or province, country, and ZIP or foreign postal code LOS ANGELES, CA 90026 F Name and address of principal officer: ADRIANA ABICH 3435 W. TEMPLE STREET, LOS ANGELES, CA 9002	D Employer identification number 95-4771789 E Telephone number 213-417-3400 G Gross receipts \$ 65,235,359. H(a) Is this a group return for subordinates? <input type="checkbox"/> Yes <input checked="" type="checkbox"/> No H(b) Are all subordinates included? <input type="checkbox"/> Yes <input type="checkbox"/> No If "No," attach a list. See instructions H(c) Group exemption number
I Tax-exempt status: <input checked="" type="checkbox"/> 501(c)(3) <input type="checkbox"/> 501(c) () (insert no.) <input type="checkbox"/> 4947(a)(1) or <input type="checkbox"/> 527		
J Website: WWW.CAMINONUEVO.ORG		
K Form of organization: <input checked="" type="checkbox"/> Corporation <input type="checkbox"/> Trust <input type="checkbox"/> Association <input type="checkbox"/> Other L Year of formation: 1999 M State of legal domicile: CA		

Part I Summary			
Activities & Governance	1	Briefly describe the organization's mission or most significant activities: OPERATES FOUR K-8 SCHOOLS AND ONE HIGH SCHOOL AS CHARTER SCHOOLS IN CALIFORNIA.	
	2	Check this box <input type="checkbox"/> if the organization discontinued its operations or disposed of more than 25% of its net assets.	
	3	Number of voting members of the governing body (Part VI, line 1a)	10
	4	Number of independent voting members of the governing body (Part VI, line 1b)	10
	5	Total number of individuals employed in calendar year 2023 (Part V, line 2a)	735
	6	Total number of volunteers (estimate if necessary)	10
	7a	Total unrelated business revenue from Part VIII, column (C), line 12	0.
	7b	Net unrelated business taxable income from Form 990-T, Part I, line 11	0.
Revenue	8	Contributions and grants (Part VIII, line 1h)	58,112,959.
	9	Program service revenue (Part VIII, line 2g)	0.
	10	Investment income (Part VIII, column (A), lines 3, 4, and 7d)	344,614.
	11	Other revenue (Part VIII, column (A), lines 5, 6d, 8c, 9c, 10c, and 11e)	289,597.
	12	Total revenue - add lines 8 through 11 (must equal Part VIII, column (A), line 12)	58,747,170.
	Expenses	13	Grants and similar amounts paid (Part IX, column (A), lines 1-3)
14		Benefits paid to or for members (Part IX, column (A), line 4)	0.
15		Salaries, other compensation, employee benefits (Part IX, column (A), lines 5-10)	30,587,425.
16a		Professional fundraising fees (Part IX, column (A), line 11e)	0.
b		Total fundraising expenses (Part IX, column (D), line 25)	21,900.
17		Other expenses (Part IX, column (A), lines 11a-11d, 11f-24e)	27,769,045.
18		Total expenses. Add lines 13-17 (must equal Part IX, column (A), line 25)	58,356,470.
19		Revenue less expenses. Subtract line 18 from line 12	390,700.
Net Assets or Fund Balances		20	Total assets (Part X, line 16)
	21	Total liabilities (Part X, line 26)	53,371,898.
	22	Net assets or fund balances. Subtract line 21 from line 20	45,841,155.

Part II Signature Block					
Under penalties of perjury, I declare that I have examined this return, including accompanying schedules and statements, and to the best of my knowledge and belief, it is true, correct, and complete. Declaration of preparer (other than officer) is based on all information of which preparer has any knowledge.					
Sign Here	Signature of officer	Date			
	ADRIANA ABICH, CHIEF EXECUTIVE OFFICER Type or print name and title				
Paid Preparer Use Only	Print/Type preparer's name	Preparer's signature	Date	Check if self-employed <input type="checkbox"/>	PTIN
	MARLEN GOMEZ	MARLEN GOMEZ	03/07/25		P01306775
	Firm's name	Firm's EIN			
	CLIFTONLARSONALLEN LLP	41-0746749			
	Firm's address	Phone no. (626) 857-7300			
	2210 EAST ROUTE 66 GLENDORA, CA 91740				

May the IRS discuss this return with the preparer shown above? See instructions ☒ Yes ☐ No

Form 990 (2023)

CAMINO NUEVO CHARTER ACADEMY

95-4771789

Page **2****Part III Statement of Program Service Accomplishments**Check if Schedule O contains a response or note to any line in this Part III ☐**1** Briefly describe the organization's mission:

THE MISSION OF CAMINO NUEVO CHARTER ACADEMY IS TO EDUCATE STUDENTS IN A COLLEGE PREPARATORY PROGRAM TO BE LITERATE, CRITICAL THINKERS, AND INDEPENDENT PROBLEM SOLVERS WHO ARE AGENTS OF SOCIAL JUSTICE WITH SENSITIVITY TOWARD THE WORLD AROUND THEM.

2 Did the organization undertake any significant program services during the year which were not listed on the prior Form 990 or 990-EZ? ☐ Yes ☒ No

If "Yes," describe these new services on Schedule O.

3 Did the organization cease conducting, or make significant changes in how it conducts, any program services? ☐ Yes ☒ No

If "Yes," describe these changes on Schedule O.

4 Describe the organization's program service accomplishments for each of its three largest program services, as measured by expenses.

Section 501(c)(3) and 501(c)(4) organizations are required to report the amount of grants and allocations to others, the total expenses, and revenue, if any, for each program service reported.

4a (Code:) (Expenses \$ **53,061,435.** including grants of \$ **0.**) (Revenue \$ **14,818.**)

CHARTER SCHOOLS PROVIDING EDUCATIONAL OPPORTUNITIES TO THE SURROUNDING COMMUNITY. FOR THE YEAR ENDED JUNE 30, 2024, CAMINO NUEVO CHARTER ACADEMY SERVED APPROXIMATELY 2,880 STUDENTS IN GRADES K - 12TH GRADE.

4b (Code:) (Expenses \$ including grants of \$) (Revenue \$)**4c** (Code:) (Expenses \$ including grants of \$) (Revenue \$)**4d** Other program services (Describe on Schedule O.)

(Expenses \$ including grants of \$) (Revenue \$)

4e Total program service expenses **53,061,435.**Form **990** (2023)

Part IV Checklist of Required Schedules

	Yes	No
1 Is the organization described in section 501(c)(3) or 4947(a)(1) (other than a private foundation)? <i>If "Yes," complete Schedule A</i>	1 X	
2 Is the organization required to complete <i>Schedule B, Schedule of Contributors</i> ? See instructions	2 X	
3 Did the organization engage in direct or indirect political campaign activities on behalf of or in opposition to candidates for public office? <i>If "Yes," complete Schedule C, Part I</i>	3	X
4 Section 501(c)(3) organizations. Did the organization engage in lobbying activities, or have a section 501(h) election in effect during the tax year? <i>If "Yes," complete Schedule C, Part II</i>	4	X
5 Is the organization a section 501(c)(4), 501(c)(5), or 501(c)(6) organization that receives membership dues, assessments, or similar amounts as defined in Rev. Proc. 98-19? <i>If "Yes," complete Schedule C, Part III</i>	5	X
6 Did the organization maintain any donor advised funds or any similar funds or accounts for which donors have the right to provide advice on the distribution or investment of amounts in such funds or accounts? <i>If "Yes," complete Schedule D, Part I</i>	6	X
7 Did the organization receive or hold a conservation easement, including easements to preserve open space, the environment, historic land areas, or historic structures? <i>If "Yes," complete Schedule D, Part II</i>	7	X
8 Did the organization maintain collections of works of art, historical treasures, or other similar assets? <i>If "Yes," complete Schedule D, Part III</i>	8	X
9 Did the organization report an amount in Part X, line 21, for escrow or custodial account liability; serve as a custodian for amounts not listed in Part X; or provide credit counseling, debt management, credit repair, or debt negotiation services? <i>If "Yes," complete Schedule D, Part IV</i>	9	X
10 Did the organization, directly or through a related organization, hold assets in donor-restricted endowments or in quasi-endowments? <i>If "Yes," complete Schedule D, Part V</i>	10	X
11 If the organization's answer to any of the following questions is "Yes," then complete Schedule D, Parts VI, VII, VIII, IX, or X, as applicable.		
a Did the organization report an amount for land, buildings, and equipment in Part X, line 10? <i>If "Yes," complete Schedule D, Part VI</i>	11a X	
b Did the organization report an amount for investments - other securities in Part X, line 12, that is 5% or more of its total assets reported in Part X, line 16? <i>If "Yes," complete Schedule D, Part VII</i>	11b	X
c Did the organization report an amount for investments - program related in Part X, line 13, that is 5% or more of its total assets reported in Part X, line 16? <i>If "Yes," complete Schedule D, Part VIII</i>	11c	X
d Did the organization report an amount for other assets in Part X, line 15, that is 5% or more of its total assets reported in Part X, line 16? <i>If "Yes," complete Schedule D, Part IX</i>	11d X	
e Did the organization report an amount for other liabilities in Part X, line 25? <i>If "Yes," complete Schedule D, Part X</i>	11e X	
f Did the organization's separate or consolidated financial statements for the tax year include a footnote that addresses the organization's liability for uncertain tax positions under FIN 48 (ASC 740)? <i>If "Yes," complete Schedule D, Part X</i>	11f X	
12a Did the organization obtain separate, independent audited financial statements for the tax year? <i>If "Yes," complete Schedule D, Parts XI and XII</i>	12a X	
b Was the organization included in consolidated, independent audited financial statements for the tax year? <i>If "Yes," and if the organization answered "No" to line 12a, then completing Schedule D, Parts XI and XII is optional</i>	12b X	
13 Is the organization a school described in section 170(b)(1)(A)(ii)? <i>If "Yes," complete Schedule E</i>	13 X	
14a Did the organization maintain an office, employees, or agents outside of the United States?	14a	X
b Did the organization have aggregate revenues or expenses of more than \$10,000 from grantmaking, fundraising, business, investment, and program service activities outside the United States, or aggregate foreign investments valued at \$100,000 or more? <i>If "Yes," complete Schedule F, Parts I and IV</i>	14b	X
15 Did the organization report on Part IX, column (A), line 3, more than \$5,000 of grants or other assistance to or for any foreign organization? <i>If "Yes," complete Schedule F, Parts II and IV</i>	15	X
16 Did the organization report on Part IX, column (A), line 3, more than \$5,000 of aggregate grants or other assistance to or for foreign individuals? <i>If "Yes," complete Schedule F, Parts III and IV</i>	16	X
17 Did the organization report a total of more than \$15,000 of expenses for professional fundraising services on Part IX, column (A), lines 6 and 11e? <i>If "Yes," complete Schedule G, Part I. See instructions</i>	17	X
18 Did the organization report more than \$15,000 total of fundraising event gross income and contributions on Part VIII, lines 1c and 8a? <i>If "Yes," complete Schedule G, Part II</i>	18	X
19 Did the organization report more than \$15,000 of gross income from gaming activities on Part VIII, line 9a? <i>If "Yes," complete Schedule G, Part III</i>	19	X
20a Did the organization operate one or more hospital facilities? <i>If "Yes," complete Schedule H</i>	20a	X
b If "Yes" to line 20a, did the organization attach a copy of its audited financial statements to this return?	20b	
21 Did the organization report more than \$5,000 of grants or other assistance to any domestic organization or domestic government on Part IX, column (A), line 1? <i>If "Yes," complete Schedule I, Parts I and II</i>	21	X

Form 990 (2023)

CAMINO NUEVO CHARTER ACADEMY

95-4771789

Page 4

Part IV Checklist of Required Schedules (continued)

	Yes	No
22 Did the organization report more than \$5,000 of grants or other assistance to or for domestic individuals on Part IX, column (A), line 2? <i>If "Yes," complete Schedule I, Parts I and III</i>	22	X
23 Did the organization answer "Yes" to Part VII, Section A, line 3, 4, or 5, about compensation of the organization's current and former officers, directors, trustees, key employees, and highest compensated employees? <i>If "Yes," complete Schedule J</i>	23	X
24a Did the organization have a tax-exempt bond issue with an outstanding principal amount of more than \$100,000 as of the last day of the year, that was issued after December 31, 2002? <i>If "Yes," answer lines 24b through 24d and complete Schedule K. If "No," go to line 25a</i>	24a	X
b Did the organization invest any proceeds of tax-exempt bonds beyond a temporary period exception?	24b	
c Did the organization maintain an escrow account other than a refunding escrow at any time during the year to defease any tax-exempt bonds?	24c	
d Did the organization act as an "on behalf of" issuer for bonds outstanding at any time during the year?	24d	
25a Section 501(c)(3), 501(c)(4), and 501(c)(29) organizations. Did the organization engage in an excess benefit transaction with a disqualified person during the year? <i>If "Yes," complete Schedule L, Part I</i>	25a	X
b Is the organization aware that it engaged in an excess benefit transaction with a disqualified person in a prior year, and that the transaction has not been reported on any of the organization's prior Forms 990 or 990-EZ? <i>If "Yes," complete Schedule L, Part I</i>	25b	X
26 Did the organization report any amount on Part X, line 5 or 22, for receivables from or payables to any current or former officer, director, trustee, key employee, creator or founder, substantial contributor, or 35% controlled entity or family member of any of these persons? <i>If "Yes," complete Schedule L, Part II</i>	26	X
27 Did the organization provide a grant or other assistance to any current or former officer, director, trustee, key employee, creator or founder, substantial contributor or employee thereof, a grant selection committee member, or to a 35% controlled entity (including an employee thereof) or family member of any of these persons? <i>If "Yes," complete Schedule L, Part III</i>	27	X
28 Was the organization a party to a business transaction with one of the following parties? (See the Schedule L, Part IV, instructions for applicable filing thresholds, conditions, and exceptions):		
a A current or former officer, director, trustee, key employee, creator or founder, or substantial contributor? <i>If "Yes," complete Schedule L, Part IV</i>	28a	X
b A family member of any individual described in line 28a? <i>If "Yes," complete Schedule L, Part IV</i>	28b	X
c A 35% controlled entity of one or more individuals and/or organizations described in line 28a or 28b? <i>If "Yes," complete Schedule L, Part IV</i>	28c	X
29 Did the organization receive more than \$25,000 in noncash contributions? <i>If "Yes," complete Schedule M</i>	29	X
30 Did the organization receive contributions of art, historical treasures, or other similar assets, or qualified conservation contributions? <i>If "Yes," complete Schedule M</i>	30	X
31 Did the organization liquidate, terminate, or dissolve and cease operations? <i>If "Yes," complete Schedule N, Part I</i>	31	X
32 Did the organization sell, exchange, dispose of, or transfer more than 25% of its net assets? <i>If "Yes," complete Schedule N, Part II</i>	32	X
33 Did the organization own 100% of an entity disregarded as separate from the organization under Regulations sections 301.7701-2 and 301.7701-3? <i>If "Yes," complete Schedule R, Part I</i>	33	X
34 Was the organization related to any tax-exempt or taxable entity? <i>If "Yes," complete Schedule R, Part II, III, or IV, and Part V, line 1</i>	34	X
35a Did the organization have a controlled entity within the meaning of section 512(b)(13)?	35a	X
b If "Yes" to line 35a, did the organization receive any payment from or engage in any transaction with a controlled entity within the meaning of section 512(b)(13)? <i>If "Yes," complete Schedule R, Part V, line 2</i>	35b	
36 Section 501(c)(3) organizations. Did the organization make any transfers to an exempt non-charitable related organization? <i>If "Yes," complete Schedule R, Part V, line 2</i>	36	X
37 Did the organization conduct more than 5% of its activities through an entity that is not a related organization and that is treated as a partnership for federal income tax purposes? <i>If "Yes," complete Schedule R, Part VI</i>	37	X
38 Did the organization complete Schedule O and provide explanations on Schedule O for Part VI, lines 11b and 19?	38	X

Note: All Form 990 filers are required to complete Schedule O

Part V Statements Regarding Other IRS Filings and Tax ComplianceCheck if Schedule O contains a response or note to any line in this Part V ☐

	Yes	No
1a Enter the number reported in box 3 of Form 1096. Enter -0- if not applicable	1a	45
b Enter the number of Forms W-2G included on line 1a. Enter -0- if not applicable	1b	0
c Did the organization comply with backup withholding rules for reportable payments to vendors and reportable gaming (gambling) winnings to prize winners?	1c	X

Form 990 (2023)

CAMINO NUEVO CHARTER ACADEMY

95-4771789

Page 5

Part V Statements Regarding Other IRS Filings and Tax Compliance (continued)

	Yes	No
2a Enter the number of employees reported on Form W-3, Transmittal of Wage and Tax Statements, filed for the calendar year ending with or within the year covered by this return		
2a 735		
b If at least one is reported on line 2a, did the organization file all required federal employment tax returns?	2b X	
3a Did the organization have unrelated business gross income of \$1,000 or more during the year?	3a	X
b If "Yes," has it filed a Form 990-T for this year? If "No" to line 3b, provide an explanation on Schedule O	3b	
4a At any time during the calendar year, did the organization have an interest in, or a signature or other authority over, a financial account in a foreign country (such as a bank account, securities account, or other financial account)?	4a	X
b If "Yes," enter the name of the foreign country See instructions for filing requirements for FinCEN Form 114, Report of Foreign Bank and Financial Accounts (FBAR).		
5a Was the organization a party to a prohibited tax shelter transaction at any time during the tax year?	5a	X
b Did any taxable party notify the organization that it was or is a party to a prohibited tax shelter transaction?	5b	X
c If "Yes" to line 5a or 5b, did the organization file Form 8886-T?	5c	
6a Does the organization have annual gross receipts that are normally greater than \$100,000, and did the organization solicit any contributions that were not tax deductible as charitable contributions?	6a	X
b If "Yes," did the organization include with every solicitation an express statement that such contributions or gifts were not tax deductible?	6b	
7 Organizations that may receive deductible contributions under section 170(c).		
a Did the organization receive a payment in excess of \$75 made partly as a contribution and partly for goods and services provided to the payor?	7a	X
b If "Yes," did the organization notify the donor of the value of the goods or services provided?	7b	
c Did the organization sell, exchange, or otherwise dispose of tangible personal property for which it was required to file Form 8282?	7c	X
d If "Yes," indicate the number of Forms 8282 filed during the year	7d	
e Did the organization receive any funds, directly or indirectly, to pay premiums on a personal benefit contract?	7e	X
f Did the organization, during the year, pay premiums, directly or indirectly, on a personal benefit contract?	7f	X
g If the organization received a contribution of qualified intellectual property, did the organization file Form 8899 as required?	7g	
h If the organization received a contribution of cars, boats, airplanes, or other vehicles, did the organization file a Form 1098-C?	7h	
8 Sponsoring organizations maintaining donor advised funds. Did a donor advised fund maintained by the sponsoring organization have excess business holdings at any time during the year?	8	
9 Sponsoring organizations maintaining donor advised funds.		
a Did the sponsoring organization make any taxable distributions under section 4966?	9a	
b Did the sponsoring organization make a distribution to a donor, donor advisor, or related person?	9b	
10 Section 501(c)(7) organizations. Enter:		
a Initiation fees and capital contributions included on Part VIII, line 12	10a	
b Gross receipts, included on Form 990, Part VIII, line 12, for public use of club facilities	10b	
11 Section 501(c)(12) organizations. Enter:		
a Gross income from members or shareholders	11a	
b Gross income from other sources. (Do not net amounts due or paid to other sources against amounts due or received from them.)	11b	
12a Section 4947(a)(1) non-exempt charitable trusts. Is the organization filing Form 990 in lieu of Form 1041?	12a	
b If "Yes," enter the amount of tax-exempt interest received or accrued during the year	12b	
13 Section 501(c)(29) qualified nonprofit health insurance issuers.		
a Is the organization licensed to issue qualified health plans in more than one state? Note: See the instructions for additional information the organization must report on Schedule O.	13a	
b Enter the amount of reserves the organization is required to maintain by the states in which the organization is licensed to issue qualified health plans	13b	
c Enter the amount of reserves on hand	13c	
14a Did the organization receive any payments for indoor tanning services during the tax year?	14a	X
b If "Yes," has it filed a Form 720 to report these payments? If "No," provide an explanation on Schedule O	14b	
15 Is the organization subject to the section 4960 tax on payment(s) of more than \$1,000,000 in remuneration or excess parachute payment(s) during the year? If "Yes," see the instructions and file Form 4720, Schedule N.	15	X
16 Is the organization an educational institution subject to the section 4968 excise tax on net investment income? If "Yes," complete Form 4720, Schedule O.	16	X
17 Section 501(c)(21) organizations. Did the trust, or any disqualified or other person engage in any activities that would result in the imposition of an excise tax under section 4951, 4952 or 4953? If "Yes," complete Form 6069.	17	

Form 990 (2023)

CAMINO NUEVO CHARTER ACADEMY

95-4771789

Page 6

Part VI Governance, Management, and Disclosure. For each "Yes" response to lines 2 through 7b below, and for a "No" response to line 8a, 8b, or 10b below, describe the circumstances, processes, or changes on Schedule O. See instructions.

Check if Schedule O contains a response or note to any line in this Part VI

☒**Section A. Governing Body and Management**

	1a	1b	Yes	No
1a Enter the number of voting members of the governing body at the end of the tax year If there are material differences in voting rights among members of the governing body, or if the governing body delegated broad authority to an executive committee or similar committee, explain on Schedule O.	10			
b Enter the number of voting members included on line 1a, above, who are independent		10		
2 Did any officer, director, trustee, or key employee have a family relationship or a business relationship with any other officer, director, trustee, or key employee?			2	X
3 Did the organization delegate control over management duties customarily performed by or under the direct supervision of officers, directors, trustees, or key employees to a management company or other person?			3	X
4 Did the organization make any significant changes to its governing documents since the prior Form 990 was filed?			4	X
5 Did the organization become aware during the year of a significant diversion of the organization's assets?			5	X
6 Did the organization have members or stockholders?			6	X
7a Did the organization have members, stockholders, or other persons who had the power to elect or appoint one or more members of the governing body?			7a	X
b Are any governance decisions of the organization reserved to (or subject to approval by) members, stockholders, or persons other than the governing body?			7b	X
8 Did the organization contemporaneously document the meetings held or written actions undertaken during the year by the following:				
a The governing body?			8a	X
b Each committee with authority to act on behalf of the governing body?			8b	X
9 Is there any officer, director, trustee, or key employee listed in Part VII, Section A, who cannot be reached at the organization's mailing address? If "Yes," provide the names and addresses on Schedule O			9	X

Section B. Policies (This Section B requests information about policies not required by the Internal Revenue Code.)

	Yes	No
10a Did the organization have local chapters, branches, or affiliates?	10a	X
b If "Yes," did the organization have written policies and procedures governing the activities of such chapters, affiliates, and branches to ensure their operations are consistent with the organization's exempt purposes?	10b	
11a Has the organization provided a complete copy of this Form 990 to all members of its governing body before filing the form?	11a	X
b Describe on Schedule O the process, if any, used by the organization to review this Form 990.		
12a Did the organization have a written conflict of interest policy? If "No," go to line 13	12a	X
b Were officers, directors, or trustees, and key employees required to disclose annually interests that could give rise to conflicts?	12b	X
c Did the organization regularly and consistently monitor and enforce compliance with the policy? If "Yes," describe on Schedule O how this was done	12c	X
13 Did the organization have a written whistleblower policy?	13	X
14 Did the organization have a written document retention and destruction policy?	14	X
15 Did the process for determining compensation of the following persons include a review and approval by independent persons, comparability data, and contemporaneous substantiation of the deliberation and decision?		
a The organization's CEO, Executive Director, or top management official	15a	X
b Other officers or key employees of the organization	15b	X
If "Yes" to line 15a or 15b, describe the process on Schedule O. See instructions.		
16a Did the organization invest in, contribute assets to, or participate in a joint venture or similar arrangement with a taxable entity during the year?	16a	X
b If "Yes," did the organization follow a written policy or procedure requiring the organization to evaluate its participation in joint venture arrangements under applicable federal tax law, and take steps to safeguard the organization's exempt status with respect to such arrangements?	16b	

Section C. Disclosure

17 List the states with which a copy of this Form 990 is required to be filed CA

18 Section 6104 requires an organization to make its Forms 1023 (1024 or 1024-A, if applicable), 990, and 990-T (section 501(c)(3)s only) available for public inspection. Indicate how you made these available. Check all that apply.
☐ Own website ☐ Another's website ☒ Upon request ☐ Other (explain on Schedule O)

19 Describe on Schedule O whether (and if so, how) the organization made its governing documents, conflict of interest policy, and financial statements available to the public during the tax year.

20 State the name, address, and telephone number of the person who possesses the organization's books and records
ADRIANA ABICH - (213) 417-3401
3435 W TEMPLE STREET, LOS ANGELES, CA 90026

Form 990 (2023)

CAMINO NUEVO CHARTER ACADEMY

95-4771789

Page 7

Part VII Compensation of Officers, Directors, Trustees, Key Employees, Highest Compensated Employees, and Independent ContractorsCheck if Schedule O contains a response or note to any line in this Part VII ☐**Section A. Officers, Directors, Trustees, Key Employees, and Highest Compensated Employees****1a** Complete this table for all persons required to be listed. Report compensation for the calendar year ending with or within the organization's tax year.

- List all of the organization's **current** officers, directors, trustees (whether individuals or organizations), regardless of amount of compensation. Enter -0- in columns (D), (E), and (F) if no compensation was paid.

- List all of the organization's **current** key employees, if any. See the instructions for definition of "key employee."

- List the organization's five **current** highest compensated employees (other than an officer, director, trustee, or key employee) who received reportable compensation (box 5 of Form W-2, box 6 of Form 1099-MISC, and/or box 1 of Form 1099-NEC) of more than \$100,000 from the organization and any related organizations.

- List all of the organization's **former** officers, key employees, and highest compensated employees who received more than \$100,000 of reportable compensation from the organization and any related organizations.

- List all of the organization's **former directors or trustees** that received, in the capacity as a former director or trustee of the organization, more than \$10,000 of reportable compensation from the organization and any related organizations.

See the instructions for the order in which to list the persons above.

☐ Check this box if neither the organization nor any related organization compensated any current officer, director, or trustee.

(A) Name and title	(B) Average hours per week (list any hours for related organizations below line)	(C) Position (do not check more than one box, unless person is both an officer and a director/trustee)						(D) Reportable compensation from the organization (W-2/1099-MISC/1099-NEC)	(E) Reportable compensation from related organizations (W-2/1099-MISC/1099-NEC)	(F) Estimated amount of other compensation from the organization and related organizations
		Individual trustee or director	Institutional trustee	Officer	Key employee	Highest compensated employee	Former			
(1) ADRIANA ABICH CHIEF EXECUTIVE OFFICER	40.00 2.00			X				206,894.	0.	57,563.
(2) RACHEL HAZLEHURST CHIEF ACADEMIC OFFICER - H	40.00				X			178,293.	0.	38,239.
(3) CHARLES MILLER VP OF SCHOOLS - HSO	40.00				X			131,683.	0.	52,180.
(4) JOHN LAUGHLIN PRINCIPAL - CAS/EIS	40.00				X			132,326.	0.	41,625.
(5) LAWRENCE BOONE II PRINCIPAL - DAL	40.00				X			139,509.	0.	33,531.
(6) JULIANA SANTOS PRINCIPAL - BUR	40.00				X			115,909.	0.	21,977.
(7) DAVID GIDLOW CHAIR	1.00	X		X				0.	0.	0.
(8) GIL FLORES TREASURER	1.00	X		X				0.	0.	0.
(9) ELENA LOPEZ SECRETARY	1.00	X		X				0.	0.	0.
(10) FRANKIE JIMENEZ DIRECTOR	1.00	X						0.	0.	0.
(11) CELIA ALVARADO DIRECTOR	1.00	X						0.	0.	0.
(12) TAMARA POWERS DIRECTOR	1.00 1.00	X						0.	0.	0.
(13) LIDA JENNINGS DIRECTOR	1.00	X						0.	0.	0.
(14) JAZMIN ORTEGA DIRECTOR	1.00	X						0.	0.	0.
(15) RONNIE ARENAS DIRECTOR	1.00	X						0.	0.	0.
(16) JUAN HERNANDEZ DIRECTOR	1.00	X						0.	0.	0.

Form 990 (2023)

CAMINO NUEVO CHARTER ACADEMY

95-4771789

Page 9

Part VIII Statement of RevenueCheck if Schedule O contains a response or note to any line in this Part VIII ☐

				(A) Total revenue	(B) Related or exempt function revenue	(C) Unrelated business revenue	(D) Revenue excluded from tax under sections 512 - 514
Contributions, Gifts, Grants and Other Similar Amounts	1 a Federated campaigns	1a					
	b Membership dues	1b					
	c Fundraising events	1c					
	d Related organizations	1d	55,000.				
	e Government grants (contributions)	1e	62,922,781.				
	f All other contributions, gifts, grants, and similar amounts not included above ...	1f	716,294.				
	g Noncash contributions included in lines 1a-1f	1g	\$				
	h Total. Add lines 1a-1f			63,694,075.			
Program Service Revenue			Business Code				
	2 a						
	b						
	c						
	d						
	e						
	f All other program service revenue						
	g Total. Add lines 2a-2f						
Other Revenue	3 Investment income (including dividends, interest, and other similar amounts)			1,288,343.			1288343.
	4 Income from investment of tax-exempt bond proceeds						
	5 Royalties						
	6 a Gross rents	6a	(i) Real 14,818.	(ii) Personal			
	b Less: rental expenses ...	6b	0.				
	c Rental income or (loss)	6c	14,818.				
	d Net rental income or (loss)				14,818.	14,818.	
	7 a Gross amount from sales of assets other than inventory	7a	(i) Securities	(ii) Other			
	b Less: cost or other basis and sales expenses	7b		778,058.			
	c Gain or (loss)	7c		-778,058.			
	d Net gain or (loss)				-778,058.		-778,058.
	8 a Gross income from fundraising events (not including \$ _____ of contributions reported on line 1c). See Part IV, line 18	8a					
	b Less: direct expenses	8b					
	c Net income or (loss) from fundraising events						
	9 a Gross income from gaming activities. See Part IV, line 19	9a					
b Less: direct expenses	9b						
c Net income or (loss) from gaming activities							
10 a Gross sales of inventory, less returns and allowances	10a						
b Less: cost of goods sold	10b						
c Net income or (loss) from sales of inventory							
Miscellaneous Revenue			Business Code				
	11 a FCC E-RATE CREDITS		611110	209,450.			209,450.
	b ALL OTHER LOCAL REVENUE		611110	28,673.			28,673.
	c						
	d All other revenue						
	e Total. Add lines 11a-11d			238,123.			
12 Total revenue. See instructions			64,457,301.	14,818.	0.	748,408.	

Form 990 (2023)

CAMINO NUEVO CHARTER ACADEMY

95-4771789 Page 10

Part IX Statement of Functional Expenses

Section 501(c)(3) and 501(c)(4) organizations must complete all columns. All other organizations must complete column (A).

Check if Schedule O contains a response or note to any line in this Part IX

☒ X

Do not include amounts reported on lines 6b, 7b, 8b, 9b, and 10b of Part VIII.	(A) Total expenses	(B) Program service expenses	(C) Management and general expenses	(D) Fundraising expenses
1 Grants and other assistance to domestic organizations and domestic governments. See Part IV, line 21				
2 Grants and other assistance to domestic individuals. See Part IV, line 22				
3 Grants and other assistance to foreign organizations, foreign governments, and foreign individuals. See Part IV, lines 15 and 16				
4 Benefits paid to or for members				
5 Compensation of current officers, directors, trustees, and key employees	307,828.	273,967.	33,861.	
6 Compensation not included above to disqualified persons (as defined under section 4958(f)(1)) and persons described in section 4958(c)(3)(B)				
7 Other salaries and wages	22,991,062.	20,395,854.	2,595,208.	
8 Pension plan accruals and contributions (include section 401(k) and 403(b) employer contributions)	4,779,509.	4,144,166.	635,343.	
9 Other employee benefits	1,927,017.	1,710,852.	216,165.	
10 Payroll taxes	765,534.	583,571.	181,963.	
11 Fees for services (nonemployees):				
a Management	6,112,346.	4,278,642.	1,833,704.	
b Legal	87,129.		87,129.	
c Accounting				
d Lobbying				
e Professional fundraising services. See Part IV, line 17				
f Investment management fees				
g Other. (If line 11g amount exceeds 10% of line 25, column (A), amount, list line 11g expenses on Sch O.)	11,050,124.	10,063,180.	986,944.	
12 Advertising and promotion	20,045.		20,045.	
13 Office expenses	2,177,178.	1,252,463.	924,715.	
14 Information technology	589,282.		589,282.	
15 Royalties				
16 Occupancy	4,449,187.	3,941,479.	507,708.	
17 Travel	97,966.	97,966.		
18 Payments of travel or entertainment expenses for any federal, state, or local public officials				
19 Conferences, conventions, and meetings				
20 Interest	194,796.		194,796.	
21 Payments to affiliates				
22 Depreciation, depletion, and amortization	1,435,424.	1,365,211.	70,213.	
23 Insurance	51,158.		51,158.	
24 Other expenses. Itemize expenses not covered above. (List miscellaneous expenses on line 24e. If line 24e amount exceeds 10% of line 25, column (A), amount, list line 24e expenses on Schedule O.)				
a NUTRITION PROGRAM FOOD	1,815,136.	1,815,136.		
b INSTRUCTIONAL MATERIALS	1,310,888.	1,310,888.		
c FIELD TRIPS & PUPIL TRA	685,807.	685,807.		
d SPECIAL EDUCATION FEES	637,594.	637,594.		
e All other expenses	1,012,344.	504,659.	485,785.	21,900.
25 Total functional expenses. Add lines 1 through 24e	62,497,354.	53,061,435.	9,414,019.	21,900.
26 Joint costs. Complete this line only if the organization reported in column (B) joint costs from a combined educational campaign and fundraising solicitation. Check here <input type="checkbox"/> if following SOP 98-2 (ASC 958-720)				

Form 990 (2023)

CAMINO NUEVO CHARTER ACADEMY

95-4771789 Page 11

Part X Balance SheetCheck if Schedule O contains a response or note to any line in this Part X ☐

		(A) Beginning of year		(B) End of year
Assets	1 Cash - non-interest-bearing	768,743.	1	4,870,663.
	2 Savings and temporary cash investments	28,268,975.	2	24,827,699.
	3 Pledges and grants receivable, net		3	
	4 Accounts receivable, net	5,613,219.	4	5,415,200.
	5 Loans and other receivables from any current or former officer, director, trustee, key employee, creator or founder, substantial contributor, or 35% controlled entity or family member of any of these persons		5	
	6 Loans and other receivables from other disqualified persons (as defined under section 4958(f)(1)), and persons described in section 4958(c)(3)(B)		6	
	7 Notes and loans receivable, net		7	
	8 Inventories for sale or use		8	
	9 Prepaid expenses and deferred charges	177,895.	9	320,412.
	10a Land, buildings, and equipment: cost or other basis. Complete Part VI of Schedule D	10a 46,333,748.		
	b Less: accumulated depreciation	10b 7,094,015.	10c	39,239,733.
	11 Investments - publicly traded securities		11	
	12 Investments - other securities. See Part IV, line 11		12	
	13 Investments - program-related. See Part IV, line 11		13	
	14 Intangible assets		14	
	15 Other assets. See Part IV, line 11	24,741,384.	15	24,476,050.
16 Total assets. Add lines 1 through 15 (must equal line 33)	99,213,053.	16	99,149,757.	
Liabilities	17 Accounts payable and accrued expenses	5,824,764.	17	4,149,821.
	18 Grants payable		18	
	19 Deferred revenue	12,837,486.	19	12,556,047.
	20 Tax-exempt bond liabilities		20	
	21 Escrow or custodial account liability. Complete Part IV of Schedule D		21	
	22 Loans and other payables to any current or former officer, director, trustee, key employee, creator or founder, substantial contributor, or 35% controlled entity or family member of any of these persons		22	
	23 Secured mortgages and notes payable to unrelated third parties		23	
	24 Unsecured notes and loans payable to unrelated third parties	9,840,445.	24	9,435,848.
	25 Other liabilities (including federal income tax, payables to related third parties, and other liabilities not included on lines 17-24). Complete Part X of Schedule D	24,869,203.	25	25,206,939.
	26 Total liabilities. Add lines 17 through 25	53,371,898.	26	51,348,655.
Net Assets or Fund Balances	Organizations that follow FASB ASC 958, check here <input checked="" type="checkbox"/> and complete lines 27, 28, 32, and 33.			
	27 Net assets without donor restrictions	45,494,972.	27	47,509,275.
	28 Net assets with donor restrictions	346,183.	28	291,827.
	Organizations that do not follow FASB ASC 958, check here <input type="checkbox"/> and complete lines 29 through 33.			
	29 Capital stock or trust principal, or current funds		29	
	30 Paid-in or capital surplus, or land, building, or equipment fund		30	
	31 Retained earnings, endowment, accumulated income, or other funds		31	
	32 Total net assets or fund balances	45,841,155.	32	47,801,102.
	33 Total liabilities and net assets/fund balances	99,213,053.	33	99,149,757.

Form 990 (2023)

Form 990 (2023)

CAMINO NUEVO CHARTER ACADEMY

95-4771789 Page 12

Part XI Reconciliation of Net AssetsCheck if Schedule O contains a response or note to any line in this Part XI ☐

1	Total revenue (must equal Part VIII, column (A), line 12)	1	64,457,301.
2	Total expenses (must equal Part IX, column (A), line 25)	2	62,497,354.
3	Revenue less expenses. Subtract line 2 from line 1	3	1,959,947.
4	Net assets or fund balances at beginning of year (must equal Part X, line 32, column (A))	4	45,841,155.
5	Net unrealized gains (losses) on investments	5	
6	Donated services and use of facilities	6	
7	Investment expenses	7	
8	Prior period adjustments	8	
9	Other changes in net assets or fund balances (explain on Schedule O)	9	0.
10	Net assets or fund balances at end of year. Combine lines 3 through 9 (must equal Part X, line 32, column (B))	10	47,801,102.

Part XII Financial Statements and ReportingCheck if Schedule O contains a response or note to any line in this Part XII ☒

	Yes	No
1 Accounting method used to prepare the Form 990: <input type="checkbox"/> Cash <input checked="" type="checkbox"/> Accrual <input type="checkbox"/> Other _____ If the organization changed its method of accounting from a prior year or checked "Other," explain on Schedule O.		
2a Were the organization's financial statements compiled or reviewed by an independent accountant? _____ If "Yes," check a box below to indicate whether the financial statements for the year were compiled or reviewed on a separate basis, consolidated basis, or both: <input type="checkbox"/> Separate basis <input type="checkbox"/> Consolidated basis <input type="checkbox"/> Both consolidated and separate basis	2a	X
b Were the organization's financial statements audited by an independent accountant? _____ If "Yes," check a box below to indicate whether the financial statements for the year were audited on a separate basis, consolidated basis, or both: <input type="checkbox"/> Separate basis <input type="checkbox"/> Consolidated basis <input checked="" type="checkbox"/> Both consolidated and separate basis	2b	X
c If "Yes" to line 2a or 2b, does the organization have a committee that assumes responsibility for oversight of the audit, review, or compilation of its financial statements and selection of an independent accountant? _____ If the organization changed either its oversight process or selection process during the tax year, explain on Schedule O.	2c	X
3a As a result of a federal award, was the organization required to undergo an audit or audits as set forth in the Uniform Guidance, 2 C.F.R. Part 200, Subpart F? _____	3a	X
b If "Yes," did the organization undergo the required audit or audits? If the organization did not undergo the required audit or audits, explain why on Schedule O and describe any steps taken to undergo such audits _____	3b	X

Form 990 (2023)

Schedule A (Form 990) 2023

CAMINO NUEVO CHARTER ACADEMY

95-4771789 Page 2

Part II Support Schedule for Organizations Described in Sections 170(b)(1)(A)(iv) and 170(b)(1)(A)(vi)

(Complete only if you checked the box on line 5, 7, or 8 of Part I or if the organization failed to qualify under Part III. If the organization fails to qualify under the tests listed below, please complete Part III.)

Section A. Public Support

Calendar year (or fiscal year beginning in)	(a) 2019	(b) 2020	(c) 2021	(d) 2022	(e) 2023	(f) Total
1 Gifts, grants, contributions, and membership fees received. (Do not include any "unusual grants.")						
2 Tax revenues levied for the organization's benefit and either paid to or expended on its behalf						
3 The value of services or facilities furnished by a governmental unit to the organization without charge						
4 Total. Add lines 1 through 3						
5 The portion of total contributions by each person (other than a governmental unit or publicly supported organization) included on line 1 that exceeds 2% of the amount shown on line 11, column (f)						
6 Public support. Subtract line 5 from line 4.						

Section B. Total Support

Calendar year (or fiscal year beginning in)	(a) 2019	(b) 2020	(c) 2021	(d) 2022	(e) 2023	(f) Total
7 Amounts from line 4						
8 Gross income from interest, dividends, payments received on securities loans, rents, royalties, and income from similar sources						
9 Net income from unrelated business activities, whether or not the business is regularly carried on						
10 Other income. Do not include gain or loss from the sale of capital assets (Explain in Part VI.)						
11 Total support. Add lines 7 through 10						
12 Gross receipts from related activities, etc. (see instructions)					12	
13 First 5 years. If the Form 990 is for the organization's first, second, third, fourth, or fifth tax year as a section 501(c)(3) organization, check this box and stop here						<input type="checkbox"/>

Section C. Computation of Public Support Percentage

14 Public support percentage for 2023 (line 6, column (f), divided by line 11, column (f))	14	%
15 Public support percentage from 2022 Schedule A, Part II, line 14	15	%
16a 33 1/3% support test - 2023. If the organization did not check the box on line 13, and line 14 is 33 1/3% or more, check this box and stop here. The organization qualifies as a publicly supported organization		
<input type="checkbox"/>		
b 33 1/3% support test - 2022. If the organization did not check a box on line 13 or 16a, and line 15 is 33 1/3% or more, check this box and stop here. The organization qualifies as a publicly supported organization		
<input type="checkbox"/>		
17a 10% -facts-and-circumstances test - 2023. If the organization did not check a box on line 13, 16a, or 16b, and line 14 is 10% or more, and if the organization meets the facts-and-circumstances test, check this box and stop here. Explain in Part VI how the organization meets the facts-and-circumstances test. The organization qualifies as a publicly supported organization		
<input type="checkbox"/>		
b 10% -facts-and-circumstances test - 2022. If the organization did not check a box on line 13, 16a, 16b, or 17a, and line 15 is 10% or more, and if the organization meets the facts-and-circumstances test, check this box and stop here. Explain in Part VI how the organization meets the facts-and-circumstances test. The organization qualifies as a publicly supported organization		
<input type="checkbox"/>		
18 Private foundation. If the organization did not check a box on line 13, 16a, 16b, 17a, or 17b, check this box and see instructions		
<input type="checkbox"/>		

Schedule A (Form 990) 2023

Schedule A (Form 990) 2023

CAMINO NUEVO CHARTER ACADEMY

95-4771789 Page 3

Part III Support Schedule for Organizations Described in Section 509(a)(2)

(Complete only if you checked the box on line 10 of Part I or if the organization failed to qualify under Part II. If the organization fails to qualify under the tests listed below, please complete Part II.)

Section A. Public Support

Calendar year (or fiscal year beginning in)	(a) 2019	(b) 2020	(c) 2021	(d) 2022	(e) 2023	(f) Total
1 Gifts, grants, contributions, and membership fees received. (Do not include any "unusual grants.")						
2 Gross receipts from admissions, merchandise sold or services performed, or facilities furnished in any activity that is related to the organization's tax-exempt purpose						
3 Gross receipts from activities that are not an unrelated trade or business under section 513						
4 Tax revenues levied for the organization's benefit and either paid to or expended on its behalf						
5 The value of services or facilities furnished by a governmental unit to the organization without charge						
6 Total. Add lines 1 through 5						
7a Amounts included on lines 1, 2, and 3 received from disqualified persons						
b Amounts included on lines 2 and 3 received from other than disqualified persons that exceed the greater of \$5,000 or 1% of the amount on line 13 for the year						
c Add lines 7a and 7b						
8 Public support. (Subtract line 7c from line 6.)						

Section B. Total Support

Calendar year (or fiscal year beginning in)	(a) 2019	(b) 2020	(c) 2021	(d) 2022	(e) 2023	(f) Total
9 Amounts from line 6						
10a Gross income from interest, dividends, payments received on securities loans, rents, royalties, and income from similar sources						
b Unrelated business taxable income (less section 511 taxes) from businesses acquired after June 30, 1975						
c Add lines 10a and 10b						
11 Net income from unrelated business activities not included on line 10b, whether or not the business is regularly carried on						
12 Other income. Do not include gain or loss from the sale of capital assets (Explain in Part VI.)						
13 Total support. (Add lines 9, 10c, 11, and 12.)						

14 First 5 years. If the Form 990 is for the organization's first, second, third, fourth, or fifth tax year as a section 501(c)(3) organization, check this box and **stop here** ☐

Section C. Computation of Public Support Percentage

15 Public support percentage for 2023 (line 8, column (f), divided by line 13, column (f))	15	%
16 Public support percentage from 2022 Schedule A, Part III, line 15	16	%

Section D. Computation of Investment Income Percentage

17 Investment income percentage for 2023 (line 10c, column (f), divided by line 13, column (f))	17	%
18 Investment income percentage from 2022 Schedule A, Part III, line 17	18	%

19a 33 1/3% support tests - 2023. If the organization did not check the box on line 14, and line 15 is more than 33 1/3%, and line 17 is not more than 33 1/3%, check this box and **stop here**. The organization qualifies as a publicly supported organization ☐

b 33 1/3% support tests - 2022. If the organization did not check a box on line 14 or line 19a, and line 16 is more than 33 1/3%, and line 18 is not more than 33 1/3%, check this box and **stop here**. The organization qualifies as a publicly supported organization ☐

20 Private foundation. If the organization did not check a box on line 14, 19a, or 19b, check this box and see instructions ☐

Part IV Supporting Organizations

(Complete only if you checked a box on line 12 of Part I. If you checked box 12a, Part I, complete Sections A and B. If you checked box 12b, Part I, complete Sections A and C. If you checked box 12c, Part I, complete Sections A, D, and E. If you checked box 12d, Part I, complete Sections A and D, and complete Part V.)

Section A. All Supporting Organizations

	Yes	No
1 Are all of the organization's supported organizations listed by name in the organization's governing documents? <i>If "No," describe in Part VI how the supported organizations are designated. If designated by class or purpose, describe the designation. If historic and continuing relationship, explain.</i>		
2 Did the organization have any supported organization that does not have an IRS determination of status under section 509(a)(1) or (2)? <i>If "Yes," explain in Part VI how the organization determined that the supported organization was described in section 509(a)(1) or (2).</i>		
3a Did the organization have a supported organization described in section 501(c)(4), (5), or (6)? <i>If "Yes," answer lines 3b and 3c below.</i>		
b Did the organization confirm that each supported organization qualified under section 501(c)(4), (5), or (6) and satisfied the public support tests under section 509(a)(2)? <i>If "Yes," describe in Part VI when and how the organization made the determination.</i>		
c Did the organization ensure that all support to such organizations was used exclusively for section 170(c)(2)(B) purposes? <i>If "Yes," explain in Part VI what controls the organization put in place to ensure such use.</i>		
4a Was any supported organization not organized in the United States ("foreign supported organization")? <i>If "Yes," and if you checked box 12a or 12b in Part I, answer lines 4b and 4c below.</i>		
b Did the organization have ultimate control and discretion in deciding whether to make grants to the foreign supported organization? <i>If "Yes," describe in Part VI how the organization had such control and discretion despite being controlled or supervised by or in connection with its supported organizations.</i>		
c Did the organization support any foreign supported organization that does not have an IRS determination under sections 501(c)(3) and 509(a)(1) or (2)? <i>If "Yes," explain in Part VI what controls the organization used to ensure that all support to the foreign supported organization was used exclusively for section 170(c)(2)(B) purposes.</i>		
5a Did the organization add, substitute, or remove any supported organizations during the tax year? <i>If "Yes," answer lines 5b and 5c below (if applicable). Also, provide detail in Part VI, including (i) the names and EIN numbers of the supported organizations added, substituted, or removed; (ii) the reasons for each such action; (iii) the authority under the organization's organizing document authorizing such action; and (iv) how the action was accomplished (such as by amendment to the organizing document).</i>		
b Type I or Type II only. Was any added or substituted supported organization part of a class already designated in the organization's organizing document?		
c Substitutions only. Was the substitution the result of an event beyond the organization's control?		
6 Did the organization provide support (whether in the form of grants or the provision of services or facilities) to anyone other than (i) its supported organizations, (ii) individuals that are part of the charitable class benefited by one or more of its supported organizations, or (iii) other supporting organizations that also support or benefit one or more of the filing organization's supported organizations? <i>If "Yes," provide detail in Part VI.</i>		
7 Did the organization provide a grant, loan, compensation, or other similar payment to a substantial contributor (as defined in section 4958(c)(3)(C)), a family member of a substantial contributor, or a 35% controlled entity with regard to a substantial contributor? <i>If "Yes," complete Part I of Schedule L (Form 990).</i>		
8 Did the organization make a loan to a disqualified person (as defined in section 4958) not described on line 7? <i>If "Yes," complete Part I of Schedule L (Form 990).</i>		
9a Was the organization controlled directly or indirectly at any time during the tax year by one or more disqualified persons, as defined in section 4946 (other than foundation managers and organizations described in section 509(a)(1) or (2))? <i>If "Yes," provide detail in Part VI.</i>		
b Did one or more disqualified persons (as defined on line 9a) hold a controlling interest in any entity in which the supporting organization had an interest? <i>If "Yes," provide detail in Part VI.</i>		
c Did a disqualified person (as defined on line 9a) have an ownership interest in, or derive any personal benefit from, assets in which the supporting organization also had an interest? <i>If "Yes," provide detail in Part VI.</i>		
10a Was the organization subject to the excess business holdings rules of section 4943 because of section 4943(f) (regarding certain Type II supporting organizations, and all Type III non-functionally integrated supporting organizations)? <i>If "Yes," answer line 10b below.</i>		
b Did the organization have any excess business holdings in the tax year? <i>(Use Schedule C, Form 4720, to determine whether the organization had excess business holdings.)</i>		

Part IV Supporting Organizations (continued)

	Yes	No
11 Has the organization accepted a gift or contribution from any of the following persons?		
a A person who directly or indirectly controls, either alone or together with persons described on lines 11b and 11c below, the governing body of a supported organization?		
11a		
b A family member of a person described on line 11a above?		
11b		
c A 35% controlled entity of a person described on line 11a or 11b above? If "Yes" to line 11a, 11b, or 11c, provide detail in Part VI .		
11c		

Section B. Type I Supporting Organizations

	Yes	No
1 Did the governing body, members of the governing body, officers acting in their official capacity, or membership of one or more supported organizations have the power to regularly appoint or elect at least a majority of the organization's officers, directors, or trustees at all times during the tax year? If "No," describe in Part VI how the supported organization(s) effectively operated, supervised, or controlled the organization's activities. If the organization had more than one supported organization, describe how the powers to appoint and/or remove officers, directors, or trustees were allocated among the supported organizations and what conditions or restrictions, if any, applied to such powers during the tax year.		
1		
2 Did the organization operate for the benefit of any supported organization other than the supported organization(s) that operated, supervised, or controlled the supporting organization? If "Yes," explain in Part VI how providing such benefit carried out the purposes of the supported organization(s) that operated, supervised, or controlled the supporting organization.		
2		

Section C. Type II Supporting Organizations

	Yes	No
1 Were a majority of the organization's directors or trustees during the tax year also a majority of the directors or trustees of each of the organization's supported organization(s)? If "No," describe in Part VI how control or management of the supporting organization was vested in the same persons that controlled or managed the supported organization(s).		
1		

Section D. All Type III Supporting Organizations

	Yes	No
1 Did the organization provide to each of its supported organizations, by the last day of the fifth month of the organization's tax year, (i) a written notice describing the type and amount of support provided during the prior tax year, (ii) a copy of the Form 990 that was most recently filed as of the date of notification, and (iii) copies of the organization's governing documents in effect on the date of notification, to the extent not previously provided?		
1		
2 Were any of the organization's officers, directors, or trustees either (i) appointed or elected by the supported organization(s) or (ii) serving on the governing body of a supported organization? If "No," explain in Part VI how the organization maintained a close and continuous working relationship with the supported organization(s).		
2		
3 By reason of the relationship described on line 2, above, did the organization's supported organizations have a significant voice in the organization's investment policies and in directing the use of the organization's income or assets at all times during the tax year? If "Yes," describe in Part VI the role the organization's supported organizations played in this regard.		
3		

Section E. Type III Functionally Integrated Supporting Organizations

	Yes	No
1 Check the box next to the method that the organization used to satisfy the Integral Part Test during the year (see instructions).		
a <input type="checkbox"/> The organization satisfied the Activities Test. Complete line 2 below.		
b <input type="checkbox"/> The organization is the parent of each of its supported organizations. Complete line 3 below.		
c <input type="checkbox"/> The organization supported a governmental entity. Describe in Part VI how you supported a governmental entity (see instructions).		
2 Activities Test. Answer lines 2a and 2b below.		
a Did substantially all of the organization's activities during the tax year directly further the exempt purposes of the supported organization(s) to which the organization was responsive? If "Yes," then in Part VI identify those supported organizations and explain how these activities directly furthered their exempt purposes, how the organization was responsive to those supported organizations, and how the organization determined that these activities constituted substantially all of its activities.		
2a		
b Did the activities described on line 2a, above, constitute activities that, but for the organization's involvement, one or more of the organization's supported organization(s) would have been engaged in? If "Yes," explain in Part VI the reasons for the organization's position that its supported organization(s) would have engaged in these activities but for the organization's involvement.		
2b		
3 Parent of Supported Organizations. Answer lines 3a and 3b below.		
a Did the organization have the power to regularly appoint or elect a majority of the officers, directors, or trustees of each of the supported organizations? If "Yes" or "No" provide details in Part VI .		
3a		
b Did the organization exercise a substantial degree of direction over the policies, programs, and activities of each of its supported organizations? If "Yes," describe in Part VI the role played by the organization in this regard.		
3b		

Schedule A (Form 990) 2023

CAMINO NUEVO CHARTER ACADEMY

95-4771789 Page 6

Part V Type III Non-Functionally Integrated 509(a)(3) Supporting Organizations

- 1 ☐ Check here if the organization satisfied the Integral Part Test as a qualifying trust on Nov. 20, 1970 (*explain in Part VI*). **See instructions.**
All other Type III non-functionally integrated supporting organizations must complete Sections A through E.

Section A - Adjusted Net Income		(A) Prior Year	(B) Current Year (optional)
1	Net short-term capital gain	1	
2	Recoveries of prior-year distributions	2	
3	Other gross income (see instructions)	3	
4	Add lines 1 through 3.	4	
5	Depreciation and depletion	5	
6	Portion of operating expenses paid or incurred for production or collection of gross income or for management, conservation, or maintenance of property held for production of income (see instructions)	6	
7	Other expenses (see instructions)	7	
8	Adjusted Net Income (subtract lines 5, 6, and 7 from line 4)	8	

Section B - Minimum Asset Amount		(A) Prior Year	(B) Current Year (optional)
1	Aggregate fair market value of all non-exempt-use assets (see instructions for short tax year or assets held for part of year):		
a	Average monthly value of securities	1a	
b	Average monthly cash balances	1b	
c	Fair market value of other non-exempt-use assets	1c	
d	Total (add lines 1a, 1b, and 1c)	1d	
e	Discount claimed for blockage or other factors (<i>explain in detail in Part VI</i>):		
2	Acquisition indebtedness applicable to non-exempt-use assets	2	
3	Subtract line 2 from line 1d.	3	
4	Cash deemed held for exempt use. Enter 0.015 of line 3 (for greater amount, see instructions).	4	
5	Net value of non-exempt-use assets (subtract line 4 from line 3)	5	
6	Multiply line 5 by 0.035.	6	
7	Recoveries of prior-year distributions	7	
8	Minimum Asset Amount (add line 7 to line 6)	8	

Section C - Distributable Amount			Current Year
1	Adjusted net income for prior year (from Section A, line 8, column A)	1	
2	Enter 0.85 of line 1.	2	
3	Minimum asset amount for prior year (from Section B, line 8, column A)	3	
4	Enter greater of line 2 or line 3.	4	
5	Income tax imposed in prior year	5	
6	Distributable Amount. Subtract line 5 from line 4, unless subject to emergency temporary reduction (see instructions).	6	
7	<input type="checkbox"/> Check here if the current year is the organization's first as a non-functionally integrated Type III supporting organization (see instructions).		

Schedule A (Form 990) 2023

Schedule A (Form 990) 2023

CAMINO NUEVO CHARTER ACADEMY

95-4771789 Page 7

Part V Type III Non-Functionally Integrated 509(a)(3) Supporting Organizations (continued)**Section D - Distributions**

		Current Year
1	Amounts paid to supported organizations to accomplish exempt purposes	1
2	Amounts paid to perform activity that directly furthers exempt purposes of supported organizations, in excess of income from activity	2
3	Administrative expenses paid to accomplish exempt purposes of supported organizations	3
4	Amounts paid to acquire exempt-use assets	4
5	Qualified set-aside amounts (prior IRS approval required - <i>provide details in Part VI</i>)	5
6	Other distributions (<i>describe in Part VI</i>). See instructions.	6
7	Total annual distributions. Add lines 1 through 6.	7
8	Distributions to attentive supported organizations to which the organization is responsive (<i>provide details in Part VI</i>). See instructions.	8
9	Distributable amount for 2023 from Section C, line 6	9
10	Line 8 amount divided by line 9 amount	10

Section E - Distribution Allocations (see instructions)	(i) Excess Distributions	(ii) Underdistributions Pre-2023	(iii) Distributable Amount for 2023
1 Distributable amount for 2023 from Section C, line 6			
2 Underdistributions, if any, for years prior to 2023 (reasonable cause required - <i>explain in Part VI</i>). See instructions.			
3 Excess distributions carryover, if any, to 2023			
a From 2018			
b From 2019			
c From 2020			
d From 2021			
e From 2022			
f Total of lines 3a through 3e			
g Applied to underdistributions of prior years			
h Applied to 2023 distributable amount			
i Carryover from 2018 not applied (see instructions)			
j Remainder. Subtract lines 3g, 3h, and 3i from line 3f.			
4 Distributions for 2023 from Section D, line 7: \$			
a Applied to underdistributions of prior years			
b Applied to 2023 distributable amount			
c Remainder. Subtract lines 4a and 4b from line 4.			
5 Remaining underdistributions for years prior to 2023, if any. Subtract lines 3g and 4a from line 2. For result greater than zero, <i>explain in Part VI</i> . See instructions.			
6 Remaining underdistributions for 2023. Subtract lines 3h and 4b from line 1. For result greater than zero, <i>explain in Part VI</i> . See instructions.			
7 Excess distributions carryover to 2024. Add lines 3j and 4c.			
8 Breakdown of line 7:			
a Excess from 2019			
b Excess from 2020			
c Excess from 2021			
d Excess from 2022			
e Excess from 2023			

Schedule A (Form 990) 2023

Part VI **Supplemental Information.** Provide the explanations required by Part II, line 10; Part II, line 17a or 17b; Part III, line 12; Part IV, Section A, lines 1, 2, 3b, 3c, 4b, 4c, 5a, 6, 9a, 9b, 9c, 11a, 11b, and 11c; Part IV, Section B, lines 1 and 2; Part IV, Section C, line 1; Part IV, Section D, lines 2 and 3; Part IV, Section E, lines 1c, 2a, 2b, 3a, and 3b; Part V, line 1; Part V, Section B, line 1e; Part V, Section D, lines 5, 6, and 8; and Part V, Section E, lines 2, 5, and 6. Also complete this part for any additional information.
(See instructions.)

DRAFT

Schedule B
(Form 990)Department of the Treasury
Internal Revenue Service**Schedule of Contributors**Attach to Form 990, 990-EZ, or 990-PF.
Go to www.irs.gov/Form990 for the latest information.

OMB No. 1545-0047

2023

Name of the organization

CAMINO NUEVO CHARTER ACADEMY

Employer identification number

95-4771789

Organization type (check one):

Filers of:**Section:**

Form 990 or 990-EZ

☒ 501(c)(3) (enter number) organization☐ 4947(a)(1) nonexempt charitable trust **not** treated as a private foundation☐ 527 political organization

Form 990-PF

☐ 501(c)(3) exempt private foundation☐ 4947(a)(1) nonexempt charitable trust treated as a private foundation☐ 501(c)(3) taxable private foundationCheck if your organization is covered by the **General Rule** or a **Special Rule**.**Note:** Only a section 501(c)(7), (8), or (10) organization can check boxes for both the General Rule and a Special Rule. See instructions.**General Rule**

- ☒
- For an organization filing Form 990, 990-EZ, or 990-PF that received, during the year, contributions totaling \$5,000 or more (in money or property) from any one contributor. Complete Parts I and II. See instructions for determining a contributor's total contributions.

Special Rules

- ☐ For an organization described in section 501(c)(3) filing Form 990 or 990-EZ that met the 33 1/3% support test of the regulations under sections 509(a)(1) and 170(b)(1)(A)(vi), that checked Schedule A (Form 990), Part II, line 13, 16a, or 16b, and that received from any one contributor, during the year, total contributions of the greater of **(1)** \$5,000; or **(2)** 2% of the amount on (i) Form 990, Part VIII, line 1h; or (ii) Form 990-EZ, line 1. Complete Parts I and II.
- ☐ For an organization described in section 501(c)(7), (8), or (10) filing Form 990 or 990-EZ that received from any one contributor, during the year, total contributions of more than \$1,000 *exclusively* for religious, charitable, scientific, literary, or educational purposes, or for the prevention of cruelty to children or animals. Complete Parts I (entering "N/A" in column (b) instead of the contributor name and address), II, and III.
- ☐ For an organization described in section 501(c)(7), (8), or (10) filing Form 990 or 990-EZ that received from any one contributor, during the year, contributions *exclusively* for religious, charitable, etc., purposes, but no such contributions totaled more than \$1,000. If this box is checked, enter here the total contributions that were received during the year for an *exclusively* religious, charitable, etc., purpose. Don't complete any of the parts unless the **General Rule** applies to this organization because it received *nonexclusively* religious, charitable, etc., contributions totaling \$5,000 or more during the year \$

Caution: An organization that isn't covered by the General Rule and/or the Special Rules doesn't file Schedule B (Form 990), but it **must** answer "No" on Part IV, line 2, of its Form 990; or check the box on line H of its Form 990-EZ or on its Form 990-PF, Part I, line 2, to certify that it doesn't meet the filing requirements of Schedule B (Form 990).

For Paperwork Reduction Act Notice, see the instructions for Form 990, 990-EZ, or 990-PF.

Schedule B (Form 990) (2023)

Name of organization	Employer identification number
CAMINO NUEVO CHARTER ACADEMY	95-4771789

Part I Contributors (see instructions). Use duplicate copies of Part I if additional space is needed.

(a) No.	(b) Name, address, and ZIP + 4	(c) Total contributions	(d) Type of contribution
1	PUEBLO NUEVO EDUCATION AND DEVELOPMENT GROUP (PNEDG) 3435 W TEMPLE STREET LOS ANGELES, CA 90026	\$ 55,000.	Person <input checked="" type="checkbox"/> Payroll <input type="checkbox"/> Noncash <input type="checkbox"/> (Complete Part II for noncash contributions.)
2	ANGELO FAMILY CHARITABLE FOUNDATION 1285 AVENUE OF THE AMERICAS NEW YORK, NY 10019	\$ 10,000.	Person <input checked="" type="checkbox"/> Payroll <input type="checkbox"/> Noncash <input type="checkbox"/> (Complete Part II for noncash contributions.)
3	UNIDOS US FOUNDATION 1126 16TH STREET NW, SUITE 600 WASHINGTON, DC 20036	\$ 12,500.	Person <input checked="" type="checkbox"/> Payroll <input type="checkbox"/> Noncash <input type="checkbox"/> (Complete Part II for noncash contributions.)
4	GREAT PUBLIC SCHOOLS NOW 1150 S. OLIVE ST., SUITE 1325 LOS ANGELES, CA 90015	\$ 40,000.	Person <input checked="" type="checkbox"/> Payroll <input type="checkbox"/> Noncash <input type="checkbox"/> (Complete Part II for noncash contributions.)
5	LA PHILHARMONIC 151 S GRAND AVENUE LOS ANGELES, CA 90012	\$ 11,440.	Person <input checked="" type="checkbox"/> Payroll <input type="checkbox"/> Noncash <input type="checkbox"/> (Complete Part II for noncash contributions.)
6	THE CHUCK LORRE FAMILY FOUNDATION GRANT 1880 CENTURY PARK EAST SUITE 950 LOS ANGELES, CA 90067	\$ 20,000.	Person <input checked="" type="checkbox"/> Payroll <input type="checkbox"/> Noncash <input type="checkbox"/> (Complete Part II for noncash contributions.)

Name of organization

Employer identification number

CAMINO NUEVO CHARTER ACADEMY

95-4771789

Part I Contributors (see instructions). Use duplicate copies of Part I if additional space is needed.

(a) No.	(b) Name, address, and ZIP + 4	(c) Total contributions	(d) Type of contribution
7	TIDES FOUNDATION 1014 TORNEY AVENUE SAN FRANCISCO, CA 94129	\$ 5,000.	Person <input checked="" type="checkbox"/> Payroll <input type="checkbox"/> Noncash <input type="checkbox"/> (Complete Part II for noncash contributions.)
		\$	Person <input type="checkbox"/> Payroll <input type="checkbox"/> Noncash <input type="checkbox"/> (Complete Part II for noncash contributions.)
		\$	Person <input type="checkbox"/> Payroll <input type="checkbox"/> Noncash <input type="checkbox"/> (Complete Part II for noncash contributions.)
		\$	Person <input type="checkbox"/> Payroll <input type="checkbox"/> Noncash <input type="checkbox"/> (Complete Part II for noncash contributions.)
		\$	Person <input type="checkbox"/> Payroll <input type="checkbox"/> Noncash <input type="checkbox"/> (Complete Part II for noncash contributions.)
		\$	Person <input type="checkbox"/> Payroll <input type="checkbox"/> Noncash <input type="checkbox"/> (Complete Part II for noncash contributions.)
		\$	Person <input type="checkbox"/> Payroll <input type="checkbox"/> Noncash <input type="checkbox"/> (Complete Part II for noncash contributions.)
		\$	Person <input type="checkbox"/> Payroll <input type="checkbox"/> Noncash <input type="checkbox"/> (Complete Part II for noncash contributions.)

Name of organization	Employer identification number
CAMINO NUEVO CHARTER ACADEMY	95-4771789

Part III Exclusively religious, charitable, etc., contributions to organizations described in section 501(c)(7), (8), or (10) that total more than \$1,000 for the year from any one contributor. Complete columns (a) through (e) and the following line entry. For organizations completing Part III, enter the total of exclusively religious, charitable, etc., contributions of **\$1,000 or less** for the year. (Enter this info. once.) \$ _____
Use duplicate copies of Part III if additional space is needed.

(a) No. from Part I	(b) Purpose of gift	(c) Use of gift	(d) Description of how gift is held
	(e) Transfer of gift		
	Transferee's name, address, and ZIP + 4		Relationship of transferor to transferee
	(e) Transfer of gift		
	Transferee's name, address, and ZIP + 4		Relationship of transferor to transferee
	(e) Transfer of gift		
	Transferee's name, address, and ZIP + 4		Relationship of transferor to transferee
	(e) Transfer of gift		
	Transferee's name, address, and ZIP + 4		Relationship of transferor to transferee
	(e) Transfer of gift		
	Transferee's name, address, and ZIP + 4		Relationship of transferor to transferee

SCHEDULE D
(Form 990)Department of the Treasury
Internal Revenue Service**Supplemental Financial Statements**Complete if the organization answered "Yes" on Form 990,
Part IV, line 6, 7, 8, 9, 10, 11a, 11b, 11c, 11d, 11e, 11f, 12a, or 12b.

Attach to Form 990.

Go to www.irs.gov/Form990 for instructions and the latest information.

OMB No. 1545-0047

2023Open to Public
Inspection

Name of the organization

CAMINO NUEVO CHARTER ACADEMY

Employer identification number

95-4771789

Part I Organizations Maintaining Donor Advised Funds or Other Similar Funds or Accounts. Complete if the organization answered "Yes" on Form 990, Part IV, line 6.

	(a) Donor advised funds	(b) Funds and other accounts
1 Total number at end of year		
2 Aggregate value of contributions to (during year)		
3 Aggregate value of grants from (during year)		
4 Aggregate value at end of year		
5 Did the organization inform all donors and donor advisors in writing that the assets held in donor advised funds are the organization's property, subject to the organization's exclusive legal control?	<input type="checkbox"/> Yes	<input type="checkbox"/> No
6 Did the organization inform all grantees, donors, and donor advisors in writing that grant funds can be used only for charitable purposes and not for the benefit of the donor or donor advisor, or for any other purpose conferring impermissible private benefit?	<input type="checkbox"/> Yes	<input type="checkbox"/> No

Part II Conservation Easements. Complete if the organization answered "Yes" on Form 990, Part IV, line 7.

1 Purpose(s) of conservation easements held by the organization (check all that apply).
☐ Preservation of land for public use (for example, recreation or education) ☐ Preservation of a historically important land area
☐ Protection of natural habitat ☐ Preservation of a certified historic structure
☐ Preservation of open space

2 Complete lines 2a through 2d if the organization held a qualified conservation contribution in the form of a conservation easement on the last day of the tax year.

	Held at the End of the Tax Year
a Total number of conservation easements	2a
b Total acreage restricted by conservation easements	2b
c Number of conservation easements on a certified historic structure included on line 2a	2c
d Number of conservation easements included on line 2c acquired after July 25, 2006, and not on a historic structure listed in the National Register	2d

3 Number of conservation easements modified, transferred, released, extinguished, or terminated by the organization during the tax year

4 Number of states where property subject to conservation easement is located

5 Does the organization have a written policy regarding the periodic monitoring, inspection, handling of violations, and enforcement of the conservation easements it holds?

6 Staff and volunteer hours devoted to monitoring, inspecting, handling of violations, and enforcing conservation easements during the year

7 Amount of expenses incurred in monitoring, inspecting, handling of violations, and enforcing conservation easements during the year

8 Does each conservation easement reported on line 2d above satisfy the requirements of section 170(h)(4)(B)(i) and section 170(h)(4)(B)(ii)?

9 In Part XIII, describe how the organization reports conservation easements in its revenue and expense statement and balance sheet, and include, if applicable, the text of the footnote to the organization's financial statements that describes the organization's accounting for conservation easements.

Part III Organizations Maintaining Collections of Art, Historical Treasures, or Other Similar Assets.

Complete if the organization answered "Yes" on Form 990, Part IV, line 8.

1a If the organization elected, as permitted under FASB ASC 958, not to report in its revenue statement and balance sheet works of art, historical treasures, or other similar assets held for public exhibition, education, or research in furtherance of public service, provide in Part XIII the text of the footnote to its financial statements that describes these items.

b If the organization elected, as permitted under FASB ASC 958, to report in its revenue statement and balance sheet works of art, historical treasures, or other similar assets held for public exhibition, education, or research in furtherance of public service, provide the following amounts relating to these items.

(i) Revenue included on Form 990, Part VIII, line 1 \$

(ii) Assets included in Form 990, Part X \$

2 If the organization received or held works of art, historical treasures, or other similar assets for financial gain, provide the following amounts required to be reported under FASB ASC 958 relating to these items:

a Revenue included on Form 990, Part VIII, line 1 \$

b Assets included in Form 990, Part X \$

LHA For Paperwork Reduction Act Notice, see the Instructions for Form 990.

Schedule D (Form 990) 2023

Schedule D (Form 990) 2023

CAMINO NUEVO CHARTER ACADEMY

95-4771789 Page 2

Part III Organizations Maintaining Collections of Art, Historical Treasures, or Other Similar Assets (continued)

3 Using the organization's acquisition, accession, and other records, check any of the following that make significant use of its collection items (check all that apply).

a ☐ Public exhibitiond ☐ Loan or exchange programb ☐ Scholarly researche ☐ Other _____c ☐ Preservation for future generations

4 Provide a description of the organization's collections and explain how they further the organization's exempt purpose in Part XIII.

5 During the year, did the organization solicit or receive donations of art, historical treasures, or other similar assets

to be sold to raise funds rather than to be maintained as part of the organization's collection? ☐ Yes ☐ No

Part IV Escrow and Custodial Arrangements Complete if the organization answered "Yes" on Form 990, Part IV, line 9, or reported an amount on Form 990, Part X, line 21.

1a Is the organization an agent, trustee, custodian, or other intermediary for contributions or other assets not included on Form 990, Part X? ☐ Yes ☐ No

b If "Yes," explain the arrangement in Part XIII and complete the following table:

	Amount
c Beginning balance	1c
d Additions during the year	1d
e Distributions during the year	1e
f Ending balance	1f

2a Did the organization include an amount on Form 990, Part X, line 21, for escrow or custodial account liability? ☐ Yes ☐ No

b If "Yes," explain the arrangement in Part XIII. Check here if the explanation has been provided in Part XIII ☐

Part V Endowment Funds Complete if the organization answered "Yes" on Form 990, Part IV, line 10.

	(a) Current year	(b) Prior year	(c) Two years back	(d) Three years back	(e) Four years back
1a Beginning of year balance					
b Contributions					
c Net investment earnings, gains, and losses					
d Grants or scholarships					
e Other expenditures for facilities and programs					
f Administrative expenses					
g End of year balance					

2 Provide the estimated percentage of the current year end balance (line 1g, column (a)) held as:

a Board designated or quasi-endowment _____ %

b Permanent endowment _____ %

c Term endowment _____ %

The percentages on lines 2a, 2b, and 2c should equal 100%.

3a Are there endowment funds not in the possession of the organization that are held and administered for the organization by:

(i) Unrelated organizations? ☐ Yes ☐ No

(ii) Related organizations? ☐ Yes ☐ No

b If "Yes" on line 3a(ii), are the related organizations listed as required on Schedule R? ☐ Yes ☐ No

4 Describe in Part XIII the intended uses of the organization's endowment funds.

Part VI Land, Buildings, and Equipment

Complete if the organization answered "Yes" on Form 990, Part IV, line 11a. See Form 990, Part X, line 10.

Description of property	(a) Cost or other basis (investment)	(b) Cost or other basis (other)	(c) Accumulated depreciation	(d) Book value
1a Land		12,579,941.		12,579,941.
b Buildings		28,590,217.	5,177,460.	23,412,757.
c Leasehold improvements		733,680.	98,230.	635,450.
d Equipment		3,807,424.	1,818,325.	1,989,099.
e Other		622,486.		622,486.
Total. Add lines 1a through 1e. (Column (d) must equal Form 990, Part X, line 10c, column (B)).				39,239,733.

Schedule D (Form 990) 2023

Schedule D (Form 990) 2023

CAMINO NUEVO CHARTER ACADEMY

95-4771789 Page 3

Part VII Investments - Other Securities

Complete if the organization answered "Yes" on Form 990, Part IV, line 11b. See Form 990, Part X, line 12.

(a) Description of security or category (including name of security)	(b) Book value	(c) Method of valuation: Cost or end-of-year market value
(1) Financial derivatives		
(2) Closely held equity interests		
(3) Other		
(A)		
(B)		
(C)		
(D)		
(E)		
(F)		
(G)		
(H)		
Total. (Col. (b) must equal Form 990, Part X, line 12, col. (B))		

Part VIII Investments - Program Related.

Complete if the organization answered "Yes" on Form 990, Part IV, line 11c. See Form 990, Part X, line 13.

(a) Description of investment	(b) Book value	(c) Method of valuation: Cost or end-of-year market value
(1)		
(2)		
(3)		
(4)		
(5)		
(6)		
(7)		
(8)		
(9)		
Total. (Col. (b) must equal Form 990, Part X, line 13, col. (B))		

Part IX Other Assets

Complete if the organization answered "Yes" on Form 990, Part IV, line 11d. See Form 990, Part X, line 15.

(a) Description	(b) Book value
(1) DUE FROM OTHERS	363,130.
(2) INTERCOMPANY RECEIVABLE	122,303.
(3) ROU LEASE ASSET - OPERATING	23,990,617.
(4)	
(5)	
(6)	
(7)	
(8)	
(9)	
Total. (Column (b) must equal Form 990, Part X, line 15, col. (B))	24,476,050.

Part X Other Liabilities

Complete if the organization answered "Yes" on Form 990, Part IV, line 11e or 11f. See Form 990, Part X, line 25.

1. (a) Description of liability	(b) Book value
(1) Federal income taxes	
(2) INTERCOMPANY PAYABLES	1,332,631.
(3) OPERATING LEASE LIABILITY	23,874,308.
(4)	
(5)	
(6)	
(7)	
(8)	
(9)	
Total. (Column (b) must equal Form 990, Part X, line 25, col. (B))	25,206,939.

2. Liability for uncertain tax positions. In Part XIII, provide the text of the footnote to the organization's financial statements that reports the organization's liability for uncertain tax positions under FASB ASC 740. Check here if the text of the footnote has been provided in Part XIII ... ☒

Schedule D (Form 990) 2023

Schedule D (Form 990) 2023

CAMINO NUEVO CHARTER ACADEMY

95-4771789 Page 4

Part XI Reconciliation of Revenue per Audited Financial Statements With Revenue per Return

Complete if the organization answered "Yes" on Form 990, Part IV, line 12a.

1	Total revenue, gains, and other support per audited financial statements	1	64,457,301.
2	Amounts included on line 1 but not on Form 990, Part VIII, line 12:		
a	Net unrealized gains (losses) on investments	2a	
b	Donated services and use of facilities	2b	
c	Recoveries of prior year grants	2c	
d	Other (Describe in Part XIII.)	2d	
e	Add lines 2a through 2d	2e	0.
3	Subtract line 2e from line 1	3	64,457,301.
4	Amounts included on Form 990, Part VIII, line 12, but not on line 1:		
a	Investment expenses not included on Form 990, Part VIII, line 7b	4a	
b	Other (Describe in Part XIII.)	4b	
c	Add lines 4a and 4b	4c	0.
5	Total revenue. Add lines 3 and 4c . (This must equal Form 990, Part I, line 12.)	5	64,457,301.

Part XII Reconciliation of Expenses per Audited Financial Statements With Expenses per Return

Complete if the organization answered "Yes" on Form 990, Part IV, line 12a.

1	Total expenses and losses per audited financial statements	1	62,497,354.
2	Amounts included on line 1 but not on Form 990, Part IX, line 25:		
a	Donated services and use of facilities	2a	
b	Prior year adjustments	2b	
c	Other losses	2c	
d	Other (Describe in Part XIII.)	2d	
e	Add lines 2a through 2d	2e	0.
3	Subtract line 2e from line 1	3	62,497,354.
4	Amounts included on Form 990, Part IX, line 25, but not on line 1:		
a	Investment expenses not included on Form 990, Part VIII, line 7b	4a	
b	Other (Describe in Part XIII.)	4b	
c	Add lines 4a and 4b	4c	0.
5	Total expenses. Add lines 3 and 4c . (This must equal Form 990, Part I, line 18.)	5	62,497,354.

Part XIII Supplemental Information

Provide the descriptions required for Part II, lines 3, 5, and 9; Part III, lines 1a and 4; Part IV, lines 1b and 2b; Part V, line 4; Part X, line 2; Part XI, lines 2d and 4b; and Part XII, lines 2d and 4b. Also complete this part to provide any additional information.

PART X, LINE 2:

CNCA IS A NON-PROFIT ENTITY EXEMPT FROM THE PAYMENT OF INCOME TAXES UNDER INTERNAL REVENUE CODE SECTION 501(C)(3) AND CALIFORNIA REVENUE AND TAXATION CODE SECTION 23701D. ACCORDINGLY, NO PROVISION HAS BEEN MADE FOR INCOME TAXES. MANAGEMENT HAS DETERMINED THAT ALL INCOME TAX POSITIONS ARE MORE LIKELY THAN NOT OF BEING SUSTAINED UPON POTENTIAL AUDIT OR EXAMINATION; THEREFORE, NO DISCLOSURES OF UNCERTAIN INCOME TAX POSITIONS ARE REQUIRED. CNCA FILES EXEMPT RETURNS IN THE U.S. FEDERAL JURISDICTION AND WITH THE CALIFORNIA FRANCHISE TAX BOARD.

Part XIII Supplemental Information *(continued)*

DRAFT

**SCHEDULE E
(Form 990)**Department of the Treasury
Internal Revenue Service**Schools**Complete if the organization answered "Yes" on Form 990, Part IV, line 13, or
Form 990-EZ, Part VI, line 48.Attach to Form 990 or Form 990-EZ.
Go to www.irs.gov/Form990 for the latest information.

OMB No. 1545-0047

2023Open to Public
Inspection

Name of the organization

CAMINO NUEVO CHARTER ACADEMY

Employer identification number

95-4771789

Part I

- 1 Does the organization have a racially nondiscriminatory policy toward students by statement in its charter, bylaws, other governing instrument, or in a resolution of its governing body?
- 2 Does the organization include a statement of its racially nondiscriminatory policy toward students in all its brochures, catalogues, and other written communications with the public dealing with student admissions, programs, and scholarships?
- 3 Has the organization publicized its racially nondiscriminatory policy on its primary publicly accessible Internet homepage at all times during its tax year in a manner reasonably expected to be noticed by visitors to the homepage, or through newspaper or broadcast media during the period of solicitation for students, or during the registration period if it has no solicitation program, in a way that makes the policy known to all parts of the general community it serves? If "Yes," please describe. If "No," please explain. If you need more space, use Part II
- THE POLICY IS LISTED ON THE ENROLLMENT APPLICATION, WEBSITE AND POSTED IN FRONT OF THE OFFICE AT EACH SITE.**
- 4 Does the organization maintain the following?
- a Records indicating the racial composition of the student body, faculty, and administrative staff?
- b Records documenting that scholarships and other financial assistance are awarded on a racially nondiscriminatory basis?
- c Copies of all catalogues, brochures, announcements, and other written communications to the public dealing with student admissions, programs, and scholarships?
- d Copies of all material used by the organization or on its behalf to solicit contributions?
- If you answered "No" to any of the above, please explain. If you need more space, use Part II.
- 5 Does the organization discriminate by race in any way with respect to:
- a Students' rights or privileges?
- b Admissions policies?
- c Employment of faculty or administrative staff?
- d Scholarships or other financial assistance?
- e Educational policies?
- f Use of facilities?
- g Athletic programs?
- h Other extracurricular activities?
- If you answered "Yes" to any of the above, please explain. If you need more space, use Part II.
- 6a Does the organization receive any financial aid or assistance from a governmental agency?
- b Has the organization's right to such aid ever been revoked or suspended?
- If you answered "Yes" on either line 6a or line 6b, explain on Part II.
- 7 Does the organization certify that it has complied with the applicable requirements of sections 4.01 through 4.05 of Rev. Proc. 75-50, 1975-2 C.B. 587, as modified by Rev. Proc. 2019-22, 2019-22 I.R.B. 1260, covering racial nondiscrimination? If "No," explain on Part II

YES NO

1

X

2

X

3

X

4a

X

4b

X

4c

X

4d

X

5a

X

5b

X

5c

X

5d

X

5e

X

5f

X

5g

X

5h

X

6a

X

6b

X

7

X

For Paperwork Reduction Act Notice, see the Instructions for Form 990 or 990-EZ.

Schedule E (Form 990) 2023

Part II **Supplemental Information.** Provide the explanations required by Part I, lines 3, 4d, 5h, 6b, and 7, as applicable. Also provide any other additional information. See instructions.

LINE 6 - EXPLANATION OF GOVERNMENT FINANCIAL AID:

FINANCIAL AID OR GOVERNMENT ASSISTANCE EXPLANATION: CAMINO NUEVO CHARTER ACADEMY IS A NETWORK OF CHARTER SCHOOLS PRINCIPALLY FUNDED BY CALIFORNIA AND FEDERAL MONIES RECEIVED THROUGH THE CALIFORNIA DEPARTMENT OF EDUCATION.

DRAFT

**SCHEDULE J
(Form 990)**Department of the Treasury
Internal Revenue Service**Compensation Information**

For certain Officers, Directors, Trustees, Key Employees, and Highest
Compensated Employees
Complete if the organization answered "Yes" on Form 990, Part IV, line 23.
Attach to Form 990.
Go to www.irs.gov/Form990 for instructions and the latest information.

OMB No. 1545-0047

2023Open to Public
Inspection

Name of the organization

CAMINO NUEVO CHARTER ACADEMY

Employer identification number

95-4771789**Part I Questions Regarding Compensation**

1a Check the appropriate box(es) if the organization provided any of the following to or for a person listed on Form 990, Part VII, Section A, line 1a. Complete Part III to provide any relevant information regarding these items.

- | | |
|--------------------------------------------------------------------|----------------------------------------------------------------------------|
| <input type="checkbox"/> First-class or charter travel | <input type="checkbox"/> Housing allowance or residence for personal use |
| <input type="checkbox"/> Travel for companions | <input type="checkbox"/> Payments for business use of personal residence |
| <input type="checkbox"/> Tax indemnification and gross-up payments | <input type="checkbox"/> Health or social club dues or initiation fees |
| <input type="checkbox"/> Discretionary spending account | <input type="checkbox"/> Personal services (such as maid, chauffeur, chef) |

b If any of the boxes on line 1a are checked, did the organization follow a written policy regarding payment or reimbursement or provision of all of the expenses described above? If "No," complete Part III to explain

2 Did the organization require substantiation prior to reimbursing or allowing expenses incurred by all directors, trustees, and officers, including the CEO/Executive Director, regarding the items checked on line 1a?

3 Indicate which, if any, of the following the organization used to establish the compensation of the organization's CEO/Executive Director. Check all that apply. Do not check any boxes for methods used by a related organization to establish compensation of the CEO/Executive Director, but explain in Part III.

- | | |
|--------------------------------------------------------------|-------------------------------------------------------------------------------------|
| <input checked="" type="checkbox"/> Compensation committee | <input type="checkbox"/> Written employment contract |
| <input type="checkbox"/> Independent compensation consultant | <input checked="" type="checkbox"/> Compensation survey or study |
| <input type="checkbox"/> Form 990 of other organizations | <input checked="" type="checkbox"/> Approval by the board or compensation committee |

4 During the year, did any person listed on Form 990, Part VII, Section A, line 1a, with respect to the filing organization or a related organization:

a Receive a severance payment or change-of-control payment?

b Participate in or receive payment from a supplemental nonqualified retirement plan?

c Participate in or receive payment from an equity-based compensation arrangement?

If "Yes" to any of lines 4a-c, list the persons and provide the applicable amounts for each item in Part III.

Only section 501(c)(3), 501(c)(4), and 501(c)(29) organizations must complete lines 5-9.

5 For persons listed on Form 990, Part VII, Section A, line 1a, did the organization pay or accrue any compensation contingent on the revenues of:

a The organization?

b Any related organization?

If "Yes" on line 5a or 5b, describe in Part III.

6 For persons listed on Form 990, Part VII, Section A, line 1a, did the organization pay or accrue any compensation contingent on the net earnings of:

a The organization?

b Any related organization?

If "Yes" on line 6a or 6b, describe in Part III.

7 For persons listed on Form 990, Part VII, Section A, line 1a, did the organization provide any nonfixed payments not described on lines 5 and 6? If "Yes," describe in Part III

8 Were any amounts reported on Form 990, Part VII, paid or accrued pursuant to a contract that was subject to the initial contract exception described in Regulations section 53.4958-4(a)(3)? If "Yes," describe in Part III

9 If "Yes" on line 8, did the organization also follow the rebuttable presumption procedure described in Regulations section 53.4958-6(c)?

Yes No

1b

2

4a

4b

4c

5a

5b

6a

6b

7

8

9

X

X

X

X

X

X

X

X

X

For Paperwork Reduction Act Notice, see the Instructions for Form 990.

Schedule J (Form 990) 2023

Schedule J (Form 990) 2023

CAMINO NUEVO CHARTER ACADEMY**95-4771789**Page **2****Part II Officers, Directors, Trustees, Key Employees, and Highest Compensated Employees.** Use duplicate copies if additional space is needed.

For each individual whose compensation must be reported on Schedule J, report compensation from the organization on row (i) and from related organizations, described in the instructions, on row (ii). Do not list any individuals that aren't listed on Form 990, Part VII.

Note: The sum of columns (B)(i)-(iii) for each listed individual must equal the total amount of Form 990, Part VII, Section A, line 1a, applicable column (D) and (E) amounts for that individual.

(A) Name and Title		(B) Breakdown of W-2 and/or 1099-MISC and/or 1099-NEC compensation			(C) Retirement and other deferred compensation	(D) Nontaxable benefits	(E) Total of columns (B)(i)-(D)	(F) Compensation in column (B) reported as deferred on prior Form 990
		(i) Base compensation	(ii) Bonus & incentive compensation	(iii) Other reportable compensation				
(1) ADRIANA ABICH CHIEF EXECUTIVE OFFICER	(i)	206,138.	600.	156.	42,028.	15,535.	264,457.	0.
	(ii)	0.	0.	0.	0.	0.	0.	0.
(2) RACHEL HAZLEHURST CHIEF ACADEMIC OFFICER - H	(i)	166,642.	11,001.	650.	33,547.	4,692.	216,532.	0.
	(ii)	0.	0.	0.	0.	0.	0.	0.
(3) CHARLES MILLER VP OF SCHOOLS - HSO	(i)	127,403.	3,500.	780.	28,250.	23,930.	183,863.	0.
	(ii)	0.	0.	0.	0.	0.	0.	0.
(4) JOHN LAUGHLIN PRINCIPAL - CAS/EIS	(i)	132,326.	0.	0.	26,737.	14,888.	173,951.	0.
	(ii)	0.	0.	0.	0.	0.	0.	0.
(5) LAWRENCE BOONE II PRINCIPAL - DAL	(i)	134,069.	5,440.	0.	26,832.	6,699.	173,040.	0.
	(ii)	0.	0.	0.	0.	0.	0.	0.
	(i)							
	(ii)							
	(i)							
	(ii)							
	(i)							
	(ii)							
	(i)							
	(ii)							
	(i)							
	(ii)							
	(i)							
	(ii)							
	(i)							
	(ii)							
	(i)							
	(ii)							
	(i)							
	(ii)							

Schedule J (Form 990) 2023

Provide the information, explanation, or descriptions required for Part I, lines 1a, 1b, 3, 4a, 4b, 4c, 5a, 5b, 6a, 6b, 7, and 8, and for Part II. Also complete this part for any additional information.

DRAFT

SCHEDULE O
(Form 990)Department of the Treasury
Internal Revenue Service**Supplemental Information to Form 990 or 990-EZ**Complete to provide information for responses to specific questions on
Form 990 or 990-EZ or to provide any additional information.

Attach to Form 990 or Form 990-EZ.

Go to www.irs.gov/Form990 for the latest information.

OMB No. 1545-0047

2023Open to Public
Inspection

Name of the organization

CAMINO NUEVO CHARTER ACADEMY

Employer identification number

95-4771789

FORM 990, PART VI, SECTION A, LINE 6:

PUEBLO NUEVO EDUCATION AND DEVELOPMENT GROUP (PNEDG) IS THE SOLE CORPORATE
MEMBER OF THE ORGANIZATION.

FORM 990, PART VI, SECTION A, LINE 7B:

PNEDG AS THE SOLE STATUTORY MEMBER HAS THE RIGHTS SET FORTH IN SECTION 5056
OF THE CALIFORNIA NONPROFIT CORPORATION LAW AND TO APPROVE ANY AMENDMENT TO
THE ORGANIZATION'S BYLAWS WHICH WOULD AFFECT THE RIGHTS OF THE SOLE
STATUTORY MEMBER.

FORM 990, PART VI, SECTION A, LINE 8B:

THE ORGANIZATION DOES NOT HAVE ANY COMMITTEE WITH AUTHORITY TO ACT ON
BEHALF OF THE GOVERNING BODY.

FORM 990, PART VI, SECTION B, LINE 11B:

THE FORM 990 IS PREPARED BY THE ORGANIZATION'S OUTSIDE PUBLIC ACCOUNTING
FIRM BASED ON INFORMATION PROVIDED BY MANAGEMENT. ONCE A DRAFT OF THE
RETURN IS AVAILABLE, IT IS REVIEWED BY MANAGEMENT WITH ANY CHANGES OR
REVISIONS INCORPORATED INTO THE FILING. THE REVISED RETURN IS THEN
SUBMITTED TO THE BOARD OF DIRECTORS FOR THEIR REVIEW AND APPROVAL PRIOR TO
SUBMITTING TO THE IRS.

FORM 990, PART VI, SECTION B, LINE 12C:

EACH DIRECTOR, OFFICER AND KEY EMPLOYEE SHALL ANNUALLY SIGN A STATEMENT,
WHICH AFFIRMS THAT SUCH PERSON HAS RECEIVED A COPY OF THE CAMINO NUEVO
CHARTER ACADEMY (CNCA) CONFLICT OF INTEREST POLICY. THE STATEMENT IS

For Paperwork Reduction Act Notice, see the Instructions for Form 990 or 990-EZ.

Schedule O (Form 990) 2023

LHA 332211 11-14-23

Name of the organization	Employer identification number
CAMINO NUEVO CHARTER ACADEMY	95-4771789

DISTRIBUTED FOR SIGNATURE AND COLLECTED BY THE CNCA BOARD SECRETARY DURING THE INITIAL BOARD MEETING OF EACH FISCAL YEAR. MONITORING IS PERFORMED REGULARLY BY THE OFFICERS TO IDENTIFY POTENTIAL CONFLICTS OF INTEREST. ANY QUESTION OF A CONFLICT IS ADDRESSED WITH THE INTERESTED PERSON, WHO IS REQUIRED TO DISCLOSE THE EXISTENCE OF ANY FINANCIAL INTEREST AND BE AFFORDED THE OPPORTUNITY TO DISCLOSE ALL MATERIAL FACTS TO THE BOARD AND EXECUTIVE DIRECTOR. IF A CONFLICT OF INTEREST IS IDENTIFIED, THE APPROPRIATE ACTION IS TAKEN, INCLUDING LIMITATIONS TO THE INDIVIDUAL'S INFLUENCE ON RELATED BUSINESS MATTERS.

FORM 990, PART VI, SECTION B, LINE 15:

THE PROCESS INCLUDES THE FOLLOWING ELEMENTS: (1) REVIEW AND APPROVAL BY THE BOARD OF DIRECTORS, (2) USE OF DATA AS TO COMPARABLE COMPENSATION; AND (3) CONTEMPORANEOUS DOCUMENTATION AND RECORDKEEPING. THE COMPENSATION OF THE PERSON IS REVIEWED AND APPROVED BY THE BOARD OF DIRECTORS PROVIDED THAT PERSONS WITH CONFLICTS OF INTEREST WITH REGARD TO THE COMPENSATION ARRANGEMENT AT ISSUE ARE NOT INVOLVED IN THIS REVIEW OR APPROVAL. COMPARABLE COMPENSATION DATA FOR SIMILARLY QUALIFIED PERSONS IN FUNCTIONALLY COMPARABLE POSITIONS AT SIMILARY SITUATED ORGANIZATIONS ARE USED IN DETERMINING COMPENSATION. THE PROCESS DESCRIBED HERE WAS LAST COMPLETED IN 2024.

FORM 990, PART VI, SECTION C, LINE 19:

BINDERS CONTAINING GOVERNANCE POLICIES, BOARD AGENDAS, MINUTES, AND FINANCIAL REPORTS ARE ALL AVAILABLE AT THE CNCA HOME SUPPORT OFFICE LOCATED AT 3435 W. TEMPLE ST. LOS ANGELES, CA 90026.

FORM 990, PART IX, LINE 11G, OTHER FEES:

Name of the organization

CAMINO NUEVO CHARTER ACADEMY

Employer identification number

95-4771789

SPECIAL EDUCATION SERVICES:

PROGRAM SERVICE EXPENSES 3,084,040.

MANAGEMENT AND GENERAL EXPENSES 0.

FUNDRAISING EXPENSES 0.

TOTAL EXPENSES 3,084,040.

OTHER FEES FOR SERVICES:

PROGRAM SERVICE EXPENSES 3,298,107.

MANAGEMENT AND GENERAL EXPENSES 986,944.

FUNDRAISING EXPENSES 0.

TOTAL EXPENSES 4,285,051.

OTHER STUDENT INSTRUCTIONAL SERVICES:

PROGRAM SERVICE EXPENSES 3,681,033.

MANAGEMENT AND GENERAL EXPENSES 0.

FUNDRAISING EXPENSES 0.

TOTAL EXPENSES 3,681,033.

TOTAL OTHER FEES ON FORM 990, PART IX, LINE 11G, COL A 11,050,124.

FORM 990, PART XII, LINE 2C:

THE PROCESS FOR OVERSIGHT AND SELECTION OF AN INDEPENDENT ACCOUNTANT

HAS NOT CHANGED FROM THE PRIOR YEAR.

**SCHEDULE R
(Form 990)**Department of the Treasury
Internal Revenue Service**Related Organizations and Unrelated Partnerships**
Complete if the organization answered "Yes" on Form 990, Part IV, line 33, 34, 35b, 36, or 37.
Attach to Form 990.Go to www.irs.gov/Form990 for instructions and the latest information.

OMB No. 1545-0047

2023**Open to Public
Inspection**

Name of the organization

CAMINO NUEVO CHARTER ACADEMYEmployer identification number
95-4771789**Part I Identification of Disregarded Entities.** Complete if the organization answered "Yes" on Form 990, Part IV, line 33.

(a) Name, address, and EIN (if applicable) of disregarded entity	(b) Primary activity	(c) Legal domicile (state or foreign country)	(d) Total income	(e) End-of-year assets	(f) Direct controlling entity
GNLA 697 S. BURLINGTON, LLC - 45-5434395 3435 W. TEMPLE STREET LOS ANGELES, CA 90026	SCHOOL FACILITY	CALIFORNIA	472,964.	10,421,339.	GRUPO NUEVO LOS ANGELES
3500 W. TEMPLE, LLC - 45-5434395 3435 W. TEMPLE STREET LOS ANGELES, CA 90026	SCHOOL FACILITY	CALIFORNIA	433,092.	16,166,670.	GRUPO NUEVO LOS ANGELES
FIFTEENTH AND ARDMORE, LLC - 45-5434395 3435 W. TEMPLE STREET LOS ANGELES, CA 90026	SCHOOL FACILITY	CALIFORNIA	222,514.	5,360,963.	GRUPO NUEVO LOS ANGELES
GNLA 669 S. BURLINGTON, LLC - 45-5434395 3435 W. TEMPLE STREET LOS ANGELES, CA 90026	LOW-INCOME HOUSING	CALIFORNIA	132,658.	2,089,856.	GRUPO NUEVO LOS ANGELES

Part II Identification of Related Tax-Exempt Organizations. Complete if the organization answered "Yes" on Form 990, Part IV, line 34, because it had one or more related tax-exempt organizations during the tax year.

(a) Name, address, and EIN of related organization	(b) Primary activity	(c) Legal domicile (state or foreign country)	(d) Exempt Code section	(e) Public charity status (if section 501(c)(3))	(f) Direct controlling entity	(g) Section 512(b)(13) controlled entity?	
						Yes	No
GRUPO NUEVO LOS ANGELES - 45-5434395 3435 W. TEMPLE ST. LOS ANGELES, CA 90026	HOLDING REAL ESTATE FOR CHARTER SCHOOLS	CALIFORNIA	501C3	LINE 12B, II	PUEBLO NUEVO EDUCATION AND DEVELOPMENT GROUP		X
PUEBLO NUEVO EDUCATION AND DEVELOPMENT GROUP - 81-1668428, 3435 W. TEMPLE ST., LOS ANGELES, CA 92006	SUPPORT FOR CHARTER SCHOOLS	CALIFORNIA	501C3	LINE 7	NONE		X

For Paperwork Reduction Act Notice, see the Instructions for Form 990.

Schedule R (Form 990) 2023

Part V Transactions With Related Organizations. Complete if the organization answered "Yes" on Form 990, Part IV, line 34, 35b, or 36.**Note:** Complete line 1 if any entity is listed in Parts II, III, or IV of this schedule.

	Yes	No
1 During the tax year, did the organization engage in any of the following transactions with one or more related organizations listed in Parts II-IV?		
a Receipt of (i) interest, (ii) annuities, (iii) royalties, or (iv) rent from a controlled entity	1a	X
b Gift, grant, or capital contribution to related organization(s)	1b	X
c Gift, grant, or capital contribution from related organization(s)	1c	X
d Loans or loan guarantees to or for related organization(s)	1d	X
e Loans or loan guarantees by related organization(s)	1e	X
f Dividends from related organization(s)	1f	X
g Sale of assets to related organization(s)	1g	X
h Purchase of assets from related organization(s)	1h	X
i Exchange of assets with related organization(s)	1i	X
j Lease of facilities, equipment, or other assets to related organization(s)	1j	X
k Lease of facilities, equipment, or other assets from related organization(s)	1k	X
l Performance of services or membership or fundraising solicitations for related organization(s)	1l	X
m Performance of services or membership or fundraising solicitations by related organization(s)	1m	X
n Sharing of facilities, equipment, mailing lists, or other assets with related organization(s)	1n	X
o Sharing of paid employees with related organization(s)	1o	X
p Reimbursement paid to related organization(s) for expenses	1p	X
q Reimbursement paid by related organization(s) for expenses	1q	X
r Other transfer of cash or property to related organization(s)	1r	X
s Other transfer of cash or property from related organization(s)	1s	X
2 If the answer to any of the above is "Yes," see the instructions for information on who must complete this line, including covered relationships and transaction thresholds.		

(a) Name of related organization	(b) Transaction type (a-s)	(c) Amount involved	(d) Method of determining amount involved
(1)			
(2)			
(3)			
(4)			
(5)			
(6)			

Part VI **Unrelated Organizations Taxable as a Partnership.** Complete if the organization answered "Yes" on Form 990, Part IV, line 37.

Provide the following information for each entity taxed as a partnership through which the organization conducted more than five percent of its activities (measured by total assets or gross revenue) that was not a related organization. See instructions regarding exclusion for certain investment partnerships.

[illegible]

Schedule R (Form 990) 2023

Part VII Supplemental Information

Provide additional information for responses to questions on Schedule R. See instructions.

DRAFT

TAXABLE YEAR

2023

California Exempt Organization
Annual Information Return

328941 12-26-23

FORM

199

Calendar Year 2023 or fiscal year beginning (mm/dd/yyyy) 07/01/2023, and ending (mm/dd/yyyy) 06/30/2024	
Corporation/Organization name CAMINO NUEVO CHARTER ACADEMY	
California corporation number 2150804	
FEIN 95-4771789	
Street address (suite or room) 3435 W. TEMPLE STREET	
City LOS ANGELES	
State CA	
ZIP code 90026	
Foreign country name	
Foreign province/state/county	
Foreign postal code	

A	First return	<input type="checkbox"/> Yes <input checked="" type="checkbox"/> No	I	Did the organization have any changes to its guidelines not reported to the FTB? See instructions	<input type="checkbox"/> Yes <input checked="" type="checkbox"/> No
B	Amended return	<input type="checkbox"/> Yes <input checked="" type="checkbox"/> No	J	If exempt under R&TC Section 23701d, has the organization engaged in political activities? See instructions.	<input type="checkbox"/> Yes <input checked="" type="checkbox"/> No
C	IRC Section 4947(a)(1) trust	<input type="checkbox"/> Yes <input checked="" type="checkbox"/> No	K	Is the organization exempt under R&TC Section 23701g? If "Yes," enter the gross receipts from nonmember sources \$	<input type="checkbox"/> Yes <input checked="" type="checkbox"/> No
D	Final information return?		L	Is the organization a limited liability company?	<input type="checkbox"/> Yes <input checked="" type="checkbox"/> No
	<input type="checkbox"/> Dissolved <input type="checkbox"/> Surrendered (Withdrawn) <input type="checkbox"/> Merged/Reorganized		M	Did the organization file Form 100 or Form 109 to report taxable income?	<input type="checkbox"/> Yes <input checked="" type="checkbox"/> No
E	Check accounting method: (1) <input type="checkbox"/> Cash (2) <input checked="" type="checkbox"/> Accrual (3) <input type="checkbox"/> Other		N	Is the organization under audit by the IRS or has the IRS audited in a prior year?	<input type="checkbox"/> Yes <input checked="" type="checkbox"/> No
F	Federal return filed? (1) <input type="checkbox"/> 990T (2) <input type="checkbox"/> 990PF (3) <input type="checkbox"/> Sch H (990) (4) <input checked="" type="checkbox"/> Other 990 series		O	Is federal Form 1023/1024 pending? Date filed with IRS	<input type="checkbox"/> Yes <input checked="" type="checkbox"/> No
G	Is this a group filing? See instructions	<input type="checkbox"/> Yes <input checked="" type="checkbox"/> No			
H	Is this organization in a group exemption? If "Yes," what is the parent's name?	<input type="checkbox"/> Yes <input checked="" type="checkbox"/> No			

Part I Complete Part I unless not required to file this form. See General Information B and C.

Receipts and Revenues	1	Gross sales or receipts from other sources. From Side 2, Part II, line 8	1	1,541,284	00
	2	Gross dues and assessments from members and affiliates	2		00
	3	Gross contributions, gifts, grants, and similar amounts received STMT 1	3	63,694,075	00
	4	Total gross receipts for filing requirement test. Add line 1 through line 3. This line must be completed. If the result is less than \$50,000, see General Information B	4	65,235,359	00
	5	Cost of goods sold	5		00
	6	Cost or other basis, and sales expenses of assets sold	6	778,058	00
	7	Total costs. Add line 5 and line 6	7	778,058	00
	8	Total gross income. Subtract line 7 from line 4	8	64,457,301	00
Expenses	9	Total expenses and disbursements. From Side 2, Part II, line 18	9	62,497,354	00
	10	Excess of receipts over expenses and disbursements. Subtract line 9 from line 8	10	1,959,947	00
Payments	11	Total payments	11		00
	12	Use tax. See General Information K	12		00
	13	Payments balance. If line 11 is more than line 12, subtract line 12 from line 11	13		00
	14	Use tax balance. If line 12 is more than line 11, subtract line 11 from line 12	14		00
	15	Penalties and interest. See General Information J	15		00
	16	Balance due. Add line 12 and line 15. Then subtract line 11 from the result	16		00
Sign Here	Under penalties of perjury, I declare that I have examined this return, including accompanying schedules and statements, and to the best of my knowledge and belief, it is true, correct, and complete. Declaration of preparer (other than taxpayer) is based on all information of which preparer has any knowledge.				
	Signature of officer		Title CHIEF EXECUTIV	Date	Telephone
Paid Preparer's Use Only	Preparer's signature MARLEN GOMEZ		Date 03/07/25	Check if self-employed	PTIN P01306775
	Firm's name (or yours, if self-employed) and address CLIFTONLARSONALLEN LLP		Firm's FEIN 41-0746749		
	2210 EAST ROUTE 66		Telephone (626) 857-7300		
	GLENDDORA, CA 91740				
May the FTB discuss this return with the preparer shown above? See instructions <input checked="" type="checkbox"/> Yes <input type="checkbox"/> No					

CAMINO NUEVO CHARTER ACADEMY

95-4771789

Part II

Organizations with gross receipts of more than \$50,000 and private foundations regardless of amount of gross receipts - complete Part II or furnish substitute information.

328951 12-26-23

Receipts from Other Sources	1	Gross sales or receipts from all business activities. See instructions	•	1		00
	2	Interest	•	2	1,288,343	00
	3	Dividends	•	3		00
	4	Gross rents	•	4	14,818	00
	5	Gross royalties	•	5		00
	6	Gross amount received from sale of assets (See instructions)	•	6	0	00
	7	Other income	•	7	238,123	00
	8	Total gross sales or receipts from other sources. Add line 1 through line 7. Enter here and on Side 1, Part I, line 1	•	8	1,541,284	00
	9	Contributions, gifts, grants, and similar amounts paid	•	9		00
	10	Disbursements to or for members	•	10		00
	11	Compensation of officers, directors, and trustees	•	11	307,828	00
	12	Other salaries and wages	•	12	22,991,062	00
	13	Interest	•	13	194,796	00
	14	Taxes	•	14	765,534	00
	15	Rents	•	15	4,449,187	00
	16	Depreciation and depletion (See instructions)	•	16	1,435,424	00
	17	Other expenses and disbursements	•	17	32,353,523	00
	18	Total expenses and disbursements. Add line 9 through line 17. Enter here and on Side 1, Part I, line 9	•	18	62,497,354	00

Schedule L Balance Sheet

Beginning of taxable year

End of taxable year

Assets	(a)	(b)	(c)	(d)
1 Cash		29,037,718	•	29,698,362
2 Net accounts receivable		5,613,219	•	5,415,200
3 Net notes receivable			•	
4 Inventories			•	
5 Federal and state government obligations			•	
6 Investments in other bonds			•	
7 Investments in stock			•	
8 Mortgage loans			•	
9 Other investments			•	
10 a Depreciable assets	37,338,665		33,753,807	
b Less accumulated depreciation	10,275,769	27,062,896	7,094,015	26,659,792
11 Land		12,579,941	•	12,579,941
12 Other assets	STMT 6	24,919,279	•	24,796,462
13 Total assets		99,213,053		99,149,757
Liabilities and net worth				
14 Accounts payable		5,824,764	•	4,149,821
15 Contributions, gifts, or grants payable			•	
16 Bonds and notes payable			•	
17 Mortgages payable			•	
18 Other liabilities	STMT 7	47,547,134		47,198,834
19 Capital stock or principal fund			•	
20 Paid-in or capital surplus. Attach reconciliation			•	
21 Retained earnings or income fund		45,841,155	•	47,801,102
22 Total liabilities and net worth		99,213,053		99,149,757

Schedule M-1 Reconciliation of income per books with income per return

Do not complete this schedule if the amount on Schedule L, line 13, column (d), is less than \$50,000.

1 Net income per books	•	1,959,947	7 Income recorded on books this year not included in this return. Attach schedule	•	
2 Federal income tax	•		8 Deductions in this return not charged against book income this year.	•	
3 Excess of capital losses over capital gains	•		Attach schedule	•	
4 Income not recorded on books this year. Attach schedule	•		9 Total. Add line 7 and line 8		
5 Expenses recorded on books this year not deducted in this return. Attach schedule	•		10 Net income per return.		
6 Total. Add line 1 through line 5		1,959,947	Subtract line 9 from line 6		1,959,947

CAMINO NUEVO CHARTER ACADEMY95-4771789

CA 199

CASH CONTRIBUTIONS
INCLUDED ON PART I, LINE 3

STATEMENT 1

CONTRIBUTOR'S NAME	CONTRIBUTOR'S ADDRESS	DATE OF GIFT	AMOUNT
PUEBLO NUEVO EDUCATION AND DEVELOPMENT GROUP (PNEDG)	3435 W TEMPLE STREET LOS ANGELES, CA 90026	06/30/24	55,000.
ANGELO FAMILY CHARITABLE FOUNDATION	1285 AVENUE OF THE AMERICAS NEW YORK, NY 10019	06/30/24	10,000.
UNIDOS US FOUNDATION	1126 16TH STREET NW, SUITE 600 WASHINGTON, DC 20036	06/30/24	12,500.
GREAT PUBLIC SCHOOLS NOW	1150 S. OLIVE ST., SUITE 1325 LOS ANGELES, CA 90015	06/30/24	40,000.
LA PHILHARMONIC	151 S GRAND AVENUE LOS ANGELES, CA 90012	06/30/24	11,440.
THE CHUCK LORRE FAMILY FOUNDATION GRANT	1880 CENTURY PARK EAST SUITE 950 LOS ANGELES, CA 90067	06/30/24	20,000.
TIDES FOUNDATION	1014 TORNEY AVENUE SAN FRANCISCO, CA 94129	06/30/24	5,000.
TOTAL INCLUDED ON LINE 3			153,940.

CAMINO NUEVO CHARTER ACADEMY95-4771789CA 199 GROSS AMOUNT FROM SALE OF ASSETS STATEMENT 2

<u>DESCRIPTION</u>	<u>DATE ACQUIRED</u>	<u>DATE SOLD</u>	<u>METHOD ACQUIRED</u>	
			PURCHASED	
	<u>COST OR OTHER BASIS</u>	<u>DEPREC.</u>	<u>EXPENSE OF SALE</u>	<u>GROSS SALES PRICE</u>
	778,058.	0.	0.	0.
TOTAL TO FORM 199, PAGE 2, LN 6	778,058.	0.	0.	0.

CA 199 OTHER INCOME STATEMENT 3

<u>DESCRIPTION</u>	<u>AMOUNT</u>
FCC E-RATE CREDITS	209,450.
ALL OTHER LOCAL REVENUE	28,673.
TOTAL TO FORM 199, PART II, LINE 7	238,123.

CA 199 COMPENSATION OF OFFICERS, DIRECTORS AND TRUSTEES STATEMENT 4

<u>NAME AND ADDRESS</u>	<u>TITLE AND AVERAGE HRS WORKED/WK</u>	<u>COMPENSATION</u>
ADRIANA ABICH 3435 W. TEMPLE STREET LOS ANGELES, CA 90026	CHIEF EXECUTIVE OFFICER 40.00	307,828.
DAVID GIDLOW 3435 W. TEMPLE STREET LOS ANGELES, CA 90026	CHAIR 1.00	0.
GIL FLORES 3435 W. TEMPLE STREET LOS ANGELES, CA 90026	TREASURER 1.00	0.
ELENA LOPEZ 3435 W. TEMPLE STREET LOS ANGELES, CA 90026	SECRETARY 1.00	0.

CAMINO NUEVO CHARTER ACADEMY95-4771789

FRANKIE JIMENEZ	DIRECTOR	0.
3435 W. TEMPLE STREET	1.00	
LOS ANGELES, CA 90026		

CELIA ALVARADO	DIRECTOR	0.
3435 W. TEMPLE STREET	1.00	
LOS ANGELES, CA 90026		

TAMARA POWERS	DIRECTOR	0.
3435 W. TEMPLE STREET	1.00	
LOS ANGELES, CA 90026		

LIDA JENNINGS	DIRECTOR	0.
3435 W. TEMPLE STREET	1.00	
LOS ANGELES, CA 90026		

JAZMIN ORTEGA	DIRECTOR	0.
3435 W. TEMPLE STREET	1.00	
LOS ANGELES, CA 90026		

RONNIE ARENAS	DIRECTOR	0.
3435 W. TEMPLE STREET	1.00	
LOS ANGELES, CA 90026		

JUAN HERNANDEZ	DIRECTOR	0.
3435 W. TEMPLE STREET	1.00	
LOS ANGELES, CA 90026		

TOTAL TO FORM 199, PART II, LINE 11

307,828.

CAMINO NUEVO CHARTER ACADEMY95-4771789

CA 199	OTHER EXPENSES	STATEMENT 5
DESCRIPTION		AMOUNT
NUTRITION PROGRAM FOOD		1,815,136.
INSTRUCTIONAL MATERIALS		1,310,888.
FIELD TRIPS & PUPIL TRA		685,807.
SPECIAL EDUCATION FEES		637,594.
PENSION PLAN CONTRIBUTIONS		4,779,509.
OTHER EMPLOYEE BENEFITS		1,927,017.
MANAGEMENT FEES		6,112,346.
LEGAL FEES		87,129.
OTHER PROFESSIONAL FEES		11,050,124.
ADVERTISING AND PROMOTION		20,045.
OFFICE EXPENSES		2,177,178.
INFORMATION TECHNOLOGY		589,282.
TRAVEL		97,966.
INSURANCE		51,158.
ALL OTHER EXPENSES		1,012,344.
TOTAL TO FORM 199, PART II, LINE 17		32,353,523.

CA 199	OTHER ASSETS	STATEMENT 6
DESCRIPTION	BEG. OF YEAR	END OF YEAR
PREPAID EXPENSES AND DEFERRED CHARGES	177,895.	320,412.
DUE FROM OTHERS	155,739.	363,130.
INTERCOMPANY RECEIVABLE	148,271.	122,303.
DEPOSITS	5,500.	0.
ROU LEASE ASSET - OPERATING	24,431,874.	23,990,617.
TOTAL TO FORM 199, SCHEDULE L, LINE 12	24,919,279.	24,796,462.

CA 199	OTHER LIABILITIES	STATEMENT 7
DESCRIPTION	BEG. OF YEAR	END OF YEAR
INTERCOMPANY PAYABLES	408,637.	1,332,631.
OPERATING LEASE LIABILITY	24,460,566.	23,874,308.
DEFERRED REVENUE	12,837,486.	12,556,047.
UNSECURED NOTES AND LOANS PAYABLE	9,840,445.	9,435,848.
TOTAL TO FORM 199, SCHEDULE L, LINE 18	47,547,134.	47,198,834.

CAMINO NUEVO CHARTER ACADEMY95-4771789

CA 199

FUND BALANCES

STATEMENT 8

DESCRIPTIONBEG. OF YEAREND OF YEAR

NET ASSETS WITHOUT DONOR RESTRICTIONS

45,494,972.

47,509,275.

NET ASSETS WITH DONOR RESTRICTIONS

346,183.

291,827.

TOTAL TO FORM 199, SCHEDULE L, LINE 21

45,841,155.

47,801,102.

DRAFT

TAXABLE YEAR
2023**Corporation Depreciation
and Amortization**CALIFORNIA FORM
3885

Attach to Form 100 or Form 100W.

FORM 199**FEIN 95-4771789**

Corporation name

California corporation number

CAMINO NUEVO CHARTER ACADEMY**2150804****Part I Election To Expense Certain Property Under IRC Section 179**

1	Maximum deduction under IRC Section 179 for California	1	\$25,000
2	Total cost of IRC Section 179 property placed in service	2	
3	Threshold cost of IRC Section 179 property before reduction in limitation	3	\$200,000
4	Reduction in limitation. Subtract line 3 from line 2. If zero or less, enter -0-	4	
5	Dollar limitation for taxable year. Subtract line 4 from line 1. If zero or less, enter -0-	5	
(a) Description of property		(b) Cost (business use only)	(c) Elected cost
6			
7 Listed property (elected IRC Section 179 cost)		7	
8	Total elected cost of IRC Section 179 property. Add amounts in column (c), line 6 and line 7	8	
9	Tentative deduction. Enter the smaller of line 5 or line 8	9	
10	Carryover of disallowed deduction from prior taxable years	10	
11	Business income limitation. Enter the smaller of business income (not less than zero) or line 5	11	
12	IRC Section 179 expense deduction. Add line 9 and line 10, but do not enter more than line 11	12	
13	Carryover of disallowed deduction to 2024. Add line 9 and line 10, less line 12	13	

Part II Depreciation and Election of Additional First Year Depreciation Deduction Under R&TC Section 24356

(a) Description of property	(b) Date acquired (mm/dd/yyyy)	(c) Cost or other basis	(d) Depreciation allowed or allowable in earlier years	(e) Depreciation method	(f) Life or rate	(g) Depreciation for this year	(h) Additional first year depreciation
14 1 FIXED ASSETS	07/01/23	33,753,807			.000	0	
15	Add the amounts in column (g) and column (h). The total of column (h) may not exceed \$2,000. See instructions for line 14, column (h)					15	

Part III Summary

16	Total: If the corporation is electing: IRC Section 179 expense, add the amount on line 12 and line 15, column (g) or Additional first year depreciation under R&TC Section 24356, add the amounts on line 15, columns (g) and (h) or Depreciation (if no election is made), enter the amount from line 15, column (g)	16	
17	Total depreciation claimed for federal purposes from federal Form 4562, line 22	17	
18	Depreciation adjustment. If line 17 is greater than line 16, enter the difference here and on Form 100 or Form 100W, Side 1, line 6. If line 17 is less than line 16, enter the difference here and on Form 100 or Form 100W, Side 2, line 12. (If California depreciation amounts are used to determine net income before state adjustments on Form 100 or Form 100W, no adjustment is necessary.)	18	

Part IV Amortization

(a) Description of property	(b) Date acquired (mm/dd/yyyy)	(c) Cost or other basis	(d) Amortization allowed or allowable in earlier years	(e) R&TC Section (see instructions)	(f) Period or percentage	(g) Amortization for this year	
19							
20	Total. Add the amounts in column (g)					20	
21	Total amortization claimed for federal purposes from federal Form 4562, line 44					21	
22	Amortization adjustment. If line 21 is greater than line 20, enter the difference here and on Form 100 or Form 100W, Side 1, line 6. If line 21 is less than line 20, enter the difference here and on Form 100 or Form 100W, Side 2, line 12					22	

022

Date Accepted _____

DO NOT MAIL THIS FORM TO THE FTB

TAXABLE YEAR

2023**California e-file Return Authorization for
Exempt Organizations**

FORM

8453-EO

Exempt Organization name

Identifying number

CAMINO NUEVO CHARTER ACADEMY**95-4771789****Part I Electronic Return Information** (whole dollars only)

1	Total gross receipts or unrelated business taxable income (Form 199, line 4 or Form 109, line 5)	1	65,235,359
2	Total gross income or total tax (Form 199, line 8 or Form 109, line 14)	2	64,457,301
3	Total expenses and disbursements (Form 199, line 9)	3	62,497,354
4	Tax due (Form 109, line 23)	4	
5	Overpayment (Form 109, line 24)	5	

Part II Settle Your Account Electronically for Taxable Year 20236 ☐ Direct Deposit of refund (Form 109 only.)7 ☐ Electronic funds withdrawal 7a Amount

7b Withdrawal date (mm/dd/yyyy)

Part III Schedule of Estimated Tax Payments for Taxable Year 2024 (These are NOT installment payments for the current amount the exempt organization owes.)

	First Payment	Second Payment	Third Payment	Fourth Payment
8 Amount				
9 Withdrawal Date				

Part IV Banking Information (Have you verified the exempt organization's banking information?)

10 Routing number _____

11 Account number _____

12 Type of account: ☐ Checking ☐ Savings**Part V Declaration of Officer**

I authorize the exempt organization's account to be settled as designated in Part II. If I check Part II, box 6, I declare that the bank account specified in Part IV for the direct deposit refund agrees with the authorization stated on my return. If I check Part II, box 7, I authorize an electronic funds withdrawal for the amount listed on line 7a and any estimated payment amounts listed on Part III, line 8 from the bank account specified in Part IV.

Under penalties of perjury, I declare that I am an officer of the above exempt organization and that the information I provided to my electronic return originator (ERO), transmitter, or intermediate service provider and the amounts in Part I above agree with the amounts on the corresponding lines of the exempt organization's 2023 California electronic return. To the best of my knowledge and belief, the exempt organization's return is true, correct, and complete. If the exempt organization is filing a balance due return, I understand that if the Franchise Tax Board (FTB) does not receive full and timely payment of the exempt organization's tax liability, the exempt organization will remain liable for the tax liability and all applicable interest and penalties. I authorize the exempt organization return and accompanying schedules and statements be transmitted to the FTB by the ERO, transmitter, or intermediate service provider. If the processing of the exempt organization's return or refund is delayed, I authorize the FTB to disclose to the ERO or intermediate service provider the reason(s) for the delay or the date when the refund was sent.

**Sign
Here**

Signature of officer

Date

**CHIEF EXECUTIVE OFFICER**

Title

Part VI Declaration of Electronic Return Originator (ERO) and Paid Preparer.

I declare that I have reviewed the above exempt organization's return and that the entries on form FTB 8453-EO are complete and correct to the best of my knowledge. (If I am only an intermediate service provider, I understand that I am not responsible for reviewing the exempt organization's return. I declare, however, that form FTB 8453-EO accurately reflects the data on the return.) I have obtained the organization officer's signature on form FTB 8453-EO before transmitting this return to the FTB. I have provided the organization officer with a copy of all forms and information that I will file with the FTB, and I have followed all other requirements described in FTB Pub. 1345, 2023 Handbook for Authorized e-file Providers. I will keep form FTB 8453-EO on file for **four** years from the due date of the return or **four** years from the date the exempt organization return is filed, whichever is later, and I will make a copy available to the FTB upon request. If I am also the paid preparer, under penalties of perjury, I declare that I have examined the above exempt organization's return and accompanying schedules and statements, and to the best of my knowledge and belief, they are true, correct, and complete. I make this declaration based on all information of which I have knowledge.

ERO	ERO's signature	Date	Check if also paid preparer <input checked="" type="checkbox"/>	Check if self-employed <input type="checkbox"/>	ERO's PTIN P01306775
Must Sign	Firm's name (or yours if self-employed) and address	Firm's FEIN 41-0746749			
	CLIFTONLARSONALLEN LLP				
	2210 EAST ROUTE 66				
	GLENDDORA, CA				
					ZIP code 91740

Under penalties of perjury, I declare that I have examined the above organization's return and accompanying schedules and statements, and to the best of my knowledge and belief, they are true, correct, and complete. I make this declaration based on all information of which I have knowledge.

Paid Preparer	Paid preparer's signature	Date	Check if self-employed <input type="checkbox"/>	Paid preparer's PTIN
Must Sign	Firm's name (or yours if self-employed) and address	Firm's FEIN		
				ZIP code

FTB 8453-EO 2023

Coversheet

CEO Update

Section:	XIII. CEO Update
Item:	A. CEO Update
Purpose:	FYI
Submitted by:	
Related Material:	250408 CEO Update vF.pdf



Camino
Nuevo
Charter
Academy

CEO Update



April 8, 2025

Communications Strategy Updates

2024-25 School Year

2024-25 Communications Goals

- Keep families and staff informed
- Maintain visibility of and access to the CEO for school communities, including families and staff
- Offer healthy, productive opportunities for families and staff to give input

Chief's Student Advisory Council (CSAC)

What it is:

8 DAL students meeting regularly with me to give input on priorities and take action at their school

Impact:

- CSAC students are implementing SBAC prep strategies at DAL
- We are getting student input into next year's priorities
- They are helping us craft our messaging for the LAUSD Board about DAL charter renewal

Listener/Learner Events

What it is:

Opportunities to observe staff-facing and family-facing events at school sites in order to increase CEO visibility and stay grounded in what's happening at schools

What I've observed so far this year:

- This year, I've narrowed my focus to **K-2 literacy** classroom walkthroughs.
- I'm seeing a positive trend toward stronger phonics instruction in our K-2 literacy classes—predictable routines, clear strategies, and students confidently working through their lessons across schools and classrooms

Also, as of March, **71%** of HSO team members have participated in at least one Listen/Learn opportunity this school year and **43%** have already participated in at least two.

Focus Groups

What it is:

Small group opportunities for 2-way communication with a specific subset of stakeholders to gather input, stay grounded in what is happening in different parts of the organization, and build buy-in for org-wide initiatives

What I've done recently:

- Workshop for Families (focus on Success Equation)
- Teacher Breakfast with the CEO (focus on Success Equation)
- Parent Breakfast with the CEO (focus on 2024-25 priorities)
- Breakout Session at Success Conference (focus on Success Equation)
- Field Trip with Instructional Directors to MLC

Impact:

- I am hearing a lot of excitement for the new Success Equations!
- I was especially struck by the voices of **our parents who see themselves reflected in them**

State of Camino

What it is:

A set of videos distributed to families and staff members 2x per year (fall and spring) sharing updates on our priorities, finances, and operations

Impact:

- A high degree of transparency about the areas we're doing well and the areas we are working to improve
- Consistency in our messaging to our different stakeholder groups

Q3 Belonging Updates

2024-25 School Year



Dual Enrollment Pathways are Coming to Dalzell Lance High School this Fall

Through a partnership with Los Angeles City College (LACC), our scholars will have the opportunity to complete high school graduation requirements and college courses simultaneously!

Some of the benefits include:

- ❖ Early exposure to college coursework and the higher education system
- ❖ Courses are completely free for students and taught on the Dalzell Lance campus
- ❖ Free access to student services like tutoring, academic advising, etc. at LACC
- ❖ All required materials like textbooks will be provided at no cost
- ❖ The opportunity to complete general education requirements towards an AA/AS degree, saving time and money towards earning a BA/BS degree



Avanzando Program

Avanzando through college equips first year college students with the skills, information, and support systems needed to identify student services, improve academic performance, transfer to a four-year college (if applicable), and ultimately graduate. The Avanzando program offers monthly workshops and events centered around topics critical to college retention and Latinx student success.

- Currently, we are serving 39% of the Class of 2024 student population
- 100% of enrolled students are committed to continuing their education and have enrolled for the Spring 2025 semester
 - Each participant receives 1:1 check-ins on a monthly basis to discuss academics, support needed, self-care tips, and other guidance as needed
- Monthly workshop topics vary from higher education orientation and navigation to career readiness



Avanzando Program



The class of 2024 Avanzando cohort engaging in art projects that reflect their culture, so that they can feel empowered, as it validates their experiences and perspectives. This kind of representation in art can boost confidence and a sense of pride in their culture.



CNCA Scholarship Program

The 2025 CNCA Scholarship application launched on January 24th and closed on February 21st. This year, we saw an incredible level of interest from our senior class!

- 35% of the Class of 2025 applied for a CNCA Scholarship
- This strong participation reflects our students' drive to secure financial support for their college journeys
- Our goal is to continue empowering our students to pursue higher education with financial confidence and pave the way for their long-term success





YOLA Events for 2024-2025



This year has been full of exciting YOLA events!

- In September, Camino students joined a YOLA choir to perform with Natalia Lafourcade and the LA Phil at the Hollywood Bowl.
- In October, a Kayne Siart student toured Columbia alongside other YOLA sites and the LA Phil.
- In February we hosted two Winter Concerts at our Kayne Siart campus.
- In March, two students took part in YOLA's "I Believe" concert at the Beckmen YOLA Center in Inglewood.

And we still have a lot to look forward to, like our Spring Concerts and YOLA Day at Walt Disney Concert Hall!



Future of YOLA at Camino Nuevo

Building on the success of the after-school program on the Kayne Siart campus, we have exciting news! YOLA @ CNCA is coming to the Sandra Cisneros campus!





The Jeri Weiss Mental Health Program

Community Outreach Events

Community Outreach events are aimed to psychoeducate the community about the importance of mental health and provide valuable resources to students and families. By raising awareness, the program helps reduce stigma surrounding mental health issues and encourages individuals to seek help when needed. Ultimately, the community outreach events promote a culture of understanding, empathy, and resilience within the community.

Since August 2024, our Mental Health Team has hosted over 101 Community Outreach Events for Students and Families!





Camino Nuevo Charter Academy, in partnership with Take Action LA, is excited to bring a mental health and wellness event to our community. Join us for a day of learning, community, and activities aimed at improving our wellness. This event is free of charge to all participants. Family members of all ages are welcome.

Saturday, May 17, 2025 from 9AM-2PM
at our Sandra Cisneros Campus



KAYNE SIART



- A walk in honor of Ahmaud Arbery
- All proceeds went to supporting people affected by the Eaton fires.



An Open Air Market

- To build community by sharing food, activities, and movie night!





DALZELL LANCE

Dalzell Lance hosted their annual Honor Roll Ceremony!



- Many students were honored for their academic achievements and attendance and we had special guest Dr. Rocio Rivas and Hugo Soto-Martinez!



CISNEROS

Cisneros hosted a Winter Festival!



- Families came together to share food, play games, sing karaoke, and ride the Christmas train!



CASTELLANOS/EISNER

Castellanos/Eisner hosted a Jaguar Day!



- Students and staff were encouraged to share their Jaguar pride by wearing red!



BURLINGTON

Burlington hosted their first annual 6th Grade Spelling Bee!



- 6th graders competed by spelling grade level words. It was a huge success!




Cross-Site Book Club

Families from all 5 schools started their Book Club sessions.

This year, families are reading *The Anxious Generation* and discussing how they can better support their families with using technology in a healthy way.

All schools will celebrate finishing the book with a cross-site event on Thursday, March 27th!





Success Conference

On 3/28, we had our annual Success Conference, which featured:

- **A lot of school spirit**
- A **keynote panel** of internal speakers moderated by former CNCA leader Atyani Howard
- **16 breakout session offerings**, including Personal Finance, Community Empowerment Through Arts, Empowering Student Voice Through Community Building, Printmaking and Creative Resistance, The Story of the Garifuna People, and more!
- A tear-jerking **awards ceremony**
- **Puppies** to pet
- Lunch, Iced Coffees, and a Doritos nacho bar

Coversheet

Employee Retention Credit Update and Legal Fees Approval

Section:	XIV. Employee Retention Credit Update
Item:	A. Employee Retention Credit Update and Legal Fees Approval
Purpose:	Vote
Submitted by:	
Related Material:	CEO ERC credit.pdf



Employee Retention Credit

20 años | Camino
Nuevo
Charter
Academy



March, 2025

What is the Employee Retention Credit?

The Coronavirus Aid, Relief, and Economic Security Act (CARES Act), enacted on March 27, 2020, provides for an employee retention tax credit (Employee Retention Credit) that is designed to encourage Eligible Employers to keep employees on their payroll despite impacts related to COVID-19. Eligible Employers can claim the Employee Retention Credit, equal to 50 percent of up to \$10,000 in qualified wages (including qualified health plan expenses), on wages paid after March 12, 2020 and before January 1, 2021. Eligible Employers are those businesses, including tax-exempt organizations, with operations that have been fully or partially suspended due to governmental orders due to COVID-19 **OR** that have a significant decline in gross receipts compared to 2019.

Next Steps:

Tax Team:

Michael Williams, Tax Attorney

Marlen Gomez, CLA Auditor

Kayne Siart - IRS approved

Q1 - \$483,885.72

Q2- \$495,803.29

Q3- 104,000

Total - \$ \$1,083,649.01

Attorney fee- 7%- \$75,856.13