



# Camino Nuevo Charter Academy

## CNCA Regular Board Meeting

---

### Date and Time

Tuesday March 8, 2022 at 4:00 PM PST

### Location

Topic: CNCA Regular Board Meeting 03/08/22

Time: Mar 8, 2022 04:00 PM Pacific Time (US and Canada)

Join Zoom Meeting

<https://caminonuevo-org.zoom.us/j/94584397820?pwd=WWYvMjMyV2NZeERHbURDWGIwTUtPZz09>

Meeting ID: 945 8439 7820

Passcode: hdw939

One tap mobile

+16699009128,,94584397820#,,,,\*465350# US (San Jose)

+12532158782,,94584397820#,,,,\*465350# US (Tacoma)

Dial by your location

+1 669 900 9128 US (San Jose)

+1 253 215 8782 US (Tacoma)

+1 346 248 7799 US (Houston)

+1 312 626 6799 US (Chicago)

+1 646 558 8656 US (New York)

+1 301 715 8592 US (Washington DC)

Meeting ID: 945 8439 7820

Passcode: 465350

Find your local number: <https://caminonuevo-org.zoom.us/u/abjtSnLnR0>

---

In accordance with Mayor Garcetti's "Safer at Home" City Order ([Link](#)) and Governor Newsome's State Executive Order ([Link](#)) CNCA will be holding Board Meetings via ZOOM video conference and telephone. No physical CNCA school locations will be open to the public.

This meeting is open to the public through the telephone 1 (669) 900-9128 (US Toll) and [ZOOM](#) video conference. To ensure meeting safety, there will be an online ZOOM waiting room set up for participants 10 minutes prior to the meeting. Attendees will be welcomed in prior to the start of the meeting at 4:00 pm. The waiting room will be checked regularly so that anyone joining the meeting late can still join.

[ZOOM Link](#)

---

Members of the public who wish to address the Board regarding items on this agenda or who need special accommodations should contact Ruby Rodriguez in the Chief Executive Officer's office at 213-417-3400 ext. 1401 or [ruby.rodriguez@pueblonuevo.org](mailto:ruby.rodriguez@pueblonuevo.org). Brown Act regulations restrict the board from discussing and taking action on any subject presented that is not on the agenda. Speakers are limited to no more than 2 minutes each and it is up to the Board President's discretion to lower or increase that time. Speakers may also sign up in person the day of the meeting.

---

## Agenda

	Purpose	Presenter	Time
<b>I. Opening Items</b>			<b>4:00 PM</b>
<b>A.</b> Record Attendance		David Gidlow	1 m
<b>B.</b> Call the Meeting to Order		Cindy Smet	1 m
<b>II. Approve Minutes</b>			<b>4:02 PM</b>
<b>A.</b> 02-10-2022 CNCA Regular Board Meeting Minutes	Approve Minutes	Cindy Smet	1 m
<b>B.</b> 02-25-2022 Board Retreat Minutes	Approve Minutes		1 m
<b>III. Public Comment</b>			<b>4:04 PM</b>
<b>A.</b> 2-Minute Limit per Speaker			5 m
<b>IV. Consent Agenda</b>			<b>4:09 PM</b>
<b>A.</b> Winter Consolidated Applications	Vote	Sonia Oliva	2 m
<b>B.</b> Review Of Taxes			
<b>V. Continuing Remote BOD Meetings</b>			<b>4:11 PM</b>
<b>A.</b> Continuing Remote BOD Meetings	Vote	Cindy Smet	1 m

California's Ralph M. Brown Act has been amended to allow fully virtual board meetings during a state of emergency after the Governor signed Assembly Bill 361 into law on September 16, 2021 with some provisions. Since the guidance from local authorities regarding the safety precautions for COVID-19 is dynamic, the CNCA board must evaluate the need to meet virtually on a regular basis. At each meeting, the CNCA board will:

1. Reconsider the circumstances of the state of emergency and
2. Determine if the state of emergency continues to directly impact the ability of the member to meet safely in person or state or local officials continue to impose or recommend measures to promote social distancing.

	Purpose	Presenter	Time
<b>VI. Financial Reports</b>			<b>4:12 PM</b>
A. Financial Reports	Discuss	Sonia Oliva	20 m
<b>VII. FY21-22 LAUSD Second Interim for CNCA, CNCA#2, CNCA#3, CNCA#4, and CNHS#2.</b>			<b>4:32 PM</b>
A. FY21-22 LAUSD Second Interim for CNCA, CNCA#2, CNCA#3, CNCA#4, and CNHS#2.	Vote	Sonia Oliva	20 m
<b>VIII. Finance Committee Update</b>			<b>4:52 PM</b>
A. Tk Expansion & Enrollment Update	Discuss	Cindy Smet , Gil Flores	10 m
<b>IX. CEO Update</b>			<b>5:02 PM</b>
A. ELO-P Plan	Discuss	Adriana Abich	10 m
<b>X. Academic Update: Intervention Program Progress</b>			<b>5:12 PM</b>
CNCA will provide an update on the Tier 2 Academic Intervention program, including progress toward aligned implementation of a research-based model and iReady subgroup data.			
A. Academic Update: Intervention Program Progress	FYI	Rachel Hazlehurst	32 m
<b>XI. Closed Session</b>			<b>5:44 PM</b>
A. Anticipated Litigation - (G.C. 54956.9(d)(2))	Discuss	Adriana Abich	15 m
<b>XII. Closing Items</b>			<b>5:59 PM</b>
A. Adjourn Meeting	Vote	Cindy Smet	1 m

# Cover Sheet

## 02-10-2022 CNCA Regular Board Meeting Minutes

**Section:** II. Approve Minutes  
**Item:** A. 02-10-2022 CNCA Regular Board Meeting Minutes  
**Purpose:** Approve Minutes  
**Submitted by:**  
**Related Material:**  
Minutes for CNCA Regular Board Meeting on February 10, 2022

APPROVED



# Camino Nuevo Charter Academy

## Minutes

### CNCA Regular Board Meeting

---

#### Date and Time

Thursday February 10, 2022 at 4:00 PM

#### Location

Topic: CNCA Regular Board Meeting 02/10/2022

Time: Feb 10, 2022 04:00 PM Pacific Time (US and Canada)

Join Zoom Meeting

[https://caminonuevo-org.zoom.us/j/93181440229?](https://caminonuevo-org.zoom.us/j/93181440229?pwd=SHhaVjBORlg0UHV5OW55cGI4UnpUQT09)

[pwd=SHhaVjBORlg0UHV5OW55cGI4UnpUQT09](https://caminonuevo-org.zoom.us/j/93181440229?pwd=SHhaVjBORlg0UHV5OW55cGI4UnpUQT09)

Meeting ID: 931 8144 0229

Passcode: yVe786

One tap mobile

+16699009128,,93181440229#,,,,\*872020# US (San Jose)

+13462487799,,93181440229#,,,,\*872020# US (Houston)

Dial by your location

+1 669 900 9128 US (San Jose)

+1 346 248 7799 US (Houston)

+1 253 215 8782 US (Tacoma)

+1 646 558 8656 US (New York)

+1 301 715 8592 US (Washington DC)

+1 312 626 6799 US (Chicago)

Meeting ID: 931 8144 0229

Passcode: 872020

Find your local number: <https://caminonuevo-org.zoom.us/u/abd4iKwgQ9>

---

In accordance with Mayor Garcetti's "Safer at Home" City Order ([Link](#)) and Governor Newsome's State Executive Order( [Link](#)) CNCA will be holding Board Meetings via ZOOM video conference and telephone. No physical CNCA school locations will be open to the public.

This meeting is open to the public through the telephone 1 (669) 900-9128 (US Toll) and [ZOOM](#) video conference. To ensure meeting safety, there will be an online ZOOM waiting room set up for participants 10 minutes prior to the meeting. Attendees will be welcomed in prior to the start of the meeting at 4:00 pm. The waiting room will be checked regularly so that anyone joining the meeting late can still join.

---

[ZOOM Link](#)

Members of the public who wish to address the Board regarding items on this agenda or who need special accommodations should contact Ruby Rodriguez in the Chief Executive Officer's office at 213-417-3400 ext. 1401 or [ruby.rodriguez@pueblonuevo.org](mailto:ruby.rodriguez@pueblonuevo.org). Brown Act regulations restrict the board from discussing and taking action on any subject presented that is not on the agenda. Speakers are limited to no more than 2 minutes each and it is up to the Board President's discretion to lower or increase that time. Speakers may also sign up in person the day of the meeting.

---

**Directors Present**

A. Jimenez Villareal (remote), C. Smet (remote), D. Gidlow (remote), E. Lopez (remote), G. Flores (remote), T. Powers (remote)

**Directors Absent**

C. Garcia Alvarado, J. Ortega, L. Jennings

**Directors who arrived after the meeting opened**

A. Jimenez Villareal

**Guests Present**

A. Abich (remote), A. Skrumbis (remote), R. Rodriguez (remote)

---

**I. Opening Items**

**A. Record Attendance**

A. Jimenez Villareal arrived at 4:10 PM.

**B. Call the Meeting to Order**

C. Smet called a meeting of the board of directors of Camino Nuevo Charter Academy to order on Thursday Feb 10, 2022 at 4:02 PM.

**II. Approve Minutes**

**A. 01-11-2022 CNCA Regular Board Meeting Minutes**

D. Gidlow made a motion to approve the minutes from CNCA Regular Board Meeting on 01-11-22.

G. Flores seconded the motion.

The board **VOTED** to approve the motion.

**Roll Call**

T. Powers	Aye
J. Ortega	Absent
C. Smet	Aye
G. Flores	Aye
E. Lopez	Aye
L. Jennings	Absent
D. Gidlow	Aye
A. Jimenez Villareal	Absent
C. Garcia Alvarado	Absent

**B.**

### 01-07-2022 CNCA Emergency Board Meeting Minutes

T. Powers made a motion to approve the minutes from CNCA Emergency Board Meeting on 01-07-22.

E. Lopez seconded the motion.

The board **VOTED** to approve the motion.

#### Roll Call

T. Powers	Aye
J. Ortega	Absent
C. Smet	Aye
C. Garcia Alvarado	Absent
L. Jennings	Absent
G. Flores	Aye
E. Lopez	Aye
D. Gidlow	Aye
A. Jimenez Villareal	Absent

### C. 12-16-2021 CNCA Special Board Meeting Minutes

C. Smet made a motion to approve the minutes from CNCA Special Board Meeting on 12-16-21.

D. Gidlow seconded the motion.

The board **VOTED** to approve the motion.

#### Roll Call

E. Lopez	Aye
A. Jimenez Villareal	Absent
D. Gidlow	Aye
C. Smet	Aye
T. Powers	Aye
J. Ortega	Absent
C. Garcia Alvarado	Absent
G. Flores	Aye
L. Jennings	Absent

### D. 11-09-2021 CNCA Regular Board Meeting Minutes

G. Flores made a motion to approve the minutes from CNCA Regular Board Meeting on 11-09-21.

T. Powers seconded the motion.

The board **VOTED** to approve the motion.

#### Roll Call

C. Smet	Aye
J. Ortega	Absent
L. Jennings	Absent
A. Jimenez Villareal	Absent
D. Gidlow	Aye
T. Powers	Aye
C. Garcia Alvarado	Absent
E. Lopez	Aye
G. Flores	Aye

## III. Public Comment

### A. 2-Minute Limit per Speaker

There was no public comment.

#### IV. Consent Agenda

##### A. Edgenuity Contract

G. Flores made a motion to approve each of the items contained in the consent agenda.

E. Lopez seconded the motion.

The board **VOTED** to approve the motion.

##### Roll Call

A. Jimenez Villareal	Aye
D. Gidlow	Aye
T. Powers	Aye
L. Jennings	Absent
G. Flores	Aye
E. Lopez	Aye
J. Ortega	Absent
C. Smet	Aye
C. Garcia Alvarado	Absent

##### B. SARC (School Accountability Report Cards)

##### C. 2021-22 LAUSD Compliance Monitoring Certifications: CNCA #1, CNCA #2, CNCA #3, CNCA #4, CNHS #2

#### V. Continuing Remote BOD Meetings

##### A. Continuing Remote BOD Meetings

T. Powers made a motion to continue remote BOD meetings.

D. Gidlow seconded the motion.

The board **VOTED** to approve the motion.

##### Roll Call

A. Jimenez Villareal	Aye
C. Garcia Alvarado	Absent
G. Flores	Aye
E. Lopez	Aye
D. Gidlow	Aye
L. Jennings	Absent
C. Smet	Aye
T. Powers	Aye
J. Ortega	Absent

#### VI. LCAP Mid-Year Update

##### A. One-Time Supplement to the Annual Update for the 2021-22 LCAP

D. Gidlow made a motion to acknowledge receipt by the BOD of the LCAP mid-year update.

C. Smet seconded the motion.

The board **VOTED** to approve the motion.

##### Roll Call

C. Smet	Aye
---------	-----



**Roll Call**

T. Powers	Aye
E. Lopez	Aye
C. Garcia Alvarado	Absent
J. Ortega	Absent
G. Flores	Aye
D. Gidlow	Aye
L. Jennings	Absent
A. Jimenez Villareal	Aye

**VII. 22-23 Academic Calendars**

**A. 22-23 Academic Calendar**

D. Gidlow made a motion to approve the academic calendars for school year 2022-2023.

A. Jimenez Villareal seconded the motion.

The board **VOTED** to approve the motion.

**Roll Call**

J. Ortega	Absent
T. Powers	Aye
G. Flores	Aye
L. Jennings	Absent
D. Gidlow	Aye
A. Jimenez Villareal	Aye
C. Smet	Aye
C. Garcia Alvarado	Absent

**VIII. Financial Reports**

**A. Financial Reports**

Sonia Oliva of ExED presented the current financial reports.

**IX. Closing Items**

**A. Adjourn Meeting**

G. Flores made a motion to adjourn the meeting.

C. Smet seconded the motion.

The board **VOTED** to approve the motion.

**Roll Call**

C. Smet	Aye
L. Jennings	Absent
J. Ortega	Absent
A. Jimenez Villareal	Aye
T. Powers	Aye
G. Flores	Aye
D. Gidlow	Aye
E. Lopez	Aye
C. Garcia Alvarado	Absent

There being no further business to be transacted, and upon motion duly made, seconded and approved, the meeting was adjourned at 4:58 PM.

Respectfully Submitted,

D. Gidlow

# Cover Sheet

## 02-25-2022 Board Retreat Minutes

**Section:** II. Approve Minutes  
**Item:** B. 02-25-2022 Board Retreat Minutes  
**Purpose:** Approve Minutes  
**Submitted by:**  
**Related Material:**  
Minutes for CNCA, PNEDG & GNLA Board Retreat on February 25, 2022

APPROVED



# Camino Nuevo Charter Academy

## Minutes

### CNCA, PNEDG & GNLA Board Retreat

---

#### **Date and Time**

Friday February 25, 2022 at 11:15 AM

#### **Location**

538 Flower St, Los Angeles, CA 90071

---

In accordance with Mayor Garcetti's "Safer at Home" City Order ([Link](#)) and Governor Newsome's State Executive Order ([Link](#)) CNCA will be holding Board Meetings via ZOOM video conference and telephone. No physical CNCA school locations will be open to the public.

This meeting is open to the public through the telephone 1 (669) 900-9128 (US Toll) and [ZOOM](#) video conference. To ensure meeting safety, there will be an online ZOOM waiting room set up for participants 10 minutes prior to the meeting. Attendees will be welcomed in prior to the start of the meeting at 4:00 pm. The waiting room will be checked regularly so that anyone joining the meeting late can still join.

#### [ZOOM Link](#)

Members of the public who wish to address the Board, virtually or in person, regarding items on this agenda or who need special accommodations should contact Ruby Rodriguez in the Chief Executive Officer's office at 213-417-3400 ext. 1401 or [ruby.rodriguez@pueblonuevo.org](mailto:ruby.rodriguez@pueblonuevo.org) Brown Act regulations restrict the board from discussing and taking action on any subject presented that is not on the agenda. Speakers are limited to no more than 2 minutes each and it is up to the Board President's discretion to lower or increase that time. Speakers may also sign up in person the day of the meeting.

---

#### **Directors Present**

A. Jimenez Villareal, C. Garcia Alvarado, C. Smet, D. Gidlow, E. Lopez, G. Flores, L. Jennings, T. Powers

#### **Directors Absent**

---

J. Ortega

**Directors who arrived after the meeting opened**

E. Lopez

**Guests Present**

A. Abich, A. Skrumbis, Jenesis Fonseca, R. Rodriguez

---

**I. Opening Items**

**A. Call the Meeting to Order**

C. Smet called a meeting of the board of directors of Camino Nuevo Charter Academy to order on Friday Feb 25, 2022 at 11:23 AM.  
E. Lopez arrived at 12:30 PM.

**B. Public Comment**

There was no public comment.

**C. Board Chair Welcome**

**II. CEO Update**

**A. CEO Update**

Adriana Abich, CEO of CNCA, provided the CEO's update.

**III. Energizer/Warm Up**

**A. Energizer/Warm Up**

An energizer/warm up activity was lead by board chairs Michael Russell, Cindy Smet and Eric Heggen.

**IV. Recess For Lunch**

**A. Lunch**

The meeting recessed for lunch at 12:30pm.

**V. College & Career Technical Pathways**

**A. College & Career Technical Pathways**

Adriana Abich, CEO of CNCA, led a discussion of post high school college and career technical pathways.

**VI. Governance Session**

**A. Governance Session**

Michael Russell led a discussion of CNCA's governance structure.

**VII. Advancement mini session**

**A.**

### **Advancement Mini Session**

Amber Skrumbis, Director of Development, and Jenesis Fonseca, Associate Director of Communications, led a discussion on creating a culture of philanthropy.

## **VIII. Closing Items**

### **A. Adjourn Meeting**

D. Gidlow made a motion to adjourn the meeting.

L. Jennings seconded the motion.

The board **VOTED** to approve the motion.

#### **Roll Call**

C. Garcia Alvarado Aye

L. Jennings Aye

G. Flores Aye

A. Jimenez Villareal Aye

E. Lopez Aye

D. Gidlow Aye

J. Ortega Absent

C. Smet Aye

T. Powers Aye

There being no further business to be transacted, and upon motion duly made, seconded and approved, the meeting was adjourned at 4:51 PM.

Respectfully Submitted,

D. Gidlow

# Cover Sheet

## Winter Consolidated Applications

**Section:** IV. Consent Agenda  
**Item:** A. Winter Consolidated Applications  
**Purpose:** Vote  
**Submitted by:**  
**Related Material:** ConApp Winter 2021-22\_Certified\_CNHS#1.pdf  
ConApp Winter 2021-22\_Certified\_CNCA#2.pdf  
ConApp Winter 2021-22\_Certified\_CNCA#3.pdf  
ConApp Winter 2021-22\_Certified\_CNCA#1.pdf  
ConApp Winter 2021-22\_Certified\_CNCA#4.pdf  
ConApp Winter 2021-22\_Certified\_CNHS#2.pdf

**California Department of Education****Consolidated Application**

Camino Nuevo Charter Academy (19 64733 6117667)

Status: Certified  
Saved by: ExED Data Management  
Date: 3/1/2022 10:54 AM**2018-19 Title II, Part A Fiscal Year Expenditure Report, Closeout 39 Months**

A report of year-to-date expenditures and encumbrances by activity. Activity period covered is July 1, 2018 through September 30, 2021.

**CDE Program Contact:**Alice Ng (Fiscal), Division Support Office, [ANg@cde.ca.gov](mailto:ANg@cde.ca.gov), 916-323-4636Lisa Fassett (Program), Professional Learning Support & Monitoring Office, [LFassett@cde.ca.gov](mailto:LFassett@cde.ca.gov), 916-323-4963

2018-19 Title II, Part A allocation	\$30,516
2018-19 Title II, Part A total apportionment issued	\$30,516
Transferred-in amount	\$0
Transferred-out amount	\$0
2018-19 Total allocation	\$30,516

**Professional Development Expenditures**

Professional development for teachers	\$30,516
Professional development for administrators	
All other professional development expenditures	

**Recruitment, Training, and Retention Expenditures**

Recruitment activities	
Training activities	
Retention activities	
All other recruitment, training, and retention expenditures	

**Miscellaneous Expenditures**

Class size reduction	
Administrative and indirect costs	
Equitable services for nonprofit private schools	
All other allowable expenditures and encumbrances	
Total expenditures and encumbrances	\$30,516
2018-19 Unspent funds	\$0
Note: CDE will invoice the LEA for the unspent 2018-19 total allocation.	

**\*\*\*Warning\*\*\***

The data in this report may be protected by the Family Educational Rights and Privacy Act (FERPA) and other applicable data privacy laws. Unauthorized access or sharing of this data may constitute a violation of both state and federal law.



Camino Nuevo Charter Academy (19 64733 6117667)

Status: Certified  
Saved by: ExED Data Management  
Date: 3/1/2022 10:54 AM**2018-19 Title III English Learner YTD Expenditure Report, 39 Months**

A report of year-to-date (YTD) expenditures by activity. Activity period covered is July 1, 2018 through September 30, 2021.

**CDE Program Contact:**

Caroline Takahashi, Language Policy and Leadership Office, [CTakahashi@cde.ca.gov](mailto:CTakahashi@cde.ca.gov), 916-323-5739  
Geoffrey Ndirangu, Language Policy and Leadership Office, [GNdirang@cde.ca.gov](mailto:GNdirang@cde.ca.gov), 916-323-5831

**Required and authorized Title III English Learner (EL) student program activities**

An eligible entity receiving funds under the Every Student Succeeds Act section 3115 (c)-(d) shall use the funds for the supplementary services as part of the language instruction program for EL students.

Refer to the Program Information link above for required and authorized EL student program activities.

Refer to the Data Entry Instructions link above for Expenditure Report Instructions.

2018-19 Title III EL student program allocation	\$40,164
2018-19 Title III EL total apportionment issued amount	\$40,164
Transferred-in amount	\$0
2018-19 Total allocation	\$40,164
<b>Object Code - Activity</b>	
1000-1999 Certificated personnel salaries	\$481
2000-2999 Classified personnel salaries	\$29,052
3000-3999 Employee benefits	\$10,631
4000-4999 Books and supplies	\$0
5000-5999 Services and other operating expenditures	\$0
Direct administrative costs (amount cannot exceed 2% of the total apportionment issued amount plus transferred-in amount)	\$0
Indirect costs (LEA can apply its approved indirect rate to the portion of the subgrant that is not reserved for direct administrative costs)	\$0
Total year-to-date expenditures	\$40,164
2018-19 Unspent funds	\$0
Note: CDE will invoice the LEA for the unspent 2018-19 total allocation	

**\*\*\*Warning\*\*\***

The data in this report may be protected by the Family Educational Rights and Privacy Act (FERPA) and other applicable data privacy laws. Unauthorized access or sharing of this data may constitute a violation of both state and federal law.

Camino Nuevo Charter Academy (19 64733 6117667)

Status: Certified  
Saved by: ExED Data Management  
Date: 3/1/2022 10:54 AM**2019-20 Title III English Learner YTD Expenditure Report, 27 Months**

A report of year-to-date (YTD) expenditures by activity. Activity period covered is July 1, 2019 through September 30, 2021.

**Note:** The period of availability of 2019-20 funds has been extended until September 30, 2022.

**CDE Program Contact:**

Caroline Takahashi, Language Policy and Leadership Office, [CTakahashi@cde.ca.gov](mailto:CTakahashi@cde.ca.gov), 916-323-5739  
Geoffrey Ndirangu, Language Policy and Leadership Office, [GNdirang@cde.ca.gov](mailto:GNdirang@cde.ca.gov), 916-323-5831

**Required and authorized Title III English Learner (EL) student program activities**

An eligible entity receiving funds under the Every Student Succeeds Act section 3115 (c)-(d) shall use the funds for the supplementary services as part of the language instruction program for EL students.

Refer to the Program Information link above for required and authorized EL student program activities.

Refer to the Data Entry Instructions link above for Expenditure Report Instructions.

2019-20 Title III EL student program allocation	\$42,856
Transferred-in amount	\$0
2019-20 Total allocation	\$42,856
<b>Object Code - Activity</b>	
1000-1999 Certificated personnel salaries	\$0
2000-2999 Classified personnel salaries	\$29,647
3000-3999 Employee benefits	\$13,209
4000-4999 Books and supplies	\$0
5000-5999 Services and other operating expenditures	\$0
Direct administrative costs (amount cannot exceed 2% of the student program allocation plus transferred-in amount)	\$0
Indirect costs (LEA can apply its approved indirect rate to the portion of the subgrant that is not reserved for direct administrative costs)	\$0
Total year-to-date expenditures	\$42,856
2019-20 Unspent funds	\$0
Note: LEAs have until September 30, 2022 to spend 2019-20 funds and to file a closeout report thereafter.	

**\*\*\*Warning\*\*\***

The data in this report may be protected by the Family Educational Rights and Privacy Act (FERPA) and other applicable data privacy laws. Unauthorized access or sharing of this data may constitute a violation of both state and federal law.

Camino Nuevo Charter Academy (19 64733 6117667)

Status: Certified  
Saved by: ExED Data Management  
Date: 3/1/2022 10:54 AM**2020-21 Title I, Part A LEA Carryover**

Report only expenditures and obligations for fiscal year (FY) 2020-21 allocation to determine funds to be carried over.

**CDE Program Contact:**

Rina DeRose, Title I Policy, Program, and Support Office, [RDeRose@cde.ca.gov](mailto:RDeRose@cde.ca.gov), 916-323-0472

**Carryover Calculation**

2020-21 Title I, Part A LEA allocation	\$329,984
Transferred-in amount	\$0
2020-21 Title I, Part A LEA available allocation	\$329,984
Expenditures and obligations through September 30, 2021	\$329,984
Carryover as of September 30, 2021	\$0
Carryover percent as of September 30, 2021	0.00%

**\*\*\*Warning\*\*\***

The data in this report may be protected by the Family Educational Rights and Privacy Act (FERPA) and other applicable data privacy laws. Unauthorized access or sharing of this data may constitute a violation of both state and federal law.

Camino Nuevo Charter Academy (19 64733 6117667)

Status: Certified  
Saved by: ExED Data Management  
Date: 3/1/2022 10:54 AM**2020-21 Title III English Learner YTD Expenditure Report, 18 Months**

A report of year-to-date (YTD) expenditures by activity. Activity period covered is July 1, 2020 through December 31, 2021.

**CDE Program Contact:**

Caroline Takahashi, Language Policy and Leadership Office, [CTakahashi@cde.ca.gov](mailto:CTakahashi@cde.ca.gov), 916-323-5739  
Geoffrey Ndirangu, Language Policy and Leadership Office, [GNdirang@cde.ca.gov](mailto:GNdirang@cde.ca.gov), 916-323-5831

**Required and authorized Title III English Learner (EL) student program activities**

An eligible entity receiving funds under the Every Student Succeeds Act section 3115 (c)-(d) shall use the funds for the supplementary services as part of the language instruction program for EL students.

Refer to the Program Information link above for required and authorized EL student program activities.

Refer to the Data Entry Instructions link above for Expenditure Report Instructions.

2020-21 Title III EL student program allocation	\$37,507
Transferred-in amount	\$0
2020-21 Total allocation	\$37,507
<b>Object Code - Activity</b>	
1000-1999 Certificated personnel salaries	\$0
2000-2999 Classified personnel salaries	\$28,657
3000-3999 Employee benefits	\$8,850
4000-4999 Books and supplies	\$0
5000-5999 Services and other operating expenditures	\$0
Direct administrative costs (amount cannot exceed 2% of the student program allocation plus transferred-in amount)	\$0
Indirect costs (LEA can apply its approved indirect rate to the portion of the subgrant that is not reserved for direct administrative costs)	\$0
Total year-to-date expenditures	\$37,507
2020-21 Unspent funds	\$0

**\*\*\*Warning\*\*\***

The data in this report may be protected by the Family Educational Rights and Privacy Act (FERPA) and other applicable data privacy laws. Unauthorized access or sharing of this data may constitute a violation of both state and federal law.

**California Department of Education****Consolidated Application**

Camino Nuevo Charter Academy (19 64733 6117667)

Status: Certified

Saved by: ExED Data Management

Date: 3/1/2022 10:54 AM

**2020-21 Title IV, Part A LEA Use of Funds and Carryover**

The purpose of this data collection is to calculate the carryover amount and to collect the year-to-date expenditures by activity level for Title IV, Part A.

**CDE Program Contact:**Kevin Donnelly, Rural Education and Student Support Office , [TitleIV@cde.ca.gov](mailto:TitleIV@cde.ca.gov), 916-319-0942

2020-21 Title IV, Part A LEA allocation	\$24,324
Funds transferred-in amount	\$0
Funds transferred-out amount	\$0
2020-21 Title IV, Part A LEA available allocation	\$24,324

**Expenditures**

Administrative and indirect costs	\$0
Well-Rounded Educational Opportunities activities	\$24,324
Safe and Healthy Students activities	\$0
Effective Use of Technology activities	\$0
Technology Infrastructure	\$0
Carryover as of September 30, 2021	\$0

**\*\*\*Warning\*\*\***

The data in this report may be protected by the Family Educational Rights and Privacy Act (FERPA) and other applicable data privacy laws. Unauthorized access or sharing of this data may constitute a violation of both state and federal law.

Camino Nuevo Charter Academy (19 64733 6117667)

Status: Certified  
Saved by: ExED Data Management  
Date: 3/1/2022 10:54 AM**2021-22 Federal Transferability**

Federal transferability of funds is governed by Title V in ESSA Section 5102. An LEA may transfer Title II, Part A and or Title IV, Part A program funds to other allowable programs. This transferability is not the same as Title V, Part B Alternative Uses of Funds Authority governed by ESEA Section 5211.

**Note:** Funds utilized under Title V, Part B Alternative Uses of Funds Authority are not to be included on this form.

**CDE Program Contact:**

Lisa Fassett, Professional Learning Support & Monitoring Office, [LFassett@cde.ca.gov](mailto:LFassett@cde.ca.gov), 916-323-4963  
Kevin Donnelly, Rural Education and Student Support Office, [TitleIV@cde.ca.gov](mailto:TitleIV@cde.ca.gov), 916-319-0942

**Title II, Part A Transfers**

2021-22 Title II, Part A allocation	\$31,504
Transferred to Title I, Part A	\$0
Transferred to Title I, Part C	
Transferred to Title I, Part D	
Transferred to Title III English Learner	
Transferred to Title III Immigrant	
Transferred to Title IV, Part A	
Transferred to Title V, Part B, Subpart 1 Small, Rural School Achievement Grant	
Transferred to Title V, Part B, Subpart 2 Rural and Low-Income Grant	
Total amount of Title II, Part A funds transferred out	\$0
2021-22 Title II, Part A allocation after transfers out	\$31,504

**Title IV, Part A Transfers**

2021-22 Title IV, Part A allocation	\$23,047
Transferred to Title I, Part A	
Transferred to Title I, Part C	
Transferred to Title I, Part D	
Transferred to Title II, Part A	
Transferred to Title III English Learner	
Transferred to Title III Immigrant	
Transferred to Title V, Part B Subpart 1 Small, Rural School Achievement Grant	
Transferred to Title V, Part B Subpart 2 Rural and Low-Income Grant	
Total amount of Title IV, Part A funds transferred out	\$0
2021-22 Title IV, Part A allocation after transfers out	\$23,047

**\*\*\*Warning\*\*\***

The data in this report may be protected by the Family Educational Rights and Privacy Act (FERPA) and other applicable data privacy laws. Unauthorized access or sharing of this data may constitute a violation of both state and federal law.

**California Department of Education****Consolidated Application**

Camino Nuevo Charter Academy (19 64733 6117667)

Status: Certified  
Saved by: ExED Data Management  
Date: 3/1/2022 10:54 AM**2021-22 Title I, Part A LEA Allocation and Reservations**

To report LEA required and authorized reservations before distributing funds to schools.

**CDE Program Contact:**Sylvia Hanna, Title I Policy, Program, and Support Office, [SHanna@cde.ca.gov](mailto:SHanna@cde.ca.gov), 916-319-0948Rina DeRose, Title I Policy, Program, and Support Office, [RDeRose@cde.ca.gov](mailto:RDeRose@cde.ca.gov), 916-323-0472

2021-22 Title I, Part A LEA allocation (+)	\$299,745
Transferred-in amount (+)	\$0
Nonprofit private school equitable services proportional share amount (-)	\$0
2021-22 Title I, Part A LEA available allocation	\$299,745

**Required Reservations**

Parent and family engagement (If the allocation is greater than \$500,000, then parent and family engagement equals 1% of the allocation minus the nonprofit private school equitable services proportional share amount.)	\$0
School parent and family engagement	\$0
LEA parent and family engagement	\$0
Local neglected institutions Does the LEA have local institutions for neglected children?	
Local neglected institutions reservation	
Local delinquent institutions Does the LEA have local institutions for delinquent children?	
Local delinquent institutions reservation	
Direct or indirect services to homeless children, regardless of their school of attendance	\$100

**Authorized Reservations**

Public school Choice transportation	
Other authorized activities	
2021-22 Approved indirect cost rate	4.28%
Indirect cost reservation	\$0
Administrative reservation	\$0

**Reservation Summary**

Total LEA required and authorized reservations	\$100
School parent and family engagement reservation	\$0
Amount available for Title I, Part A school allocations	\$299,645

**\*\*\*Warning\*\*\***

The data in this report may be protected by the Family Educational Rights and Privacy Act (FERPA) and other applicable data privacy laws. Unauthorized access or sharing of this data may constitute a violation of both state and federal law.

**California Department of Education****Consolidated Application**

Camino Nuevo Charter Academy (19 64733 6117667)

Status: Certified  
Saved by: ExED Data Management  
Date: 3/1/2022 10:54 AM**2021-22 Title II, Part A LEA Allocations**

The purpose of this data collection is to calculate the total allocation amount available to the local educational agency (LEA) for Title II, Part A Supporting Effective Instruction.

**CDE Program Contact:**Alice Ng (Fiscal), Division Support Office, [ANg@cde.ca.gov](mailto:ANg@cde.ca.gov), 916-323-4636Lisa Fassett (Program), Professional Learning Support & Monitoring Office, [LFassett@cde.ca.gov](mailto:LFassett@cde.ca.gov), 916-323-4963

2021-22 Title II, Part A allocation	\$31,504
Transferred-in amount	\$0
Total funds transferred out of Title II, Part A	\$0
Allocation after transfers	\$31,504
Repayment of funds	\$0
2021-22 Total allocation	\$31,504
Administrative and indirect costs	
Equitable services for nonprofit private schools	
2021-22 Title II, Part A adjusted allocation	\$31,504

**\*\*\*Warning\*\*\***

The data in this report may be protected by the Family Educational Rights and Privacy Act (FERPA) and other applicable data privacy laws. Unauthorized access or sharing of this data may constitute a violation of both state and federal law.



Camino Nuevo Charter Academy (19 64733 6117667)

Status: Certified  
Saved by: ExED Data Management  
Date: 3/1/2022 10:54 AM**2021-22 Title III English Learner LEA Allocations and Reservations**

The purpose of this data collection is to show the total allocation amount available to the local educational agency (LEA) for the Title III English Learner (EL) student program and to report required reservations.

**CDE Program Contact:**

Caroline Takahashi, Language Policy and Leadership Office, [CTakahashi@cde.ca.gov](mailto:CTakahashi@cde.ca.gov), 916-323-5739  
Geoffrey Ndirangu, Language Policy and Leadership Office, [GNdirang@cde.ca.gov](mailto:GNdirang@cde.ca.gov), 916-323-5831

**Total Allocation**

2021-22 Title III EL student program allocation	\$42,939
Transferred-in amount	\$0
Repayment of funds	\$0
2021-22 Total allocation	\$42,939

**Allocation Reservations**

Professional development activities	\$0
Program and other authorized activities	\$0
English proficiency and academic achievement	\$42,939
Parent, family, and community engagement	\$0
Direct administrative costs (amount cannot exceed 2% of the student program allocation plus transferred-in amount)	\$0
Indirect costs (LEA can apply its approved indirect rate to the portion of the subgrant that is not reserved for direct administrative costs)	\$0
Total allocation reservations	\$42,939

**\*\*\*Warning\*\*\***

The data in this report may be protected by the Family Educational Rights and Privacy Act (FERPA) and other applicable data privacy laws. Unauthorized access or sharing of this data may constitute a violation of both state and federal law.

**2021-22 Title III English Learner YTD Expenditure Report, 6 Months**

A report of year-to-date (YTD) expenditures by activity. Activity period covered is July 1, 2021 through December 31, 2021.

**CDE Program Contact:**

Caroline Takahashi, Language Policy and Leadership Office, [CTakahashi@cde.ca.gov](mailto:CTakahashi@cde.ca.gov), 916-323-5739  
Geoffrey Ndirangu, Language Policy and Leadership Office, [GNdirang@cde.ca.gov](mailto:GNdirang@cde.ca.gov), 916-323-5831

**Required and authorized Title III English Learner (EL) student program activities**

An eligible entity receiving funds under the Every Student Succeeds Act section 3115 (c)-(d) shall use the funds for the supplementary services as part of the language instruction program for EL students.

Refer to the Program Information link above for required and authorized EL student program activities.

Refer to the Data Entry Instructions link above for Expenditure Report Instructions.

2021-22 Title III EL student program allocation	\$42,939
Transferred-in amount	\$0
2021-22 Total allocation	\$42,939
<b>Object Code - Activity</b>	
1000-1999 Certificated personnel salaries	\$0
2000-2999 Classified personnel salaries	\$0
3000-3999 Employee benefits	\$0
4000-4999 Books and supplies	\$18,611
5000-5999 Services and other operating expenditures	\$0
Direct administrative costs (amount cannot exceed 2% of the student program allocation plus transferred-in amount)	\$0
Indirect costs (LEA can apply its approved indirect rate to the portion of the subgrant that is not reserved for direct administrative costs)	\$0
Total year-to-date expenditures	\$18,611
2021-22 Unspent funds	\$24,328

**\*\*\*Warning\*\*\***

The data in this report may be protected by the Family Educational Rights and Privacy Act (FERPA) and other applicable data privacy laws. Unauthorized access or sharing of this data may constitute a violation of both state and federal law.

**2021-22 Title IV, Part A LEA Allocations**

The purpose of this data collection is to calculate the total allocation amount available to the local educational agency (LEA) for Title IV, Part A and to report reservations.

**CDE Program Contact:**

Kevin Donnelly, Rural Education and Student Support Office , [TitleIV@cde.ca.gov](mailto:TitleIV@cde.ca.gov), 916-319-0942

2021-22 Title IV, Part A LEA allocation	\$23,047
Funds transferred-in amount	\$0
Funds transferred-out amount	\$0
2021-22 Title IV, Part A LEA available allocation	\$23,047
Indirect cost reservation	\$0
Administrative reservation	
Equitable services for nonprofit private schools	
2021-22 Title IV, Part A LEA adjusted allocation	\$23,047

**\*\*\*Warning\*\*\***

The data in this report may be protected by the Family Educational Rights and Privacy Act (FERPA) and other applicable data privacy laws. Unauthorized access or sharing of this data may constitute a violation of both state and federal law.

**2021-22 Consolidation of Administrative Funds**

A request by the local educational agency (LEA) to consolidate administrative funds for specific programs.

**CDE Program Contact:**

Hilary Thomson, Fiscal Oversight and Support Office, [HThomson@cde.ca.gov](mailto:HThomson@cde.ca.gov), 916-323-0765

Title I, Part A Basic SACS Code 3010	No
Title I, Part C Migrant Education SACS Code 3060	No
Title I, Part D Delinquent SACS Code 3025	No
Title II, Part A Supporting Effective Instruction SACS Code 4035	No
Title III English Learner Students - 2% maximum SACS Code 4203	No
Title III Immigrant Students SACS Code 4201	No
Title IV, Part A Student Support - 2% maximum SACS Code 4127	No
Title IV, Part B 21st Century Community Learning Centers SACS Code 4124	No

**\*\*\*Warning\*\*\***

The data in this report may be protected by the Family Educational Rights and Privacy Act (FERPA) and other applicable data privacy laws. Unauthorized access or sharing of this data may constitute a violation of both state and federal law.

**California Department of Education**

Camino Nuevo Charter Academy (19 64733 6117667)

**Consolidated Application**

Status: Certified  
 Saved by: ExED Data Management  
 Date: 3/1/2022 10:54 AM

**2021-22 Title I, Part A School Student Counts**

This data collection contains school-level student data. The information in this data collection will be used by the local educational agency (LEA) to calculate eligibility and ranking for Title I, Part A school allocations.

**CDE Program Contact:**

Rina DeRose, Title I Policy, Program, and Support Office, [RDerose@cde.ca.gov](mailto:RDerose@cde.ca.gov), 916-323-0472

School ranking options Within the LEA

Select the highest to lowest school ranking method

Select a low income measure FRPM

**Explanation of Pre-populated Student Counts**

The data fields in this form, containing total student enrollment counts and eligible low income students ages 5-17 counts, were pre-populated with PRIOR year (Fiscal Year 2020–21) certified data from CALPADS Fall 1 data submission.

**Note:** The LEA may use prior year data or current year data to calculate eligibility and ranking for Title I, Part A school allocations. The LEA may choose to manually enter current year data in place of prior year data.

School Name	School Code	Low Grade Offered	High Grade Offered	Grade Span Group	Student Enrollment	Eligible Low Income Students Ages 5-17
Camino Nuevo Charter Academy	6117667	K	8	1	579	488

**\*\*\*Warning\*\*\***

The data in this report may be protected by the Family Educational Rights and Privacy Act (FERPA) and other applicable data privacy laws. Unauthorized access or sharing of this data may constitute a violation of both state and federal law.

**California Department of Education**

Camino Nuevo Charter Academy (19 64733 6117667)

**Consolidated Application**

Status: Certified  
 Saved by: ExED Data Management  
 Date: 3/1/2022 10:54 AM

**2021-22 Title I, Part A School Allocations**

This report identifies the amount of Title I, Part A funds to be allocated to eligible schools.

**CDE Program Contact:**

Title I Policy, Program, and Support Office , [TitleI@cde.ca.gov](mailto:TitleI@cde.ca.gov), -  
 Rina DeRose, Title I Policy, Program, and Support Office, [RDerose@cde.ca.gov](mailto:RDerose@cde.ca.gov), 916-323-0472

**LEA meets small LEA criteria.**

A local educational agency (LEA) is defined as a small LEA if, based on the school list and the data entered in Title I, Part A School Student Counts, the LEA meets one or both of the following:

- Is a single school LEA
- Has enrollment total for all schools less than 1,000

If applicable, enter a Discretion Code. Use lower case only.

**Allowable Discretion Codes**

- a - Below LEA average and at or above 35% student low income
- d - Waiver for a desegregation plan on file
- e - Grandfather provision
- f - Feeder pattern

Low income measure

FRPM

Ranking Schools Highest to Lowest

Within the LEA

LEA-wide low income %

84.28%

Available Title I, Part A school allocations

\$299,645

Available parent and family engagement reservation

\$0

School Name	School Code	Grade Span Group	Student Enrollment	Eligible Low Income Students Ages 5-17	Low Income Student %	Eligible to be Served	Required to be Served	Ranking	\$ Per Low Income Student	TIA School Allocation	2020-21 Carryover	Parent and Family Engagement	Total School Allocation	Discretion Code
Camino Nuevo Charter Academy	6117667	1	579	488	84.28	*	*	1	614.02	299641.76			299641.76	

**\*\*\*Warning\*\*\***

The data in this report may be protected by the Family Educational Rights and Privacy Act (FERPA) and other applicable data privacy laws. Unauthorized access or sharing of this data may constitute a violation of both state and federal law.

## 2021-22 Title I, Part A School Allocations

This report identifies the amount of Title I, Part A funds to be allocated to eligible schools.

**\*\*\*Warning\*\*\***

The data in this report may be protected by the Family Educational Rights and Privacy Act (FERPA) and other applicable data privacy laws. Unauthorized access or sharing of this data may constitute a violation of both state and federal law.

**2021-22 Title I, Part A Notification of Authorization of Schoolwide Program**

This report provides notification to the California Department of Education of a school's eligibility and local board approval to operate under and report as Schoolwide Program.

**CDE Program Contact:**

Title I Policy, Program, and Support Office , [TitleI@cde.ca.gov](mailto:TitleI@cde.ca.gov), -

Rina DeRose, Title I Policy, Program, and Support Office, [RDeRose@cde.ca.gov](mailto:RDeRose@cde.ca.gov), 916-323-0472

School Name	School Code	Authorized SWP	Low Income %	Local Board Approval Date SWP Plan (MM/DD/YYYY)	Local Board Approval Date SWP Waiver (MM/DD/YYYY)	SIG Approval Date (MM/DD/YYYY)
Camino Nuevo Charter Academy	6117667	Y	100%	11/18/2003		

**\*\*\*Warning\*\*\***

The data in this report may be protected by the Family Educational Rights and Privacy Act (FERPA) and other applicable data privacy laws. Unauthorized access or sharing of this data may constitute a violation of both state and federal law.



**California Department of Education****Consolidated Application**

Camino Nuevo Charter Academy #2 (19 64733 0122861)

Status: Certified  
Saved by: ExED Data Management  
Date: 2/28/2022 12:20 AM**2018-19 Title II, Part A Fiscal Year Expenditure Report, Closeout 39 Months**

A report of year-to-date expenditures and encumbrances by activity. Activity period covered is July 1, 2018 through September 30, 2021.

**CDE Program Contact:**Alice Ng (Fiscal), Division Support Office, [ANg@cde.ca.gov](mailto:ANg@cde.ca.gov), 916-323-4636Lisa Fassett (Program), Professional Learning Support & Monitoring Office, [LFassett@cde.ca.gov](mailto:LFassett@cde.ca.gov), 916-323-4963

2018-19 Title II, Part A allocation	\$33,674
2018-19 Title II, Part A total apportionment issued	\$33,674
Transferred-in amount	\$0
Transferred-out amount	\$0
2018-19 Total allocation	\$33,674

**Professional Development Expenditures**

Professional development for teachers	\$33,674
Professional development for administrators	
All other professional development expenditures	

**Recruitment, Training, and Retention Expenditures**

Recruitment activities	
Training activities	
Retention activities	
All other recruitment, training, and retention expenditures	

**Miscellaneous Expenditures**

Class size reduction	
Administrative and indirect costs	
Equitable services for nonprofit private schools	
All other allowable expenditures and encumbrances	
Total expenditures and encumbrances	\$33,674
2018-19 Unspent funds	\$0
Note: CDE will invoice the LEA for the unspent 2018-19 total allocation.	

**\*\*\*Warning\*\*\***

The data in this report may be protected by the Family Educational Rights and Privacy Act (FERPA) and other applicable data privacy laws. Unauthorized access or sharing of this data may constitute a violation of both state and federal law.

Camino Nuevo Charter Academy #2 (19 64733 0122861)

Status: Certified  
Saved by: ExED Data Management  
Date: 2/28/2022 12:20 AM**2018-19 Title III English Learner YTD Expenditure Report, 39 Months**

A report of year-to-date (YTD) expenditures by activity. Activity period covered is July 1, 2018 through September 30, 2021.

**CDE Program Contact:**

Caroline Takahashi, Language Policy and Leadership Office, [CTakahashi@cde.ca.gov](mailto:CTakahashi@cde.ca.gov), 916-323-5739  
Geoffrey Ndirangu, Language Policy and Leadership Office, [GNdirang@cde.ca.gov](mailto:GNdirang@cde.ca.gov), 916-323-5831

**Required and authorized Title III English Learner (EL) student program activities**

An eligible entity receiving funds under the Every Student Succeeds Act section 3115 (c)-(d) shall use the funds for the supplementary services as part of the language instruction program for EL students.

Refer to the Program Information link above for required and authorized EL student program activities.

Refer to the Data Entry Instructions link above for Expenditure Report Instructions.

2018-19 Title III EL student program allocation	\$35,678
2018-19 Title III EL total apportionment issued amount	\$35,678
Transferred-in amount	\$0
2018-19 Total allocation	\$35,678
<b>Object Code - Activity</b>	
1000-1999 Certificated personnel salaries	\$15,718
2000-2999 Classified personnel salaries	\$0
3000-3999 Employee benefits	\$4,330
4000-4999 Books and supplies	\$4,072
5000-5999 Services and other operating expenditures	\$11,558
Direct administrative costs (amount cannot exceed 2% of the total apportionment issued amount plus transferred-in amount)	\$0
Indirect costs (LEA can apply its approved indirect rate to the portion of the subgrant that is not reserved for direct administrative costs)	\$0
Total year-to-date expenditures	\$35,678
2018-19 Unspent funds	\$0
Note: CDE will invoice the LEA for the unspent 2018-19 total allocation	

**\*\*\*Warning\*\*\***

The data in this report may be protected by the Family Educational Rights and Privacy Act (FERPA) and other applicable data privacy laws. Unauthorized access or sharing of this data may constitute a violation of both state and federal law.

Camino Nuevo Charter Academy #2 (19 64733 0122861)

Status: Certified  
Saved by: ExED Data Management  
Date: 2/28/2022 12:20 AM**2019-20 Title III English Learner YTD Expenditure Report, 27 Months**

A report of year-to-date (YTD) expenditures by activity. Activity period covered is July 1, 2019 through September 30, 2021.

**Note:** The period of availability of 2019-20 funds has been extended until September 30, 2022.

**CDE Program Contact:**

Caroline Takahashi, Language Policy and Leadership Office, [CTakahashi@cde.ca.gov](mailto:CTakahashi@cde.ca.gov), 916-323-5739  
Geoffrey Ndirangu, Language Policy and Leadership Office, [GNdirang@cde.ca.gov](mailto:GNdirang@cde.ca.gov), 916-323-5831

**Required and authorized Title III English Learner (EL) student program activities**

An eligible entity receiving funds under the Every Student Succeeds Act section 3115 (c)-(d) shall use the funds for the supplementary services as part of the language instruction program for EL students.

Refer to the Program Information link above for required and authorized EL student program activities.

Refer to the Data Entry Instructions link above for Expenditure Report Instructions.

2019-20 Title III EL student program allocation	\$34,662
Transferred-in amount	\$0
2019-20 Total allocation	\$34,662
<b>Object Code - Activity</b>	
1000-1999 Certificated personnel salaries	\$16,655
2000-2999 Classified personnel salaries	\$8,863
3000-3999 Employee benefits	\$8,569
4000-4999 Books and supplies	\$575
5000-5999 Services and other operating expenditures	\$0
Direct administrative costs (amount cannot exceed 2% of the student program allocation plus transferred-in amount)	\$0
Indirect costs (LEA can apply its approved indirect rate to the portion of the subgrant that is not reserved for direct administrative costs)	\$0
Total year-to-date expenditures	\$34,662
2019-20 Unspent funds	\$0
Note: LEAs have until September 30, 2022 to spend 2019-20 funds and to file a closeout report thereafter.	

**\*\*\*Warning\*\*\***

The data in this report may be protected by the Family Educational Rights and Privacy Act (FERPA) and other applicable data privacy laws. Unauthorized access or sharing of this data may constitute a violation of both state and federal law.

Camino Nuevo Charter Academy #2 (19 64733 0122861)

Status: Certified  
Saved by: ExED Data Management  
Date: 2/28/2022 12:20 AM**2020-21 Title I, Part A LEA Carryover**

Report only expenditures and obligations for fiscal year (FY) 2020-21 allocation to determine funds to be carried over.

**CDE Program Contact:**

Rina DeRose, Title I Policy, Program, and Support Office, [RDeRose@cde.ca.gov](mailto:RDeRose@cde.ca.gov), 916-323-0472

**Carryover Calculation**

2020-21 Title I, Part A LEA allocation	\$297,324
Transferred-in amount	\$0
2020-21 Title I, Part A LEA available allocation	\$297,324
Expenditures and obligations through September 30, 2021	\$297,324
Carryover as of September 30, 2021	\$0
Carryover percent as of September 30, 2021	0.00%

**\*\*\*Warning\*\*\***

The data in this report may be protected by the Family Educational Rights and Privacy Act (FERPA) and other applicable data privacy laws. Unauthorized access or sharing of this data may constitute a violation of both state and federal law.

Camino Nuevo Charter Academy #2 (19 64733 0122861)

Status: Certified  
Saved by: ExED Data Management  
Date: 2/28/2022 12:20 AM**2020-21 Title III English Learner YTD Expenditure Report, 18 Months**

A report of year-to-date (YTD) expenditures by activity. Activity period covered is July 1, 2020 through December 31, 2021.

**CDE Program Contact:**

Caroline Takahashi, Language Policy and Leadership Office, [CTakahashi@cde.ca.gov](mailto:CTakahashi@cde.ca.gov), 916-323-5739  
Geoffrey Ndirangu, Language Policy and Leadership Office, [GNdirang@cde.ca.gov](mailto:GNdirang@cde.ca.gov), 916-323-5831

**Required and authorized Title III English Learner (EL) student program activities**

An eligible entity receiving funds under the Every Student Succeeds Act section 3115 (c)-(d) shall use the funds for the supplementary services as part of the language instruction program for EL students.

Refer to the Program Information link above for required and authorized EL student program activities.

Refer to the Data Entry Instructions link above for Expenditure Report Instructions.

2020-21 Title III EL student program allocation	\$27,256
Transferred-in amount	\$0
2020-21 Total allocation	\$27,256
<b>Object Code - Activity</b>	
1000-1999 Certificated personnel salaries	\$19,559
2000-2999 Classified personnel salaries	\$0
3000-3999 Employee benefits	\$5,562
4000-4999 Books and supplies	\$0
5000-5999 Services and other operating expenditures	\$2,135
Direct administrative costs (amount cannot exceed 2% of the student program allocation plus transferred-in amount)	\$0
Indirect costs (LEA can apply its approved indirect rate to the portion of the subgrant that is not reserved for direct administrative costs)	\$0
Total year-to-date expenditures	\$27,256
2020-21 Unspent funds	\$0

**\*\*\*Warning\*\*\***

The data in this report may be protected by the Family Educational Rights and Privacy Act (FERPA) and other applicable data privacy laws. Unauthorized access or sharing of this data may constitute a violation of both state and federal law.

**California Department of Education****Consolidated Application**

Camino Nuevo Charter Academy #2 (19 64733 0122861)

Status: Certified  
Saved by: ExED Data Management  
Date: 2/28/2022 12:20 AM**2020-21 Title IV, Part A LEA Use of Funds and Carryover**

The purpose of this data collection is to calculate the carryover amount and to collect the year-to-date expenditures by activity level for Title IV, Part A.

**CDE Program Contact:**Kevin Donnelly, Rural Education and Student Support Office , [TitleIV@cde.ca.gov](mailto:TitleIV@cde.ca.gov), 916-319-0942

2020-21 Title IV, Part A LEA allocation	\$21,314
Funds transferred-in amount	\$0
Funds transferred-out amount	\$0
2020-21 Title IV, Part A LEA available allocation	\$21,314

**Expenditures**

Administrative and indirect costs	\$0
Well-Rounded Educational Opportunities activities	\$21,314
Safe and Healthy Students activities	\$0
Effective Use of Technology activities	\$0
Technology Infrastructure	\$0
Carryover as of September 30, 2021	\$0

**\*\*\*Warning\*\*\***

The data in this report may be protected by the Family Educational Rights and Privacy Act (FERPA) and other applicable data privacy laws. Unauthorized access or sharing of this data may constitute a violation of both state and federal law.

Camino Nuevo Charter Academy #2 (19 64733 0122861)

Status: Certified  
Saved by: ExED Data Management  
Date: 2/28/2022 12:20 AM**2021-22 Federal Transferability**

Federal transferability of funds is governed by Title V in ESSA Section 5102. An LEA may transfer Title II, Part A and or Title IV, Part A program funds to other allowable programs. This transferability is not the same as Title V, Part B Alternative Uses of Funds Authority governed by ESEA Section 5211.

**Note:** Funds utilized under Title V, Part B Alternative Uses of Funds Authority are not to be included on this form.

**CDE Program Contact:**

Lisa Fassett, Professional Learning Support & Monitoring Office, [LFassett@cde.ca.gov](mailto:LFassett@cde.ca.gov), 916-323-4963  
Kevin Donnelly, Rural Education and Student Support Office, [TitleIV@cde.ca.gov](mailto:TitleIV@cde.ca.gov), 916-319-0942

**Title II, Part A Transfers**

2021-22 Title II, Part A allocation	\$31,000
Transferred to Title I, Part A	\$0
Transferred to Title I, Part C	
Transferred to Title I, Part D	
Transferred to Title III English Learner	
Transferred to Title III Immigrant	
Transferred to Title IV, Part A	
Transferred to Title V, Part B, Subpart 1 Small, Rural School Achievement Grant	
Transferred to Title V, Part B, Subpart 2 Rural and Low-Income Grant	
Total amount of Title II, Part A funds transferred out	\$0
2021-22 Title II, Part A allocation after transfers out	\$31,000

**Title IV, Part A Transfers**

2021-22 Title IV, Part A allocation	\$20,766
Transferred to Title I, Part A	
Transferred to Title I, Part C	
Transferred to Title I, Part D	
Transferred to Title II, Part A	
Transferred to Title III English Learner	
Transferred to Title III Immigrant	
Transferred to Title V, Part B Subpart 1 Small, Rural School Achievement Grant	
Transferred to Title V, Part B Subpart 2 Rural and Low-Income Grant	
Total amount of Title IV, Part A funds transferred out	\$0
2021-22 Title IV, Part A allocation after transfers out	\$20,766

**\*\*\*Warning\*\*\***

The data in this report may be protected by the Family Educational Rights and Privacy Act (FERPA) and other applicable data privacy laws. Unauthorized access or sharing of this data may constitute a violation of both state and federal law.

**California Department of Education****Consolidated Application**

Camino Nuevo Charter Academy #2 (19 64733 0122861)

Status: Certified  
Saved by: ExED Data Management  
Date: 2/28/2022 12:20 AM**2021-22 Title I, Part A LEA Allocation and Reservations**

To report LEA required and authorized reservations before distributing funds to schools.

**CDE Program Contact:**Sylvia Hanna, Title I Policy, Program, and Support Office, [SHanna@cde.ca.gov](mailto:SHanna@cde.ca.gov), 916-319-0948Rina DeRose, Title I Policy, Program, and Support Office, [RDeRose@cde.ca.gov](mailto:RDeRose@cde.ca.gov), 916-323-0472

2021-22 Title I, Part A LEA allocation (+)	\$281,231
Transferred-in amount (+)	\$0
Nonprofit private school equitable services proportional share amount (-)	\$0
2021-22 Title I, Part A LEA available allocation	\$281,231

**Required Reservations**

Parent and family engagement (If the allocation is greater than \$500,000, then parent and family engagement equals 1% of the allocation minus the nonprofit private school equitable services proportional share amount.)	\$0
School parent and family engagement	\$0
LEA parent and family engagement	\$0
Local neglected institutions Does the LEA have local institutions for neglected children?	
Local neglected institutions reservation	
Local delinquent institutions Does the LEA have local institutions for delinquent children?	
Local delinquent institutions reservation	
Direct or indirect services to homeless children, regardless of their school of attendance	\$100

**Authorized Reservations**

Public school Choice transportation	
Other authorized activities	
2021-22 Approved indirect cost rate	4.07%
Indirect cost reservation	\$0
Administrative reservation	\$0

**Reservation Summary**

Total LEA required and authorized reservations	\$100
School parent and family engagement reservation	\$0
Amount available for Title I, Part A school allocations	\$281,131

**\*\*\*Warning\*\*\***

The data in this report may be protected by the Family Educational Rights and Privacy Act (FERPA) and other applicable data privacy laws. Unauthorized access or sharing of this data may constitute a violation of both state and federal law.



**California Department of Education****Consolidated Application**

Camino Nuevo Charter Academy #2 (19 64733 0122861)

Status: Certified  
Saved by: ExED Data Management  
Date: 2/28/2022 12:20 AM**2021-22 Title II, Part A LEA Allocations**

The purpose of this data collection is to calculate the total allocation amount available to the local educational agency (LEA) for Title II, Part A Supporting Effective Instruction.

**CDE Program Contact:**Alice Ng (Fiscal), Division Support Office, [ANg@cde.ca.gov](mailto:ANg@cde.ca.gov), 916-323-4636Lisa Fassett (Program), Professional Learning Support & Monitoring Office, [LFassett@cde.ca.gov](mailto:LFassett@cde.ca.gov), 916-323-4963

2021-22 Title II, Part A allocation	\$31,000
Transferred-in amount	\$0
Total funds transferred out of Title II, Part A	\$0
Allocation after transfers	\$31,000
Repayment of funds	\$0
2021-22 Total allocation	\$31,000
Administrative and indirect costs	
Equitable services for nonprofit private schools	
2021-22 Title II, Part A adjusted allocation	\$31,000

**\*\*\*Warning\*\*\***

The data in this report may be protected by the Family Educational Rights and Privacy Act (FERPA) and other applicable data privacy laws. Unauthorized access or sharing of this data may constitute a violation of both state and federal law.

Camino Nuevo Charter Academy #2 (19 64733 0122861)

Status: Certified  
Saved by: ExED Data Management  
Date: 2/28/2022 12:20 AM**2021-22 Title III English Learner LEA Allocations and Reservations**

The purpose of this data collection is to show the total allocation amount available to the local educational agency (LEA) for the Title III English Learner (EL) student program and to report required reservations.

**CDE Program Contact:**

Caroline Takahashi, Language Policy and Leadership Office, [CTakahashi@cde.ca.gov](mailto:CTakahashi@cde.ca.gov), 916-323-5739  
Geoffrey Ndirangu, Language Policy and Leadership Office, [GNdirang@cde.ca.gov](mailto:GNdirang@cde.ca.gov), 916-323-5831

**Total Allocation**

2021-22 Title III EL student program allocation	\$40,365
Transferred-in amount	\$0
Repayment of funds	\$0
2021-22 Total allocation	\$40,365

**Allocation Reservations**

Professional development activities	\$0
Program and other authorized activities	\$0
English proficiency and academic achievement	\$40,365
Parent, family, and community engagement	\$0
Direct administrative costs (amount cannot exceed 2% of the student program allocation plus transferred-in amount)	\$0
Indirect costs (LEA can apply its approved indirect rate to the portion of the subgrant that is not reserved for direct administrative costs)	\$0
Total allocation reservations	\$40,365

**\*\*\*Warning\*\*\***

The data in this report may be protected by the Family Educational Rights and Privacy Act (FERPA) and other applicable data privacy laws. Unauthorized access or sharing of this data may constitute a violation of both state and federal law.

**2021-22 Title III English Learner YTD Expenditure Report, 6 Months**

A report of year-to-date (YTD) expenditures by activity. Activity period covered is July 1, 2021 through December 31, 2021.

**CDE Program Contact:**

Caroline Takahashi, Language Policy and Leadership Office, [CTakahashi@cde.ca.gov](mailto:CTakahashi@cde.ca.gov), 916-323-5739  
Geoffrey Ndirangu, Language Policy and Leadership Office, [GNdirang@cde.ca.gov](mailto:GNdirang@cde.ca.gov), 916-323-5831

**Required and authorized Title III English Learner (EL) student program activities**

An eligible entity receiving funds under the Every Student Succeeds Act section 3115 (c)-(d) shall use the funds for the supplementary services as part of the language instruction program for EL students.

Refer to the Program Information link above for required and authorized EL student program activities.

Refer to the Data Entry Instructions link above for Expenditure Report Instructions.

2021-22 Title III EL student program allocation	\$40,365
Transferred-in amount	\$0
2021-22 Total allocation	\$40,365
<b>Object Code - Activity</b>	
1000-1999 Certificated personnel salaries	\$0
2000-2999 Classified personnel salaries	\$0
3000-3999 Employee benefits	\$0
4000-4999 Books and supplies	\$12,470
5000-5999 Services and other operating expenditures	\$0
Direct administrative costs (amount cannot exceed 2% of the student program allocation plus transferred-in amount)	\$0
Indirect costs (LEA can apply its approved indirect rate to the portion of the subgrant that is not reserved for direct administrative costs)	\$0
Total year-to-date expenditures	\$12,470
2021-22 Unspent funds	\$27,895

**\*\*\*Warning\*\*\***

The data in this report may be protected by the Family Educational Rights and Privacy Act (FERPA) and other applicable data privacy laws. Unauthorized access or sharing of this data may constitute a violation of both state and federal law.

**2021-22 Title IV, Part A LEA Allocations**

The purpose of this data collection is to calculate the total allocation amount available to the local educational agency (LEA) for Title IV, Part A and to report reservations.

**CDE Program Contact:**

Kevin Donnelly, Rural Education and Student Support Office , [TitleIV@cde.ca.gov](mailto:TitleIV@cde.ca.gov), 916-319-0942

2021-22 Title IV, Part A LEA allocation	\$20,766
Funds transferred-in amount	\$0
Funds transferred-out amount	\$0
2021-22 Title IV, Part A LEA available allocation	\$20,766
Indirect cost reservation	\$0
Administrative reservation	\$0
Equitable services for nonprofit private schools	\$0
2021-22 Title IV, Part A LEA adjusted allocation	\$20,766

**\*\*\*Warning\*\*\***

The data in this report may be protected by the Family Educational Rights and Privacy Act (FERPA) and other applicable data privacy laws. Unauthorized access or sharing of this data may constitute a violation of both state and federal law.

**2021-22 Consolidation of Administrative Funds**

A request by the local educational agency (LEA) to consolidate administrative funds for specific programs.

**CDE Program Contact:**

Hilary Thomson, Fiscal Oversight and Support Office, [HThomson@cde.ca.gov](mailto:HThomson@cde.ca.gov), 916-323-0765

Title I, Part A Basic SACS Code 3010	No
Title I, Part C Migrant Education SACS Code 3060	No
Title I, Part D Delinquent SACS Code 3025	No
Title II, Part A Supporting Effective Instruction SACS Code 4035	No
Title III English Learner Students - 2% maximum SACS Code 4203	No
Title III Immigrant Students SACS Code 4201	No
Title IV, Part A Student Support - 2% maximum SACS Code 4127	No
Title IV, Part B 21st Century Community Learning Centers SACS Code 4124	No

**\*\*\*Warning\*\*\***

The data in this report may be protected by the Family Educational Rights and Privacy Act (FERPA) and other applicable data privacy laws. Unauthorized access or sharing of this data may constitute a violation of both state and federal law.

**California Department of Education**

Camino Nuevo Charter Academy #2 (19 64733 0122861)

**Consolidated Application**

Status: Certified  
 Saved by: ExED Data Management  
 Date: 2/28/2022 12:20 AM

**2021-22 Title I, Part A School Student Counts**

This data collection contains school-level student data. The information in this data collection will be used by the local educational agency (LEA) to calculate eligibility and ranking for Title I, Part A school allocations.

**CDE Program Contact:**

Rina DeRose, Title I Policy, Program, and Support Office, [RDerose@cde.ca.gov](mailto:RDerose@cde.ca.gov), 916-323-0472

School ranking options Within the LEA

Select the highest to lowest school ranking method

Select a low income measure FRPM

**Explanation of Pre-populated Student Counts**

The data fields in this form, containing total student enrollment counts and eligible low income students ages 5-17 counts, were pre-populated with PRIOR year (Fiscal Year 2020–21) certified data from CALPADS Fall 1 data submission.

**Note:** The LEA may use prior year data or current year data to calculate eligibility and ranking for Title I, Part A school allocations. The LEA may choose to manually enter current year data in place of prior year data.

School Name	School Code	Low Grade Offered	High Grade Offered	Grade Span Group	Student Enrollment	Eligible Low Income Students Ages 5-17
Camino Nuevo Charter Academy #2	0122861	K	8	1	677	583

**\*\*\*Warning\*\*\***

The data in this report may be protected by the Family Educational Rights and Privacy Act (FERPA) and other applicable data privacy laws. Unauthorized access or sharing of this data may constitute a violation of both state and federal law.

## 2021-22 Title I, Part A School Allocations

This report identifies the amount of Title I, Part A funds to be allocated to eligible schools.

### CDE Program Contact:

Title I Policy, Program, and Support Office , [TitleI@cde.ca.gov](mailto:TitleI@cde.ca.gov), -  
Rina DeRose, Title I Policy, Program, and Support Office, [RDerose@cde.ca.gov](mailto:RDerose@cde.ca.gov), 916-323-0472

### LEA meets small LEA criteria.

A local educational agency (LEA) is defined as a small LEA if, based on the school list and the data entered in Title I, Part A School Student Counts, the LEA meets one or both of the following:

- Is a single school LEA
- Has enrollment total for all schools less than 1,000

If applicable, enter a Discretion Code. Use lower case only.

### Allowable Discretion Codes

- a - Below LEA average and at or above 35% student low income
- d - Waiver for a desegregation plan on file
- e - Grandfather provision
- f - Feeder pattern

Low income measure	FRPM
Ranking Schools Highest to Lowest	Within the LEA
LEA-wide low income %	86.12%
Available Title I, Part A school allocations	\$281,131
Available parent and family engagement reservation	\$0

School Name	School Code	Grade Span Group	Student Enrollment	Eligible Low Income Students Ages 5-17	Low Income Student %	Eligible to be Served	Required to be Served	Ranking	\$ Per Low Income Student	TIA School Allocation	2020-21 Carryover	Parent and Family Engagement	Total School Allocation	Discretion Code
Camino Nuevo Charter Academy #2	0122861	1	677	583	86.12	*	*	1	482.21	281128.43			281128.43	

### \*\*\*Warning\*\*\*

The data in this report may be protected by the Family Educational Rights and Privacy Act (FERPA) and other applicable data privacy laws. Unauthorized access or sharing of this data may constitute a violation of both state and federal law.

## 2021-22 Title I, Part A School Allocations

This report identifies the amount of Title I, Part A funds to be allocated to eligible schools.

**\*\*\*Warning\*\*\***

The data in this report may be protected by the Family Educational Rights and Privacy Act (FERPA) and other applicable data privacy laws. Unauthorized access or sharing of this data may constitute a violation of both state and federal law.



**2021-22 Title I, Part A Notification of Authorization of Schoolwide Program**

This report provides notification to the California Department of Education of a school's eligibility and local board approval to operate under and report as Schoolwide Program.

**CDE Program Contact:**

Title I Policy, Program, and Support Office , [TitleI@cde.ca.gov](mailto:TitleI@cde.ca.gov), -  
Rina DeRose, Title I Policy, Program, and Support Office, [RDerose@cde.ca.gov](mailto:RDerose@cde.ca.gov), 916-323-0472

School Name	School Code	Authorized SWP	Low Income %	Local Board Approval Date SWP Plan (MM/DD/YYYY)	Local Board Approval Date SWP Waiver (MM/DD/YYYY)	SIG Approval Date (MM/DD/YYYY)
Camino Nuevo Charter Academy #2	0122861	Y	96%	11/09/2010		

**\*\*\*Warning\*\*\***

The data in this report may be protected by the Family Educational Rights and Privacy Act (FERPA) and other applicable data privacy laws. Unauthorized access or sharing of this data may constitute a violation of both state and federal law.

**California Department of Education****Consolidated Application**

Camino Nuevo Elementary #3 (19 64733 0122564)

Status: Certified  
Saved by: ExED Data Management  
Date: 2/27/2022 11:55 PM**2018-19 Title II, Part A Fiscal Year Expenditure Report, Closeout 39 Months**

A report of year-to-date expenditures and encumbrances by activity. Activity period covered is July 1, 2018 through September 30, 2021.

**CDE Program Contact:**Alice Ng (Fiscal), Division Support Office, [ANg@cde.ca.gov](mailto:ANg@cde.ca.gov), 916-323-4636Lisa Fassett (Program), Professional Learning Support & Monitoring Office, [LFassett@cde.ca.gov](mailto:LFassett@cde.ca.gov), 916-323-4963

2018-19 Title II, Part A allocation	\$41,889
2018-19 Title II, Part A total apportionment issued	\$41,889
Transferred-in amount	\$0
Transferred-out amount	\$0
2018-19 Total allocation	\$41,889

**Professional Development Expenditures**

Professional development for teachers	\$41,889
Professional development for administrators	
All other professional development expenditures	

**Recruitment, Training, and Retention Expenditures**

Recruitment activities	
Training activities	
Retention activities	
All other recruitment, training, and retention expenditures	

**Miscellaneous Expenditures**

Class size reduction	
Administrative and indirect costs	
Equitable services for nonprofit private schools	
All other allowable expenditures and encumbrances	
Total expenditures and encumbrances	\$41,889
2018-19 Unspent funds	\$0
Note: CDE will invoice the LEA for the unspent 2018-19 total allocation.	

**\*\*\*Warning\*\*\***

The data in this report may be protected by the Family Educational Rights and Privacy Act (FERPA) and other applicable data privacy laws. Unauthorized access or sharing of this data may constitute a violation of both state and federal law.

Camino Nuevo Elementary #3 (19 64733 0122564)

Status: Certified  
Saved by: ExED Data Management  
Date: 2/27/2022 11:55 PM**2018-19 Title III English Learner YTD Expenditure Report, 39 Months**

A report of year-to-date (YTD) expenditures by activity. Activity period covered is July 1, 2018 through September 30, 2021.

**CDE Program Contact:**

Caroline Takahashi, Language Policy and Leadership Office, [CTakahashi@cde.ca.gov](mailto:CTakahashi@cde.ca.gov), 916-323-5739  
Geoffrey Ndirangu, Language Policy and Leadership Office, [GNdirang@cde.ca.gov](mailto:GNdirang@cde.ca.gov), 916-323-5831

**Required and authorized Title III English Learner (EL) student program activities**

An eligible entity receiving funds under the Every Student Succeeds Act section 3115 (c)-(d) shall use the funds for the supplementary services as part of the language instruction program for EL students.

Refer to the Program Information link above for required and authorized EL student program activities.

Refer to the Data Entry Instructions link above for Expenditure Report Instructions.

2018-19 Title III EL student program allocation	\$49,992
2018-19 Title III EL total apportionment issued amount	\$49,992
Transferred-in amount	\$0
2018-19 Total allocation	\$49,992
<b>Object Code - Activity</b>	
1000-1999 Certificated personnel salaries	\$39,405
2000-2999 Classified personnel salaries	\$0
3000-3999 Employee benefits	\$10,587
4000-4999 Books and supplies	\$0
5000-5999 Services and other operating expenditures	\$0
Direct administrative costs (amount cannot exceed 2% of the total apportionment issued amount plus transferred-in amount)	\$0
Indirect costs (LEA can apply its approved indirect rate to the portion of the subgrant that is not reserved for direct administrative costs)	\$0
Total year-to-date expenditures	\$49,992
2018-19 Unspent funds	\$0
Note: CDE will invoice the LEA for the unspent 2018-19 total allocation	

**\*\*\*Warning\*\*\***

The data in this report may be protected by the Family Educational Rights and Privacy Act (FERPA) and other applicable data privacy laws. Unauthorized access or sharing of this data may constitute a violation of both state and federal law.

Camino Nuevo Elementary #3 (19 64733 0122564)

Status: Certified  
Saved by: ExED Data Management  
Date: 2/27/2022 11:55 PM**2019-20 Title III English Learner YTD Expenditure Report, 27 Months**

A report of year-to-date (YTD) expenditures by activity. Activity period covered is July 1, 2019 through September 30, 2021.

**Note:** The period of availability of 2019-20 funds has been extended until September 30, 2022.

**CDE Program Contact:**

Caroline Takahashi, Language Policy and Leadership Office, [CTakahashi@cde.ca.gov](mailto:CTakahashi@cde.ca.gov), 916-323-5739  
Geoffrey Ndirangu, Language Policy and Leadership Office, [GNdirang@cde.ca.gov](mailto:GNdirang@cde.ca.gov), 916-323-5831

**Required and authorized Title III English Learner (EL) student program activities**

An eligible entity receiving funds under the Every Student Succeeds Act section 3115 (c)-(d) shall use the funds for the supplementary services as part of the language instruction program for EL students.

Refer to the Program Information link above for required and authorized EL student program activities.

Refer to the Data Entry Instructions link above for Expenditure Report Instructions.

2019-20 Title III EL student program allocation	\$46,843
Transferred-in amount	\$0
2019-20 Total allocation	\$46,843
<b>Object Code - Activity</b>	
1000-1999 Certificated personnel salaries	\$36,540
2000-2999 Classified personnel salaries	\$0
3000-3999 Employee benefits	\$10,303
4000-4999 Books and supplies	\$0
5000-5999 Services and other operating expenditures	\$0
Direct administrative costs (amount cannot exceed 2% of the student program allocation plus transferred-in amount)	\$0
Indirect costs (LEA can apply its approved indirect rate to the portion of the subgrant that is not reserved for direct administrative costs)	\$0
Total year-to-date expenditures	\$46,843
2019-20 Unspent funds	\$0
Note: LEAs have until September 30, 2022 to spend 2019-20 funds and to file a closeout report thereafter.	

**\*\*\*Warning\*\*\***

The data in this report may be protected by the Family Educational Rights and Privacy Act (FERPA) and other applicable data privacy laws. Unauthorized access or sharing of this data may constitute a violation of both state and federal law.

Camino Nuevo Elementary #3 (19 64733 0122564)

Status: Certified  
Saved by: ExED Data Management  
Date: 2/27/2022 11:55 PM**2020-21 Title I, Part A LEA Carryover**

Report only expenditures and obligations for fiscal year (FY) 2020-21 allocation to determine funds to be carried over.

**CDE Program Contact:**

Rina DeRose, Title I Policy, Program, and Support Office, [RDeRose@cde.ca.gov](mailto:RDeRose@cde.ca.gov), 916-323-0472

**Carryover Calculation**

2020-21 Title I, Part A LEA allocation	\$373,470
Transferred-in amount	\$0
2020-21 Title I, Part A LEA available allocation	\$373,470
Expenditures and obligations through September 30, 2021	\$373,470
Carryover as of September 30, 2021	\$0
Carryover percent as of September 30, 2021	0.00%

**\*\*\*Warning\*\*\***

The data in this report may be protected by the Family Educational Rights and Privacy Act (FERPA) and other applicable data privacy laws. Unauthorized access or sharing of this data may constitute a violation of both state and federal law.

**2020-21 Title III English Learner YTD Expenditure Report, 18 Months**

A report of year-to-date (YTD) expenditures by activity. Activity period covered is July 1, 2020 through December 31, 2021.

**CDE Program Contact:**

Caroline Takahashi, Language Policy and Leadership Office, [CTakahashi@cde.ca.gov](mailto:CTakahashi@cde.ca.gov), 916-323-5739  
Geoffrey Ndirangu, Language Policy and Leadership Office, [GNdirang@cde.ca.gov](mailto:GNdirang@cde.ca.gov), 916-323-5831

**Required and authorized Title III English Learner (EL) student program activities**

An eligible entity receiving funds under the Every Student Succeeds Act section 3115 (c)-(d) shall use the funds for the supplementary services as part of the language instruction program for EL students.

Refer to the Program Information link above for required and authorized EL student program activities.

Refer to the Data Entry Instructions link above for Expenditure Report Instructions.

2020-21 Title III EL student program allocation	\$46,310
Transferred-in amount	\$0
2020-21 Total allocation	\$46,310
<b>Object Code - Activity</b>	
1000-1999 Certificated personnel salaries	\$0
2000-2999 Classified personnel salaries	\$28,628
3000-3999 Employee benefits	\$8,791
4000-4999 Books and supplies	\$8,891
5000-5999 Services and other operating expenditures	\$0
Direct administrative costs (amount cannot exceed 2% of the student program allocation plus transferred-in amount)	\$0
Indirect costs (LEA can apply its approved indirect rate to the portion of the subgrant that is not reserved for direct administrative costs)	\$0
Total year-to-date expenditures	\$46,310
2020-21 Unspent funds	\$0

**\*\*\*Warning\*\*\***

The data in this report may be protected by the Family Educational Rights and Privacy Act (FERPA) and other applicable data privacy laws. Unauthorized access or sharing of this data may constitute a violation of both state and federal law.

**2020-21 Title IV, Part A LEA Use of Funds and Carryover**

The purpose of this data collection is to calculate the carryover amount and to collect the year-to-date expenditures by activity level for Title IV, Part A.

**CDE Program Contact:**

Kevin Donnelly, Rural Education and Student Support Office , [TitleIV@cde.ca.gov](mailto:TitleIV@cde.ca.gov), 916-319-0942

2020-21 Title IV, Part A LEA allocation	\$27,515
Funds transferred-in amount	\$0
Funds transferred-out amount	\$0
2020-21 Title IV, Part A LEA available allocation	\$27,515

**Expenditures**

Administrative and indirect costs	\$0
Well-Rounded Educational Opportunities activities	\$2,648
Safe and Healthy Students activities	\$0
Effective Use of Technology activities	\$0
Technology Infrastructure	\$24,867
Carryover as of September 30, 2021	\$0

**\*\*\*Warning\*\*\***

The data in this report may be protected by the Family Educational Rights and Privacy Act (FERPA) and other applicable data privacy laws. Unauthorized access or sharing of this data may constitute a violation of both state and federal law.

Camino Nuevo Elementary #3 (19 64733 0122564)

Status: Certified  
Saved by: ExED Data Management  
Date: 2/27/2022 11:55 PM**2021-22 Federal Transferability**

Federal transferability of funds is governed by Title V in ESSA Section 5102. An LEA may transfer Title II, Part A and or Title IV, Part A program funds to other allowable programs. This transferability is not the same as Title V, Part B Alternative Uses of Funds Authority governed by ESEA Section 5211.

**Note:** Funds utilized under Title V, Part B Alternative Uses of Funds Authority are not to be included on this form.

**CDE Program Contact:**

Lisa Fassett, Professional Learning Support & Monitoring Office, [LFassett@cde.ca.gov](mailto:LFassett@cde.ca.gov), 916-323-4963  
Kevin Donnelly, Rural Education and Student Support Office, [TitleIV@cde.ca.gov](mailto:TitleIV@cde.ca.gov), 916-319-0942

**Title II, Part A Transfers**

2021-22 Title II, Part A allocation	\$38,547
Transferred to Title I, Part A	\$0
Transferred to Title I, Part C	\$0
Transferred to Title I, Part D	\$0
Transferred to Title III English Learner	\$0
Transferred to Title III Immigrant	\$0
Transferred to Title IV, Part A	\$0
Transferred to Title V, Part B, Subpart 1 Small, Rural School Achievement Grant	\$0
Transferred to Title V, Part B, Subpart 2 Rural and Low-Income Grant	\$0
Total amount of Title II, Part A funds transferred out	\$0
2021-22 Title II, Part A allocation after transfers out	\$38,547

**Title IV, Part A Transfers**

2021-22 Title IV, Part A allocation	\$26,084
Transferred to Title I, Part A	\$0
Transferred to Title I, Part C	\$0
Transferred to Title I, Part D	\$0
Transferred to Title II, Part A	\$0
Transferred to Title III English Learner	\$0
Transferred to Title III Immigrant	\$0
Transferred to Title V, Part B Subpart 1 Small, Rural School Achievement Grant	\$0
Transferred to Title V, Part B Subpart 2 Rural and Low-Income Grant	\$0
Total amount of Title IV, Part A funds transferred out	\$0
2021-22 Title IV, Part A allocation after transfers out	\$26,084

**\*\*\*Warning\*\*\***

The data in this report may be protected by the Family Educational Rights and Privacy Act (FERPA) and other applicable data privacy laws. Unauthorized access or sharing of this data may constitute a violation of both state and federal law.



**California Department of Education****Consolidated Application**

Camino Nuevo Elementary #3 (19 64733 0122564)

Status: Certified  
Saved by: ExED Data Management  
Date: 2/27/2022 11:55 PM**2021-22 Title I, Part A LEA Allocation and Reservations**

To report LEA required and authorized reservations before distributing funds to schools.

**CDE Program Contact:**Sylvia Hanna, Title I Policy, Program, and Support Office, [SHanna@cde.ca.gov](mailto:SHanna@cde.ca.gov), 916-319-0948Rina DeRose, Title I Policy, Program, and Support Office, [RDeRose@cde.ca.gov](mailto:RDeRose@cde.ca.gov), 916-323-0472

2021-22 Title I, Part A LEA allocation (+)	\$353,256
Transferred-in amount (+)	\$0
Nonprofit private school equitable services proportional share amount (-)	\$0
2021-22 Title I, Part A LEA available allocation	\$353,256

**Required Reservations**

Parent and family engagement (If the allocation is greater than \$500,000, then parent and family engagement equals 1% of the allocation minus the nonprofit private school equitable services proportional share amount.)	\$0
School parent and family engagement	\$0
LEA parent and family engagement	\$0
Local neglected institutions Does the LEA have local institutions for neglected children?	
Local neglected institutions reservation	
Local delinquent institutions Does the LEA have local institutions for delinquent children?	
Local delinquent institutions reservation	
Direct or indirect services to homeless children, regardless of their school of attendance	\$100

**Authorized Reservations**

Public school Choice transportation	\$0
Other authorized activities	\$0
2021-22 Approved indirect cost rate	5.93%
Indirect cost reservation	\$0
Administrative reservation	\$0

**Reservation Summary**

Total LEA required and authorized reservations	\$100
School parent and family engagement reservation	\$0
Amount available for Title I, Part A school allocations	\$353,156

**\*\*\*Warning\*\*\***

The data in this report may be protected by the Family Educational Rights and Privacy Act (FERPA) and other applicable data privacy laws. Unauthorized access or sharing of this data may constitute a violation of both state and federal law.

**2021-22 Title II, Part A LEA Allocations**

The purpose of this data collection is to calculate the total allocation amount available to the local educational agency (LEA) for Title II, Part A Supporting Effective Instruction.

**CDE Program Contact:**

Alice Ng (Fiscal), Division Support Office, [ANg@cde.ca.gov](mailto:ANg@cde.ca.gov), 916-323-4636

Lisa Fassett (Program), Professional Learning Support & Monitoring Office, [LFassett@cde.ca.gov](mailto:LFassett@cde.ca.gov), 916-323-4963

2021-22 Title II, Part A allocation	\$38,547
Transferred-in amount	\$0
Total funds transferred out of Title II, Part A	\$0
Allocation after transfers	\$38,547
Repayment of funds	\$0
2021-22 Total allocation	\$38,547
Administrative and indirect costs	\$0
Equitable services for nonprofit private schools	\$0
2021-22 Title II, Part A adjusted allocation	\$38,547

**\*\*\*Warning\*\*\***

The data in this report may be protected by the Family Educational Rights and Privacy Act (FERPA) and other applicable data privacy laws. Unauthorized access or sharing of this data may constitute a violation of both state and federal law.

Camino Nuevo Elementary #3 (19 64733 0122564)

Status: Certified  
Saved by: ExED Data Management  
Date: 2/27/2022 11:55 PM**2021-22 Title III English Learner LEA Allocations and Reservations**

The purpose of this data collection is to show the total allocation amount available to the local educational agency (LEA) for the Title III English Learner (EL) student program and to report required reservations.

**CDE Program Contact:**

Caroline Takahashi, Language Policy and Leadership Office, [CTakahashi@cde.ca.gov](mailto:CTakahashi@cde.ca.gov), 916-323-5739  
Geoffrey Ndirangu, Language Policy and Leadership Office, [GNdirang@cde.ca.gov](mailto:GNdirang@cde.ca.gov), 916-323-5831

**Total Allocation**

2021-22 Title III EL student program allocation	\$44,577
Transferred-in amount	\$0
Repayment of funds	\$0
2021-22 Total allocation	\$44,577

**Allocation Reservations**

Professional development activities	\$0
Program and other authorized activities	\$0
English proficiency and academic achievement	\$44,577
Parent, family, and community engagement	\$0
Direct administrative costs (amount cannot exceed 2% of the student program allocation plus transferred-in amount)	\$0
Indirect costs (LEA can apply its approved indirect rate to the portion of the subgrant that is not reserved for direct administrative costs)	\$0
Total allocation reservations	\$44,577

**\*\*\*Warning\*\*\***

The data in this report may be protected by the Family Educational Rights and Privacy Act (FERPA) and other applicable data privacy laws. Unauthorized access or sharing of this data may constitute a violation of both state and federal law.

**2021-22 Title III English Learner YTD Expenditure Report, 6 Months**

A report of year-to-date (YTD) expenditures by activity. Activity period covered is July 1, 2021 through December 31, 2021.

**CDE Program Contact:**

Caroline Takahashi, Language Policy and Leadership Office, [CTakahashi@cde.ca.gov](mailto:CTakahashi@cde.ca.gov), 916-323-5739  
Geoffrey Ndirangu, Language Policy and Leadership Office, [GNdirang@cde.ca.gov](mailto:GNdirang@cde.ca.gov), 916-323-5831

**Required and authorized Title III English Learner (EL) student program activities**

An eligible entity receiving funds under the Every Student Succeeds Act section 3115 (c)-(d) shall use the funds for the supplementary services as part of the language instruction program for EL students.

Refer to the Program Information link above for required and authorized EL student program activities.

Refer to the Data Entry Instructions link above for Expenditure Report Instructions.

2021-22 Title III EL student program allocation	\$44,577
Transferred-in amount	\$0
2021-22 Total allocation	\$44,577
<b>Object Code - Activity</b>	
1000-1999 Certificated personnel salaries	\$0
2000-2999 Classified personnel salaries	\$0
3000-3999 Employee benefits	\$0
4000-4999 Books and supplies	\$16,894
5000-5999 Services and other operating expenditures	\$0
Direct administrative costs (amount cannot exceed 2% of the student program allocation plus transferred-in amount)	\$0
Indirect costs (LEA can apply its approved indirect rate to the portion of the subgrant that is not reserved for direct administrative costs)	\$0
Total year-to-date expenditures	\$16,894
2021-22 Unspent funds	\$27,683

**\*\*\*Warning\*\*\***

The data in this report may be protected by the Family Educational Rights and Privacy Act (FERPA) and other applicable data privacy laws. Unauthorized access or sharing of this data may constitute a violation of both state and federal law.

**2021-22 Title IV, Part A LEA Allocations**

The purpose of this data collection is to calculate the total allocation amount available to the local educational agency (LEA) for Title IV, Part A and to report reservations.

**CDE Program Contact:**

Kevin Donnelly, Rural Education and Student Support Office , [TitleIV@cde.ca.gov](mailto:TitleIV@cde.ca.gov), 916-319-0942

2021-22 Title IV, Part A LEA allocation	\$26,084
Funds transferred-in amount	\$0
Funds transferred-out amount	\$0
2021-22 Title IV, Part A LEA available allocation	\$26,084
Indirect cost reservation	\$0
Administrative reservation	\$0
Equitable services for nonprofit private schools	\$0
2021-22 Title IV, Part A LEA adjusted allocation	\$26,084

**\*\*\*Warning\*\*\***

The data in this report may be protected by the Family Educational Rights and Privacy Act (FERPA) and other applicable data privacy laws. Unauthorized access or sharing of this data may constitute a violation of both state and federal law.

**2021-22 Consolidation of Administrative Funds**

A request by the local educational agency (LEA) to consolidate administrative funds for specific programs.

**CDE Program Contact:**

Hilary Thomson, Fiscal Oversight and Support Office, [HThomson@cde.ca.gov](mailto:HThomson@cde.ca.gov), 916-323-0765

Title I, Part A Basic SACS Code 3010	No
Title I, Part C Migrant Education SACS Code 3060	No
Title I, Part D Delinquent SACS Code 3025	No
Title II, Part A Supporting Effective Instruction SACS Code 4035	No
Title III English Learner Students - 2% maximum SACS Code 4203	No
Title III Immigrant Students SACS Code 4201	No
Title IV, Part A Student Support - 2% maximum SACS Code 4127	No
Title IV, Part B 21st Century Community Learning Centers SACS Code 4124	No

**\*\*\*Warning\*\*\***

The data in this report may be protected by the Family Educational Rights and Privacy Act (FERPA) and other applicable data privacy laws. Unauthorized access or sharing of this data may constitute a violation of both state and federal law.

**California Department of Education**

Camino Nuevo Elementary #3 (19 64733 0122564)

**Consolidated Application**

Status: Certified  
 Saved by: ExED Data Management  
 Date: 2/27/2022 11:55 PM

**2021-22 Title I, Part A School Student Counts**

This data collection contains school-level student data. The information in this data collection will be used by the local educational agency (LEA) to calculate eligibility and ranking for Title I, Part A school allocations.

**CDE Program Contact:**

Rina DeRose, Title I Policy, Program, and Support Office, [RDerose@cde.ca.gov](mailto:RDerose@cde.ca.gov), 916-323-0472

School ranking options Within the LEA

Select the highest to lowest school ranking method

Select a low income measure FRPM

**Explanation of Pre-populated Student Counts**

The data fields in this form, containing total student enrollment counts and eligible low income students ages 5-17 counts, were pre-populated with PRIOR year (Fiscal Year 2020–21) certified data from CALPADS Fall 1 data submission.

**Note:** The LEA may use prior year data or current year data to calculate eligibility and ranking for Title I, Part A school allocations. The LEA may choose to manually enter current year data in place of prior year data.

School Name	School Code	Low Grade Offered	High Grade Offered	Grade Span Group	Student Enrollment	Eligible Low Income Students Ages 5-17
Camino Nuevo Elementary #3	0122564	K	8	1	695	638

**\*\*\*Warning\*\*\***

The data in this report may be protected by the Family Educational Rights and Privacy Act (FERPA) and other applicable data privacy laws. Unauthorized access or sharing of this data may constitute a violation of both state and federal law.

## 2021-22 Title I, Part A School Allocations

This report identifies the amount of Title I, Part A funds to be allocated to eligible schools.

### CDE Program Contact:

Title I Policy, Program, and Support Office , [TitleI@cde.ca.gov](mailto:TitleI@cde.ca.gov), -  
Rina DeRose, Title I Policy, Program, and Support Office, [RDerose@cde.ca.gov](mailto:RDerose@cde.ca.gov), 916-323-0472

### LEA meets small LEA criteria.

A local educational agency (LEA) is defined as a small LEA if, based on the school list and the data entered in Title I, Part A School Student Counts, the LEA meets one or both of the following:

Is a single school LEA

Has enrollment total for all schools less than 1,000

If applicable, enter a Discretion Code. Use lower case only.

### Allowable Discretion Codes

a - Below LEA average and at or above 35% student low income

d - Waiver for a desegregation plan on file

e - Grandfather provision

f - Feeder pattern

Low income measure

FRPM

Ranking Schools Highest to Lowest

Within the LEA

LEA-wide low income %

91.80%

Available Title I, Part A school allocations

\$353,156

Available parent and family engagement reservation

\$0

School Name	School Code	Grade Span Group	Student Enrollment	Eligible Low Income Students Ages 5-17	Low Income Student %	Eligible to be Served	Required to be Served	Ranking	\$ Per Low Income Student	TIA School Allocation	2020-21 Carryover	Parent and Family Engagement	Total School Allocation	Discretion Code
Camino Nuevo Elementary #3	0122564	1	695	638	91.80	*	*	1	553.53	353152.14			353152.14	

### \*\*\*Warning\*\*\*

The data in this report may be protected by the Family Educational Rights and Privacy Act (FERPA) and other applicable data privacy laws. Unauthorized access or sharing of this data may constitute a violation of both state and federal law.



## 2021-22 Title I, Part A School Allocations

This report identifies the amount of Title I, Part A funds to be allocated to eligible schools.

**\*\*\*Warning\*\*\***

The data in this report may be protected by the Family Educational Rights and Privacy Act (FERPA) and other applicable data privacy laws. Unauthorized access or sharing of this data may constitute a violation of both state and federal law.

**2021-22 Title I, Part A Notification of Authorization of Schoolwide Program**

This report provides notification to the California Department of Education of a school's eligibility and local board approval to operate under and report as Schoolwide Program.

**CDE Program Contact:**

Title I Policy, Program, and Support Office , [TitleI@cde.ca.gov](mailto:TitleI@cde.ca.gov), -  
Rina DeRose, Title I Policy, Program, and Support Office, [RDeRose@cde.ca.gov](mailto:RDeRose@cde.ca.gov), 916-323-0472

School Name	School Code	Authorized SWP	Low Income %	Local Board Approval Date SWP Plan (MM/DD/YYYY)	Local Board Approval Date SWP Waiver (MM/DD/YYYY)	SIG Approval Date (MM/DD/YYYY)
Camino Nuevo Elementary #3	0122564	Y	98%	11/09/2010		

**\*\*\*Warning\*\*\***

The data in this report may be protected by the Family Educational Rights and Privacy Act (FERPA) and other applicable data privacy laws. Unauthorized access or sharing of this data may constitute a violation of both state and federal law.

**California Department of Education****Consolidated Application**

Camino Nuevo Charter Academy #4 (19 64733 0124826)

Status: Certified  
Saved by: ExED Data Management  
Date: 2/28/2022 12:37 AM**2018-19 Title II, Part A Fiscal Year Expenditure Report, Closeout 39 Months**

A report of year-to-date expenditures and encumbrances by activity. Activity period covered is July 1, 2018 through September 30, 2021.

**CDE Program Contact:**Alice Ng (Fiscal), Division Support Office, [ANg@cde.ca.gov](mailto:ANg@cde.ca.gov), 916-323-4636Lisa Fassett (Program), Professional Learning Support & Monitoring Office, [LFassett@cde.ca.gov](mailto:LFassett@cde.ca.gov), 916-323-4963

2018-19 Title II, Part A allocation	\$32,399
2018-19 Title II, Part A total apportionment issued	\$32,399
Transferred-in amount	\$0
Transferred-out amount	\$0
2018-19 Total allocation	\$32,399

**Professional Development Expenditures**

Professional development for teachers	\$32,399
Professional development for administrators	\$0
All other professional development expenditures	\$0

**Recruitment, Training, and Retention Expenditures**

Recruitment activities	
Training activities	
Retention activities	
All other recruitment, training, and retention expenditures	

**Miscellaneous Expenditures**

Class size reduction	
Administrative and indirect costs	
Equitable services for nonprofit private schools	
All other allowable expenditures and encumbrances	
Total expenditures and encumbrances	\$32,399
2018-19 Unspent funds	\$0
Note: CDE will invoice the LEA for the unspent 2018-19 total allocation.	

**\*\*\*Warning\*\*\***

The data in this report may be protected by the Family Educational Rights and Privacy Act (FERPA) and other applicable data privacy laws. Unauthorized access or sharing of this data may constitute a violation of both state and federal law.

Camino Nuevo Charter Academy #4 (19 64733 0124826)

Status: Certified  
Saved by: ExED Data Management  
Date: 2/28/2022 12:37 AM**2018-19 Title III English Learner YTD Expenditure Report, 39 Months**

A report of year-to-date (YTD) expenditures by activity. Activity period covered is July 1, 2018 through September 30, 2021.

**CDE Program Contact:**

Caroline Takahashi, Language Policy and Leadership Office, [CTakahashi@cde.ca.gov](mailto:CTakahashi@cde.ca.gov), 916-323-5739  
Geoffrey Ndirangu, Language Policy and Leadership Office, [GNdirang@cde.ca.gov](mailto:GNdirang@cde.ca.gov), 916-323-5831

**Required and authorized Title III English Learner (EL) student program activities**

An eligible entity receiving funds under the Every Student Succeeds Act section 3115 (c)-(d) shall use the funds for the supplementary services as part of the language instruction program for EL students.

Refer to the Program Information link above for required and authorized EL student program activities.

Refer to the Data Entry Instructions link above for Expenditure Report Instructions.

2018-19 Title III EL student program allocation	\$27,773
2018-19 Title III EL total apportionment issued amount	\$27,773
Transferred-in amount	\$0
2018-19 Total allocation	\$27,773
<b>Object Code - Activity</b>	
1000-1999 Certificated personnel salaries	\$10,961
2000-2999 Classified personnel salaries	\$10,281
3000-3999 Employee benefits	\$6,531
4000-4999 Books and supplies	\$0
5000-5999 Services and other operating expenditures	\$0
Direct administrative costs (amount cannot exceed 2% of the total apportionment issued amount plus transferred-in amount)	\$0
Indirect costs (LEA can apply its approved indirect rate to the portion of the subgrant that is not reserved for direct administrative costs)	\$0
Total year-to-date expenditures	\$27,773
2018-19 Unspent funds	\$0
Note: CDE will invoice the LEA for the unspent 2018-19 total allocation	

**\*\*\*Warning\*\*\***

The data in this report may be protected by the Family Educational Rights and Privacy Act (FERPA) and other applicable data privacy laws. Unauthorized access or sharing of this data may constitute a violation of both state and federal law.

Camino Nuevo Charter Academy #4 (19 64733 0124826)

Status: Certified  
Saved by: ExED Data Management  
Date: 2/28/2022 12:37 AM**2019-20 Title III English Learner YTD Expenditure Report, 27 Months**

A report of year-to-date (YTD) expenditures by activity. Activity period covered is July 1, 2019 through September 30, 2021.

**Note:** The period of availability of 2019-20 funds has been extended until September 30, 2022.

**CDE Program Contact:**

Caroline Takahashi, Language Policy and Leadership Office, [CTakahashi@cde.ca.gov](mailto:CTakahashi@cde.ca.gov), 916-323-5739  
Geoffrey Ndirangu, Language Policy and Leadership Office, [GNdirang@cde.ca.gov](mailto:GNdirang@cde.ca.gov), 916-323-5831

**Required and authorized Title III English Learner (EL) student program activities**

An eligible entity receiving funds under the Every Student Succeeds Act section 3115 (c)-(d) shall use the funds for the supplementary services as part of the language instruction program for EL students.

Refer to the Program Information link above for required and authorized EL student program activities.

Refer to the Data Entry Instructions link above for Expenditure Report Instructions.

2019-20 Title III EL student program allocation	\$26,356
Transferred-in amount	\$0
2019-20 Total allocation	\$26,356
<b>Object Code - Activity</b>	
1000-1999 Certificated personnel salaries	\$0
2000-2999 Classified personnel salaries	\$20,402
3000-3999 Employee benefits	\$5,954
4000-4999 Books and supplies	\$0
5000-5999 Services and other operating expenditures	\$0
Direct administrative costs (amount cannot exceed 2% of the student program allocation plus transferred-in amount)	\$0
Indirect costs (LEA can apply its approved indirect rate to the portion of the subgrant that is not reserved for direct administrative costs)	\$0
Total year-to-date expenditures	\$26,356
2019-20 Unspent funds	\$0
Note: LEAs have until September 30, 2022 to spend 2019-20 funds and to file a closeout report thereafter.	

**\*\*\*Warning\*\*\***

The data in this report may be protected by the Family Educational Rights and Privacy Act (FERPA) and other applicable data privacy laws. Unauthorized access or sharing of this data may constitute a violation of both state and federal law.

Camino Nuevo Charter Academy #4 (19 64733 0124826)

Status: Certified  
Saved by: ExED Data Management  
Date: 2/28/2022 12:37 AM**2020-21 Title I, Part A LEA Carryover**

Report only expenditures and obligations for fiscal year (FY) 2020-21 allocation to determine funds to be carried over.

**CDE Program Contact:**

Rina DeRose, Title I Policy, Program, and Support Office, [RDeRose@cde.ca.gov](mailto:RDeRose@cde.ca.gov), 916-323-0472

**Carryover Calculation**

2020-21 Title I, Part A LEA allocation	\$275,084
Transferred-in amount	\$0
2020-21 Title I, Part A LEA available allocation	\$275,084
Expenditures and obligations through September 30, 2021	\$275,084
Carryover as of September 30, 2021	\$0
Carryover percent as of September 30, 2021	0.00%

**\*\*\*Warning\*\*\***

The data in this report may be protected by the Family Educational Rights and Privacy Act (FERPA) and other applicable data privacy laws. Unauthorized access or sharing of this data may constitute a violation of both state and federal law.

Camino Nuevo Charter Academy #4 (19 64733 0124826)

Status: Certified  
Saved by: ExED Data Management  
Date: 2/28/2022 12:37 AM**2020-21 Title III English Learner YTD Expenditure Report, 18 Months**

A report of year-to-date (YTD) expenditures by activity. Activity period covered is July 1, 2020 through December 31, 2021.

**CDE Program Contact:**

Caroline Takahashi, Language Policy and Leadership Office, [CTakahashi@cde.ca.gov](mailto:CTakahashi@cde.ca.gov), 916-323-5739  
Geoffrey Ndirangu, Language Policy and Leadership Office, [GNdirang@cde.ca.gov](mailto:GNdirang@cde.ca.gov), 916-323-5831

**Required and authorized Title III English Learner (EL) student program activities**

An eligible entity receiving funds under the Every Student Succeeds Act section 3115 (c)-(d) shall use the funds for the supplementary services as part of the language instruction program for EL students.

Refer to the Program Information link above for required and authorized EL student program activities.

Refer to the Data Entry Instructions link above for Expenditure Report Instructions.

2020-21 Title III EL student program allocation	\$24,120
Transferred-in amount	\$0
2020-21 Total allocation	\$24,120
<b>Object Code - Activity</b>	
1000-1999 Certificated personnel salaries	\$0
2000-2999 Classified personnel salaries	\$18,667
3000-3999 Employee benefits	\$5,453
4000-4999 Books and supplies	\$0
5000-5999 Services and other operating expenditures	\$0
Direct administrative costs (amount cannot exceed 2% of the student program allocation plus transferred-in amount)	\$0
Indirect costs (LEA can apply its approved indirect rate to the portion of the subgrant that is not reserved for direct administrative costs)	\$0
Total year-to-date expenditures	\$24,120
2020-21 Unspent funds	\$0

**\*\*\*Warning\*\*\***

The data in this report may be protected by the Family Educational Rights and Privacy Act (FERPA) and other applicable data privacy laws. Unauthorized access or sharing of this data may constitute a violation of both state and federal law.

**California Department of Education****Consolidated Application**

Camino Nuevo Charter Academy #4 (19 64733 0124826)

Status: Certified  
Saved by: ExED Data Management  
Date: 2/28/2022 12:37 AM**2020-21 Title IV, Part A LEA Use of Funds and Carryover**

The purpose of this data collection is to calculate the carryover amount and to collect the year-to-date expenditures by activity level for Title IV, Part A.

**CDE Program Contact:**Kevin Donnelly, Rural Education and Student Support Office , [TitleIV@cde.ca.gov](mailto:TitleIV@cde.ca.gov), 916-319-0942

2020-21 Title IV, Part A LEA allocation	\$20,277
Funds transferred-in amount	\$0
Funds transferred-out amount	\$0
2020-21 Title IV, Part A LEA available allocation	\$20,277

**Expenditures**

Administrative and indirect costs	\$0
Well-Rounded Educational Opportunities activities	\$9,277
Safe and Healthy Students activities	\$0
Effective Use of Technology activities	\$11,000
Technology Infrastructure	\$0
Carryover as of September 30, 2021	\$0

**\*\*\*Warning\*\*\***

The data in this report may be protected by the Family Educational Rights and Privacy Act (FERPA) and other applicable data privacy laws. Unauthorized access or sharing of this data may constitute a violation of both state and federal law.



Camino Nuevo Charter Academy #4 (19 64733 0124826)

Status: Certified  
Saved by: ExED Data Management  
Date: 2/28/2022 12:37 AM**2021-22 Federal Transferability**

Federal transferability of funds is governed by Title V in ESSA Section 5102. An LEA may transfer Title II, Part A and or Title IV, Part A program funds to other allowable programs. This transferability is not the same as Title V, Part B Alternative Uses of Funds Authority governed by ESEA Section 5211.

**Note:** Funds utilized under Title V, Part B Alternative Uses of Funds Authority are not to be included on this form.

**CDE Program Contact:**

Lisa Fassett, Professional Learning Support & Monitoring Office, [LFassett@cde.ca.gov](mailto:LFassett@cde.ca.gov), 916-323-4963  
Kevin Donnelly, Rural Education and Student Support Office, [TitleIV@cde.ca.gov](mailto:TitleIV@cde.ca.gov), 916-319-0942

**Title II, Part A Transfers**

2021-22 Title II, Part A allocation	\$25,877
Transferred to Title I, Part A	\$0
Transferred to Title I, Part C	
Transferred to Title I, Part D	
Transferred to Title III English Learner	
Transferred to Title III Immigrant	
Transferred to Title IV, Part A	
Transferred to Title V, Part B, Subpart 1 Small, Rural School Achievement Grant	
Transferred to Title V, Part B, Subpart 2 Rural and Low-Income Grant	
Total amount of Title II, Part A funds transferred out	\$0
2021-22 Title II, Part A allocation after transfers out	\$25,877

**Title IV, Part A Transfers**

2021-22 Title IV, Part A allocation	\$19,213
Transferred to Title I, Part A	
Transferred to Title I, Part C	
Transferred to Title I, Part D	
Transferred to Title II, Part A	
Transferred to Title III English Learner	
Transferred to Title III Immigrant	
Transferred to Title V, Part B Subpart 1 Small, Rural School Achievement Grant	
Transferred to Title V, Part B Subpart 2 Rural and Low-Income Grant	
Total amount of Title IV, Part A funds transferred out	\$0
2021-22 Title IV, Part A allocation after transfers out	\$19,213

**\*\*\*Warning\*\*\***

The data in this report may be protected by the Family Educational Rights and Privacy Act (FERPA) and other applicable data privacy laws. Unauthorized access or sharing of this data may constitute a violation of both state and federal law.

**California Department of Education****Consolidated Application**

Camino Nuevo Charter Academy #4 (19 64733 0124826)

Status: Certified  
Saved by: ExED Data Management  
Date: 2/28/2022 12:37 AM**2021-22 Title I, Part A LEA Allocation and Reservations**

To report LEA required and authorized reservations before distributing funds to schools.

**CDE Program Contact:**Sylvia Hanna, Title I Policy, Program, and Support Office, [SHanna@cde.ca.gov](mailto:SHanna@cde.ca.gov), 916-319-0948Rina DeRose, Title I Policy, Program, and Support Office, [RDeRose@cde.ca.gov](mailto:RDeRose@cde.ca.gov), 916-323-0472

2021-22 Title I, Part A LEA allocation (+)	\$237,220
Transferred-in amount (+)	\$0
Nonprofit private school equitable services proportional share amount (-)	\$0
2021-22 Title I, Part A LEA available allocation	\$237,220

**Required Reservations**

Parent and family engagement (If the allocation is greater than \$500,000, then parent and family engagement equals 1% of the allocation minus the nonprofit private school equitable services proportional share amount.)	\$0
School parent and family engagement	\$0
LEA parent and family engagement	\$0
Local neglected institutions Does the LEA have local institutions for neglected children?	
Local neglected institutions reservation	
Local delinquent institutions Does the LEA have local institutions for delinquent children?	
Local delinquent institutions reservation	
Direct or indirect services to homeless children, regardless of their school of attendance	\$100

**Authorized Reservations**

Public school Choice transportation	\$0
Other authorized activities	\$0
2021-22 Approved indirect cost rate	14.68%
Indirect cost reservation	\$0
Administrative reservation	\$0

**Reservation Summary**

Total LEA required and authorized reservations	\$100
School parent and family engagement reservation	\$0
Amount available for Title I, Part A school allocations	\$237,120

**\*\*\*Warning\*\*\***

The data in this report may be protected by the Family Educational Rights and Privacy Act (FERPA) and other applicable data privacy laws. Unauthorized access or sharing of this data may constitute a violation of both state and federal law.

**California Department of Education****Consolidated Application**

Camino Nuevo Charter Academy #4 (19 64733 0124826)

Status: Certified  
Saved by: ExED Data Management  
Date: 2/28/2022 12:37 AM**2021-22 Title II, Part A LEA Allocations**

The purpose of this data collection is to calculate the total allocation amount available to the local educational agency (LEA) for Title II, Part A Supporting Effective Instruction.

**CDE Program Contact:**Alice Ng (Fiscal), Division Support Office, [ANg@cde.ca.gov](mailto:ANg@cde.ca.gov), 916-323-4636Lisa Fassett (Program), Professional Learning Support & Monitoring Office, [LFassett@cde.ca.gov](mailto:LFassett@cde.ca.gov), 916-323-4963

2021-22 Title II, Part A allocation	\$25,877
Transferred-in amount	\$0
Total funds transferred out of Title II, Part A	\$0
Allocation after transfers	\$25,877
Repayment of funds	\$0
2021-22 Total allocation	\$25,877
Administrative and indirect costs	
Equitable services for nonprofit private schools	
2021-22 Title II, Part A adjusted allocation	\$25,877

**\*\*\*Warning\*\*\***

The data in this report may be protected by the Family Educational Rights and Privacy Act (FERPA) and other applicable data privacy laws. Unauthorized access or sharing of this data may constitute a violation of both state and federal law.

Camino Nuevo Charter Academy #4 (19 64733 0124826)

Status: Certified  
Saved by: ExED Data Management  
Date: 2/28/2022 12:37 AM**2021-22 Title III English Learner LEA Allocations and Reservations**

The purpose of this data collection is to show the total allocation amount available to the local educational agency (LEA) for the Title III English Learner (EL) student program and to report required reservations.

**CDE Program Contact:**

Caroline Takahashi, Language Policy and Leadership Office, [CTakahashi@cde.ca.gov](mailto:CTakahashi@cde.ca.gov), 916-323-5739  
Geoffrey Ndirangu, Language Policy and Leadership Office, [GNdirang@cde.ca.gov](mailto:GNdirang@cde.ca.gov), 916-323-5831

**Total Allocation**

2021-22 Title III EL student program allocation	\$22,815
Transferred-in amount	\$0
Repayment of funds	\$0
2021-22 Total allocation	\$22,815

**Allocation Reservations**

Professional development activities	\$0
Program and other authorized activities	\$0
English proficiency and academic achievement	\$22,815
Parent, family, and community engagement	\$0
Direct administrative costs (amount cannot exceed 2% of the student program allocation plus transferred-in amount)	\$0
Indirect costs (LEA can apply its approved indirect rate to the portion of the subgrant that is not reserved for direct administrative costs)	\$0
Total allocation reservations	\$22,815

**\*\*\*Warning\*\*\***

The data in this report may be protected by the Family Educational Rights and Privacy Act (FERPA) and other applicable data privacy laws. Unauthorized access or sharing of this data may constitute a violation of both state and federal law.

**2021-22 Title III English Learner YTD Expenditure Report, 6 Months**

A report of year-to-date (YTD) expenditures by activity. Activity period covered is July 1, 2021 through December 31, 2021.

**CDE Program Contact:**

Caroline Takahashi, Language Policy and Leadership Office, [CTakahashi@cde.ca.gov](mailto:CTakahashi@cde.ca.gov), 916-323-5739  
Geoffrey Ndirangu, Language Policy and Leadership Office, [GNdirang@cde.ca.gov](mailto:GNdirang@cde.ca.gov), 916-323-5831

**Required and authorized Title III English Learner (EL) student program activities**

An eligible entity receiving funds under the Every Student Succeeds Act section 3115 (c)-(d) shall use the funds for the supplementary services as part of the language instruction program for EL students.

Refer to the Program Information link above for required and authorized EL student program activities.

Refer to the Data Entry Instructions link above for Expenditure Report Instructions.

2021-22 Title III EL student program allocation	\$22,815
Transferred-in amount	\$0
2021-22 Total allocation	\$22,815
<b>Object Code - Activity</b>	
1000-1999 Certificated personnel salaries	\$0
2000-2999 Classified personnel salaries	\$0
3000-3999 Employee benefits	\$0
4000-4999 Books and supplies	\$9,625
5000-5999 Services and other operating expenditures	\$0
Direct administrative costs (amount cannot exceed 2% of the student program allocation plus transferred-in amount)	\$0
Indirect costs (LEA can apply its approved indirect rate to the portion of the subgrant that is not reserved for direct administrative costs)	\$0
Total year-to-date expenditures	\$9,625
2021-22 Unspent funds	\$13,190

**\*\*\*Warning\*\*\***

The data in this report may be protected by the Family Educational Rights and Privacy Act (FERPA) and other applicable data privacy laws. Unauthorized access or sharing of this data may constitute a violation of both state and federal law.

**2021-22 Title IV, Part A LEA Allocations**

The purpose of this data collection is to calculate the total allocation amount available to the local educational agency (LEA) for Title IV, Part A and to report reservations.

**CDE Program Contact:**

Kevin Donnelly, Rural Education and Student Support Office , [TitleIV@cde.ca.gov](mailto:TitleIV@cde.ca.gov), 916-319-0942

2021-22 Title IV, Part A LEA allocation	\$19,213
Funds transferred-in amount	\$0
Funds transferred-out amount	\$0
2021-22 Title IV, Part A LEA available allocation	\$19,213
Indirect cost reservation	\$0
Administrative reservation	\$0
Equitable services for nonprofit private schools	\$0
2021-22 Title IV, Part A LEA adjusted allocation	\$19,213

**\*\*\*Warning\*\*\***

The data in this report may be protected by the Family Educational Rights and Privacy Act (FERPA) and other applicable data privacy laws. Unauthorized access or sharing of this data may constitute a violation of both state and federal law.

**2021-22 Consolidation of Administrative Funds**

A request by the local educational agency (LEA) to consolidate administrative funds for specific programs.

**CDE Program Contact:**

Hilary Thomson, Fiscal Oversight and Support Office, [HThomson@cde.ca.gov](mailto:HThomson@cde.ca.gov), 916-323-0765

Title I, Part A Basic SACS Code 3010	No
Title I, Part C Migrant Education SACS Code 3060	No
Title I, Part D Delinquent SACS Code 3025	No
Title II, Part A Supporting Effective Instruction SACS Code 4035	No
Title III English Learner Students - 2% maximum SACS Code 4203	No
Title III Immigrant Students SACS Code 4201	No
Title IV, Part A Student Support - 2% maximum SACS Code 4127	No
Title IV, Part B 21st Century Community Learning Centers SACS Code 4124	No

**\*\*\*Warning\*\*\***

The data in this report may be protected by the Family Educational Rights and Privacy Act (FERPA) and other applicable data privacy laws. Unauthorized access or sharing of this data may constitute a violation of both state and federal law.

**California Department of Education**

Camino Nuevo Charter Academy #4 (19 64733 0124826)

**Consolidated Application**

Status: Certified  
 Saved by: ExED Data Management  
 Date: 2/28/2022 12:37 AM

**2021-22 Title I, Part A School Student Counts**

This data collection contains school-level student data. The information in this data collection will be used by the local educational agency (LEA) to calculate eligibility and ranking for Title I, Part A school allocations.

**CDE Program Contact:**

Rina DeRose, Title I Policy, Program, and Support Office, [RDerose@cde.ca.gov](mailto:RDerose@cde.ca.gov), 916-323-0472

School ranking options Within the LEA

Select the highest to lowest school ranking method

Select a low income measure FRPM

**Explanation of Pre-populated Student Counts**

The data fields in this form, containing total student enrollment counts and eligible low income students ages 5-17 counts, were pre-populated with PRIOR year (Fiscal Year 2020–21) certified data from CALPADS Fall 1 data submission.

**Note:** The LEA may use prior year data or current year data to calculate eligibility and ranking for Title I, Part A school allocations. The LEA may choose to manually enter current year data in place of prior year data.

School Name	School Code	Low Grade Offered	High Grade Offered	Grade Span Group	Student Enrollment	Eligible Low Income Students Ages 5-17
Camino Nuevo Charter Academy #4	0124826	K	8	1	593	539

**\*\*\*Warning\*\*\***

The data in this report may be protected by the Family Educational Rights and Privacy Act (FERPA) and other applicable data privacy laws. Unauthorized access or sharing of this data may constitute a violation of both state and federal law.



## 2021-22 Title I, Part A School Allocations

This report identifies the amount of Title I, Part A funds to be allocated to eligible schools.

### CDE Program Contact:

Title I Policy, Program, and Support Office , [TitleI@cde.ca.gov](mailto:TitleI@cde.ca.gov), -

Rina DeRose, Title I Policy, Program, and Support Office, [RDerose@cde.ca.gov](mailto:RDerose@cde.ca.gov), 916-323-0472

### LEA meets small LEA criteria.

A local educational agency (LEA) is defined as a small LEA if, based on the school list and the data entered in Title I, Part A School Student Counts, the LEA meets one or both of the following:

Is a single school LEA

Has enrollment total for all schools less than 1,000

If applicable, enter a Discretion Code. Use lower case only.

### Allowable Discretion Codes

a - Below LEA average and at or above 35% student low income

d - Waiver for a desegregation plan on file

e - Grandfather provision

f - Feeder pattern

Low income measure

FRPM

Ranking Schools Highest to Lowest

Within the LEA

LEA-wide low income %

90.89%

Available Title I, Part A school allocations

\$237,120

Available parent and family engagement reservation

\$0

School Name	School Code	Grade Span Group	Student Enrollment	Eligible Low Income Students Ages 5-17	Low Income Student %	Eligible to be Served	Required to be Served	Ranking	\$ Per Low Income Student	TIA School Allocation	2020-21 Carryover	Parent and Family Engagement	Total School Allocation	Discretion Code
Camino Nuevo Charter Academy #4	0124826	1	593	539	90.89	*	*	1	439.92	237116.88			237116.88	

### \*\*\*Warning\*\*\*

The data in this report may be protected by the Family Educational Rights and Privacy Act (FERPA) and other applicable data privacy laws. Unauthorized access or sharing of this data may constitute a violation of both state and federal law.

## 2021-22 Title I, Part A School Allocations

This report identifies the amount of Title I, Part A funds to be allocated to eligible schools.

**\*\*\*Warning\*\*\***

The data in this report may be protected by the Family Educational Rights and Privacy Act (FERPA) and other applicable data privacy laws. Unauthorized access or sharing of this data may constitute a violation of both state and federal law.

**2021-22 Title I, Part A Notification of Authorization of Schoolwide Program**

This report provides notification to the California Department of Education of a school's eligibility and local board approval to operate under and report as Schoolwide Program.

**CDE Program Contact:**

Title I Policy, Program, and Support Office , [TitleI@cde.ca.gov](mailto:TitleI@cde.ca.gov), -  
Rina DeRose, Title I Policy, Program, and Support Office, [RDerose@cde.ca.gov](mailto:RDerose@cde.ca.gov), 916-323-0472

School Name	School Code	Authorized SWP	Low Income %	Local Board Approval Date SWP Plan (MM/DD/YYYY)	Local Board Approval Date SWP Waiver (MM/DD/YYYY)	SIG Approval Date (MM/DD/YYYY)
Camino Nuevo Charter Academy #4	0124826	Y	91%	11/08/2011		

**\*\*\*Warning\*\*\***

The data in this report may be protected by the Family Educational Rights and Privacy Act (FERPA) and other applicable data privacy laws. Unauthorized access or sharing of this data may constitute a violation of both state and federal law.

**California Department of Education****Consolidated Application**

Camino Nuevo Charter High (19 64733 0106435)

Status: Certified  
Saved by: ExED Data Management  
Date: 3/1/2022 11:42 AM**2018-19 Title II, Part A Fiscal Year Expenditure Report, Closeout 39 Months**

A report of year-to-date expenditures and encumbrances by activity. Activity period covered is July 1, 2018 through September 30, 2021.

**CDE Program Contact:**Alice Ng (Fiscal), Division Support Office, [ANg@cde.ca.gov](mailto:ANg@cde.ca.gov), 916-323-4636Lisa Fassett (Program), Professional Learning Support & Monitoring Office, [LFassett@cde.ca.gov](mailto:LFassett@cde.ca.gov), 916-323-4963

2018-19 Title II, Part A allocation	\$15,927
2018-19 Title II, Part A total apportionment issued	\$15,927
Transferred-in amount	\$0
Transferred-out amount	\$0
2018-19 Total allocation	\$15,927

**Professional Development Expenditures**

Professional development for teachers	\$15,927
Professional development for administrators	
All other professional development expenditures	

**Recruitment, Training, and Retention Expenditures**

Recruitment activities	
Training activities	
Retention activities	
All other recruitment, training, and retention expenditures	

**Miscellaneous Expenditures**

Class size reduction	
Administrative and indirect costs	
Equitable services for nonprofit private schools	
All other allowable expenditures and encumbrances	
Total expenditures and encumbrances	\$15,927
2018-19 Unspent funds	\$0
Note: CDE will invoice the LEA for the unspent 2018-19 total allocation.	

**\*\*\*Warning\*\*\***

The data in this report may be protected by the Family Educational Rights and Privacy Act (FERPA) and other applicable data privacy laws. Unauthorized access or sharing of this data may constitute a violation of both state and federal law.

Camino Nuevo Charter High (19 64733 0106435)

Status: Certified  
Saved by: ExED Data Management  
Date: 3/1/2022 11:42 AM**2018-19 Title III English Learner YTD Expenditure Report, 39 Months**

A report of year-to-date (YTD) expenditures by activity. Activity period covered is July 1, 2018 through September 30, 2021.

**CDE Program Contact:**

Caroline Takahashi, Language Policy and Leadership Office, [CTakahashi@cde.ca.gov](mailto:CTakahashi@cde.ca.gov), 916-323-5739  
Geoffrey Ndirangu, Language Policy and Leadership Office, [GNdirang@cde.ca.gov](mailto:GNdirang@cde.ca.gov), 916-323-5831

**Required and authorized Title III English Learner (EL) student program activities**

An eligible entity receiving funds under the Every Student Succeeds Act section 3115 (c)-(d) shall use the funds for the supplementary services as part of the language instruction program for EL students.

Refer to the Program Information link above for required and authorized EL student program activities.

Refer to the Data Entry Instructions link above for Expenditure Report Instructions.

2018-19 Title III EL student program allocation	\$14,528
2018-19 Title III EL total apportionment issued amount	\$14,528
Transferred-in amount	\$0
2018-19 Total allocation	\$14,528
<b>Object Code - Activity</b>	
1000-1999 Certificated personnel salaries	\$0
2000-2999 Classified personnel salaries	\$10,810
3000-3999 Employee benefits	\$3,718
4000-4999 Books and supplies	\$0
5000-5999 Services and other operating expenditures	\$0
Direct administrative costs (amount cannot exceed 2% of the total apportionment issued amount plus transferred-in amount)	\$0
Indirect costs (LEA can apply its approved indirect rate to the portion of the subgrant that is not reserved for direct administrative costs)	\$0
Total year-to-date expenditures	\$14,528
2018-19 Unspent funds	\$0
Note: CDE will invoice the LEA for the unspent 2018-19 total allocation	

**\*\*\*Warning\*\*\***

The data in this report may be protected by the Family Educational Rights and Privacy Act (FERPA) and other applicable data privacy laws. Unauthorized access or sharing of this data may constitute a violation of both state and federal law.

Camino Nuevo Charter High (19 64733 0106435)

Status: Certified  
Saved by: ExED Data Management  
Date: 3/1/2022 11:42 AM**2019-20 Title III English Learner YTD Expenditure Report, 27 Months**

A report of year-to-date (YTD) expenditures by activity. Activity period covered is July 1, 2019 through September 30, 2021.

**Note:** The period of availability of 2019-20 funds has been extended until September 30, 2022.

**CDE Program Contact:**

Caroline Takahashi, Language Policy and Leadership Office, [CTakahashi@cde.ca.gov](mailto:CTakahashi@cde.ca.gov), 916-323-5739  
Geoffrey Ndirangu, Language Policy and Leadership Office, [GNdirang@cde.ca.gov](mailto:GNdirang@cde.ca.gov), 916-323-5831

**Required and authorized Title III English Learner (EL) student program activities**

An eligible entity receiving funds under the Every Student Succeeds Act section 3115 (c)-(d) shall use the funds for the supplementary services as part of the language instruction program for EL students.

Refer to the Program Information link above for required and authorized EL student program activities.

Refer to the Data Entry Instructions link above for Expenditure Report Instructions.

2019-20 Title III EL student program allocation	\$17,497
Transferred-in amount	\$0
2019-20 Total allocation	\$17,497
<b>Object Code - Activity</b>	
1000-1999 Certificated personnel salaries	\$0
2000-2999 Classified personnel salaries	\$6,319
3000-3999 Employee benefits	\$2,097
4000-4999 Books and supplies	\$9,081
5000-5999 Services and other operating expenditures	\$0
Direct administrative costs (amount cannot exceed 2% of the student program allocation plus transferred-in amount)	\$0
Indirect costs (LEA can apply its approved indirect rate to the portion of the subgrant that is not reserved for direct administrative costs)	\$0
Total year-to-date expenditures	\$17,497
2019-20 Unspent funds	\$0
Note: LEAs have until September 30, 2022 to spend 2019-20 funds and to file a closeout report thereafter.	

**\*\*\*Warning\*\*\***

The data in this report may be protected by the Family Educational Rights and Privacy Act (FERPA) and other applicable data privacy laws. Unauthorized access or sharing of this data may constitute a violation of both state and federal law.

Camino Nuevo Charter High (19 64733 0106435)

Status: Certified  
Saved by: ExED Data Management  
Date: 3/1/2022 11:42 AM**2020-21 Title I, Part A LEA Carryover**

Report only expenditures and obligations for fiscal year (FY) 2020-21 allocation to determine funds to be carried over.

**CDE Program Contact:**

Rina DeRose, Title I Policy, Program, and Support Office, [RDeRose@cde.ca.gov](mailto:RDeRose@cde.ca.gov), 916-323-0472

**Carryover Calculation**

2020-21 Title I, Part A LEA allocation	\$153,458
Transferred-in amount	\$0
2020-21 Title I, Part A LEA available allocation	\$153,458
Expenditures and obligations through September 30, 2021	\$153,458
Carryover as of September 30, 2021	\$0
Carryover percent as of September 30, 2021	0.00%

**\*\*\*Warning\*\*\***

The data in this report may be protected by the Family Educational Rights and Privacy Act (FERPA) and other applicable data privacy laws. Unauthorized access or sharing of this data may constitute a violation of both state and federal law.

Camino Nuevo Charter High (19 64733 0106435)

Status: Certified  
Saved by: ExED Data Management  
Date: 3/1/2022 11:42 AM**2020-21 Title III English Learner YTD Expenditure Report, 18 Months**

A report of year-to-date (YTD) expenditures by activity. Activity period covered is July 1, 2020 through December 31, 2021.

**CDE Program Contact:**

Caroline Takahashi, Language Policy and Leadership Office, [CTakahashi@cde.ca.gov](mailto:CTakahashi@cde.ca.gov), 916-323-5739  
Geoffrey Ndirangu, Language Policy and Leadership Office, [GNdirang@cde.ca.gov](mailto:GNdirang@cde.ca.gov), 916-323-5831

**Required and authorized Title III English Learner (EL) student program activities**

An eligible entity receiving funds under the Every Student Succeeds Act section 3115 (c)-(d) shall use the funds for the supplementary services as part of the language instruction program for EL students.

Refer to the Program Information link above for required and authorized EL student program activities.

Refer to the Data Entry Instructions link above for Expenditure Report Instructions.

2020-21 Title III EL student program allocation	\$17,004
Transferred-in amount	\$0
2020-21 Total allocation	\$17,004
<b>Object Code - Activity</b>	
1000-1999 Certificated personnel salaries	\$0
2000-2999 Classified personnel salaries	\$13,220
3000-3999 Employee benefits	\$3,784
4000-4999 Books and supplies	\$0
5000-5999 Services and other operating expenditures	\$0
Direct administrative costs (amount cannot exceed 2% of the student program allocation plus transferred-in amount)	\$0
Indirect costs (LEA can apply its approved indirect rate to the portion of the subgrant that is not reserved for direct administrative costs)	\$0
Total year-to-date expenditures	\$17,004
2020-21 Unspent funds	\$0

**\*\*\*Warning\*\*\***

The data in this report may be protected by the Family Educational Rights and Privacy Act (FERPA) and other applicable data privacy laws. Unauthorized access or sharing of this data may constitute a violation of both state and federal law.



**2020-21 Title IV, Part A LEA Use of Funds and Carryover**

The purpose of this data collection is to calculate the carryover amount and to collect the year-to-date expenditures by activity level for Title IV, Part A.

**CDE Program Contact:**

Kevin Donnelly, Rural Education and Student Support Office , [TitleIV@cde.ca.gov](mailto:TitleIV@cde.ca.gov), 916-319-0942

2020-21 Title IV, Part A LEA allocation	\$12,451
Funds transferred-in amount	\$0
Funds transferred-out amount	\$0
2020-21 Title IV, Part A LEA available allocation	\$12,451

**Expenditures**

Administrative and indirect costs	\$0
Well-Rounded Educational Opportunities activities	\$12,451
Safe and Healthy Students activities	\$0
Effective Use of Technology activities	\$0
Technology Infrastructure	\$0
Carryover as of September 30, 2021	\$0

**\*\*\*Warning\*\*\***

The data in this report may be protected by the Family Educational Rights and Privacy Act (FERPA) and other applicable data privacy laws. Unauthorized access or sharing of this data may constitute a violation of both state and federal law.

**California Department of Education****Consolidated Application**

Camino Nuevo High #2 (19 64733 0127910)

Status: Certified  
Saved by: ExED Data Management  
Date: 3/1/2022 11:25 AM**2018-19 Title II, Part A Fiscal Year Expenditure Report, Closeout 39 Months**

A report of year-to-date expenditures and encumbrances by activity. Activity period covered is July 1, 2018 through September 30, 2021.

**CDE Program Contact:**Alice Ng (Fiscal), Division Support Office, [ANg@cde.ca.gov](mailto:ANg@cde.ca.gov), 916-323-4636Lisa Fassett (Program), Professional Learning Support & Monitoring Office, [LFassett@cde.ca.gov](mailto:LFassett@cde.ca.gov), 916-323-4963

2018-19 Title II, Part A allocation	\$23,663
2018-19 Title II, Part A total apportionment issued	\$23,663
Transferred-in amount	\$0
Transferred-out amount	\$0
2018-19 Total allocation	\$23,663

**Professional Development Expenditures**

Professional development for teachers	\$23,663
Professional development for administrators	
All other professional development expenditures	

**Recruitment, Training, and Retention Expenditures**

Recruitment activities	
Training activities	
Retention activities	
All other recruitment, training, and retention expenditures	

**Miscellaneous Expenditures**

Class size reduction	
Administrative and indirect costs	
Equitable services for nonprofit private schools	
All other allowable expenditures and encumbrances	
Total expenditures and encumbrances	\$23,663
2018-19 Unspent funds	\$0
Note: CDE will invoice the LEA for the unspent 2018-19 total allocation.	

**\*\*\*Warning\*\*\***

The data in this report may be protected by the Family Educational Rights and Privacy Act (FERPA) and other applicable data privacy laws. Unauthorized access or sharing of this data may constitute a violation of both state and federal law.

Camino Nuevo High #2 (19 64733 0127910)

Status: Certified  
Saved by: ExED Data Management  
Date: 3/1/2022 11:25 AM**2020-21 Title I, Part A LEA Carryover**

Report only expenditures and obligations for fiscal year (FY) 2020-21 allocation to determine funds to be carried over.

**CDE Program Contact:**

Rina DeRose, Title I Policy, Program, and Support Office, [RDeRose@cde.ca.gov](mailto:RDeRose@cde.ca.gov), 916-323-0472

**Carryover Calculation**

2020-21 Title I, Part A LEA allocation	\$213,147
Transferred-in amount	\$0
2020-21 Title I, Part A LEA available allocation	\$213,147
Expenditures and obligations through September 30, 2021	\$213,147
Carryover as of September 30, 2021	\$0
Carryover percent as of September 30, 2021	0.00%

**\*\*\*Warning\*\*\***

The data in this report may be protected by the Family Educational Rights and Privacy Act (FERPA) and other applicable data privacy laws. Unauthorized access or sharing of this data may constitute a violation of both state and federal law.

**2020-21 Title IV, Part A LEA Use of Funds and Carryover**

The purpose of this data collection is to calculate the carryover amount and to collect the year-to-date expenditures by activity level for Title IV, Part A.

**CDE Program Contact:**

Kevin Donnelly, Rural Education and Student Support Office , [TitleIV@cde.ca.gov](mailto:TitleIV@cde.ca.gov), 916-319-0942

2020-21 Title IV, Part A LEA allocation	\$15,712
Funds transferred-in amount	\$0
Funds transferred-out amount	\$0
2020-21 Title IV, Part A LEA available allocation	\$15,712

**Expenditures**

Administrative and indirect costs	\$0
Well-Rounded Educational Opportunities activities	\$4,535
Safe and Healthy Students activities	\$0
Effective Use of Technology activities	\$11,177
Technology Infrastructure	\$0
Carryover as of September 30, 2021	\$0

**\*\*\*Warning\*\*\***

The data in this report may be protected by the Family Educational Rights and Privacy Act (FERPA) and other applicable data privacy laws. Unauthorized access or sharing of this data may constitute a violation of both state and federal law.

Camino Nuevo High #2 (19 64733 0127910)

Status: Certified  
Saved by: ExED Data Management  
Date: 3/1/2022 11:25 AM**2021-22 Federal Transferability**

Federal transferability of funds is governed by Title V in ESSA Section 5102. An LEA may transfer Title II, Part A and or Title IV, Part A program funds to other allowable programs. This transferability is not the same as Title V, Part B Alternative Uses of Funds Authority governed by ESEA Section 5211.

**Note:** Funds utilized under Title V, Part B Alternative Uses of Funds Authority are not to be included on this form.

**CDE Program Contact:**

Lisa Fassett, Professional Learning Support & Monitoring Office, [LFassett@cde.ca.gov](mailto:LFassett@cde.ca.gov), 916-323-4963  
Kevin Donnelly, Rural Education and Student Support Office, [TitleIV@cde.ca.gov](mailto:TitleIV@cde.ca.gov), 916-319-0942

**Title II, Part A Transfers**

2021-22 Title II, Part A allocation	\$22,103
Transferred to Title I, Part A	\$0
Transferred to Title I, Part C	
Transferred to Title I, Part D	
Transferred to Title III English Learner	
Transferred to Title III Immigrant	
Transferred to Title IV, Part A	
Transferred to Title V, Part B, Subpart 1 Small, Rural School Achievement Grant	
Transferred to Title V, Part B, Subpart 2 Rural and Low-Income Grant	
Total amount of Title II, Part A funds transferred out	\$0
2021-22 Title II, Part A allocation after transfers out	\$22,103

**Title IV, Part A Transfers**

2021-22 Title IV, Part A allocation	\$14,887
Transferred to Title I, Part A	
Transferred to Title I, Part C	
Transferred to Title I, Part D	
Transferred to Title II, Part A	
Transferred to Title III English Learner	
Transferred to Title III Immigrant	
Transferred to Title V, Part B Subpart 1 Small, Rural School Achievement Grant	
Transferred to Title V, Part B Subpart 2 Rural and Low-Income Grant	
Total amount of Title IV, Part A funds transferred out	\$0
2021-22 Title IV, Part A allocation after transfers out	\$14,887

**\*\*\*Warning\*\*\***

The data in this report may be protected by the Family Educational Rights and Privacy Act (FERPA) and other applicable data privacy laws. Unauthorized access or sharing of this data may constitute a violation of both state and federal law.

**California Department of Education****Consolidated Application**

Camino Nuevo High #2 (19 64733 0127910)

Status: Certified  
Saved by: ExED Data Management  
Date: 3/1/2022 11:25 AM**2021-22 Title I, Part A LEA Allocation and Reservations**

To report LEA required and authorized reservations before distributing funds to schools.

**CDE Program Contact:**Sylvia Hanna, Title I Policy, Program, and Support Office, [SHanna@cde.ca.gov](mailto:SHanna@cde.ca.gov), 916-319-0948Rina DeRose, Title I Policy, Program, and Support Office, [RDeRose@cde.ca.gov](mailto:RDeRose@cde.ca.gov), 916-323-0472

2021-22 Title I, Part A LEA allocation (+)	\$198,535
Transferred-in amount (+)	\$0
Nonprofit private school equitable services proportional share amount (-)	\$0
2021-22 Title I, Part A LEA available allocation	\$198,535

**Required Reservations**

Parent and family engagement (If the allocation is greater than \$500,000, then parent and family engagement equals 1% of the allocation minus the nonprofit private school equitable services proportional share amount.)	\$0
School parent and family engagement	\$0
LEA parent and family engagement	\$0
Local neglected institutions Does the LEA have local institutions for neglected children?	
Local neglected institutions reservation	
Local delinquent institutions Does the LEA have local institutions for delinquent children?	
Local delinquent institutions reservation	
Direct or indirect services to homeless children, regardless of their school of attendance	\$100

**Authorized Reservations**

Public school Choice transportation	
Other authorized activities	
2021-22 Approved indirect cost rate	3.16%
Indirect cost reservation	\$0
Administrative reservation	\$0

**Reservation Summary**

Total LEA required and authorized reservations	\$100
School parent and family engagement reservation	\$0
Amount available for Title I, Part A school allocations	\$198,435

**\*\*\*Warning\*\*\***

The data in this report may be protected by the Family Educational Rights and Privacy Act (FERPA) and other applicable data privacy laws. Unauthorized access or sharing of this data may constitute a violation of both state and federal law.

**2021-22 Title II, Part A LEA Allocations**

The purpose of this data collection is to calculate the total allocation amount available to the local educational agency (LEA) for Title II, Part A Supporting Effective Instruction.

**CDE Program Contact:**

Alice Ng (Fiscal), Division Support Office, [ANg@cde.ca.gov](mailto:ANg@cde.ca.gov), 916-323-4636

Lisa Fassett (Program), Professional Learning Support & Monitoring Office, [LFassett@cde.ca.gov](mailto:LFassett@cde.ca.gov), 916-323-4963

2021-22 Title II, Part A allocation	\$22,103
Transferred-in amount	\$0
Total funds transferred out of Title II, Part A	\$0
Allocation after transfers	\$22,103
Repayment of funds	\$0
2021-22 Total allocation	\$22,103
Administrative and indirect costs	
Equitable services for nonprofit private schools	
2021-22 Title II, Part A adjusted allocation	\$22,103

**\*\*\*Warning\*\*\***

The data in this report may be protected by the Family Educational Rights and Privacy Act (FERPA) and other applicable data privacy laws. Unauthorized access or sharing of this data may constitute a violation of both state and federal law.

**2021-22 Title IV, Part A LEA Allocations**

The purpose of this data collection is to calculate the total allocation amount available to the local educational agency (LEA) for Title IV, Part A and to report reservations.

**CDE Program Contact:**

Kevin Donnelly, Rural Education and Student Support Office , [TitleIV@cde.ca.gov](mailto:TitleIV@cde.ca.gov), 916-319-0942

2021-22 Title IV, Part A LEA allocation	\$14,887
Funds transferred-in amount	\$0
Funds transferred-out amount	\$0
2021-22 Title IV, Part A LEA available allocation	\$14,887
Indirect cost reservation	\$0
Administrative reservation	\$0
Equitable services for nonprofit private schools	\$0
2021-22 Title IV, Part A LEA adjusted allocation	\$14,887

**\*\*\*Warning\*\*\***

The data in this report may be protected by the Family Educational Rights and Privacy Act (FERPA) and other applicable data privacy laws. Unauthorized access or sharing of this data may constitute a violation of both state and federal law.



**2021-22 Consolidation of Administrative Funds**

A request by the local educational agency (LEA) to consolidate administrative funds for specific programs.

**CDE Program Contact:**

Hilary Thomson, Fiscal Oversight and Support Office, [HThomson@cde.ca.gov](mailto:HThomson@cde.ca.gov), 916-323-0765

Title I, Part A Basic SACS Code 3010	No
Title I, Part C Migrant Education SACS Code 3060	No
Title I, Part D Delinquent SACS Code 3025	No
Title II, Part A Supporting Effective Instruction SACS Code 4035	No
Title III English Learner Students - 2% maximum SACS Code 4203	No
Title III Immigrant Students SACS Code 4201	No
Title IV, Part A Student Support - 2% maximum SACS Code 4127	No
Title IV, Part B 21st Century Community Learning Centers SACS Code 4124	No

**\*\*\*Warning\*\*\***

The data in this report may be protected by the Family Educational Rights and Privacy Act (FERPA) and other applicable data privacy laws. Unauthorized access or sharing of this data may constitute a violation of both state and federal law.

## California Department of Education

Camino Nuevo High #2 (19 64733 0127910)

## 2021-22 Title I, Part A School Student Counts

This data collection contains school-level student data. The information in this data collection will be used by the local educational agency (LEA) to calculate eligibility and ranking for Title I, Part A school allocations.

## CDE Program Contact:

Rina DeRose, Title I Policy, Program, and Support Office, [RDerose@cde.ca.gov](mailto:RDerose@cde.ca.gov), 916-323-0472

School ranking options Within the LEA

Select the highest to lowest school ranking method

Select a low income measure FRPM

## Explanation of Pre-populated Student Counts

The data fields in this form, containing total student enrollment counts and eligible low income students ages 5-17 counts, were pre-populated with PRIOR year (Fiscal Year 2020–21) certified data from CALPADS Fall 1 data submission.

**Note:** The LEA may use prior year data or current year data to calculate eligibility and ranking for Title I, Part A school allocations. The LEA may choose to manually enter current year data in place of prior year data.

School Name	School Code	Low Grade Offered	High Grade Offered	Grade Span Group	Student Enrollment	Eligible Low Income Students Ages 5-17
Camino Nuevo High #2	0127910	9	12	3	473	434

## \*\*\*Warning\*\*\*

The data in this report may be protected by the Family Educational Rights and Privacy Act (FERPA) and other applicable data privacy laws. Unauthorized access or sharing of this data may constitute a violation of both state and federal law.

## California Department of Education

Camino Nuevo High #2 (19 64733 0127910)

## 2021-22 Title I, Part A School Allocations

This report identifies the amount of Title I, Part A funds to be allocated to eligible schools.

**CDE Program Contact:**

Title I Policy, Program, and Support Office , [TitleI@cde.ca.gov](mailto:TitleI@cde.ca.gov), -  
Rina DeRose, Title I Policy, Program, and Support Office, [RDerose@cde.ca.gov](mailto:RDerose@cde.ca.gov), 916-323-0472

**LEA meets small LEA criteria.**

A local educational agency (LEA) is defined as a small LEA if, based on the school list and the data entered in Title I, Part A School Student Counts, the LEA meets one or both of the following:

- Is a single school LEA
- Has enrollment total for all schools less than 1,000

If applicable, enter a Discretion Code. Use lower case only.

**Allowable Discretion Codes**

- a - Below LEA average and at or above 35% student low income
- d - Waiver for a desegregation plan on file
- e - Grandfather provision
- f - Feeder pattern

Low income measure	FRPM
Ranking Schools Highest to Lowest	Within the LEA
LEA-wide low income %	91.75%
Available Title I, Part A school allocations	\$198,435
Available parent and family engagement reservation	\$0

School Name	School Code	Grade Span Group	Student Enrollment	Eligible Low Income Students Ages 5-17	Low Income Student %	Eligible to be Served	Required to be Served	Ranking	\$ Per Low Income Student	TIA School Allocation	2020-21 Carryover	Parent and Family Engagement	Total School Allocation	Discretion Code
Camino Nuevo High #2	0127910	3	473	434	91.75	*	*	1	457.22	198433.48			198433.48	

**\*\*\*Warning\*\*\***

The data in this report may be protected by the Family Educational Rights and Privacy Act (FERPA) and other applicable data privacy laws. Unauthorized access or sharing of this data may constitute a violation of both state and federal law.

**2021-22 Title I, Part A Notification of Authorization of Schoolwide Program**

This report provides notification to the California Department of Education of a school's eligibility and local board approval to operate under and report as Schoolwide Program.

**CDE Program Contact:**

Title I Policy, Program, and Support Office , [TitleI@cde.ca.gov](mailto:TitleI@cde.ca.gov), -  
Rina DeRose, Title I Policy, Program, and Support Office, [RDeRose@cde.ca.gov](mailto:RDeRose@cde.ca.gov), 916-323-0472

School Name	School Code	Authorized SWP	Low Income %	Local Board Approval Date SWP Plan (MM/DD/YYYY)	Local Board Approval Date SWP Waiver (MM/DD/YYYY)	SIG Approval Date (MM/DD/YYYY)
Camino Nuevo High #2	0127910	Y	97%	03/18/2014		

**\*\*\*Warning\*\*\***

The data in this report may be protected by the Family Educational Rights and Privacy Act (FERPA) and other applicable data privacy laws. Unauthorized access or sharing of this data may constitute a violation of both state and federal law.

# Cover Sheet

## Review Of Taxes

**Section:** IV. Consent Agenda  
**Item:** B. Review Of Taxes  
**Purpose:**  
**Submitted by:**  
**Related Material:** 6-30-21 CNCA Tax Return Draft 2.23.22 (2).pdf

Camino Nuevo Charter Academy  
3435 W. Temple street  
Los Angeles, CA 90026

Camino Nuevo Charter Academy:

Enclosed is the organization's 2020 Exempt Organization return.

Specific filing instructions are as follows.

### **FORM 990 RETURN:**

This return has qualified for electronic filing. After you have reviewed the return for completeness and accuracy, please sign, date and return Form 8879-EO to our office. We will transmit the return electronically to the IRS and no further action is required. Please return Form 8879-EO to us as soon as possible, but no later than by May 16, 2022 the filing deadline.

In addition, tax-exempt organizations must make available for public inspection a copy of their annual returns for the preceding three years and exemption application, if applicable. An organization generally must furnish filings to anyone who requests them in person or in writing. An exempt organization may meet this requirement by posting all the documents on its website or at another organizations site as part of a database of similar materials. Specific requirements must be met to meet this exception.

### **CALIFORNIA FORM 199 RETURN:**

The California Form 199 return has qualified for electronic filing. After you have reviewed your return for completeness and accuracy, please sign, date and return Form 8453-EO to our office. We will then transmit your return to the FTB. Do not mail the paper copy of the return to the FTB.

No payment is required.

### **A few final reminders relating to your tax return filings:**

- There are substantial penalties for failure to properly disclose and report foreign financial accounts and foreign activity. Please make sure you have informed us of any foreign financial accounts or foreign activity so that we have the necessary information to complete any required disclosures or filings.
- Be sure to review the returns prior to signing as you have final responsibility for all information included in the returns. Please contact us if you have any questions or concerns.
- We recommend you keep a paper or electronic copy of your tax returns permanently. Supporting documentation should be kept for a minimum of seven years based on IRS guidance.

CLA exists to create opportunities – for our clients, our people, and our communities. We value our relationship with you and thank you for your trust and confidence in allowing us to serve you. If we can assist you in making strategic, informed decisions in areas of tax or beyond, please contact us as questions arise throughout the year.

Sincerely,

CliftonLarsonAllen LLP

**CAMINO NUEVO CHARTER ACADEMY**

**FORM 990 INCOME TAX RETURN**

**FOR YEAR ENDED JUNE 30, 2021**

**DRAFT**

\*\*\*\*\* THIS IS NOT A FILEABLE COPY \*\*\*\*\*

# IRS e-file Signature Authorization for an Exempt Organization

OMB No. 1545-0047

Form **8879-EO**

For calendar year 2020, or fiscal year beginning JUL 1, 2020, and ending JUN 30, 2021

# 2020

Department of the Treasury  
Internal Revenue Service

▶ **Do not send to the IRS. Keep for your records.**  
▶ **Go to [www.irs.gov/Form8879EO](http://www.irs.gov/Form8879EO) for the latest information.**

Name of exempt organization or person subject to tax

Taxpayer identification number

**CAMINO NUEVO CHARTER ACADEMY**

**95-4771789**

Name and title of officer or person subject to tax

**ADRIANA ABICH  
CHIEF EXECUTIVE OFFICER**

### Part I Type of Return and Return Information (Whole Dollars Only)

Check the box for the return for which you are using this Form 8879-EO and enter the applicable amount, if any, from the return. If you check the box on line **1a, 2a, 3a, 4a, 5a, 6a, or 7a** below, and the amount on that line for the return being filed with this form was blank, then leave line **1b, 2b, 3b, 4b, 5b, 6b, or 7b**, whichever is applicable, blank (do not enter -0-). But, if you entered -0- on the return, then enter -0- on the applicable line below. **Do not** complete more than one line in Part I.

<b>1a</b> Form 990 check here ▶ <input checked="" type="checkbox"/>	<b>b</b> Total revenue, if any (Form 990, Part VIII, column (A), line 12) .....	<b>1b</b> <u>60,583,098.</u>
<b>2a</b> Form 990-EZ check here ▶ <input type="checkbox"/>	<b>b</b> Total revenue, if any (Form 990-EZ, line 9) .....	<b>2b</b> _____
<b>3a</b> Form 1120-POL check here ▶ <input type="checkbox"/>	<b>b</b> Total tax (Form 1120-POL, line 22) .....	<b>3b</b> _____
<b>4a</b> Form 990-PF check here ▶ <input type="checkbox"/>	<b>b</b> Tax based on investment income (Form 990-PF, Part VI, line 5) .....	<b>4b</b> _____
<b>5a</b> Form 8868 check here ▶ <input type="checkbox"/>	<b>b</b> Balance due (Form 8868, line 3c) .....	<b>5b</b> _____
<b>6a</b> Form 990-T check here ▶ <input type="checkbox"/>	<b>b</b> Total tax (Form 990-T, Part III, line 4) .....	<b>6b</b> _____
<b>7a</b> Form 4720 check here ▶ <input type="checkbox"/>	<b>b</b> Total tax (Form 4720, Part III, line 1) .....	<b>7b</b> _____

### Part II Declaration and Signature Authorization of Officer or Person Subject to Tax

Under penalties of perjury, I declare that  I am an officer of the above organization or  I am a person subject to tax with respect to (name of organization) \_\_\_\_\_, (EIN) \_\_\_\_\_ and that I have examined a copy

of the 2020 electronic return and accompanying schedules and statements, and, to the best of my knowledge and belief, they are true, correct, and complete. I further declare that the amount in Part I above is the amount shown on the copy of the electronic return. I consent to allow my intermediate service provider, transmitter, or electronic return originator (ERO) to send the return to the IRS and to receive from the IRS (a) an acknowledgement of receipt or reason for rejection of the transmission, (b) the reason for any delay in processing the return or refund, and (c) the date of any refund. If applicable, I authorize the U.S. Treasury and its designated Financial Agent to initiate an electronic funds withdrawal (direct debit) entry to the financial institution account indicated in the tax preparation software for payment of the federal taxes owed on this return, and the financial institution to debit the entry to this account. To revoke a payment, I must contact the U.S. Treasury Financial Agent at 1-888-353-4537 no later than 2 business days prior to the payment (settlement) date. I also authorize the financial institutions involved in the processing of the electronic payment of taxes to receive confidential information necessary to answer inquiries and resolve issues related to the payment. I have selected a personal identification number (PIN) as my signature for the electronic return and, if applicable, the consent to electronic funds withdrawal.

**PIN: check one box only**

I authorize CLIFTONLARSONALLEN LLP to enter my PIN 12345  
ERO firm name Enter five numbers, but do not enter all zeros

as my signature on the tax year 2020 electronically filed return. If I have indicated within this return that a copy of the return is being filed with a state agency(ies) regulating charities as part of the IRS Fed/State program, I also authorize the aforementioned ERO to enter my PIN on the return's disclosure consent screen.

As an officer or person subject to tax with respect to the organization, I will enter my PIN as my signature on the tax year 2020 electronically filed return. If I have indicated within this return that a copy of the return is being filed with a state agency(ies) regulating charities as part of the IRS Fed/State program, I will enter my PIN on the return's disclosure consent screen.

Signature of officer or person subject to tax ▶ \*\*\*\*\* THIS IS NOT A FILEABLE COPY \*\*\* Date ▶

### Part III Certification and Authentication

**ERO's EFIN/PIN.** Enter your six-digit electronic filing identification number (EFIN) followed by your five-digit self-selected PIN.

**95405291740**

Do not enter all zeros

I certify that the above numeric entry is my PIN, which is my signature on the 2020 electronically filed return indicated above. I confirm that I am submitting this return in accordance with the requirements of **Pub. 4163**, Modernized e-File (MeF) Information for Authorized IRS e-file Providers for Business Returns.

ERO's signature ▶ MARLEN GOMEZ Date ▶ 02/23/22

**ERO Must Retain This Form - See Instructions  
Do Not Submit This Form to the IRS Unless Requested To Do So**

LHA For Paperwork Reduction Act Notice, see instructions.

Form **8879-EO** (2020)



Form **990**

# Return of Organization Exempt From Income Tax

OMB No. 1545-0047

Under section 501(c), 527, or 4947(a)(1) of the Internal Revenue Code (except private foundations)

**2020**

Department of the Treasury  
Internal Revenue Service

▶ Do not enter social security numbers on this form as it may be made public.  
▶ Go to [www.irs.gov/Form990](http://www.irs.gov/Form990) for instructions and the latest information.

Open to Public Inspection

**A** For the 2020 calendar year, or tax year beginning **JUL 1, 2020** and ending **JUN 30, 2021**

<b>B</b> Check if applicable:  <input type="checkbox"/> Address change <input type="checkbox"/> Name change <input type="checkbox"/> Initial return <input type="checkbox"/> Final return/terminated <input type="checkbox"/> Amended return <input type="checkbox"/> Application pending	<b>C</b> Name of organization <b>CAMINO NUEVO CHARTER ACADEMY</b> Doing business as Number and street (or P.O. box if mail is not delivered to street address) Room/suite <b>3435 W. TEMPLE STREET</b> City or town, state or province, country, and ZIP or foreign postal code <b>LOS ANGELES, CA 90026</b>	<b>D</b> Employer identification number <b>95-4771789</b>  <b>E</b> Telephone number <b>213-417-3400</b>
<b>F</b> Name and address of principal officer: <b>ADRIANA ABICH</b> <b>3435 W. TEMPLE STREET, LOS ANGELES, CA 9002</b>		<b>G</b> Gross receipts \$ <b>60,583,098.</b> <b>H(a)</b> Is this a group return for subordinates? ..... <input type="checkbox"/> Yes <input checked="" type="checkbox"/> No <b>H(b)</b> Are all subordinates included? <input type="checkbox"/> Yes <input type="checkbox"/> No If "No," attach a list. See instructions <b>H(c)</b> Group exemption number ▶
<b>I</b> Tax-exempt status: <input checked="" type="checkbox"/> 501(c)(3) <input type="checkbox"/> 501(c) ( ) ◀ (insert no.) <input type="checkbox"/> 4947(a)(1) or <input type="checkbox"/> 527		
<b>J</b> Website: ▶ <b>WWW.CAMINONUEVO.ORG</b>		
<b>K</b> Form of organization: <input checked="" type="checkbox"/> Corporation <input type="checkbox"/> Trust <input type="checkbox"/> Association <input type="checkbox"/> Other ▶		<b>L</b> Year of formation: <b>1999</b> <b>M</b> State of legal domicile: <b>CA</b>

**Part I Summary**

	<b>1</b>	Briefly describe the organization's mission or most significant activities: <b>OPERATES FOUR K-8 SCHOOLS AND TWO HIGH SCHOOLS AS CHARTER SCHOOLS IN CALIFORNIA.</b>		
	<b>2</b>	Check this box <input type="checkbox"/> if the organization discontinued its operations or disposed of more than 25% of its net assets.		
<b>Activities &amp; Governance</b>	<b>3</b>	Number of voting members of the governing body (Part VI, line 1a)	<b>3</b>	<b>12</b>
	<b>4</b>	Number of independent voting members of the governing body (Part VI, line 1b)	<b>4</b>	<b>12</b>
	<b>5</b>	Total number of individuals employed in calendar year 2020 (Part V, line 2a)	<b>5</b>	<b>516</b>
	<b>6</b>	Total number of volunteers (estimate if necessary)	<b>6</b>	<b>12</b>
	<b>7a</b>	Total unrelated business revenue from Part VIII, column (C), line 12	<b>7a</b>	<b>0.</b>
	<b>7b</b>	Net unrelated business taxable income from Form 990-T, Part I, line 11	<b>7b</b>	<b>0.</b>
	<b>Revenue</b>	<b>8</b>	Contributions and grants (Part VIII, line 1h)	<b>Prior Year</b> <b>45,426,967.</b>
<b>9</b>		Program service revenue (Part VIII, line 2g)	<b>0.</b>	<b>0.</b>
<b>10</b>		Investment income (Part VIII, column (A), lines 3, 4, and 7d)	<b>137,472.</b>	<b>63,102.</b>
<b>11</b>		Other revenue (Part VIII, column (A), lines 5, 6d, 8c, 9c, 10c, and 11e)	<b>209,687.</b>	<b>275,605.</b>
<b>12</b>		Total revenue - add lines 8 through 11 (must equal Part VIII, column (A), line 12)	<b>45,774,126.</b>	<b>60,583,098.</b>
<b>Expenses</b>		<b>13</b>	Grants and similar amounts paid (Part IX, column (A), lines 1-3)	<b>0.</b>
	<b>14</b>	Benefits paid to or for members (Part IX, column (A), line 4)	<b>0.</b>	<b>0.</b>
	<b>15</b>	Salaries, other compensation, employee benefits (Part IX, column (A), lines 5-10)	<b>24,116,527.</b>	<b>23,396,100.</b>
	<b>16a</b>	Professional fundraising fees (Part IX, column (A), line 11e)	<b>0.</b>	<b>0.</b>
	<b>b</b>	Total fundraising expenses (Part IX, column (D), line 25) ▶ <b>96,318.</b>		
	<b>17</b>	Other expenses (Part IX, column (A), lines 11a-11d, 11f-24e)	<b>20,687,868.</b>	<b>40,370,939.</b>
	<b>18</b>	Total expenses. Add lines 13-17 (must equal Part IX, column (A), line 25)	<b>44,804,395.</b>	<b>63,767,039.</b>
	<b>19</b>	Revenue less expenses. Subtract line 18 from line 12	<b>969,731.</b>	<b>-3,183,941.</b>
<b>Net Assets or Fund Balances</b>	<b>20</b>	Total assets (Part X, line 16)	<b>Beginning of Current Year</b> <b>74,424,863.</b>	<b>End of Year</b> <b>62,441,915.</b>
	<b>21</b>	Total liabilities (Part X, line 26)	<b>25,468,133.</b>	<b>16,669,126.</b>
	<b>22</b>	Net assets or fund balances. Subtract line 21 from line 20	<b>48,956,730.</b>	<b>45,772,789.</b>

**Part II Signature Block**

Under penalties of perjury, I declare that I have examined this return, including accompanying schedules and statements, and to the best of my knowledge and belief, it is true, correct, and complete. Declaration of preparer (other than officer) is based on all information of which preparer has any knowledge.

<b>Sign Here</b>	Signature of officer <b>ADRIANA ABICH, CHIEF EXECUTIVE OFFICER</b> Type or print name and title	Date			
<b>Paid Preparer Use Only</b>	Print/Type preparer's name <b>MARLEN GOMEZ</b>	Preparer's signature <b>MARLEN GOMEZ</b>	Date <b>02/23/22</b>	Check if self-employed <input type="checkbox"/>	PTIN <b>P01306775</b>
	Firm's name ▶ <b>CLIFTONLARSONALLEN LLP</b> Firm's address ▶ <b>2210 EAST ROUTE 66 GLENDORA, CA 91740</b>	Firm's EIN ▶ <b>41-0746749</b> Phone no. (626) <b>857-7300</b>			

May the IRS discuss this return with the preparer shown above? See instructions  Yes  No

Part III Statement of Program Service Accomplishments

Check if Schedule O contains a response or note to any line in this Part III

1 Briefly describe the organization's mission: THE MISSION OF CAMINO NUEVO CHARTER ACADEMY IS TO EDUCATE STUDENTS IN A COLLEGE PREPARATORY PROGRAM TO BE LITERATE, CRITICAL THINKERS, AND INDEPENDENT PROBLEM SOLVERS WHO ARE AGENTS OF SOCIAL JUSTICE WITH SENSITIVITY TOWARD THE WORLD AROUND THEM.

2 Did the organization undertake any significant program services during the year which were not listed on the prior Form 990 or 990-EZ? Yes No

3 Did the organization cease conducting, or make significant changes in how it conducts, any program services? Yes No

4 Describe the organization's program service accomplishments for each of its three largest program services, as measured by expenses. Section 501(c)(3) and 501(c)(4) organizations are required to report the amount of grants and allocations to others, the total expenses, and revenue, if any, for each program service reported.

4a (Code: ) (Expenses \$ 52,218,704. including grants of \$ ) (Revenue \$ ) CHARTER SCHOOLS PROVIDING EDUCATIONAL OPPORTUNITIES TO THE SURROUNDING COMMUNITY. FOR THE YEAR ENDED JUNE 30, 2021, CAMINO NUEVO CHARTER ACADEMY SERVED APPROXIMATELY 3,335 STUDENTS IN GRADES K - 12TH GRADE.

4b (Code: ) (Expenses \$ including grants of \$ ) (Revenue \$ )

4c (Code: ) (Expenses \$ including grants of \$ ) (Revenue \$ )

4d Other program services (Describe on Schedule O.) (Expenses \$ including grants of \$ ) (Revenue \$ )

4e Total program service expenses 52,218,704.

**Part IV Checklist of Required Schedules**

	Yes	No
1 Is the organization described in section 501(c)(3) or 4947(a)(1) (other than a private foundation)? <i>If "Yes," complete Schedule A</i>	X	
2 Is the organization required to complete <i>Schedule B, Schedule of Contributors</i> ?	X	
3 Did the organization engage in direct or indirect political campaign activities on behalf of or in opposition to candidates for public office? <i>If "Yes," complete Schedule C, Part I</i>		X
4 <b>Section 501(c)(3) organizations.</b> Did the organization engage in lobbying activities, or have a section 501(h) election in effect during the tax year? <i>If "Yes," complete Schedule C, Part II</i>		X
5 Is the organization a section 501(c)(4), 501(c)(5), or 501(c)(6) organization that receives membership dues, assessments, or similar amounts as defined in Revenue Procedure 98-19? <i>If "Yes," complete Schedule C, Part III</i>		X
6 Did the organization maintain any donor advised funds or any similar funds or accounts for which donors have the right to provide advice on the distribution or investment of amounts in such funds or accounts? <i>If "Yes," complete Schedule D, Part I</i>		X
7 Did the organization receive or hold a conservation easement, including easements to preserve open space, the environment, historic land areas, or historic structures? <i>If "Yes," complete Schedule D, Part II</i>		X
8 Did the organization maintain collections of works of art, historical treasures, or other similar assets? <i>If "Yes," complete Schedule D, Part III</i>		X
9 Did the organization report an amount in Part X, line 21, for escrow or custodial account liability, serve as a custodian for amounts not listed in Part X; or provide credit counseling, debt management, credit repair, or debt negotiation services? <i>If "Yes," complete Schedule D, Part IV</i>		X
10 Did the organization, directly or through a related organization, hold assets in donor-restricted endowments or in quasi endowments? <i>If "Yes," complete Schedule D, Part V</i>		X
11 If the organization's answer to any of the following questions is "Yes," then complete Schedule D, Parts VI, VII, VIII, IX, or X as applicable.		
a Did the organization report an amount for land, buildings, and equipment in Part X, line 10? <i>If "Yes," complete Schedule D, Part VI</i>	X	
b Did the organization report an amount for investments - other securities in Part X, line 12, that is 5% or more of its total assets reported in Part X, line 16? <i>If "Yes," complete Schedule D, Part VII</i>		X
c Did the organization report an amount for investments - program related in Part X, line 13, that is 5% or more of its total assets reported in Part X, line 16? <i>If "Yes," complete Schedule D, Part VIII</i>		X
d Did the organization report an amount for other assets in Part X, line 15, that is 5% or more of its total assets reported in Part X, line 16? <i>If "Yes," complete Schedule D, Part IX</i>		X
e Did the organization report an amount for other liabilities in Part X, line 25? <i>If "Yes," complete Schedule D, Part X</i>		X
f Did the organization's separate or consolidated financial statements for the tax year include a footnote that addresses the organization's liability for uncertain tax positions under FIN 48 (ASC 740)? <i>If "Yes," complete Schedule D, Part X</i>	X	
12a Did the organization obtain separate, independent audited financial statements for the tax year? <i>If "Yes," complete Schedule D, Parts XI and XII</i>		X
b Was the organization included in consolidated, independent audited financial statements for the tax year? <i>If "Yes," and if the organization answered "No" to line 12a, then completing Schedule D, Parts XI and XII is optional</i>	X	
13 Is the organization a school described in section 170(b)(1)(A)(ii)? <i>If "Yes," complete Schedule E</i>	X	
14a Did the organization maintain an office, employees, or agents outside of the United States?		X
b Did the organization have aggregate revenues or expenses of more than \$10,000 from grantmaking, fundraising, business, investment, and program service activities outside the United States, or aggregate foreign investments valued at \$100,000 or more? <i>If "Yes," complete Schedule F, Parts I and IV</i>		X
15 Did the organization report on Part IX, column (A), line 3, more than \$5,000 of grants or other assistance to or for any foreign organization? <i>If "Yes," complete Schedule F, Parts II and IV</i>		X
16 Did the organization report on Part IX, column (A), line 3, more than \$5,000 of aggregate grants or other assistance to or for foreign individuals? <i>If "Yes," complete Schedule F, Parts III and IV</i>		X
17 Did the organization report a total of more than \$15,000 of expenses for professional fundraising services on Part IX, column (A), lines 6 and 11e? <i>If "Yes," complete Schedule G, Part I</i>		X
18 Did the organization report more than \$15,000 total of fundraising event gross income and contributions on Part VIII, lines 1c and 8a? <i>If "Yes," complete Schedule G, Part II</i>		X
19 Did the organization report more than \$15,000 of gross income from gaming activities on Part VIII, line 9a? <i>If "Yes," complete Schedule G, Part III</i>		X
20a Did the organization operate one or more hospital facilities? <i>If "Yes," complete Schedule H</i>		X
b If "Yes" to line 20a, did the organization attach a copy of its audited financial statements to this return?		
21 Did the organization report more than \$5,000 of grants or other assistance to any domestic organization or domestic government on Part IX, column (A), line 1? <i>If "Yes," complete Schedule I, Parts I and II</i>		X

**Part IV Checklist of Required Schedules** (continued)

	Yes	No
<b>22</b> Did the organization report more than \$5,000 of grants or other assistance to or for domestic individuals on Part IX, column (A), line 2? <i>If "Yes," complete Schedule I, Parts I and III</i> .....		X
<b>23</b> Did the organization answer "Yes" to Part VII, Section A, line 3, 4, or 5 about compensation of the organization's current and former officers, directors, trustees, key employees, and highest compensated employees? <i>If "Yes," complete Schedule J</i> .....	X	
<b>24a</b> Did the organization have a tax-exempt bond issue with an outstanding principal amount of more than \$100,000 as of the last day of the year, that was issued after December 31, 2002? <i>If "Yes," answer lines 24b through 24d and complete Schedule K. If "No," go to line 25a</i> .....		X
<b>24b</b> Did the organization invest any proceeds of tax-exempt bonds beyond a temporary period exception? .....		
<b>24c</b> Did the organization maintain an escrow account other than a refunding escrow at any time during the year to defease any tax-exempt bonds? .....		
<b>24d</b> Did the organization act as an "on behalf of" issuer for bonds outstanding at any time during the year? .....		
<b>25a Section 501(c)(3), 501(c)(4), and 501(c)(29) organizations.</b> Did the organization engage in an excess benefit transaction with a disqualified person during the year? <i>If "Yes," complete Schedule L, Part I</i> .....		X
<b>25b</b> Is the organization aware that it engaged in an excess benefit transaction with a disqualified person in a prior year, and that the transaction has not been reported on any of the organization's prior Forms 990 or 990-EZ? <i>If "Yes," complete Schedule L, Part I</i> .....		X
<b>26</b> Did the organization report any amount on Part X, line 5 or 22, for receivables from or payables to any current or former officer, director, trustee, key employee, creator or founder, substantial contributor, or 35% controlled entity or family member of any of these persons? <i>If "Yes," complete Schedule L, Part II</i> .....		X
<b>27</b> Did the organization provide a grant or other assistance to any current or former officer, director, trustee, key employee, creator or founder, substantial contributor or employee thereof, a grant selection committee member, or to a 35% controlled entity (including an employee thereof) or family member of any of these persons? <i>If "Yes," complete Schedule L, Part III</i> .....		X
<b>28</b> Was the organization a party to a business transaction with one of the following parties (see Schedule L, Part IV instructions, for applicable filing thresholds, conditions, and exceptions):		
<b>28a</b> A current or former officer, director, trustee, key employee, creator or founder, or substantial contributor? <i>If "Yes," complete Schedule L, Part IV</i> .....		X
<b>28b</b> A family member of any individual described in line 28a? <i>If "Yes," complete Schedule L, Part IV</i> .....		X
<b>28c</b> A 35% controlled entity of one or more individuals and/or organizations described in lines 28a or 28b? <i>If "Yes," complete Schedule L, Part IV</i> .....		X
<b>29</b> Did the organization receive more than \$25,000 in non-cash contributions? <i>If "Yes," complete Schedule M</i> .....	X	
<b>30</b> Did the organization receive contributions of art, historical treasures, or other similar assets, or qualified conservation contributions? <i>If "Yes," complete Schedule M</i> .....		X
<b>31</b> Did the organization liquidate, terminate, or dissolve and cease operations? <i>If "Yes," complete Schedule N, Part I</i> .....		X
<b>32</b> Did the organization sell, exchange, dispose of, or transfer more than 25% of its net assets? <i>If "Yes," complete Schedule N, Part II</i> .....		X
<b>33</b> Did the organization own 100% of an entity disregarded as separate from the organization under Regulations sections 301.7701-2 and 301.7701-3? <i>If "Yes," complete Schedule R, Part I</i> .....		X
<b>34</b> Was the organization related to any tax-exempt or taxable entity? <i>If "Yes," complete Schedule R, Part II, III, or IV, and Part V, line 1</i> .....	X	
<b>35a</b> Did the organization have a controlled entity within the meaning of section 512(b)(13)? .....		X
<b>35b</b> If "Yes" to line 35a, did the organization receive any payment from or engage in any transaction with a controlled entity within the meaning of section 512(b)(13)? <i>If "Yes," complete Schedule R, Part V, line 2</i> .....		
<b>36 Section 501(c)(3) organizations.</b> Did the organization make any transfers to an exempt non-charitable related organization? <i>If "Yes," complete Schedule R, Part V, line 2</i> .....		X
<b>37</b> Did the organization conduct more than 5% of its activities through an entity that is not a related organization and that is treated as a partnership for federal income tax purposes? <i>If "Yes," complete Schedule R, Part VI</i> .....		X
<b>38</b> Did the organization complete Schedule O and provide explanations in Schedule O for Part VI, lines 11b and 19? .....	X	

**Note:** All Form 990 filers are required to complete Schedule O

**Part V Statements Regarding Other IRS Filings and Tax Compliance**

Check if Schedule O contains a response or note to any line in this Part V

	Yes	No
<b>1a</b> Enter the number reported in Box 3 of Form 1096. Enter -0- if not applicable .....		
<b>1b</b> Enter the number of Forms W-2G included in line 1a. Enter -0- if not applicable .....		
<b>1c</b> Did the organization comply with backup withholding rules for reportable payments to vendors and reportable gaming (gambling) winnings to prize winners? .....		

**Part V** Statements Regarding Other IRS Filings and Tax Compliance (continued)

		Yes	No
<b>2a</b>	Enter the number of employees reported on Form W-3, Transmittal of Wage and Tax Statements, filed for the calendar year ending with or within the year covered by this return ..... <b>2a</b> 516		
<b>b</b>	If at least one is reported on line 2a, did the organization file all required federal employment tax returns? ..... <b>2b</b> X	X	
<b>Note:</b> If the sum of lines 1a and 2a is greater than 250, you may be required to e-file (see instructions) .....			
<b>3a</b>	Did the organization have unrelated business gross income of \$1,000 or more during the year? ..... <b>3a</b>		X
<b>b</b>	If "Yes," has it filed a Form 990-T for this year? If "No" to line 3b, provide an explanation on Schedule O ..... <b>3b</b>		
<b>4a</b>	At any time during the calendar year, did the organization have an interest in, or a signature or other authority over, a financial account in a foreign country (such as a bank account, securities account, or other financial account)? ..... <b>4a</b>		X
<b>b</b>	If "Yes," enter the name of the foreign country ▶ _____ See instructions for filing requirements for FinCEN Form 114, Report of Foreign Bank and Financial Accounts (FBAR).		
<b>5a</b>	Was the organization a party to a prohibited tax shelter transaction at any time during the tax year? ..... <b>5a</b>		X
<b>b</b>	Did any taxable party notify the organization that it was or is a party to a prohibited tax shelter transaction? ..... <b>5b</b>		X
<b>c</b>	If "Yes" to line 5a or 5b, did the organization file Form 8886-T? ..... <b>5c</b>		
<b>6a</b>	Does the organization have annual gross receipts that are normally greater than \$100,000, and did the organization solicit any contributions that were not tax deductible as charitable contributions? ..... <b>6a</b>		X
<b>b</b>	If "Yes," did the organization include with every solicitation an express statement that such contributions or gifts were not tax deductible? .....		
<b>7</b>	<b>Organizations that may receive deductible contributions under section 170(c).</b>		
<b>a</b>	Did the organization receive a payment in excess of \$75 made partly as a contribution and partly for goods and services provided to the payor? ..... <b>7a</b>		X
<b>b</b>	If "Yes," did the organization notify the donor of the value of the goods or services provided? .....		
<b>c</b>	Did the organization sell, exchange, or otherwise dispose of tangible personal property for which it was required to file Form 8282? .....		X
<b>d</b>	If "Yes," indicate the number of Forms 8282 filed during the year ..... <b>7d</b>		
<b>e</b>	Did the organization receive any funds, directly or indirectly, to pay premiums on a personal benefit contract? .....		X
<b>f</b>	Did the organization, during the year, pay premiums, directly or indirectly, on a personal benefit contract? .....		X
<b>g</b>	If the organization received a contribution of qualified intellectual property, did the organization file Form 8899 as required? ...		
<b>h</b>	If the organization received a contribution of cars, boats, airplanes, or other vehicles, did the organization file a Form 1098-C?		
<b>8</b>	<b>Sponsoring organizations maintaining donor advised funds.</b> Did a donor advised fund maintained by the sponsoring organization have excess business holdings at any time during the year? .....		
<b>9</b>	<b>Sponsoring organizations maintaining donor advised funds.</b>		
<b>a</b>	Did the sponsoring organization make any taxable distributions under section 4966? .....		
<b>b</b>	Did the sponsoring organization make a distribution to a donor, donor advisor, or related person? .....		
<b>10</b>	<b>Section 501(c)(7) organizations.</b> Enter:		
<b>a</b>	Initiation fees and capital contributions included on Part VIII, line 12 ..... <b>10a</b>		
<b>b</b>	Gross receipts, included on Form 990, Part VIII, line 12, for public use of club facilities ..... <b>10b</b>		
<b>11</b>	<b>Section 501(c)(12) organizations.</b> Enter:		
<b>a</b>	Gross income from members or shareholders ..... <b>11a</b>		
<b>b</b>	Gross income from other sources (Do not net amounts due or paid to other sources against amounts due or received from them.) ..... <b>11b</b>		
<b>12a</b>	<b>Section 4947(a)(1) non-exempt charitable trusts.</b> Is the organization filing Form 990 in lieu of Form 1041? .....		
<b>b</b>	If "Yes," enter the amount of tax-exempt interest received or accrued during the year ..... <b>12b</b>		
<b>13</b>	<b>Section 501(c)(29) qualified nonprofit health insurance issuers.</b>		
<b>a</b>	Is the organization licensed to issue qualified health plans in more than one state? .....		
<b>Note:</b> See the instructions for additional information the organization must report on Schedule O.			
<b>b</b>	Enter the amount of reserves the organization is required to maintain by the states in which the organization is licensed to issue qualified health plans ..... <b>13b</b>		
<b>c</b>	Enter the amount of reserves on hand ..... <b>13c</b>		
<b>14a</b>	Did the organization receive any payments for indoor tanning services during the tax year? .....		X
<b>b</b>	If "Yes," has it filed a Form 720 to report these payments? If "No," provide an explanation on Schedule O .....		
<b>15</b>	Is the organization subject to the section 4960 tax on payment(s) of more than \$1,000,000 in remuneration or excess parachute payment(s) during the year? .....		X
If "Yes," see instructions and file Form 4720, Schedule N.			
<b>16</b>	Is the organization an educational institution subject to the section 4968 excise tax on net investment income? .....		X
If "Yes," complete Form 4720, Schedule O.			

**Part VI Governance, Management, and Disclosure** For each "Yes" response to lines 2 through 7b below, and for a "No" response to line 8a, 8b, or 10b below, describe the circumstances, processes, or changes on Schedule O. See instructions.

Check if Schedule O contains a response or note to any line in this Part VI

**Section A. Governing Body and Management**

		Yes	No
<b>1a</b>	Enter the number of voting members of the governing body at the end of the tax year If there are material differences in voting rights among members of the governing body, or if the governing body delegated broad authority to an executive committee or similar committee, explain on Schedule O.		
	1a		12
<b>b</b>	Enter the number of voting members included on line 1a, above, who are independent		
	1b		12
<b>2</b>	Did any officer, director, trustee, or key employee have a family relationship or a business relationship with any other officer, director, trustee, or key employee?		X
<b>3</b>	Did the organization delegate control over management duties customarily performed by or under the direct supervision of officers, directors, trustees, or key employees to a management company or other person?		X
<b>4</b>	Did the organization make any significant changes to its governing documents since the prior Form 990 was filed?	X	
<b>5</b>	Did the organization become aware during the year of a significant diversion of the organization's assets?		X
<b>6</b>	Did the organization have members or stockholders?	X	
<b>7a</b>	Did the organization have members, stockholders, or other persons who had the power to elect or appoint one or more members of the governing body?		X
<b>b</b>	Are any governance decisions of the organization reserved to (or subject to approval by) members, stockholders, or persons other than the governing body?	X	
<b>8</b>	Did the organization contemporaneously document the meetings held or written actions undertaken during the year by the following:		
<b>a</b>	The governing body?	X	
<b>b</b>	Each committee with authority to act on behalf of the governing body?		X
<b>9</b>	Is there any officer, director, trustee, or key employee listed in Part VII, Section A, who cannot be reached at the organization's mailing address? If "Yes," provide the names and addresses on Schedule O		X

**Section B. Policies** (This Section B requests information about policies not required by the Internal Revenue Code.)

		Yes	No
<b>10a</b>	Did the organization have local chapters, branches, or affiliates?		X
<b>b</b>	If "Yes," did the organization have written policies and procedures governing the activities of such chapters, affiliates, and branches to ensure their operations are consistent with the organization's exempt purposes?		
<b>10b</b>			
<b>11a</b>	Has the organization provided a complete copy of this Form 990 to all members of its governing body before filing the form?	X	
<b>b</b>	Describe in Schedule O the process, if any, used by the organization to review this Form 990.		
<b>12a</b>	Did the organization have a written conflict of interest policy? If "No," go to line 13	X	
<b>b</b>	Were officers, directors, or trustees, and key employees required to disclose annually interests that could give rise to conflicts?	X	
<b>c</b>	Did the organization regularly and consistently monitor and enforce compliance with the policy? If "Yes," describe in Schedule O how this was done	X	
<b>12c</b>			
<b>13</b>	Did the organization have a written whistleblower policy?	X	
<b>14</b>	Did the organization have a written document retention and destruction policy?	X	
<b>15</b>	Did the process for determining compensation of the following persons include a review and approval by independent persons, comparability data, and contemporaneous substantiation of the deliberation and decision?		
<b>a</b>	The organization's CEO, Executive Director, or top management official	X	
<b>b</b>	Other officers or key employees of the organization		X
	If "Yes" to line 15a or 15b, describe the process in Schedule O (see instructions).		
<b>16a</b>	Did the organization invest in, contribute assets to, or participate in a joint venture or similar arrangement with a taxable entity during the year?		X
<b>b</b>	If "Yes," did the organization follow a written policy or procedure requiring the organization to evaluate its participation in joint venture arrangements under applicable federal tax law, and take steps to safeguard the organization's exempt status with respect to such arrangements?		
<b>16b</b>			

**Section C. Disclosure**

- 17** List the states with which a copy of this Form 990 is required to be filed **CA**
- 18** Section 6104 requires an organization to make its Forms 1023 (1024 or 1024-A, if applicable), 990, and 990-T (Section 501(c)(3)s only) available for public inspection. Indicate how you made these available. Check all that apply.  
 Own website  Another's website  Upon request  Other (explain on Schedule O)
- 19** Describe on Schedule O whether (and if so, how) the organization made its governing documents, conflict of interest policy, and financial statements available to the public during the tax year.
- 20** State the name, address, and telephone number of the person who possesses the organization's books and records **ADRIANA ABICH - 213-417-3401**  
**3435 W. TEMPLE STREET, LOS ANGELES, CA 90026**

**Part VII Compensation of Officers, Directors, Trustees, Key Employees, Highest Compensated Employees, and Independent Contractors**

Check if Schedule O contains a response or note to any line in this Part VII

**Section A. Officers, Directors, Trustees, Key Employees, and Highest Compensated Employees**

**1a** Complete this table for all persons required to be listed. Report compensation for the calendar year ending with or within the organization's tax year.

- List all of the organization's **current** officers, directors, trustees (whether individuals or organizations), regardless of amount of compensation. Enter -0- in columns (D), (E), and (F) if no compensation was paid.
- List all of the organization's **current** key employees, if any. See instructions for definition of "key employee."
- List the organization's five **current** highest compensated employees (other than an officer, director, trustee, or key employee) who received reportable compensation (Box 5 of Form W-2 and/or Box 7 of Form 1099-MISC) of more than \$100,000 from the organization and any related organizations.
- List all of the organization's **former** officers, key employees, and highest compensated employees who received more than \$100,000 of reportable compensation from the organization and any related organizations.
- List all of the organization's **former directors or trustees** that received, in the capacity as a former director or trustee of the organization, more than \$10,000 of reportable compensation from the organization and any related organizations. See instructions for the order in which to list the persons above.

Check this box if neither the organization nor any related organization compensated any current officer, director, or trustee.

(A) Name and title	(B) Average hours per week (list any hours for related organizations below line)	(C) Position (do not check more than one box, unless person is both an officer and a director/trustee)						(D) Reportable compensation from the organization (W-2/1099-MISC)	(E) Reportable compensation from related organizations (W-2/1099-MISC)	(F) Estimated amount of other compensation from the organization and related organizations
		Individual trustee or director	Institutional trustee	Officer	Key employee	Highest compensated employee	Former			
(1) ADRIANA ABICH CHIEF EXECUTIVE OFFICER	40.00 2.00			X			192,039.	0.	46,175.	
(2) TAMMY STANTON CHIEF FINANCIAL OFFICER	40.00 2.00			X			0.	176,772.	10,635.	
(3) LAWRENCE BOONE II PRINCIPAL - DAL	40.00				X		128,495.	0.	27,229.	
(4) MARISOL CONDE PRINCIPAL - MIR	40.00				X		110,471.	0.	31,483.	
(5) CHARLES MILLER PRINCIPAL - BUR	40.00				X		119,524.	0.	19,694.	
(6) MELISSA MENDOZA PRINCIPAL - CIS	40.00				X		109,071.	0.	28,184.	
(7) CINDY LEE SMET CHAIR	1.00 2.00	X		X			0.	0.	0.	
(8) DAVID GIDLOW SECRETARY	1.00	X		X			0.	0.	0.	
(9) SHIHO ITO TREASURER	1.00 1.00	X		X			0.	0.	0.	
(10) CELIA ALVARADO MEMBER	1.00	X					0.	0.	0.	
(11) RACHEL HUNT MEMBER	1.00	X					0.	0.	0.	
(12) TAMARA POWERS MEMBER	1.00 1.00	X					0.	0.	0.	
(13) LIDA JENNINGS MEMBER	1.00	X					0.	0.	0.	
(14) JENNY SALAMANCA MEMBER	1.00	X					0.	0.	0.	
(15) ELENA LOPEZ MEMBER	1.00	X					0.	0.	0.	
(16) GIL FLORES MEMBER	1.00	X					0.	0.	0.	
(17) JAZMIN ORTEGA MEMBER	1.00	X					0.	0.	0.	





**Part VIII Statement of Revenue**

Check if Schedule O contains a response or note to any line in this Part VIII

			(A)	(B)	(C)	(D)	
			Total revenue	Related or exempt function revenue	Unrelated business revenue	Revenue excluded from tax under sections 512 - 514	
Contributions, Gifts, Grants and Other Similar Amounts	<b>1 a</b> Federated campaigns	<b>1a</b>					
	<b>b</b> Membership dues	<b>1b</b>					
	<b>c</b> Fundraising events	<b>1c</b>					
	<b>d</b> Related organizations	<b>1d</b>					
	<b>e</b> Government grants (contributions)	<b>1e</b>	59,976,678.				
	<b>f</b> All other contributions, gifts, grants, and similar amounts not included above	<b>1f</b>	267,713.				
	<b>g</b> Noncash contributions included in lines 1a-1f	<b>1g</b>	\$ 107,732.				
	<b>h Total.</b> Add lines 1a-1f			60,244,391.			
Program Service Revenue	<b>2 a</b>	<b>Business Code</b>					
	<b>b</b>						
	<b>c</b>						
	<b>d</b>						
	<b>e</b>						
	<b>f</b> All other program service revenue						
	<b>g Total.</b> Add lines 2a-2f						
Other Revenue	<b>3</b> Investment income (including dividends, interest, and other similar amounts)		63,102.			63,102.	
	<b>4</b> Income from investment of tax-exempt bond proceeds						
	<b>5</b> Royalties						
	<b>6 a</b> Gross rents	<b>6a</b>	(i) Real				
			(ii) Personal				
	<b>b</b> Less: rental expenses	<b>6b</b>					
	<b>c</b> Rental income or (loss)	<b>6c</b>					
	<b>d</b> Net rental income or (loss)						
	<b>7 a</b> Gross amount from sales of assets other than inventory	<b>7a</b>	(i) Securities				
			(ii) Other				
	<b>b</b> Less: cost or other basis and sales expenses	<b>7b</b>					
	<b>c</b> Gain or (loss)	<b>7c</b>					
<b>d</b> Net gain or (loss)							
<b>8 a</b> Gross income from fundraising events (not including \$ _____ of contributions reported on line 1c). See Part IV, line 18	<b>8a</b>						
<b>b</b> Less: direct expenses	<b>8b</b>						
<b>c</b> Net income or (loss) from fundraising events							
<b>9 a</b> Gross income from gaming activities. See Part IV, line 19	<b>9a</b>						
<b>b</b> Less: direct expenses	<b>9b</b>						
<b>c</b> Net income or (loss) from gaming activities							
<b>10 a</b> Gross sales of inventory, less returns and allowances	<b>10a</b>						
<b>b</b> Less: cost of goods sold	<b>10b</b>						
<b>c</b> Net income or (loss) from sales of inventory							
Miscellaneous Revenue	<b>11 a</b> FCC E-RATE CREDITS	<b>Business Code</b>	900099	241,174.		241,174.	
	<b>b</b> ALL OTHER LOCAL REVENUE		900099	34,431.		34,431.	
	<b>c</b>						
	<b>d</b> All other revenue						
	<b>e Total.</b> Add lines 11a-11d			275,605.			
<b>12 Total revenue.</b> See instructions			60,583,098.	0.	0.	338,707.	

**Part IX Statement of Functional Expenses**

Section 501(c)(3) and 501(c)(4) organizations must complete all columns. All other organizations must complete column (A).

Check if Schedule O contains a response or note to any line in this Part IX

Do not include amounts reported on lines 6b, 7b, 8b, 9b, and 10b of Part VIII.	(A) Total expenses	(B) Program service expenses	(C) Management and general expenses	(D) Fundraising expenses
1 Grants and other assistance to domestic organizations and domestic governments. See Part IV, line 21 ...				
2 Grants and other assistance to domestic individuals. See Part IV, line 22 .....				
3 Grants and other assistance to foreign organizations, foreign governments, and foreign individuals. See Part IV, lines 15 and 16 .....				
4 Benefits paid to or for members .....				
5 Compensation of current officers, directors, trustees, and key employees .....	255,388.	227,295.	28,093.	
6 Compensation not included above to disqualified persons (as defined under section 4958(f)(1)) and persons described in section 4958(c)(3)(B) .....				
7 Other salaries and wages .....	17,992,442.	16,131,384.	1,861,058.	
8 Pension plan accruals and contributions (include section 401(k) and 403(b) employer contributions) .....	3,029,007.	2,650,509.	378,498.	
9 Other employee benefits .....	1,604,220.	1,441,596.	162,624.	
10 Payroll taxes .....	515,043.	379,597.	135,446.	
11 Fees for services (nonemployees):				
a Management .....	5,628,866.		5,628,866.	
b Legal .....	93,446.		93,446.	
c Accounting .....				
d Lobbying .....				
e Professional fundraising services. See Part IV, line 17				
f Investment management fees .....				
g Other. (If line 11g amount exceeds 10% of line 25, column (A) amount, list line 11g expenses on Sch O.)	4,457,288.	4,144,020.	313,268.	
12 Advertising and promotion .....	124,520.		28,202.	96,318.
13 Office expenses .....	838,929.	5.	838,924.	
14 Information technology .....	1,185,019.	424,571.	760,448.	
15 Royalties .....				
16 Occupancy .....	2,995,514.	2,655,874.	339,640.	
17 Travel .....	13,988.	13,988.		
18 Payments of travel or entertainment expenses for any federal, state, or local public officials ...				
19 Conferences, conventions, and meetings .....				
20 Interest .....	385,721.		385,721.	
21 Payments to affiliates .....				
22 Depreciation, depletion, and amortization .....	1,672,845.	1,526,750.	146,095.	
23 Insurance .....	30,608.		30,608.	
24 Other expenses. Itemize expenses not covered above (List miscellaneous expenses on line 24e. If line 24e amount exceeds 10% of line 25, column (A) amount, list line 24e expenses on Schedule O.)				
a <b>LOSS ON DISPOSAL</b> .....	17,821,063.	17,821,063.		
b <b>INSTRUCTIONAL MATERIALS</b> .....	4,048,003.	4,048,003.		
c <b>NUTRITION PROGRAM FOOD</b> .....	700,944.	700,944.		
d <b>DUES &amp; MEMBERSHIPS</b> .....	58,658.		58,658.	
e All other expenses .....	315,527.	53,105.	262,422.	
<b>25 Total functional expenses.</b> Add lines 1 through 24e	<b>63,767,039.</b>	<b>52,218,704.</b>	<b>11,452,017.</b>	<b>96,318.</b>
<b>26 Joint costs.</b> Complete this line only if the organization reported in column (B) joint costs from a combined educational campaign and fundraising solicitation.				

Check here  if following SOP 98-2 (ASC 958-720)

**Part X Balance Sheet**

Check if Schedule O contains a response or note to any line in this Part X

		(A) Beginning of year		(B) End of year
<b>Assets</b>	<b>1</b> Cash - non-interest-bearing .....	3,270,738.	<b>1</b>	3,882,618.
	<b>2</b> Savings and temporary cash investments .....	7,500,622.	<b>2</b>	9,995,256.
	<b>3</b> Pledges and grants receivable, net .....		<b>3</b>	
	<b>4</b> Accounts receivable, net .....	4,995,967.	<b>4</b>	8,072,844.
	<b>5</b> Loans and other receivables from any current or former officer, director, trustee, key employee, creator or founder, substantial contributor, or 35% controlled entity or family member of any of these persons .....		<b>5</b>	
	<b>6</b> Loans and other receivables from other disqualified persons (as defined under section 4958(f)(1)), and persons described in section 4958(c)(3)(B) .....		<b>6</b>	
	<b>7</b> Notes and loans receivable, net .....		<b>7</b>	
	<b>8</b> Inventories for sale or use .....		<b>8</b>	
	<b>9</b> Prepaid expenses and deferred charges .....	359,888.	<b>9</b>	305,178.
	<b>10a</b> Land, buildings, and equipment: cost or other basis. Complete Part VI of Schedule D .....	<b>10a</b> 47,735,160.		
	<b>b</b> Less: accumulated depreciation .....	<b>10b</b> 7,737,394.	<b>10c</b>	39,997,766.
	<b>11</b> Investments - publicly traded securities .....		<b>11</b>	
	<b>12</b> Investments - other securities. See Part IV, line 11 .....		<b>12</b>	
	<b>13</b> Investments - program-related. See Part IV, line 11 .....		<b>13</b>	
	<b>14</b> Intangible assets .....		<b>14</b>	
	<b>15</b> Other assets. See Part IV, line 11 .....	176,958.	<b>15</b>	188,253.
<b>16 Total assets.</b> Add lines 1 through 15 (must equal line 33) .....	74,424,863.	<b>16</b>	62,441,915.	
<b>Liabilities</b>	<b>17</b> Accounts payable and accrued expenses .....	4,755,400.	<b>17</b>	4,619,797.
	<b>18</b> Grants payable .....		<b>18</b>	
	<b>19</b> Deferred revenue .....	19,000.	<b>19</b>	1,423,448.
	<b>20</b> Tax-exempt bond liabilities .....		<b>20</b>	
	<b>21</b> Escrow or custodial account liability. Complete Part IV of Schedule D .....		<b>21</b>	
	<b>22</b> Loans and other payables to any current or former officer, director, trustee, key employee, creator or founder, substantial contributor, or 35% controlled entity or family member of any of these persons .....		<b>22</b>	
	<b>23</b> Secured mortgages and notes payable to unrelated third parties .....		<b>23</b>	
	<b>24</b> Unsecured notes and loans payable to unrelated third parties .....	20,693,733.	<b>24</b>	10,625,881.
	<b>25</b> Other liabilities (including federal income tax, payables to related third parties, and other liabilities not included on lines 17-24). Complete Part X of Schedule D .....		<b>25</b>	
	<b>26 Total liabilities.</b> Add lines 17 through 25 .....	25,468,133.	<b>26</b>	16,669,126.
<b>Net Assets or Fund Balances</b>	<b>Organizations that follow FASB ASC 958, check here</b> <input checked="" type="checkbox"/> <b>and complete lines 27, 28, 32, and 33.</b>			
	<b>27</b> Net assets without donor restrictions .....	48,950,723.	<b>27</b>	45,772,789.
	<b>28</b> Net assets with donor restrictions .....	6,007.	<b>28</b>	0.
	<b>Organizations that do not follow FASB ASC 958, check here</b> <input type="checkbox"/> <b>and complete lines 29 through 33.</b>			
	<b>29</b> Capital stock or trust principal, or current funds .....		<b>29</b>	
	<b>30</b> Paid-in or capital surplus, or land, building, or equipment fund .....		<b>30</b>	
	<b>31</b> Retained earnings, endowment, accumulated income, or other funds .....		<b>31</b>	
	<b>32</b> Total net assets or fund balances .....	48,956,730.	<b>32</b>	45,772,789.
	<b>33</b> Total liabilities and net assets/fund balances .....	74,424,863.	<b>33</b>	62,441,915.

**Part XI Reconciliation of Net Assets**

Check if Schedule O contains a response or note to any line in this Part XI

1	Total revenue (must equal Part VIII, column (A), line 12)	1	60,583,098.
2	Total expenses (must equal Part IX, column (A), line 25)	2	63,767,039.
3	Revenue less expenses. Subtract line 2 from line 1	3	-3,183,941.
4	Net assets or fund balances at beginning of year (must equal Part X, line 32, column (A))	4	48,956,730.
5	Net unrealized gains (losses) on investments	5	
6	Donated services and use of facilities	6	
7	Investment expenses	7	
8	Prior period adjustments	8	
9	Other changes in net assets or fund balances (explain on Schedule O)	9	0.
10	Net assets or fund balances at end of year. Combine lines 3 through 9 (must equal Part X, line 32, column (B))	10	45,772,789.

**Part XII Financial Statements and Reporting**

Check if Schedule O contains a response or note to any line in this Part XII

- 1 Accounting method used to prepare the Form 990:  Cash  Accrual  Other \_\_\_\_\_  
If the organization changed its method of accounting from a prior year or checked "Other," explain in Schedule O.
- 2a Were the organization's financial statements compiled or reviewed by an independent accountant? \_\_\_\_\_  
If "Yes," check a box below to indicate whether the financial statements for the year were compiled or reviewed on a separate basis, consolidated basis, or both:  
 Separate basis  Consolidated basis  Both consolidated and separate basis
- b Were the organization's financial statements audited by an independent accountant? \_\_\_\_\_  
If "Yes," check a box below to indicate whether the financial statements for the year were audited on a separate basis, consolidated basis, or both:  
 Separate basis  Consolidated basis  Both consolidated and separate basis
- c If "Yes" to line 2a or 2b, does the organization have a committee that assumes responsibility for oversight of the audit, review, or compilation of its financial statements and selection of an independent accountant? \_\_\_\_\_  
If the organization changed either its oversight process or selection process during the tax year, explain on Schedule O.
- 3a As a result of a federal award, was the organization required to undergo an audit or audits as set forth in the Single Audit Act and OMB Circular A-133? \_\_\_\_\_
- b If "Yes," did the organization undergo the required audit or audits? If the organization did not undergo the required audit or audits, explain why on Schedule O and describe any steps taken to undergo such audits \_\_\_\_\_

	Yes	No
2a		X
2b	X	
2c	X	
3a	X	
3b	X	

Form 990 (2020)

**SCHEDULE A**  
**(Form 990 or 990-EZ)**

Department of the Treasury  
Internal Revenue Service

**Public Charity Status and Public Support**

Complete if the organization is a section 501(c)(3) organization or a section 4947(a)(1) nonexempt charitable trust.

▶ Attach to Form 990 or Form 990-EZ.

▶ Go to [www.irs.gov/Form990](http://www.irs.gov/Form990) for instructions and the latest information.

OMB No. 1545-0047

**2020**

Open to Public Inspection

<b>Name of the organization</b> CAMINO NUEVO CHARTER ACADEMY	<b>Employer identification number</b> 95-4771789
---	---

**Part I Reason for Public Charity Status.** (All organizations must complete this part.) See instructions.

The organization is not a private foundation because it is: (For lines 1 through 12, check only one box.)

- 1  A church, convention of churches, or association of churches described in **section 170(b)(1)(A)(i).**
- 2  A school described in **section 170(b)(1)(A)(ii).** (Attach Schedule E (Form 990 or 990-EZ).)
- 3  A hospital or a cooperative hospital service organization described in **section 170(b)(1)(A)(iii).**
- 4  A medical research organization operated in conjunction with a hospital described in **section 170(b)(1)(A)(iii).** Enter the hospital's name, city, and state: \_\_\_\_\_
- 5  An organization operated for the benefit of a college or university owned or operated by a governmental unit described in **section 170(b)(1)(A)(iv).** (Complete Part II.)
- 6  A federal, state, or local government or governmental unit described in **section 170(b)(1)(A)(v).**
- 7  An organization that normally receives a substantial part of its support from a governmental unit or from the general public described in **section 170(b)(1)(A)(vi).** (Complete Part II.)
- 8  A community trust described in **section 170(b)(1)(A)(vi).** (Complete Part II.)
- 9  An agricultural research organization described in **section 170(b)(1)(A)(ix)** operated in conjunction with a land-grant college or university or a non-land-grant college of agriculture (see instructions). Enter the name, city, and state of the college or university: \_\_\_\_\_
- 10  An organization that normally receives (1) more than 33 1/3% of its support from contributions, membership fees, and gross receipts from activities related to its exempt functions, subject to certain exceptions; and (2) no more than 33 1/3% of its support from gross investment income and unrelated business taxable income (less section 511 tax) from businesses acquired by the organization after June 30, 1975. See **section 509(a)(2).** (Complete Part III.)
- 11  An organization organized and operated exclusively to test for public safety. See **section 509(a)(4).**
- 12  An organization organized and operated exclusively for the benefit of, to perform the functions of, or to carry out the purposes of one or more publicly supported organizations described in **section 509(a)(1)** or **section 509(a)(2).** See **section 509(a)(3).** Check the box in lines 12a through 12d that describes the type of supporting organization and complete lines 12e, 12f, and 12g.
  - a  **Type I.** A supporting organization operated, supervised, or controlled by its supported organization(s), typically by giving the supported organization(s) the power to regularly appoint or elect a majority of the directors or trustees of the supporting organization. **You must complete Part IV, Sections A and B.**
  - b  **Type II.** A supporting organization supervised or controlled in connection with its supported organization(s), by having control or management of the supporting organization vested in the same persons that control or manage the supported organization(s). **You must complete Part IV, Sections A and C.**
  - c  **Type III functionally integrated.** A supporting organization operated in connection with, and functionally integrated with, its supported organization(s) (see instructions). **You must complete Part IV, Sections A, D, and E.**
  - d  **Type III non-functionally integrated.** A supporting organization operated in connection with its supported organization(s) that is not functionally integrated. The organization generally must satisfy a distribution requirement and an attentiveness requirement (see instructions). **You must complete Part IV, Sections A and D, and Part V.**
  - e  Check this box if the organization received a written determination from the IRS that it is a Type I, Type II, Type III functionally integrated, or Type III non-functionally integrated supporting organization.
  - f Enter the number of supported organizations .....
- g Provide the following information about the supported organization(s).

(i) Name of supported organization	(ii) EIN	(iii) Type of organization (described on lines 1-10 above (see instructions))	(iv) Is the organization listed in your governing document?		(v) Amount of monetary support (see instructions)	(vi) Amount of other support (see instructions)
			Yes	No		
<b>Total</b>						

**Part II Support Schedule for Organizations Described in Sections 170(b)(1)(A)(iv) and 170(b)(1)(A)(vi)**

(Complete only if you checked the box on line 5, 7, or 8 of Part I or if the organization failed to qualify under Part III. If the organization fails to qualify under the tests listed below, please complete Part III.)

**Section A. Public Support**

Calendar year (or fiscal year beginning in) ►	(a) 2016	(b) 2017	(c) 2018	(d) 2019	(e) 2020	(f) Total
<b>1</b> Gifts, grants, contributions, and membership fees received. (Do not include any "unusual grants.") .....						
<b>2</b> Tax revenues levied for the organization's benefit and either paid to or expended on its behalf .....						
<b>3</b> The value of services or facilities furnished by a governmental unit to the organization without charge .....						
<b>4 Total.</b> Add lines 1 through 3 .....						
<b>5</b> The portion of total contributions by each person (other than a governmental unit or publicly supported organization) included on line 1 that exceeds 2% of the amount shown on line 11, column (f) .....						
<b>6 Public support.</b> Subtract line 5 from line 4.						

**Section B. Total Support**

Calendar year (or fiscal year beginning in) ►	(a) 2016	(b) 2017	(c) 2018	(d) 2019	(e) 2020	(f) Total
<b>7</b> Amounts from line 4 .....						
<b>8</b> Gross income from interest, dividends, payments received on securities loans, rents, royalties, and income from similar sources .....						
<b>9</b> Net income from unrelated business activities, whether or not the business is regularly carried on .....						
<b>10</b> Other income. Do not include gain or loss from the sale of capital assets (Explain in Part VI.) .....						
<b>11 Total support.</b> Add lines 7 through 10						
<b>12</b> Gross receipts from related activities, etc. (see instructions) .....					12	
<b>13 First 5 years.</b> If the Form 990 is for the organization's first, second, third, fourth, or fifth tax year as a section 501(c)(3) organization, check this box and <b>stop here</b> .....						<input type="checkbox"/>

**Section C. Computation of Public Support Percentage**

<b>14</b> Public support percentage for 2020 (line 6, column (f), divided by line 11, column (f)) .....	14	%
<b>15</b> Public support percentage from 2019 Schedule A, Part II, line 14 .....	15	%
<b>16a 33 1/3% support test - 2020.</b> If the organization did not check the box on line 13, and line 14 is 33 1/3% or more, check this box and <b>stop here.</b> The organization qualifies as a publicly supported organization .....		<input type="checkbox"/>
<b>b 33 1/3% support test - 2019.</b> If the organization did not check a box on line 13 or 16a, and line 15 is 33 1/3% or more, check this box and <b>stop here.</b> The organization qualifies as a publicly supported organization .....		<input type="checkbox"/>
<b>17a 10% -facts-and-circumstances test - 2020.</b> If the organization did not check a box on line 13, 16a, or 16b, and line 14 is 10% or more, and if the organization meets the facts-and-circumstances test, check this box and <b>stop here.</b> Explain in Part VI how the organization meets the facts-and-circumstances test. The organization qualifies as a publicly supported organization .....		<input type="checkbox"/>
<b>b 10% -facts-and-circumstances test - 2019.</b> If the organization did not check a box on line 13, 16a, 16b, or 17a, and line 15 is 10% or more, and if the organization meets the facts-and-circumstances test, check this box and <b>stop here.</b> Explain in Part VI how the organization meets the facts-and-circumstances test. The organization qualifies as a publicly supported organization .....		<input type="checkbox"/>
<b>18 Private foundation.</b> If the organization did not check a box on line 13, 16a, 16b, 17a, or 17b, check this box and see instructions .....		<input type="checkbox"/>

Schedule A (Form 990 or 990-EZ) 2020

**Part III Support Schedule for Organizations Described in Section 509(a)(2)**

(Complete only if you checked the box on line 10 of Part I or if the organization failed to qualify under Part II. If the organization fails to qualify under the tests listed below, please complete Part II.)

**Section A. Public Support**

Calendar year (or fiscal year beginning in) ►	(a) 2016	(b) 2017	(c) 2018	(d) 2019	(e) 2020	(f) Total
<b>1</b> Gifts, grants, contributions, and membership fees received. (Do not include any "unusual grants.") .....						
<b>2</b> Gross receipts from admissions, merchandise sold or services performed, or facilities furnished in any activity that is related to the organization's tax-exempt purpose .....						
<b>3</b> Gross receipts from activities that are not an unrelated trade or business under section 513 .....						
<b>4</b> Tax revenues levied for the organization's benefit and either paid to or expended on its behalf .....						
<b>5</b> The value of services or facilities furnished by a governmental unit to the organization without charge .....						
<b>6 Total.</b> Add lines 1 through 5 .....						
<b>7a</b> Amounts included on lines 1, 2, and 3 received from disqualified persons .....						
<b>b</b> Amounts included on lines 2 and 3 received from other than disqualified persons that exceed the greater of \$5,000 or 1% of the amount on line 13 for the year .....						
<b>c</b> Add lines 7a and 7b .....						
<b>8 Public support.</b> (Subtract line 7c from line 6.)						

**Section B. Total Support**

Calendar year (or fiscal year beginning in) ►	(a) 2016	(b) 2017	(c) 2018	(d) 2019	(e) 2020	(f) Total
<b>9</b> Amounts from line 6 .....						
<b>10a</b> Gross income from interest, dividends, payments received on securities loans, rents, royalties, and income from similar sources .....						
<b>b</b> Unrelated business taxable income (less section 511 taxes) from businesses acquired after June 30, 1975 .....						
<b>c</b> Add lines 10a and 10b .....						
<b>11</b> Net income from unrelated business activities not included in line 10b, whether or not the business is regularly carried on .....						
<b>12</b> Other income. Do not include gain or loss from the sale of capital assets (Explain in Part VI.) .....						
<b>13 Total support.</b> (Add lines 9, 10c, 11, and 12.)						

**14 First 5 years.** If the Form 990 is for the organization's first, second, third, fourth, or fifth tax year as a section 501(c)(3) organization, check this box and **stop here**

**Section C. Computation of Public Support Percentage**

<b>15</b> Public support percentage for 2020 (line 8, column (f), divided by line 13, column (f)) .....	<b>15</b>	%
<b>16</b> Public support percentage from 2019 Schedule A, Part III, line 15 .....	<b>16</b>	%

**Section D. Computation of Investment Income Percentage**

<b>17</b> Investment income percentage for <b>2020</b> (line 10c, column (f), divided by line 13, column (f)) .....	<b>17</b>	%
<b>18</b> Investment income percentage from <b>2019</b> Schedule A, Part III, line 17 .....	<b>18</b>	%

**19a 33 1/3% support tests - 2020.** If the organization did not check the box on line 14, and line 15 is more than 33 1/3%, and line 17 is not more than 33 1/3%, check this box and **stop here**. The organization qualifies as a publicly supported organization

**b 33 1/3% support tests - 2019.** If the organization did not check a box on line 14 or line 19a, and line 16 is more than 33 1/3%, and line 18 is not more than 33 1/3%, check this box and **stop here**. The organization qualifies as a publicly supported organization

**20 Private foundation.** If the organization did not check a box on line 14, 19a, or 19b, check this box and see instructions

**Part IV Supporting Organizations**

(Complete only if you checked a box in line 12 on Part I. If you checked box 12a, Part I, complete Sections A and B. If you checked box 12b, Part I, complete Sections A and C. If you checked box 12c, Part I, complete Sections A, D, and E. If you checked box 12d, Part I, complete Sections A and D, and complete Part V.)

**Section A. All Supporting Organizations**

	Yes	No
<b>1</b> Are all of the organization's supported organizations listed by name in the organization's governing documents? <i>If "No," describe in Part VI how the supported organizations are designated. If designated by class or purpose, describe the designation. If historic and continuing relationship, explain.</i>		
<b>2</b> Did the organization have any supported organization that does not have an IRS determination of status under section 509(a)(1) or (2)? <i>If "Yes," explain in Part VI how the organization determined that the supported organization was described in section 509(a)(1) or (2).</i>		
<b>3a</b> Did the organization have a supported organization described in section 501(c)(4), (5), or (6)? <i>If "Yes," answer lines 3b and 3c below.</i>		
<b>b</b> Did the organization confirm that each supported organization qualified under section 501(c)(4), (5), or (6) and satisfied the public support tests under section 509(a)(2)? <i>If "Yes," describe in Part VI when and how the organization made the determination.</i>		
<b>c</b> Did the organization ensure that all support to such organizations was used exclusively for section 170(c)(2)(B) purposes? <i>If "Yes," explain in Part VI what controls the organization put in place to ensure such use.</i>		
<b>4a</b> Was any supported organization not organized in the United States ("foreign supported organization")? <i>If "Yes," and if you checked box 12a or 12b in Part I, answer lines 4b and 4c below.</i>		
<b>b</b> Did the organization have ultimate control and discretion in deciding whether to make grants to the foreign supported organization? <i>If "Yes," describe in Part VI how the organization had such control and discretion despite being controlled or supervised by or in connection with its supported organizations.</i>		
<b>c</b> Did the organization support any foreign supported organization that does not have an IRS determination under sections 501(c)(3) and 509(a)(1) or (2)? <i>If "Yes," explain in Part VI what controls the organization used to ensure that all support to the foreign supported organization was used exclusively for section 170(c)(2)(B) purposes.</i>		
<b>5a</b> Did the organization add, substitute, or remove any supported organizations during the tax year? <i>If "Yes," answer lines 5b and 5c below (if applicable). Also, provide detail in Part VI, including (i) the names and EIN numbers of the supported organizations added, substituted, or removed; (ii) the reasons for each such action; (iii) the authority under the organization's organizing document authorizing such action; and (iv) how the action was accomplished (such as by amendment to the organizing document).</i>		
<b>b Type I or Type II only.</b> Was any added or substituted supported organization part of a class already designated in the organization's organizing document?		
<b>c Substitutions only.</b> Was the substitution the result of an event beyond the organization's control?		
<b>6</b> Did the organization provide support (whether in the form of grants or the provision of services or facilities) to anyone other than (i) its supported organizations, (ii) individuals that are part of the charitable class benefited by one or more of its supported organizations, or (iii) other supporting organizations that also support or benefit one or more of the filing organization's supported organizations? <i>If "Yes," provide detail in Part VI.</i>		
<b>7</b> Did the organization provide a grant, loan, compensation, or other similar payment to a substantial contributor (as defined in section 4958(c)(3)(C)), a family member of a substantial contributor, or a 35% controlled entity with regard to a substantial contributor? <i>If "Yes," complete Part I of Schedule L (Form 990 or 990-EZ).</i>		
<b>8</b> Did the organization make a loan to a disqualified person (as defined in section 4958) not described in line 7? <i>If "Yes," complete Part I of Schedule L (Form 990 or 990-EZ).</i>		
<b>9a</b> Was the organization controlled directly or indirectly at any time during the tax year by one or more disqualified persons, as defined in section 4946 (other than foundation managers and organizations described in section 509(a)(1) or (2))? <i>If "Yes," provide detail in Part VI.</i>		
<b>b</b> Did one or more disqualified persons (as defined in line 9a) hold a controlling interest in any entity in which the supporting organization had an interest? <i>If "Yes," provide detail in Part VI.</i>		
<b>c</b> Did a disqualified person (as defined in line 9a) have an ownership interest in, or derive any personal benefit from, assets in which the supporting organization also had an interest? <i>If "Yes," provide detail in Part VI.</i>		
<b>10a</b> Was the organization subject to the excess business holdings rules of section 4943 because of section 4943(f) (regarding certain Type II supporting organizations, and all Type III non-functionally integrated supporting organizations)? <i>If "Yes," answer line 10b below.</i>		
<b>b</b> Did the organization have any excess business holdings in the tax year? <i>(Use Schedule C, Form 4720, to determine whether the organization had excess business holdings.)</i>		



**Part IV Supporting Organizations** (continued)

	Yes	No
<b>11</b> Has the organization accepted a gift or contribution from any of the following persons?		
<b>a</b> A person who directly or indirectly controls, either alone or together with persons described in lines 11b and 11c below, the governing body of a supported organization?		
<b>b</b> A family member of a person described in line 11a above?		
<b>c</b> A 35% controlled entity of a person described in line 11a or 11b above? <i>If "Yes" to line 11a, 11b, or 11c, provide detail in Part VI.</i>		
<b>11a</b>		
<b>11b</b>		
<b>11c</b>		

**Section B. Type I Supporting Organizations**

	Yes	No
<b>1</b> Did the governing body, members of the governing body, officers acting in their official capacity, or membership of one or more supported organizations have the power to regularly appoint or elect at least a majority of the organization's officers, directors, or trustees at all times during the tax year? <i>If "No," describe in Part VI how the supported organization(s) effectively operated, supervised, or controlled the organization's activities. If the organization had more than one supported organization, describe how the powers to appoint and/or remove officers, directors, or trustees were allocated among the supported organizations and what conditions or restrictions, if any, applied to such powers during the tax year.</i>		
<b>2</b> Did the organization operate for the benefit of any supported organization other than the supported organization(s) that operated, supervised, or controlled the supporting organization? <i>If "Yes," explain in Part VI how providing such benefit carried out the purposes of the supported organization(s) that operated, supervised, or controlled the supporting organization.</i>		
<b>1</b>		
<b>2</b>		

**Section C. Type II Supporting Organizations**

	Yes	No
<b>1</b> Were a majority of the organization's directors or trustees during the tax year also a majority of the directors or trustees of each of the organization's supported organization(s)? <i>If "No," describe in Part VI how control or management of the supporting organization was vested in the same persons that controlled or managed the supported organization(s).</i>		
<b>1</b>		

**Section D. All Type III Supporting Organizations**

	Yes	No
<b>1</b> Did the organization provide to each of its supported organizations, by the last day of the fifth month of the organization's tax year, (i) a written notice describing the type and amount of support provided during the prior tax year, (ii) a copy of the Form 990 that was most recently filed as of the date of notification, and (iii) copies of the organization's governing documents in effect on the date of notification, to the extent not previously provided?		
<b>2</b> Were any of the organization's officers, directors, or trustees either (i) appointed or elected by the supported organization(s) or (ii) serving on the governing body of a supported organization? <i>If "No," explain in Part VI how the organization maintained a close and continuous working relationship with the supported organization(s).</i>		
<b>3</b> By reason of the relationship described in line 2, above, did the organization's supported organizations have a significant voice in the organization's investment policies and in directing the use of the organization's income or assets at all times during the tax year? <i>If "Yes," describe in Part VI the role the organization's supported organizations played in this regard.</i>		
<b>1</b>		
<b>2</b>		
<b>3</b>		

**Section E. Type III Functionally Integrated Supporting Organizations**

<b>1</b> Check the box next to the method that the organization used to satisfy the Integral Part Test during the year (see instructions).			
<b>a</b> <input type="checkbox"/> The organization satisfied the Activities Test. Complete line 2 below.			
<b>b</b> <input type="checkbox"/> The organization is the parent of each of its supported organizations. Complete line 3 below.			
<b>c</b> <input type="checkbox"/> The organization supported a governmental entity. Describe in Part VI how you supported a governmental entity (see instructions).			
<b>2</b> Activities Test. Answer lines 2a and 2b below.		Yes	No
<b>a</b> Did substantially all of the organization's activities during the tax year directly further the exempt purposes of the supported organization(s) to which the organization was responsive? <i>If "Yes," then in Part VI identify those supported organizations and explain how these activities directly furthered their exempt purposes, how the organization was responsive to those supported organizations, and how the organization determined that these activities constituted substantially all of its activities.</i>			
<b>b</b> Did the activities described in line 2a, above, constitute activities that, but for the organization's involvement, one or more of the organization's supported organization(s) would have been engaged in? <i>If "Yes," explain in Part VI the reasons for the organization's position that its supported organization(s) would have engaged in these activities but for the organization's involvement.</i>			
<b>3</b> Parent of Supported Organizations. Answer lines 3a and 3b below.			
<b>a</b> Did the organization have the power to regularly appoint or elect a majority of the officers, directors, or trustees of each of the supported organizations? <i>If "Yes" or "No" provide details in Part VI.</i>			
<b>b</b> Did the organization exercise a substantial degree of direction over the policies, programs, and activities of each of its supported organizations? <i>If "Yes," describe in Part VI the role played by the organization in this regard.</i>			
<b>2a</b>			
<b>2b</b>			
<b>3a</b>			
<b>3b</b>			

**Part V Type III Non-Functionally Integrated 509(a)(3) Supporting Organizations**

- 1  Check here if the organization satisfied the Integral Part Test as a qualifying trust on Nov. 20, 1970 ( *explain in Part VI*). **See instructions.**  
All other Type III non-functionally integrated supporting organizations must complete Sections A through E.

<b>Section A - Adjusted Net Income</b>		(A) Prior Year	(B) Current Year (optional)
1	Net short-term capital gain	1	
2	Recoveries of prior-year distributions	2	
3	Other gross income (see instructions)	3	
4	Add lines 1 through 3.	4	
5	Depreciation and depletion	5	
6	Portion of operating expenses paid or incurred for production or collection of gross income or for management, conservation, or maintenance of property held for production of income (see instructions)	6	
7	Other expenses (see instructions)	7	
8	<b>Adjusted Net Income</b> (subtract lines 5, 6, and 7 from line 4)	8	
<b>Section B - Minimum Asset Amount</b>		(A) Prior Year	(B) Current Year (optional)
1	Aggregate fair market value of all non-exempt-use assets (see instructions for short tax year or assets held for part of year):		
a	Average monthly value of securities	1a	
b	Average monthly cash balances	1b	
c	Fair market value of other non-exempt-use assets	1c	
d	<b>Total</b> (add lines 1a, 1b, and 1c)	1d	
e	<b>Discount</b> claimed for blockage or other factors ( <i>explain in detail in Part VI</i> ):		
2	Acquisition indebtedness applicable to non-exempt-use assets	2	
3	Subtract line 2 from line 1d.	3	
4	Cash deemed held for exempt use. Enter 0.015 of line 3 (for greater amount, see instructions).	4	
5	Net value of non-exempt-use assets (subtract line 4 from line 3)	5	
6	Multiply line 5 by 0.035.	6	
7	Recoveries of prior-year distributions	7	
8	<b>Minimum Asset Amount</b> (add line 7 to line 6)	8	
<b>Section C - Distributable Amount</b>			Current Year
1	Adjusted net income for prior year (from Section A, line 8, column A)	1	
2	Enter 0.85 of line 1.	2	
3	Minimum asset amount for prior year (from Section B, line 8, column A)	3	
4	Enter greater of line 2 or line 3.	4	
5	Income tax imposed in prior year	5	
6	<b>Distributable Amount.</b> Subtract line 5 from line 4, unless subject to emergency temporary reduction (see instructions).	6	
7	<input type="checkbox"/> Check here if the current year is the organization's first as a non-functionally integrated Type III supporting organization (see instructions).		

Schedule A (Form 990 or 990-EZ) 2020


**Part V Type III Non-Functionally Integrated 509(a)(3) Supporting Organizations** (continued)

<b>Section D - Distributions</b>		<b>Current Year</b>
<b>1</b>	Amounts paid to supported organizations to accomplish exempt purposes	<b>1</b>
<b>2</b>	Amounts paid to perform activity that directly furthers exempt purposes of supported organizations, in excess of income from activity	<b>2</b>
<b>3</b>	Administrative expenses paid to accomplish exempt purposes of supported organizations	<b>3</b>
<b>4</b>	Amounts paid to acquire exempt-use assets	<b>4</b>
<b>5</b>	Qualified set-aside amounts (prior IRS approval required - provide details in Part VI)	<b>5</b>
<b>6</b>	Other distributions (describe in Part VI). See instructions.	<b>6</b>
<b>7</b>	<b>Total annual distributions.</b> Add lines 1 through 6.	<b>7</b>
<b>8</b>	Distributions to attentive supported organizations to which the organization is responsive (provide details in Part VI). See instructions.	<b>8</b>
<b>9</b>	Distributable amount for 2020 from Section C, line 6	<b>9</b>
<b>10</b>	Line 8 amount divided by line 9 amount	<b>10</b>

<b>Section E - Distribution Allocations</b> (see instructions)	<b>(i) Excess Distributions</b>	<b>(ii) Underdistributions Pre-2020</b>	<b>(iii) Distributable Amount for 2020</b>
<b>1</b> Distributable amount for 2020 from Section C, line 6			
<b>2</b> Underdistributions, if any, for years prior to 2020 (reasonable cause required - explain in Part VI). See instructions.			
<b>3</b> Excess distributions carryover, if any, to 2020			
<b>a</b> From 2015			
<b>b</b> From 2016			
<b>c</b> From 2017			
<b>d</b> From 2018			
<b>e</b> From 2019			
<b>f</b> Total of lines 3a through 3e			
<b>g</b> Applied to underdistributions of prior years			
<b>h</b> Applied to 2020 distributable amount			
<b>i</b> Carryover from 2015 not applied (see instructions)			
<b>j</b> Remainder. Subtract lines 3g, 3h, and 3i from line 3f.			
<b>4</b> Distributions for 2020 from Section D, line 7: \$			
<b>a</b> Applied to underdistributions of prior years			
<b>b</b> Applied to 2020 distributable amount			
<b>c</b> Remainder. Subtract lines 4a and 4b from line 4.			
<b>5</b> Remaining underdistributions for years prior to 2020, if any. Subtract lines 3g and 4a from line 2. For result greater than zero, explain in Part VI. See instructions.			
<b>6</b> Remaining underdistributions for 2020. Subtract lines 3h and 4b from line 1. For result greater than zero, explain in Part VI. See instructions.			
<b>7</b> <b>Excess distributions carryover to 2021.</b> Add lines 3j and 4c.			
<b>8</b> Breakdown of line 7:			
<b>a</b> Excess from 2016			
<b>b</b> Excess from 2017			
<b>c</b> Excess from 2018			
<b>d</b> Excess from 2019			
<b>e</b> Excess from 2020			

Schedule A (Form 990 or 990-EZ) 2020

**Part VI** **Supplemental Information.** Provide the explanations required by Part II, line 10; Part II, line 17a or 17b; Part III, line 12; Part IV, Section A, lines 1, 2, 3b, 3c, 4b, 4c, 5a, 6, 9a, 9b, 9c, 11a, 11b, and 11c; Part IV, Section B, lines 1 and 2; Part IV, Section C, line 1; Part IV, Section D, lines 2 and 3; Part IV, Section E, lines 1c, 2a, 2b, 3a, and 3b; Part V, line 1; Part V, Section B, line 1e; Part V, Section D, lines 5, 6, and 8; and Part V, Section E, lines 2, 5, and 6. Also complete this part for any additional information. (See instructions.)



**Schedule B**(Form 990, 990-EZ,  
or 990-PF)Department of the Treasury  
Internal Revenue Service**Schedule of Contributors**

- ▶ Attach to Form 990, Form 990-EZ, or Form 990-PF.  
▶ Go to [www.irs.gov/Form990](http://www.irs.gov/Form990) for the latest information.

OMB No. 1545-0047

**2020**

Name of the organization

CAMINO NUEVO CHARTER ACADEMY

Employer identification number

95-4771789

Organization type (check one):

**Filers of:****Section:**

Form 990 or 990-EZ

 501(c)( 3 ) (enter number) organization 4947(a)(1) nonexempt charitable trust **not** treated as a private foundation 527 political organization

Form 990-PF

 501(c)(3) exempt private foundation 4947(a)(1) nonexempt charitable trust treated as a private foundation 501(c)(3) taxable private foundationCheck if your organization is covered by the **General Rule** or a **Special Rule**.**Note:** Only a section 501(c)(7), (8), or (10) organization can check boxes for both the General Rule and a Special Rule. See instructions.**General Rule**

- For an organization filing Form 990, 990-EZ, or 990-PF that received, during the year, contributions totaling \$5,000 or more (in money or property) from any one contributor. Complete Parts I and II. See instructions for determining a contributor's total contributions.

**Special Rules**

- For an organization described in section 501(c)(3) filing Form 990 or 990-EZ that met the 33 1/3% support test of the regulations under sections 509(a)(1) and 170(b)(1)(A)(vi), that checked Schedule A (Form 990 or 990-EZ), Part II, line 13, 16a, or 16b, and that received from any one contributor, during the year, total contributions of the greater of **(1)** \$5,000; or **(2)** 2% of the amount on (i) Form 990, Part VIII, line 1h; or (ii) Form 990-EZ, line 1. Complete Parts I and II.
- For an organization described in section 501(c)(7), (8), or (10) filing Form 990 or 990-EZ that received from any one contributor, during the year, total contributions of more than \$1,000 exclusively for religious, charitable, scientific, literary, or educational purposes, or for the prevention of cruelty to children or animals. Complete Parts I (entering "N/A" in column (b) instead of the contributor name and address), II, and III.
- For an organization described in section 501(c)(7), (8), or (10) filing Form 990 or 990-EZ that received from any one contributor, during the year, contributions *exclusively* for religious, charitable, etc., purposes, but no such contributions totaled more than \$1,000. If this box is checked, enter here the total contributions that were received during the year for an *exclusively* religious, charitable, etc., purpose. Don't complete any of the parts unless the **General Rule** applies to this organization because it received *nonexclusively* religious, charitable, etc., contributions totaling \$5,000 or more during the year ..... ▶ \$ \_\_\_\_\_

**Caution:** An organization that isn't covered by the General Rule and/or the Special Rules doesn't file Schedule B (Form 990, 990-EZ, or 990-PF), but it **must** answer "No" on Part IV, line 2, of its Form 990; or check the box on line H of its Form 990-EZ or on its Form 990-PF, Part I, line 2, to certify that it doesn't meet the filing requirements of Schedule B (Form 990, 990-EZ, or 990-PF).

LHA For Paperwork Reduction Act Notice, see the instructions for Form 990, 990-EZ, or 990-PF.

Schedule B (Form 990, 990-EZ, or 990-PF) (2020)

Schedule B (Form 990, 990-EZ, or 990-PF) (2020)

Page **2**

Name of organization <b>CAMINO NUEVO CHARTER ACADEMY</b>	Employer identification number <b>95-4771789</b>
---	---

**Part I Contributors** (see instructions). Use duplicate copies of Part I if additional space is needed.

(a) No.	(b) Name, address, and ZIP + 4	(c) Total contributions	(d) Type of contribution
1	UNIDOS US FOUNDATION 1126 16TH STREET NW, SUITE 600 WASHINGTON, DC 20036	\$ 59,000.	Person <input checked="" type="checkbox"/> Payroll <input type="checkbox"/> Noncash <input type="checkbox"/> (Complete Part II for noncash contributions.)
2	THE ANGELO FAMILY CHARITABLE FOUNDATION 245 PARK AVENUE 26TH FLOOR NEW YORK, NY 10167	\$ 25,000.	Person <input checked="" type="checkbox"/> Payroll <input type="checkbox"/> Noncash <input type="checkbox"/> (Complete Part II for noncash contributions.)
3	GENYOUTH 555 MADISON AVENUE, 5TH FLOOR NEW YORK, NY 10022	\$ 9,000.	Person <input checked="" type="checkbox"/> Payroll <input type="checkbox"/> Noncash <input type="checkbox"/> (Complete Part II for noncash contributions.)
4	GREAT PUBLIC SCHOOLS NOW 1150 S. OLIVE ST., SUITE 1325 LOS ANGELES, CA 90015	\$ 50,000.	Person <input checked="" type="checkbox"/> Payroll <input type="checkbox"/> Noncash <input type="checkbox"/> (Complete Part II for noncash contributions.)
5	CERREL ASSOCIATES 750 N SAN VICENTE BLVD SUITE 800 WEST HOLLYWOOD, CA 90069	\$ 15,000.	Person <input type="checkbox"/> Payroll <input type="checkbox"/> Noncash <input checked="" type="checkbox"/> (Complete Part II for noncash contributions.)
6	SEE'S CANDY PO BOX 93024 LONG BEACH, CA 90809	\$ 92,732.	Person <input type="checkbox"/> Payroll <input type="checkbox"/> Noncash <input checked="" type="checkbox"/> (Complete Part II for noncash contributions.)

Name of organization  <b>CAMINO NUEVO CHARTER ACADEMY</b>	<b>Employer identification number</b>  95-4771789
---	---

**Part II Noncash Property** (see instructions). Use duplicate copies of Part II if additional space is needed.

(a) No. from Part I	(b) Description of noncash property given	(c) FMV (or estimate) (See instructions.)	(d) Date received
5	FURNITURE _____ _____ _____	\$ 15,000.	06/30/21
6	CANDY _____ _____ _____	\$ 92,732.	06/30/21
	_____ _____ _____	\$ _____	_____
	_____ _____ _____	\$ _____	_____
	_____ _____ _____	\$ _____	_____
	_____ _____ _____	\$ _____	_____

Name of organization  <b>CAMINO NUEVO CHARTER ACADEMY</b>	Employer identification number  <b>95-4771789</b>
---	---

**Part III** Exclusively religious, charitable, etc., contributions to organizations described in section 501(c)(7), (8), or (10) that total more than \$1,000 for the year from any one contributor. Complete columns (a) through (e) and the following line entry. For organizations completing Part III, enter the total of exclusively religious, charitable, etc., contributions of \$1,000 or less for the year. (Enter this info. once.) ▶ \$ \_\_\_\_\_  
Use duplicate copies of Part III if additional space is needed.

(a) No. from Part I	(b) Purpose of gift	(c) Use of gift	(d) Description of how gift is held
<b>(e) Transfer of gift</b>			
<b>Transferee's name, address, and ZIP + 4</b>		<b>Relationship of transferor to transferee</b>	
(a) No. from Part I	(b) Purpose of gift	(c) Use of gift	(d) Description of how gift is held
<b>(e) Transfer of gift</b>			
<b>Transferee's name, address, and ZIP + 4</b>		<b>Relationship of transferor to transferee</b>	
(a) No. from Part I	(b) Purpose of gift	(c) Use of gift	(d) Description of how gift is held
<b>(e) Transfer of gift</b>			
<b>Transferee's name, address, and ZIP + 4</b>		<b>Relationship of transferor to transferee</b>	
(a) No. from Part I	(b) Purpose of gift	(c) Use of gift	(d) Description of how gift is held
<b>(e) Transfer of gift</b>			
<b>Transferee's name, address, and ZIP + 4</b>		<b>Relationship of transferor to transferee</b>	



**SCHEDULE D**  
**(Form 990)**

Department of the Treasury  
Internal Revenue Service

**Supplemental Financial Statements**

▶ **Complete if the organization answered "Yes" on Form 990, Part IV, line 6, 7, 8, 9, 10, 11a, 11b, 11c, 11d, 11e, 11f, 12a, or 12b.**  
▶ **Attach to Form 990.**

▶ **Go to [www.irs.gov/Form990](http://www.irs.gov/Form990) for instructions and the latest information.**

OMB No. 1545-0047

**2020**  
**Open to Public Inspection**

**Name of the organization** CAMINO NUEVO CHARTER ACADEMY **Employer identification number** 95-4771789

**Part I Organizations Maintaining Donor Advised Funds or Other Similar Funds or Accounts.** Complete if the organization answered "Yes" on Form 990, Part IV, line 6.

	(a) Donor advised funds	(b) Funds and other accounts
1 Total number at end of year .....		
2 Aggregate value of contributions to (during year) .....		
3 Aggregate value of grants from (during year) .....		
4 Aggregate value at end of year .....		
5 Did the organization inform all donors and donor advisors in writing that the assets held in donor advised funds are the organization's property, subject to the organization's exclusive legal control? .....	<input type="checkbox"/> Yes <input type="checkbox"/> No	
6 Did the organization inform all grantees, donors, and donor advisors in writing that grant funds can be used only for charitable purposes and not for the benefit of the donor or donor advisor, or for any other purpose conferring impermissible private benefit? .....	<input type="checkbox"/> Yes <input type="checkbox"/> No	

**Part II Conservation Easements.** Complete if the organization answered "Yes" on Form 990, Part IV, line 7.

1 Purpose(s) of conservation easements held by the organization (check all that apply).  
 Preservation of land for public use (for example, recreation or education)  Preservation of a historically important land area  
 Protection of natural habitat  Preservation of a certified historic structure  
 Preservation of open space

2 Complete lines 2a through 2d if the organization held a qualified conservation contribution in the form of a conservation easement on the last day of the tax year.

	Held at the End of the Tax Year
a Total number of conservation easements .....	2a
b Total acreage restricted by conservation easements .....	2b
c Number of conservation easements on a certified historic structure included in (a) .....	2c
d Number of conservation easements included in (c) acquired after 7/25/06, and not on a historic structure listed in the National Register .....	2d

3 Number of conservation easements modified, transferred, released, extinguished, or terminated by the organization during the tax year ▶ \_\_\_\_\_

4 Number of states where property subject to conservation easement is located ▶ \_\_\_\_\_

5 Does the organization have a written policy regarding the periodic monitoring, inspection, handling of violations, and enforcement of the conservation easements it holds? .....

6 Staff and volunteer hours devoted to monitoring, inspecting, handling of violations, and enforcing conservation easements during the year ▶ \_\_\_\_\_

7 Amount of expenses incurred in monitoring, inspecting, handling of violations, and enforcing conservation easements during the year ▶ \$ \_\_\_\_\_

8 Does each conservation easement reported on line 2(d) above satisfy the requirements of section 170(h)(4)(B)(i) and section 170(h)(4)(B)(ii)? .....

9 In Part XIII, describe how the organization reports conservation easements in its revenue and expense statement and balance sheet, and include, if applicable, the text of the footnote to the organization's financial statements that describes the organization's accounting for conservation easements.

**Part III Organizations Maintaining Collections of Art, Historical Treasures, or Other Similar Assets.** Complete if the organization answered "Yes" on Form 990, Part IV, line 8.

1a If the organization elected, as permitted under FASB ASC 958, not to report in its revenue statement and balance sheet works of art, historical treasures, or other similar assets held for public exhibition, education, or research in furtherance of public service, provide in Part XIII the text of the footnote to its financial statements that describes these items.

b If the organization elected, as permitted under FASB ASC 958, to report in its revenue statement and balance sheet works of art, historical treasures, or other similar assets held for public exhibition, education, or research in furtherance of public service, provide the following amounts relating to these items:

(i) Revenue included on Form 990, Part VIII, line 1 .....

(ii) Assets included in Form 990, Part X .....

2 If the organization received or held works of art, historical treasures, or other similar assets for financial gain, provide the following amounts required to be reported under FASB ASC 958 relating to these items:

a Revenue included on Form 990, Part VIII, line 1 .....

b Assets included in Form 990, Part X .....

LHA For Paperwork Reduction Act Notice, see the Instructions for Form 990. Schedule D (Form 990) 2020

**Part III Organizations Maintaining Collections of Art, Historical Treasures, or Other Similar Assets** (continued)

- 3 Using the organization's acquisition, accession, and other records, check any of the following that make significant use of its collection items (check all that apply):
- a  Public exhibition
  - b  Scholarly research
  - c  Preservation for future generations
  - d  Loan or exchange program
  - e  Other \_\_\_\_\_
- 4 Provide a description of the organization's collections and explain how they further the organization's exempt purpose in Part XIII.
- 5 During the year, did the organization solicit or receive donations of art, historical treasures, or other similar assets to be sold to raise funds rather than to be maintained as part of the organization's collection?  Yes  No

**Part IV Escrow and Custodial Arrangements.** Complete if the organization answered "Yes" on Form 990, Part IV, line 9, or reported an amount on Form 990, Part X, line 21.

- 1a Is the organization an agent, trustee, custodian or other intermediary for contributions or other assets not included on Form 990, Part X?  Yes  No
- b If "Yes," explain the arrangement in Part XIII and complete the following table:
- |                                 | Amount |
|---------------------------------|--------|
| c Beginning balance             | 1c     |
| d Additions during the year     | 1d     |
| e Distributions during the year | 1e     |
| f Ending balance                | 1f     |
- 2a Did the organization include an amount on Form 990, Part X, line 21, for escrow or custodial account liability?  Yes  No
- b If "Yes," explain the arrangement in Part XIII. Check here if the explanation has been provided on Part XIII

**Part V Endowment Funds.** Complete if the organization answered "Yes" on Form 990, Part IV, line 10.

	(a) Current year	(b) Prior year	(c) Two years back	(d) Three years back	(e) Four years back
1a Beginning of year balance					
b Contributions					
c Net investment earnings, gains, and losses					
d Grants or scholarships					
e Other expenditures for facilities and programs					
f Administrative expenses					
g End of year balance					

- 2 Provide the estimated percentage of the current year end balance (line 1g, column (a)) held as:
- a Board designated or quasi-endowment \_\_\_\_\_ %
  - b Permanent endowment \_\_\_\_\_ %
  - c Term endowment \_\_\_\_\_ %
- The percentages on lines 2a, 2b, and 2c should equal 100%.
- 3a Are there endowment funds not in the possession of the organization that are held and administered for the organization by:
- |   | Yes    | No |
|---|--------|----|
| (i) Unrelated organizations   | 3a(i)  |    |
| (ii) Related organizations  | 3a(ii) |    |
| b If "Yes" on line 3a(ii), are the related organizations listed as required on Schedule R? <input type="checkbox"/> | 3b     |    |
- 4 Describe in Part XIII the intended uses of the organization's endowment funds.

**Part VI Land, Buildings, and Equipment.**

Complete if the organization answered "Yes" on Form 990, Part IV, line 11a. See Form 990, Part X, line 10.

Description of property	(a) Cost or other basis (investment)	(b) Cost or other basis (other)	(c) Accumulated depreciation	(d) Book value
1a Land		12,579,941.		12,579,941.
b Buildings		28,333,786.	3,365,043.	24,968,743.
c Leasehold improvements		1,824,882.	1,038,142.	786,740.
d Equipment		4,996,551.	3,334,209.	1,662,342.
e Other				

**Total.** Add lines 1a through 1e. (Column (d) must equal Form 990, Part X, column (B), line 10c.) 39,997,766.

**Part VII Investments - Other Securities.**

Complete if the organization answered "Yes" on Form 990, Part IV, line 11b. See Form 990, Part X, line 12.

(a) Description of security or category (including name of security)	(b) Book value	(c) Method of valuation: Cost or end-of-year market value
(1) Financial derivatives .....		
(2) Closely held equity interests .....		
(3) Other .....		
(A)		
(B)		
(C)		
(D)		
(E)		
(F)		
(G)		
(H)		
<b>Total.</b> (Col. (b) must equal Form 990, Part X, col. (B) line 12.) ▶		

**Part VIII Investments - Program Related.**

Complete if the organization answered "Yes" on Form 990, Part IV, line 11c. See Form 990, Part X, line 13.

(a) Description of investment	(b) Book value	(c) Method of valuation: Cost or end-of-year market value
(1)		
(2)		
(3)		
(4)		
(5)		
(6)		
(7)		
(8)		
(9)		
<b>Total.</b> (Col. (b) must equal Form 990, Part X, col. (B) line 13.) ▶		

**Part IX Other Assets.**

Complete if the organization answered "Yes" on Form 990, Part IV, line 11d. See Form 990, Part X, line 15.

(a) Description	(b) Book value
(1)	
(2)	
(3)	
(4)	
(5)	
(6)	
(7)	
(8)	
(9)	
<b>Total.</b> (Column (b) must equal Form 990, Part X, col. (B) line 15.) ▶	

**Part X Other Liabilities.**

Complete if the organization answered "Yes" on Form 990, Part IV, line 11e or 11f. See Form 990, Part X, line 25.

1. (a) Description of liability	(b) Book value
(1) Federal income taxes	
(2)	
(3)	
(4)	
(5)	
(6)	
(7)	
(8)	
(9)	
<b>Total.</b> (Column (b) must equal Form 990, Part X, col. (B) line 25.) ▶	

2. Liability for uncertain tax positions. In Part XIII, provide the text of the footnote to the organization's financial statements that reports the organization's liability for uncertain tax positions under FASB ASC 740. Check here if the text of the footnote has been provided in Part XIII ...

**Part XI Reconciliation of Revenue per Audited Financial Statements With Revenue per Return.**

Complete if the organization answered "Yes" on Form 990, Part IV, line 12a.

<b>1</b>	Total revenue, gains, and other support per audited financial statements		<b>1</b>
<b>2</b>	Amounts included on line 1 but not on Form 990, Part VIII, line 12:		
<b>a</b>	Net unrealized gains (losses) on investments	<b>2a</b>	
<b>b</b>	Donated services and use of facilities	<b>2b</b>	
<b>c</b>	Recoveries of prior year grants	<b>2c</b>	
<b>d</b>	Other (Describe in Part XIII.)	<b>2d</b>	
<b>e</b>	Add lines <b>2a</b> through <b>2d</b>		<b>2e</b>
<b>3</b>	Subtract line <b>2e</b> from line <b>1</b>		<b>3</b>
<b>4</b>	Amounts included on Form 990, Part VIII, line 12, but not on line 1:		
<b>a</b>	Investment expenses not included on Form 990, Part VIII, line 7b	<b>4a</b>	
<b>b</b>	Other (Describe in Part XIII.)	<b>4b</b>	
<b>c</b>	Add lines <b>4a</b> and <b>4b</b>		<b>4c</b>
<b>5</b>	Total revenue. Add lines <b>3</b> and <b>4c</b> . (This must equal Form 990, Part I, line 12.)		<b>5</b>

**Part XII Reconciliation of Expenses per Audited Financial Statements With Expenses per Return.**

Complete if the organization answered "Yes" on Form 990, Part IV, line 12a.

<b>1</b>	Total expenses and losses per audited financial statements		<b>1</b>
<b>2</b>	Amounts included on line 1 but not on Form 990, Part IX, line 25:		
<b>a</b>	Donated services and use of facilities	<b>2a</b>	
<b>b</b>	Prior year adjustments	<b>2b</b>	
<b>c</b>	Other losses	<b>2c</b>	
<b>d</b>	Other (Describe in Part XIII.)	<b>2d</b>	
<b>e</b>	Add lines <b>2a</b> through <b>2d</b>		<b>2e</b>
<b>3</b>	Subtract line <b>2e</b> from line <b>1</b>		<b>3</b>
<b>4</b>	Amounts included on Form 990, Part IX, line 25, but not on line 1:		
<b>a</b>	Investment expenses not included on Form 990, Part VIII, line 7b	<b>4a</b>	
<b>b</b>	Other (Describe in Part XIII.)	<b>4b</b>	
<b>c</b>	Add lines <b>4a</b> and <b>4b</b>		<b>4c</b>
<b>5</b>	Total expenses. Add lines <b>3</b> and <b>4c</b> . (This must equal Form 990, Part I, line 18.)		<b>5</b>

**Part XIII Supplemental Information.**

Provide the descriptions required for Part II, lines 3, 5, and 9; Part III, lines 1a and 4; Part IV, lines 1b and 2b; Part V, line 4; Part X, line 2; Part XI, lines 2d and 4b; and Part XII, lines 2d and 4b. Also complete this part to provide any additional information.

**PART X, LINE 2:**

CNCA IS A NON-PROFIT ENTITY EXEMPT FROM THE PAYMENT OF INCOME TAXES UNDER INTERNAL REVENUE CODE SECTION 501(C)(3) AND CALIFORNIA REVENUE AND TAXATION CODE SECTION 23701D. ACCORDINGLY, NO PROVISION HAS BEEN MADE FOR INCOME TAXES. MANAGEMENT HAS DETERMINED THAT ALL INCOME TAX POSITIONS ARE MORE LIKELY THAN NOT OF BEING SUSTAINED UPON POTENTIAL AUDIT OR EXAMINATION; THEREFORE, NO DISCLOSURES OF UNCERTAIN INCOME TAX POSITIONS ARE REQUIRED. CNCA IS SUBJECT TO INCOME TAX ON NET INCOME THAT IS DERIVED FROM BUSINESS ACTIVITIES THAT ARE UNRELATED TO THE EXEMPT PURPOSES. CNCA FILES EXEMPT RETURNS AND APPLICABLE UNRELATED BUSINESS INCOME TAX RETURNS IN THE U.S. FEDERAL JURISDICTION AND WITH THE CALIFORNIA FRANCHISE TAX BOARD.



**SCHEDULE E**  
**(Form 990 or 990-EZ)**

**Schools**

OMB No. 1545-0047

**2020**

**Open to Public Inspection**

Department of the Treasury  
Internal Revenue Service

▶ **Complete if the organization answered "Yes" on Form 990, Part IV, line 13, or Form 990-EZ, Part VI, line 48.**

▶ **Attach to Form 990 or Form 990-EZ.**

▶ **Go to [www.irs.gov/Form990](http://www.irs.gov/Form990) for the latest information.**

Name of the organization

**CAMINO NUEVO CHARTER ACADEMY**

Employer identification number

**95-4771789**

**Part I**

	YES	NO
1 Does the organization have a racially nondiscriminatory policy toward students by statement in its charter, bylaws, other governing instrument, or in a resolution of its governing body? .....	X	
2 Does the organization include a statement of its racially nondiscriminatory policy toward students in all its brochures, catalogues, and other written communications with the public dealing with student admissions, programs, and scholarships?	X	
3 Has the organization publicized its racially nondiscriminatory policy on its primary publicly accessible Internet homepage at all times during its taxable year in a manner reasonably expected to be noticed by visitors to the homepage, or through newspaper or broadcast media during the period of solicitation for students, or during the registration period if it has no solicitation program, in a way that makes the policy known to all parts of the general community it serves? If "Yes," please describe. If "No," please explain. If you need more space, use Part II .....	X	
<b>THE POLICY IS LISTED ON THE ENROLLMENT APPLICATION, WEBSITE AND POSTED IN FRONT OF THE OFFICE AT EACH SITE.</b>		
4 Does the organization maintain the following?		
a Records indicating the racial composition of the student body, faculty, and administrative staff? .....	X	
b Records documenting that scholarships and other financial assistance are awarded on a racially nondiscriminatory basis? ..	X	
c Copies of all catalogues, brochures, announcements, and other written communications to the public dealing with student admissions, programs, and scholarships? .....	X	
d Copies of all material used by the organization or on its behalf to solicit contributions? .....	X	
If you answered "No" to any of the above, please explain. If you need more space, use Part II.		
5 Does the organization discriminate by race in any way with respect to:		
a Students' rights or privileges? .....		X
b Admissions policies? .....		X
c Employment of faculty or administrative staff? .....		X
d Scholarships or other financial assistance? .....		X
e Educational policies? .....		X
f Use of facilities? .....		X
g Athletic programs? .....		X
h Other extracurricular activities? .....		X
If you answered "Yes" to any of the above, please explain. If you need more space, use Part II.		
6a Does the organization receive any financial aid or assistance from a governmental agency? .....	X	
b Has the organization's right to such aid ever been revoked or suspended? .....		X
If you answered "Yes" on either line 6a or line 6b, explain on Part II.		
7 Does the organization certify that it has complied with the applicable requirements of sections 4.01 through 4.05 of Rev. Proc. 75-50, 1975-2 C.B. 587, covering racial nondiscrimination? If "No," explain on Part II .....	X	


LHA For Paperwork Reduction Act Notice, see the Instructions for Form 990 or Form 990-EZ.

Schedule E (Form 990 or 990-EZ) 2020

**Part II** **Supplemental Information.** Provide the explanations required by Part I, lines 3, 4d, 5h, 6b, and 7, as applicable. Also provide any other additional information.

SCH E

FINANCIAL AID OR GOVERNMENT ASSISTANCE EXPLANATION: CAMINO NUEVO  
CHARTER ACADEMY IS A NETWORK OF CHARTER SCHOOLS PRINCIPALLY FUNDED BY  
CALIFORNIA AND FEDERAL MONIES RECEIVED THROUGH THE CALIFORNIA  
DEPARTMENT OF EDUCATION.



**SCHEDULE J  
(Form 990)**

**Compensation Information**

OMB No. 1545-0047

**2020**

Open to Public Inspection

Department of the Treasury  
Internal Revenue Service

For certain Officers, Directors, Trustees, Key Employees, and Highest Compensated Employees  
 ▶ Complete if the organization answered "Yes" on Form 990, Part IV, line 23.  
 ▶ Attach to Form 990.  
 ▶ Go to [www.irs.gov/Form990](http://www.irs.gov/Form990) for instructions and the latest information.

Name of the organization: **CAMINO NUEVO CHARTER ACADEMY**  
 Employer identification number: **95-4771789**

**Part I Questions Regarding Compensation**

- 1a** Check the appropriate box(es) if the organization provided any of the following to or for a person listed on Form 990, Part VII, Section A, line 1a. Complete Part III to provide any relevant information regarding these items.
- |  |  |
|--|--|
| <input type="checkbox"/> First-class or charter travel             | <input type="checkbox"/> Housing allowance or residence for personal use   |
| <input type="checkbox"/> Travel for companions                     | <input type="checkbox"/> Payments for business use of personal residence   |
| <input type="checkbox"/> Tax indemnification and gross-up payments | <input type="checkbox"/> Health or social club dues or initiation fees     |
| <input type="checkbox"/> Discretionary spending account            | <input type="checkbox"/> Personal services (such as maid, chauffeur, chef) |
- b** If any of the boxes on line 1a are checked, did the organization follow a written policy regarding payment or reimbursement or provision of all of the expenses described above? If "No," complete Part III to explain .....
- 2** Did the organization require substantiation prior to reimbursing or allowing expenses incurred by all directors, trustees, and officers, including the CEO/Executive Director, regarding the items checked on line 1a? .....
- 3** Indicate which, if any, of the following the organization used to establish the compensation of the organization's CEO/Executive Director. Check all that apply. Do not check any boxes for methods used by a related organization to establish compensation of the CEO/Executive Director, but explain in Part III.
- |  |   |
|--|---|
| <input checked="" type="checkbox"/> Compensation committee   | <input type="checkbox"/> Written employment contract                                |
| <input type="checkbox"/> Independent compensation consultant | <input checked="" type="checkbox"/> Compensation survey or study                    |
| <input type="checkbox"/> Form 990 of other organizations     | <input checked="" type="checkbox"/> Approval by the board or compensation committee |
- 4** During the year, did any person listed on Form 990, Part VII, Section A, line 1a, with respect to the filing organization or a related organization:
- a** Receive a severance payment or change-of-control payment? .....
- b** Participate in or receive payment from a supplemental nonqualified retirement plan? .....
- c** Participate in or receive payment from an equity-based compensation arrangement? .....
- If "Yes" to any of lines 4a-c, list the persons and provide the applicable amounts for each item in Part III.
- Only section 501(c)(3), 501(c)(4), and 501(c)(29) organizations must complete lines 5-9.**
- 5** For persons listed on Form 990, Part VII, Section A, line 1a, did the organization pay or accrue any compensation contingent on the revenues of:
- a** The organization? .....
- b** Any related organization? .....
- If "Yes" on line 5a or 5b, describe in Part III.
- 6** For persons listed on Form 990, Part VII, Section A, line 1a, did the organization pay or accrue any compensation contingent on the net earnings of:
- a** The organization? .....
- b** Any related organization? .....
- If "Yes" on line 6a or 6b, describe in Part III.
- 7** For persons listed on Form 990, Part VII, Section A, line 1a, did the organization provide any nonfixed payments not described on lines 5 and 6? If "Yes," describe in Part III .....
- 8** Were any amounts reported on Form 990, Part VII, paid or accrued pursuant to a contract that was subject to the initial contract exception described in Regulations section 53.4958-4(a)(3)? If "Yes," describe in Part III .....
- 9** If "Yes" on line 8, did the organization also follow the rebuttable presumption procedure described in Regulations section 53.4958-6(c)? .....

	Yes	No
<b>1b</b>		
<b>2</b>		
<b>4a</b>		<input checked="" type="checkbox"/>
<b>4b</b>		<input checked="" type="checkbox"/>
<b>4c</b>		<input checked="" type="checkbox"/>
<b>5a</b>		<input checked="" type="checkbox"/>
<b>5b</b>		<input checked="" type="checkbox"/>
<b>6a</b>		<input checked="" type="checkbox"/>
<b>6b</b>		<input checked="" type="checkbox"/>
<b>7</b>		<input checked="" type="checkbox"/>
<b>8</b>		<input checked="" type="checkbox"/>
<b>9</b>		

LHA For Paperwork Reduction Act Notice, see the Instructions for Form 990.

Schedule J (Form 990) 2020



**Part II Officers, Directors, Trustees, Key Employees, and Highest Compensated Employees.** Use duplicate copies if additional space is needed.

For each individual whose compensation must be reported on Schedule J, report compensation from the organization on row (i) and from related organizations, described in the instructions, on row (ii). Do not list any individuals that aren't listed on Form 990, Part VII.

**Note:** The sum of columns (B)(i)-(iii) for each listed individual must equal the total amount of Form 990, Part VII, Section A, line 1a, applicable column (D) and (E) amounts for that individual.

(A) Name and Title		(B) Breakdown of W-2 and/or 1099-MISC compensation			(C) Retirement and other deferred compensation	(D) Nontaxable benefits	(E) Total of columns (B)(i)-(D)	(F) Compensation in column (B) reported as deferred on prior Form 990
		(i) Base compensation	(ii) Bonus & incentive compensation	(iii) Other reportable compensation				
(1) ADRIANA ABICH CHIEF EXECUTIVE OFFICER	(i)	192,039.	0.	0.	33,055.	13,120.	238,214.	0.
	(ii)	0.	0.	0.	0.	0.	0.	0.
(2) TAMMY STANTON CHIEF FINANCIAL OFFICER	(i)	0.	0.	0.	0.	0.	0.	0.
	(ii)	176,772.	0.	0.	10,606.	29.	187,407.	0.
(3) LAWRENCE BOONE II PRINCIPAL - DAL	(i)	128,495.	0.	0.	21,340.	5,889.	155,724.	0.
	(ii)	0.	0.	0.	0.	0.	0.	0.
	(i)							
	(ii)							
	(i)							
	(ii)							
	(i)							
	(ii)							
	(i)							
	(ii)							
	(i)							
	(ii)							
	(i)							
	(ii)							
	(i)							
	(ii)							
	(i)							
	(ii)							
	(i)							
	(ii)							



**SCHEDULE M  
(Form 990)**

**Noncash Contributions**

OMB No. 1545-0047

**2020**

Open to Public Inspection

Department of the Treasury  
Internal Revenue Service

- ▶ Complete if the organizations answered "Yes" on Form 990, Part IV, lines 29 or 30.
- ▶ Attach to Form 990.
- ▶ Go to [www.irs.gov/Form990](http://www.irs.gov/Form990) for instructions and the latest information.

Name of the organization **CAMINO NUEVO CHARTER ACADEMY** Employer identification number **95-4771789**

**Part I Types of Property**

	(a) Check if applicable	(b) Number of contributions or items contributed	(c) Noncash contribution amounts reported on Form 990, Part VIII, line 1g	(d) Method of determining noncash contribution amounts
1 Art - Works of art				
2 Art - Historical treasures				
3 Art - Fractional interests				
4 Books and publications				
5 Clothing and household goods	X		15,000.	FAIR VALUE
6 Cars and other vehicles				
7 Boats and planes				
8 Intellectual property				
9 Securities - Publicly traded				
10 Securities - Closely held stock				
11 Securities - Partnership, LLC, or trust interests				
12 Securities - Miscellaneous				
13 Qualified conservation contribution - Historic structures				
14 Qualified conservation contribution - Other				
15 Real estate - Residential				
16 Real estate - Commercial				
17 Real estate - Other				
18 Collectibles				
19 Food inventory	X	1	92,732.	FAIR VALUE
20 Drugs and medical supplies				
21 Taxidermy				
22 Historical artifacts				
23 Scientific specimens				
24 Archeological artifacts				
25 Other ( )				
26 Other ( )				
27 Other ( )				
28 Other ( )				

29 Number of Forms 8283 received by the organization during the tax year for contributions for which the organization completed Form 8283, Part V, Donee Acknowledgement **29** **1**

	Yes	No
30a During the year, did the organization receive by contribution any property reported in Part I, lines 1 through 28, that it must hold for at least three years from the date of the initial contribution, and which isn't required to be used for exempt purposes for the entire holding period?		X
b If "Yes," describe the arrangement in Part II.		
31 Does the organization have a gift acceptance policy that requires the review of any nonstandard contributions?		X
32a Does the organization hire or use third parties or related organizations to solicit, process, or sell noncash contributions?		X
b If "Yes," describe in Part II.		
33 If the organization didn't report an amount in column (c) for a type of property for which column (a) is checked, describe in Part II.		

LHA For Paperwork Reduction Act Notice, see the Instructions for Form 990. Schedule M (Form 990) 2020

**Part II** **Supplemental Information.** Provide the information required by Part I, lines 30b, 32b, and 33, and whether the organization is reporting in Part I, column (b), the number of contributions, the number of items received, or a combination of both. Also complete this part for any additional information.

Lined area for supplemental information with a large diagonal 'DRAFT' watermark.

**SCHEDULE O**  
**(Form 990 or 990-EZ)**Department of the Treasury  
Internal Revenue Service**Supplemental Information to Form 990 or 990-EZ**Complete to provide information for responses to specific questions on  
Form 990 or 990-EZ or to provide any additional information.

▶ Attach to Form 990 or 990-EZ.

▶ Go to [www.irs.gov/Form990](http://www.irs.gov/Form990) for the latest information.

OMB No. 1545-0047

**2020**Open to Public  
Inspection

Name of the organization

CAMINO NUEVO CHARTER ACADEMY

Employer identification number

95-4771789

FORM 990, PART VI, SECTION A, LINE 4:

THE ORGANIZATION AMENDED ITS BYLAWS IN NOVEMBER 2020 AND REMOVED THE SOLE MEMBER'S RIGHT TO APPOINT OR APPROVE THE ORGANIZATION'S DIRECTORS OF THE BOARD.

FORM 990, PART VI, SECTION A, LINE 6:

PUEBLO NUEVO EDUCATION AND DEVELOPMENT GROUP (PNEDG) IS THE SOLE CORPORATE MEMBER OF THE ORGANIZATION.

FORM 990, PART VI, SECTION A, LINE 7B:

PNEDG AS THE SOLE STATUTORY MEMBER HAS THE RIGHTS SET FORTH IN SECTION 5056 OF THE CALIFORNIA NONPROFIT CORPORATION LAW AND TO APPROVE ANY AMENDMENT TO THE ORGANIZATION'S BYLAWS WHICH WOULD AFFECT THE RIGHTS OF THE SOLE STATUTORY MEMBER.

FORM 990, PART VI, SECTION A, LINE 8B:

THE ORGANIZATION DOES NOT HAVE ANY COMMITTEE WITH AUTHORITY TO ACT ON BEHALF OF THE GOVERNING BODY.

FORM 990, PART VI, SECTION B, LINE 11B:

THE FORM 990 IS PREPARED BY THE ORGANIZATION'S OUTSIDE PUBLIC ACCOUNTING FIRM BASED ON INFORMATION PROVIDED BY MANAGEMENT. ONCE A DRAFT OF THE RETURN IS AVAILABLE, IT IS REVIEWED BY MANAGEMENT WITH ANY CHANGES OR REVISIONS INCORPORATED INTO THE FILING. THE REVISED RETURN IS THEN SUBMITTED TO THE BOARD OF DIRECTORS FOR THEIR REVIEW AND APPROVAL PRIOR TO SUBMITTING TO THE IRS.

LHA For Paperwork Reduction Act Notice, see the Instructions for Form 990 or 990-EZ.

Schedule O (Form 990 or 990-EZ) 2020

032211 11-20-20

Schedule O (Form 990 or 990-EZ) 2020

Page 2

Name of the organization CAMINO NUEVO CHARTER ACADEMY	Employer identification number 95-4771789
--	--

FORM 990, PART VI, SECTION B, LINE 12C:

EACH DIRECTOR, OFFICER AND KEY EMPLOYEE SHALL ANNUALLY SIGN A STATEMENT, WHICH AFFIRMS THAT SUCH PERSON HAS RECEIVED A COPY OF THE CAMINO NUEVO CHARTER ACADEMY (CNCA) CONFLICT OF INTEREST POLICY. THE STATEMENT IS DISTRIBUTED FOR SIGNATURE AND COLLECTED BY THE CNCA BOARD SECRETARY DURING THE INITIAL BOARD MEETING OF EACH FISCAL YEAR. MONITORING IS PERFORMED REGULARLY BY THE OFFICERS TO IDENTIFY POTENTIAL CONFLICTS OF INTEREST. ANY QUESTION OF A CONFLICT IS ADDRESSED WITH THE INTERESTED PERSON, WHO IS REQUIRED TO DISCLOSE THE EXISTENCE OF ANY FINANCIAL INTEREST AND BE AFFORDED THE OPPORTUNITY TO DISCLOSE ALL MATERIAL FACTS TO THE BOARD AND EXECUTIVE DIRECTOR. IF A CONFLICT OF INTEREST IS IDENTIFIED, THE APPROPRIATE ACTION IS TAKEN, INCLUDING LIMITATIONS TO THE INDIVIDUAL'S INFLUENCE ON RELATED BUSINESS MATTERS.

FORM 990, PART VI, SECTION B, LINE 15A:

THE PROCESS INCLUDES THE FOLLOWING ELEMENTS: (1) REVIEW AND APPROVAL BY THE BOARD OF DIRECTORS, (2) USE OF DATA AS TO COMPARABLE COMPENSATION; AND (3) CONTEMPORANEOUS DOCUMENTATION AND RECORDKEEPING. THE COMPENSATION OF THE PERSON IS REVIEWED AND APPROVED BY THE BOARD OF DIRECTORS PROVIDED THAT PERSONS WITH CONFLICTS OF INTEREST WITH REGARD TO THE COMPENSATION ARRANGEMENT AT ISSUE ARE NOT INVOLVED IN THIS REVIEW OR APPROVAL. COMPARABLE COMPENSATION DATA FOR SIMILARLY QUALIFIED PERSONS IN FUNCTIONALLY COMPARABLE POSITIONS AT SIMILARY SITUATED ORGANIZATIONS ARE USED IN DETERMINING COMPENSATION.

FORM 990, PART VI, SECTION C, LINE 19:


BINDERS CONTAINING GOVERNANCE POLICIES, BOARD AGENDAS, MINUTES, AND

Name of the organization <b>CAMINO NUEVO CHARTER ACADEMY</b>	Employer identification number <b>95-4771789</b>
---	---

**FINANCIAL REPORTS ARE ALL AVAILABLE AT THE CNCA HOME SUPPORT OFFICE LOCATED AT 3435 W. TEMPLE ST. LOS ANGELES, CA 90026.**

**FORM 990, PART XII, LINE 2C:**

**THE PROCESS HAS NOT CHANGED FROM PRIOR YEAR.**



**SCHEDULE R  
(Form 990)**

Department of the Treasury  
Internal Revenue Service

**Related Organizations and Unrelated Partnerships**

▶ Complete if the organization answered "Yes" on Form 990, Part IV, line 33, 34, 35b, 36, or 37.

▶ Attach to Form 990.

▶ Go to [www.irs.gov/Form990](http://www.irs.gov/Form990) for instructions and the latest information.

OMB No. 1545-0047

**2020**

Open to Public Inspection

Name of the organization **CAMINO NUEVO CHARTER ACADEMY** Employer identification number **95-4771789**

**Part I Identification of Disregarded Entities.** Complete if the organization answered "Yes" on Form 990, Part IV, line 33.

(a) Name, address, and EIN (if applicable) of disregarded entity	(b) Primary activity	(c) Legal domicile (state or foreign country)	(d) Total income	(e) End-of-year assets	(f) Direct controlling entity

**Part II Identification of Related Tax-Exempt Organizations.** Complete if the organization answered "Yes" on Form 990, Part IV, line 34, because it had one or more related tax-exempt organizations during the tax year.

(a) Name, address, and EIN of related organization	(b) Primary activity	(c) Legal domicile (state or foreign country)	(d) Exempt Code section	(e) Public charity status (if section 501(c)(3))	(f) Direct controlling entity	(g) Section 512(b)(13) controlled entity?	
						Yes	No
GRUPO NUEVO LOS ANGELES - 45-5434395 3435 W. TEMPLE ST. LOS ANGELES, CA 90026	HOLDING REAL ESTATE FOR CHARTER SCHOOLS	CALIFORNIA	501C3	LINE 12B, II	PUEBLO NUEVO EDUCATION AND DEVELOPMENT GROUP	X	
PUEBLO NUEVO EDUCATION AND DEVELOPMENT GROUP - 81-1668428, 3435 W. TEMPLE ST., LOS ANGELES, CA 92006	SUPPORT FOR CHARTER SCHOOLS	CALIFORNIA	501C3	LINE 7	NONE		X

For Paperwork Reduction Act Notice, see the Instructions for Form 990.

Schedule R (Form 990) 2020





**Part V Transactions With Related Organizations.** Complete if the organization answered "Yes" on Form 990, Part IV, line 34, 35b, or 36.

**Note:** Complete line 1 if any entity is listed in Parts II, III, or IV of this schedule.

**1** During the tax year, did the organization engage in any of the following transactions with one or more related organizations listed in Parts II-IV?

	Yes	No
<b>a</b> Receipt of (i) interest, (ii) annuities, (iii) royalties, or (iv) rent from a controlled entity .....		X
<b>b</b> Gift, grant, or capital contribution to related organization(s) .....		X
<b>c</b> Gift, grant, or capital contribution from related organization(s) .....		X
<b>d</b> Loans or loan guarantees to or for related organization(s) .....		X
<b>e</b> Loans or loan guarantees by related organization(s) .....		X
<b>f</b> Dividends from related organization(s) .....		X
<b>g</b> Sale of assets to related organization(s) .....		X
<b>h</b> Purchase of assets from related organization(s) .....		X
<b>i</b> Exchange of assets with related organization(s) .....		X
<b>j</b> Lease of facilities, equipment, or other assets to related organization(s) .....		X
<b>k</b> Lease of facilities, equipment, or other assets from related organization(s) .....	X	
<b>l</b> Performance of services or membership or fundraising solicitations for related organization(s) .....		X
<b>m</b> Performance of services or membership or fundraising solicitations by related organization(s) .....	X	
<b>n</b> Sharing of facilities, equipment, mailing lists, or other assets with related organization(s) .....	X	
<b>o</b> Sharing of paid employees with related organization(s) .....	X	
<b>p</b> Reimbursement paid to related organization(s) for expenses .....		X
<b>q</b> Reimbursement paid by related organization(s) for expenses .....		X
<b>r</b> Other transfer of cash or property to related organization(s) .....		X
<b>s</b> Other transfer of cash or property from related organization(s) .....		X

**2** If the answer to any of the above is "Yes," see the instructions for information on who must complete this line, including covered relationships and transaction thresholds.

	(a) Name of related organization	(b) Transaction type (a-s)	(c) Amount involved	(d) Method of determining amount involved
(1)				
(2)				
(3)				
(4)				
(5)				
(6)				





TAXABLE YEAR  
**2020**

# California Exempt Organization Annual Information Return

028941 12-22-20  
FORM

**199**

Calendar Year 2020 or fiscal year beginning (mm/dd/yyyy) **07/01/2020**, and ending (mm/dd/yyyy) **06/30/2021**

Corporation/Organization name **CAMINO NUEVO CHARTER ACADEMY** California corporation number **2150804**

Additional information. See instructions. FEIN **95-4771789**

Street address (suite or room) **3435 W. TEMPLE STREET** PMB no.

City **LOS ANGELES** State **CA** ZIP code **90026**

Foreign country name Foreign province/state/county Foreign postal code

**A** First return  Yes  No  
**B** Amended return  Yes  No  
**C** IRC Section 4947(a)(1) trust  Yes  No  
**D** Final information return?  
 Dissolved  Surrendered (Withdrawn)  Merged/Reorganized  
 Enter date: (mm/dd/yyyy) \_\_\_\_\_  
**E** Check accounting method: (1)  Cash (2)  Accrual (3)  Other  
**F** Federal return filed? (1)  990T (2)  990PF (3)  Sch H (990) (4)  Other 990 series  
**G** Is this a group filing? See instructions  Yes  No  
**H** Is this organization in a group exemption  Yes  No  
 If "Yes," what is the parent's name? \_\_\_\_\_  
**I** Did the organization have any changes to its guidelines not reported to the FTB? See instructions  Yes  No  
**J** If exempt under R&TC Section 23701d, has the organization engaged in political activities? See instructions.  Yes  No  
**K** Is the organization exempt under R&TC Section 23701g?  Yes  No  
 If "Yes," enter the gross receipts from nonmember sources \$ \_\_\_\_\_  
**L** Is the organization a limited liability company?  Yes  No  
**M** Did the organization file Form 100 or Form 109 to report taxable income?  Yes  No  
**N** Is the organization under audit by the IRS or has the IRS audited in a prior year?  Yes  No  
**O** Is federal Form 1023/1024 pending?  Yes  No  
 Date filed with IRS \_\_\_\_\_

**Part I Complete Part I unless not required to file this form. See General Information B and C.**

<b>Receipts and Revenues</b>	1	Gross sales or receipts from other sources. From Side 2, Part II, line 8	1	338,707	00
	2	Gross dues and assessments from members and affiliates	2		00
	3	Gross contributions, gifts, grants, and similar amounts received <b>STMT 1</b>	3	60,244,391	00
	4	Total gross receipts for filing requirement test. Add line 1 through line 3. <b>STMT 2</b>			
	4	<b>This line must be completed.</b> If the result is less than \$50,000, see General Information B	4	60,583,098	00
	5	Cost of goods sold	5		00
	6	Cost or other basis, and sales expenses of assets sold	6		00
	7	Total costs. Add line 5 and line 6	7		00
8	Total gross income. Subtract line 7 from line 4	8	60,583,098	00	
<b>Expenses</b>	9	Total expenses and disbursements. From Side 2, Part II, line 18	9	63,767,039	00
	10	Excess of receipts over expenses and disbursements. Subtract line 9 from line 8	10	-3,183,941	00
<b>Filing Fee</b>	11	Total payments	11		00
	12	Use tax. See General Information K	12		00
	13	Payments balance. If line 11 is more than line 12, subtract line 12 from line 11	13		00
	14	Use tax balance. If line 12 is more than line 11, subtract line 11 from line 12	14		00
	15	Penalties and Interest. See General Information J	15		00
	16	<b>Balance due.</b> Add line 12 and line 15. Then subtract line 11 from the result	16		00
<b>Sign Here</b>	Under penalties of perjury, I declare that I have examined this return, including accompanying schedules and statements, and to the best of my knowledge and belief, it is true, correct, and complete. Declaration of preparer (other than taxpayer) is based on all information of which preparer has any knowledge.				
	Signature of officer	Title <b>CHIEF EXECUTIV</b>	Date	• Telephone	
<b>Paid Preparer's Use Only</b>	Preparer's signature	<b>MARLEN GOMEZ</b>	Date <b>02/23/22</b>	Check if self-employed <input type="checkbox"/>	• PTIN <b>P01306775</b>
	Firm's name (or yours, if self-employed) and address	<b>CLIFTONLARSONALLEN LLP</b> <b>2210 EAST ROUTE 66</b> <b>GLENDORA, CA 91740</b>			• Firm's FEIN <b>41-0746749</b>
					• Telephone <b>(626) 857-7300</b>
May the FTB discuss this return with the preparer shown above? See instructions <input checked="" type="checkbox"/> Yes <input type="checkbox"/> No					

**CAMINO NUEVO CHARTER ACADEMY**

95-4771789

**Part II Organizations with gross receipts of more than \$50,000 and private foundations regardless of amount of gross receipts - complete Part II or furnish substitute information.**

028951 12-22-20

<b>Receipts from Other Sources</b>	1	Gross sales or receipts from all business activities. See instructions	•	1		00
	2	Interest	•	2	63,102	00
	3	Dividends	•	3		00
	4	Gross rents	•	4		00
	5	Gross royalties	•	5		00
	6	Gross amount received from sale of assets (See Instructions)	•	6		00
	7	Other income	•	7	275,605	00
	8	<b>Total</b> gross sales or receipts from other sources. Add line 1 through line 7. Enter here and on Side 1, Part I, line 1	•	8	338,707	00
	9	Contributions, gifts, grants, and similar amounts paid	•	9		00
	10	Disbursements to or for members	•	10		00
	11	Compensation of officers, directors, and trustees	•	11	255,388	00
	12	Other salaries and wages	•	12	17,992,442	00
	13	Interest	•	13	385,721	00
	14	Taxes	•	14	515,043	00
	15	Rents	•	15	2,995,514	00
	16	Depreciation and depletion (See instructions)	•	16	1,672,845	00
	17	Other expenses and disbursements	•	17	39,950,086	00
	18	<b>Total</b> expenses and disbursements. Add line 9 through line 17. Enter here and on Side 1, Part I, line 9	•	18	63,767,039	00

<b>Schedule L Balance Sheet</b>	Beginning of taxable year		End of taxable year	
	(a)	(b)	(c)	(d)
<b>Assets</b>				
1 Cash		10,771,360		13,877,874
2 Net accounts receivable		4,995,967		8,072,844
3 Net notes receivable				
4 Inventories				
5 Federal and state government obligations				
6 Investments in other bonds				
7 Investments in stock				
8 Mortgage loans				
9 Other investments				
10 a Depreciable assets	56,080,546		35,155,219	
b Less accumulated depreciation	( 10,539,797 )	45,540,749	( 7,737,394 )	27,417,825
11 Land		12,579,941		12,579,941
12 Other assets <b>STMT 6</b>		536,846		493,431
13 <b>Total assets</b>		74,424,863		62,441,915
<b>Liabilities and net worth</b>				
14 Accounts payable		4,755,400		4,619,797
15 Contributions, gifts, or grants payable				
16 Bonds and notes payable				
17 Mortgages payable				
18 Other liabilities <b>STMT 7</b>		20,712,733		12,049,329
19 Capital stock or principal fund				
20 Paid-in or capital surplus. Attach reconciliation				
21 Retained earnings or income fund		48,956,730		45,772,789
22 <b>Total liabilities and net worth</b>		74,424,863		62,441,915

<b>Schedule M-1 Reconciliation of income per books with income per return</b>			
Do not complete this schedule if the amount on Schedule L, line 13, column (d), is less than \$50,000.			
1 Net income per books	• -3,183,941	7 Income recorded on books this year not included in this return	•
2 Federal income tax	•	8 Deductions in this return not charged against book income this year	•
3 Excess of capital losses over capital gains	•	9 Total. Add line 7 and line 8	
4 Income not recorded on books this year	•	10 Net income per return.	
5 Expenses recorded on books this year not deducted in this return	•	Subtract line 9 from line 6	-3,183,941
6 Total. Add line 1 through line 5	-3,183,941		

CAMINO NUEVO CHARTER ACADEMY95-4771789

CA 199

CASH CONTRIBUTIONS  
INCLUDED ON PART I, LINE 3

STATEMENT 1

<u>CONTRIBUTOR'S NAME</u>	<u>CONTRIBUTOR'S ADDRESS</u>	<u>DATE OF GIFT</u>	<u>AMOUNT</u>
UNIDOS US FOUNDATION	1126 16TH STREET NW, SUITE 600 WASHINGTON, DC 20036	06/30/21	59,000.
THE ANGELO FAMILY CHARITABLE FOUNDATION	245 PARK AVENUE 26TH FLOOR NEW YORK, NY 10167	06/30/21	25,000.
GENYOUTH	555 MADISON AVENUE, 5TH FLOOR NEW YORK, NY 10022	06/30/21	9,000.
GREAT PUBLIC SCHOOLS NOW	1150 S. OLIVE ST., SUITE 1325 LOS ANGELES, CA 90015	06/30/21	50,000.
TOTAL INCLUDED ON LINE 3			<u>143,000.</u>

CA 199

NONCASH CONTRIBUTIONS  
INCLUDED ON PART I, LINE 3

STATEMENT 2

<u>CONTRIBUTOR'S NAME</u>	<u>CONTRIBUTOR'S ADDRESS</u>	<u>DATE OF GIFT</u>	<u>FMV OF GIFT</u>	<u>TOTAL AMOUNT</u>
CERREL ASSOCIATES	750 N SAN VICENTE BLVD SUITE 800 WEST HOLLYWOOD, CA 90069			
<u>PROPERTY DESCRIPTION</u>		<u>DATE OF GIFT</u>	<u>FMV OF GIFT</u>	<u>TOTAL AMOUNT</u>
FURNITURE		06/30/21	15,000.	15,000.
<u>CONTRIBUTOR'S NAME</u>	<u>CONTRIBUTOR'S ADDRESS</u>			
SEE'S CANDY	PO BOX 93024 LONG BEACH, CA 90809			
<u>PROPERTY DESCRIPTION</u>		<u>DATE OF GIFT</u>	<u>FMV OF GIFT</u>	<u>TOTAL AMOUNT</u>
CANDY		06/30/21	92,732.	92,732.
TOTAL INCLUDED ON LINE 3			<u>107,732.</u>	<u>107,732.</u>

CAMINO NUEVO CHARTER ACADEMY95-4771789

CA 199	OTHER INCOME	STATEMENT 3
<u>DESCRIPTION</u>		<u>AMOUNT</u>
FCC E-RATE CREDITS		241,174.
ALL OTHER LOCAL REVENUE		34,431.
TOTAL TO FORM 199, PART II, LINE 7		275,605.

CA 199	COMPENSATION OF OFFICERS, DIRECTORS AND TRUSTEES	STATEMENT 4
<u>NAME AND ADDRESS</u>	<u>TITLE AND AVERAGE HRS WORKED/WK</u>	<u>COMPENSATION</u>
ADRIANA ABICH 3435 W. TEMPLE STREET LOS ANGELES, CA 90026	CHIEF EXECUTIVE OFFICER 40.00	255,388.
TAMMY STANTON 3435 W. TEMPLE STREET LOS ANGELES, CA 90026	CHIEF FINANCIAL OFFICER 40.00	0.
CINDY LEE SMET 3435 W. TEMPLE STREET LOS ANGELES, CA 90026	CHAIR 1.00	0.
DAVID GIDLOW 3435 W. TEMPLE STREET LOS ANGELES, CA 90026	SECRETARY 1.00	0.
SHIHO ITO 3435 W. TEMPLE STREET LOS ANGELES, CA 90026	TREASURER 1.00	0.
CELIA ALVARADO 3435 W. TEMPLE STREET LOS ANGELES, CA 90026	MEMBER 1.00	0.
RACHEL HUNT 3435 W. TEMPLE STREET LOS ANGELES, CA 90026	MEMBER 1.00	0.
TAMARA POWERS 3435 W. TEMPLE STREET LOS ANGELES, CA 90026	MEMBER 1.00	0.



CAMINO NUEVO CHARTER ACADEMY95-4771789

LIDA JENNINGS 3435 W. TEMPLE STREET LOS ANGELES, CA 90026	MEMBER 1.00	0.
---	----------------	----

JENNY SALAMANCA 3435 W. TEMPLE STREET LOS ANGELES, CA 90026	MEMBER 1.00	0.
---	----------------	----

ELENA LOPEZ 3435 W. TEMPLE STREET LOS ANGELES, CA 90026	MEMBER 1.00	0.
---	----------------	----

GIL FLORES 3435 W. TEMPLE STREET LOS ANGELES, CA 90026	MEMBER 1.00	0.
--	----------------	----

JAZMIN ORTEGA 3435 W. TEMPLE STREET LOS ANGELES, CA 90026	MEMBER 1.00	0.
---	----------------	----

ARELI VILLAREAL 3435 W. TEMPLE STREET LOS ANGELES, CA 90026	MEMBER 1.00	0.
---	----------------	----

TOTAL TO FORM 199, PART II, LINE 11

255,388.

DRAFT

CAMINO NUEVO CHARTER ACADEMY95-4771789

CA 199	OTHER EXPENSES	STATEMENT 5
DESCRIPTION		AMOUNT
LOSS ON DISPOSAL		17,821,063.
INSTRUCTIONAL MATERIALS		4,048,003.
NUTRITION PROGRAM FOOD		700,944.
DUES & MEMBERSHIPS		58,658.
PENSION PLAN CONTRIBUTIONS		3,029,007.
OTHER EMPLOYEE BENEFITS		1,604,220.
MANAGEMENT FEES		5,628,866.
LEGAL FEES		93,446.
OTHER PROFESSIONAL FEES		4,457,288.
ADVERTISING AND PROMOTION		124,520.
OFFICE EXPENSES		838,929.
INFORMATION TECHNOLOGY		1,185,019.
TRAVEL		13,988.
INSURANCE		30,608.
ALL OTHER EXPENSES		315,527.
TOTAL TO FORM 199, PART II, LINE 17		39,950,086.

CA 199	OTHER ASSETS	STATEMENT 6
DESCRIPTION	BEG. OF YEAR	END OF YEAR
PREPAID EXPENSES AND DEFERRED CHARGES	359,888.	305,178.
DUE FROM OTHERS	176,958.	188,253.
TOTAL TO FORM 199, SCHEDULE L, LINE 12	536,846.	493,431.

CA 199	OTHER LIABILITIES	STATEMENT 7
DESCRIPTION	BEG. OF YEAR	END OF YEAR
DEFERRED REVENUE	19,000.	1,423,448.
UNSECURED NOTES AND LOANS PAYABLE	20,693,733.	10,625,881.
TOTAL TO FORM 199, SCHEDULE L, LINE 18	20,712,733.	12,049,329.

CAMINO NUEVO CHARTER ACADEMY

95-4771789

CA 199

FUND BALANCES

STATEMENT 8

DESCRIPTION	BEG. OF YEAR	END OF YEAR
NET ASSETS WITHOUT DONOR RESTRICTIONS	48,950,723.	45,772,789.
NET ASSETS WITH DONOR RESTRICTIONS	6,007.	0.
TOTAL TO FORM 199, SCHEDULE L, LINE 21	<u>48,956,730.</u>	<u>45,772,789.</u>

DRAFT

022

Date Accepted \_\_\_\_\_

**DO NOT MAIL THIS FORM TO THE FTB**

TAXABLE YEAR

**2020**

**California e-file Return Authorization for Exempt Organizations**

FORM

**8453-EO**

Exempt Organization name	Identifying number
<b>CAMINO NUEVO CHARTER ACADEMY</b>	<b>95-4771789</b>

**Part I Electronic Return Information** (whole dollars only)

<b>1</b> Total gross receipts (Form 199, line 4)	<b>1</b>	<b>60,583,098</b>
<b>2</b> Total gross income (Form 199, line 8)	<b>2</b>	<b>60,583,098</b>
<b>3</b> Total expenses and disbursements (Form 199, line 9)	<b>3</b>	<b>63,767,039</b>

**Part II Settle Your Account Electronically for Taxable Year 2020**

<b>4</b> <input type="checkbox"/> Electronic funds withdrawal	<b>4a</b> Amount	<b>4b</b> Withdrawal date (mm/dd/yyyy)
---	------------------	--

**Part III Banking Information** (Have you verified the exempt organization's banking information?)

<b>5</b> Routing number _____	<b>7</b> Type of account: <input type="checkbox"/> Checking <input type="checkbox"/> Savings
<b>6</b> Account number _____	

**Part IV Declaration of Officer**

I authorize the exempt organization's account to be settled as designated in Part II. If I check Part II, Box 4, I authorize an electronic funds withdrawal for the amount listed on line 4a.

Under penalties of perjury, I declare that I am an officer of the above exempt organization and that the information I provided to my electronic return originator (ERO), transmitter, or intermediate service provider and the amounts in Part I above agree with the amounts on the corresponding lines of the exempt organization's 2020 California electronic return. To the best of my knowledge and belief, the exempt organization's return is true, correct, and complete. If the exempt organization is filing a balance due return, I understand that if the Franchise Tax Board (FTB) does not receive full and timely payment of the exempt organization's fee liability, the exempt organization will remain liable for the fee liability and all applicable interest and penalties. I authorize the exempt organization return and accompanying schedules and statements be transmitted to the FTB by the ERO, transmitter, or intermediate service provider. **If the processing of the exempt organization's return or refund is delayed, I authorize the FTB to disclose to the ERO or intermediate service provider the reason(s) for the delay.**

**Sign Here** \_\_\_\_\_ \_\_\_\_\_ **CHIEF EXECUTIVE OFFICER**  
 Signature of officer Date Title

**Part V Declaration of Electronic Return Originator (ERO) and Paid Preparer.**

I declare that I have reviewed the above exempt organization's return and that the entries on form FTB 8453-EO are complete and correct to the best of my knowledge. (If I am only an intermediate service provider, I understand that I am not responsible for reviewing the exempt organization's return. I declare, however, that form FTB 8453-EO accurately reflects the data on the return.) I have obtained the organization officer's signature on form FTB 8453-EO before transmitting this return to the FTB; I have provided the organization officer with a copy of all forms and information that I will file with the FTB, and I have followed all other requirements described in FTB Pub. 1345, 2020 Handbook for Authorized e-file Providers. I will keep form FTB 8453-EO on file for **four** years from the due date of the return or **four** years from the date the exempt organization return is filed, whichever is later, and I will make a copy available to the FTB upon request. If I am also the paid preparer, under penalties of perjury, I declare that I have examined the above exempt organization's return and accompanying schedules and statements, and to the best of my knowledge and belief, they are true, correct, and complete. I make this declaration based on all information of which I have knowledge.

<b>ERO</b> ERO's signature	<b>MARLEN GOMEZ</b>	Date	Check if also paid preparer <input checked="" type="checkbox"/>	Check if self-employed <input type="checkbox"/>	ERO's PTIN <b>P01306775</b>
<b>Must Sign</b> Firm's name (or yours if self-employed) and address	<b>CLIFTONLARSONALLEN LLP</b> <b>2210 EAST ROUTE 66</b> <b>GLENDDORA, CA</b>	Firm's FEIN <b>41-0746749</b>	ZIP code <b>91740</b>		

Under penalties of perjury, I declare that I have examined the above organization's return and accompanying schedules and statements, and to the best of my knowledge and belief, they are true, correct, and complete. I make this declaration based on all information of which I have knowledge.

<b>Paid Preparer</b> Paid preparer's signature	Date	Check if self-employed <input type="checkbox"/>	Paid preparer's PTIN
<b>Must Sign</b> Firm's name (or yours if self-employed) and address	Firm's FEIN	ZIP code	

For Privacy Notice, get FTB 1131 ENG/SP.

FTB 8453-EO 2020

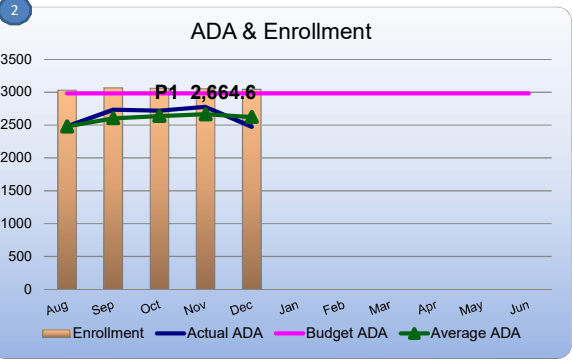
# Cover Sheet

## Financial Reports

**Section:** VI. Financial Reports  
**Item:** A. Financial Reports  
**Purpose:** Discuss  
**Submitted by:**  
**Related Material:** 01.22 - CNCA Consolidated - Financial Packet (1).pdf

**1 Key Performance Indicators**

ADA vs. Budget ● Cash on Hand ●  
 Net Income / (Loss) ● Year-End Cash ●



**KEY POINTS**

The average ADA percentage through Month 5 is at 86.3%. For Month 6 and onward CNCA is projecting to have a 92% ADA rate. This would result on an overall P2 rate of 88% which is 7% less than the original budget. Revisions to Month 1 and 2 attendance reports are expected to happen to properly account for independent study taking place.

ADA is 285 under budget resulting in reduced funding across all of the charters.

A net loss of \$644K is projected, which is \$1.5M under budget.

Forecast includes ESSER spending plan.

Cash remains strong and is projected to end at 107 days cash on hand as of 06/30/2022.

**3 Average Daily Attendance Analysis**

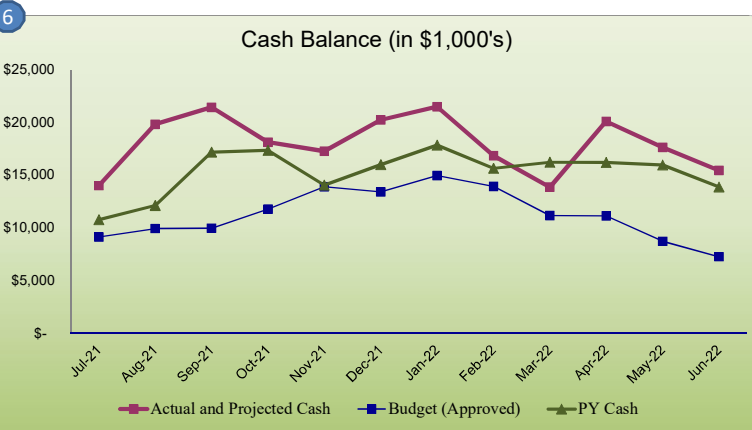
Category	Actual through Month 5	Forecasted P2	Budgeted P2	Better/(Worse)	Prior Month Forecast	Prior Year P2
Enrollment	3,044	3,069	3,139	(70)	3,088	3,367
ADA %	86.3%	88.0%	95.0%	-7.0%	89.5%	95.0%
Average ADA	2,622.76	2,696.99	2,982.05	(285.06)	2,762.74	3,218.84

**4 LCFF Supplemental & Concentration Grant Factors**

Category	Budget	Forecast	Variance	Prior Year
Unduplicated Pupil %	94.7%	93.6%	-1.1%	94.9%
3-Year Average %	95.5%	95.2%	-0.3%	96.3%
District UPP C. Grant Cap	85.1%	85.2%	0.1%	85.1%

**5 INCOME STATEMENT**

INCOME STATEMENT	Forecast	VS. Budget		VS. Last Month		FY 21-22 YTD			Historical	
	As of 01/31/22	FY 21-22 Budget	Variance B/(W)	Prior Month FC	Variance B/(W)	Actual YTD	Budget YTD	Variance B/(W)	FY 20-21	FY 19-20
Local Control Funding Formula	32,960,366	35,221,394	(2,261,028)	32,976,533	(16,167)	19,930,736	19,284,529	646,207	33,411,308	33,437,300
Federal Revenue	12,656,316	4,758,199	7,898,117	13,119,043	(462,726)	4,121,142	1,567,474	2,553,668	8,544,443	3,792,642
State Revenue	4,826,067	4,567,013	259,054	4,586,738	239,328	3,336,797	2,120,587	1,216,210	2,578,594	2,107,752
Other Local Revenue	2,639,097	2,209,619	429,479	2,602,885	36,212	1,687,685	1,273,025	414,660	2,587,536	2,379,954
Grants/Fundraising	349,369	112,500	236,869	163,169	186,200	347,941	74,796	273,145	263,396	257,740
<b>TOTAL REVENUE</b>	<b>53,431,216</b>	<b>46,868,725</b>	<b>6,562,491</b>	<b>53,448,368</b>	<b>(17,153)</b>	<b>29,424,300</b>	<b>24,320,410</b>	<b>5,103,890</b>	<b>47,385,276</b>	<b>41,975,388</b>
<i>Total per ADA</i>	19,811	15,717	4,094	19,818	(6)				14,721	14,128
<i>w/o Grants/Fundraising</i>	19,682	15,679	4,003	19,757	(75)				14,639	14,041
Certificated Salaries	16,366,662	15,864,204	(502,459)	16,476,292	109,629	8,945,730	8,840,051	(105,679)	12,866,595	13,306,587
Classified Salaries	6,439,570	5,465,700	(973,870)	6,588,152	148,582	3,406,038	2,989,015	(417,023)	3,627,635	3,815,754
Benefits	6,995,351	6,862,074	(133,277)	7,214,164	218,813	3,777,313	3,897,919	120,606	4,779,613	5,002,395
Student Supplies	4,783,438	3,557,052	(1,226,386)	4,770,232	(13,206)	2,869,160	1,977,361	(891,800)	5,238,611	2,615,362
Operating Expenses	18,059,723	12,943,770	(5,115,953)	17,795,835	(263,888)	8,255,934	7,593,184	(662,750)	13,715,921	14,721,963
Other	1,430,102	1,291,310	(138,792)	1,434,696	4,593	800,859	742,211	(58,648)	1,299,959	1,247,575
<b>TOTAL EXPENSES</b>	<b>54,074,846</b>	<b>45,984,109</b>	<b>(8,090,737)</b>	<b>54,279,371</b>	<b>204,525</b>	<b>28,055,034</b>	<b>26,039,741</b>	<b>(2,015,293)</b>	<b>41,528,335</b>	<b>40,709,636</b>
<i>Total per ADA</i>	20,050	15,420	(4,630)	20,126	(76)				12,902	13,702
<b>NET INCOME / (LOSS)</b>	<b>(643,631)</b>	<b>884,615</b>	<b>(1,528,246)</b>	<b>(831,003)</b>	<b>187,372</b>	<b>1,369,266</b>	<b>(1,719,331)</b>	<b>3,147,245</b>	<b>5,856,942</b>	<b>1,265,752</b>
OPERATING INCOME	575,888	1,965,342	(1,389,454)	393,110	182,779	2,063,866	(1,083,379)	3,147,245	6,938,656	2,285,091
EBITDA	786,472	2,175,925	(1,389,454)	603,693	182,779	2,170,125	(977,120)	3,147,245	7,156,901	2,513,327



**Year-End Cash Balance**

Projected	Budget	Variance
15,448,196	7,258,652	8,189,544

**7 Balance Sheet**

	6/30/2021	12/31/2021	1/31/2022	6/30/2022 FC
<b>Assets</b>				
Cash, Operating	13,877,874	20,256,534	21,497,141	15,448,196
Cash, Restricted	0	0	0	0
Accounts Receivable	8,076,064	97,842	95,517	4,277,454
Due From Others	185,032	183,733	187,478	180,762
Other Assets	305,180	43,553	43,684	247,447
Net Fixed Assets	39,997,763	39,692,405	39,659,399	39,148,656
<b>Total Assets</b>	<b>62,441,913</b>	<b>60,274,067</b>	<b>61,483,219</b>	<b>59,302,514</b>
<b>Liabilities</b>				
A/P & Payroll	2,018,499	1,625,375	1,682,379	2,280,493
Due to Others	2,436,714	2,089,519	2,217,773	1,647,223
Deferred Revenue	1,588,033	8,571	8,571	8,571
Total Debt	10,625,881	10,432,443	10,432,443	10,237,071
<b>Total Liabilities</b>	<b>16,669,127</b>	<b>14,155,908</b>	<b>14,341,166</b>	<b>14,173,358</b>
<b>Equity</b>				
Beginning Fund Bal.	39,915,845	45,772,786	45,772,786	45,772,786
Net Income/(Loss)	5,856,942	345,372	1,369,266	(643,631)
Total Equity	45,772,786	46,118,159	47,142,052	45,129,155
<b>Total Liabilities &amp; Equity</b>	<b>62,441,913</b>	<b>60,274,067</b>	<b>61,483,218</b>	<b>59,302,514</b>

**Available Line of Credit**

	6/30/2021	12/31/2021	1/31/2022	6/30/2022 FC
Days Cash on Hand	82	139	148	107
Cash Reserve %	22.3%	38.2%	40.7%	29.2%



Camino Nuevo Charter Academy  
 Consolidated Budget Summary  
 Prepared by ExED. For use by ExED and ExED clients only. © 2021 ExED

	CNCA - Burlington		CNCA#2 - Kayne Siart		CNCA#3 - Castellanos		CNCA#3 - Eisner		CNCA#3 - Consolidated		CNCA#4 - Cisneros		CNHS#2 - Dalzell Lance		Central Administration		Camino Nuevo - Consolidated	
	2021-22 Budget - Approved	2021-22 Forecast	2021-22 Budget - Approved	2021-22 Forecast	2021-22 Budget - Approved	2021-22 Forecast	2021-22 Budget - Approved	2021-22 Forecast	2021-22 Budget - Approved	2021-22 Forecast	2021-22 Budget - Approved	2021-22 Forecast	2021-22 Budget - Approved	2021-22 Forecast	2021-22 Budget - Approved	2021-22 Forecast	2021-22 Budget - Approved	2021-22 Forecast
Enrollment	590	575	697	687	471	446	267	253	738	699	606	604	508	504	-	-	3,139	3,069
ADA	560.50	506.42	662.15	604.69	447.45	371.71	253.65	223.76	701.10	595.47	575.70	537.58	482.60	452.83	-	-	2,982.05	2,696.99
ADA %	95%	89%	95%	90%	95%	86%	95%	90%	95%	88%	95%	90%	95%	91%	-	-	95%	89%
UPP	100%	98%	93%	93%	99%	99%	94%	94%	97%	96%	91%	92%	96%	96%	0%	0%	82%	82%
<b>Income</b>																		
<b>8011-8098 - Local Control Funding Formula Sources</b>																		
8011 Local Control Funding Formula	3,856,871	3,356,165	4,427,685	3,904,092	3,114,400	2,505,587	1,645,238	1,403,185	4,759,637	3,908,771	3,827,826	3,465,477	5,044,024	4,898,934	-	-	21,916,044	19,533,438
8012 Education Protection Account	1,059,320	1,224,429	1,255,284	1,466,525	841,985	894,820	477,304	538,659	1,319,289	1,433,479	1,089,425	1,301,414	96,520	90,566	-	-	4,819,837	5,516,413
8019 Local Control Funding Formula - Prior Year	-	-	-	-	-	-	-	-	-	-	-	-	-	-	-	-	-	-
8096 In Lieu of Property Taxes	1,594,920	1,485,375	1,884,168	1,773,610	1,273,232	1,090,259	721,769	656,308	1,995,001	1,746,567	1,638,172	1,576,771	1,373,253	1,328,191	-	-	8,485,513	7,910,514
8098 In Lieu of Property Taxes, Prior Year	-	-	-	-	-	-	-	-	-	-	-	-	-	-	-	-	-	-
<b>Total 8011-8098 - Local Control Funding Formula Sources</b>	<b>6,511,111</b>	<b>6,065,970</b>	<b>7,567,136</b>	<b>7,144,228</b>	<b>5,229,617</b>	<b>4,490,665</b>	<b>2,844,310</b>	<b>2,598,152</b>	<b>8,073,927</b>	<b>7,088,817</b>	<b>6,555,423</b>	<b>6,343,661</b>	<b>6,513,796</b>	<b>6,317,691</b>	-	-	<b>35,221,394</b>	<b>32,960,366</b>
<b>8100-8299 - Federal Revenue</b>																		
8181 Special Education - Federal (IDEA)	149,822	140,516	176,993	167,783	119,603	103,138	67,801	62,087	187,404	165,225	153,885	149,162	128,999	125,647	-	-	797,102	748,334
8221 Child Nutrition - Federal	570,561	475,791	519,410	292,841	428,932	245,303	152,252	106,708	581,184	352,011	387,254	268,562	224,523	200,647	-	-	2,282,932	1,589,852
8223 CACFP Supper	-	-	-	-	-	-	-	-	-	-	-	-	-	-	-	-	-	-
8291 Title I	310,690	299,542	234,893	281,238	213,116	225,453	115,832	127,811	328,948	353,264	207,936	237,226	182,909	198,346	-	-	1,265,376	1,369,616
8292 Title II	29,060	29,418	28,616	28,970	23,304	23,591	12,666	12,822	35,970	36,414	23,768	24,061	20,263	20,512	-	-	137,677	139,375
8294 Title III	41,756	41,756	28,257	28,257	31,346	31,346	11,783	11,783	43,129	43,129	22,194	22,194	10,754	10,754	-	-	146,089	146,089
8295 Title IV, SSAE	23,814	24,324	17,687	18,066	16,335	16,685	9,744	9,952	26,079	26,637	15,938	16,279	14,019	14,320	-	-	97,538	99,626
8296 Title IV, PCSGP	-	-	-	-	-	-	-	-	-	-	-	-	-	-	-	-	-	-
8297 Facilities Incentive Grant	-	-	-	-	-	-	-	-	-	-	-	-	-	-	-	-	-	-
8299 All Other Federal Revenue	-	1,541,221	-	1,934,093	-	1,473,513	17,771	812,780	17,771	2,286,293	-	1,658,833	13,714	1,142,984	-	-	31,486	8,563,425
<b>Total 8100-8299 - Other Federal Income</b>	<b>1,125,703</b>	<b>2,552,568</b>	<b>1,005,856</b>	<b>2,751,247</b>	<b>832,636</b>	<b>2,119,029</b>	<b>387,849</b>	<b>1,143,943</b>	<b>1,220,486</b>	<b>3,262,972</b>	<b>810,975</b>	<b>2,376,318</b>	<b>595,181</b>	<b>1,713,211</b>	-	-	<b>4,758,199</b>	<b>12,656,316</b>
<b>8300-8599 - Other State Revenue</b>																		
8520 Child Nutrition - State	47,612	31,976	42,917	17,479	35,879	15,224	12,339	6,816	48,218	22,040	32,289	17,908	17,435	12,393	-	-	188,471	101,796
8550 Mandate Block Grant	9,484	9,484	11,534	11,534	7,901	7,899	4,477	4,478	12,377	12,377	10,431	10,431	20,425	20,425	-	-	64,252	64,251
8561 State Lottery - Non Prop 20	84,075	83,422	99,323	99,626	67,118	62,085	38,048	36,825	105,165	98,910	86,355	88,336	72,390	74,232	-	-	447,308	444,525
8562 State Lottery - Prop 20	27,465	33,266	32,445	39,728	21,925	24,758	12,429	14,685	34,354	39,443	28,209	35,226	23,647	29,602	-	-	146,120	177,265
8560 Lottery Revenue	111,540	116,688	131,768	139,354	89,043	86,843	50,476	51,510	139,519	138,353	114,564	123,562	96,037	103,833	-	-	593,428	621,790
8587 State Grant Pass-Through	-	-	-	-	-	-	-	-	-	-	-	-	-	-	-	-	-	-
8591 SB740	295,637	333,923	-	-	-	-	123,147	123,147	123,147	123,147	-	-	299,926	299,926	-	-	718,710	756,996
8592 State Mental Health	-	-	-	-	-	-	-	-	-	-	-	-	-	-	-	-	-	-
8593 After School Education & Safety	177,559	203,483	177,559	203,483	177,559	203,483	-	-	177,559	203,483	124,387	203,483	-	-	-	-	657,065	813,931
8594 Supplemental Categorical Block Grant	-	-	-	-	-	-	-	-	-	-	-	-	-	-	-	-	-	-
8599 State Revenue - Other	422,026	466,555	517,858	564,431	345,289	403,200	205,264	199,443	550,553	602,643	472,152	515,230	382,499	318,443	-	-	2,345,088	2,467,302
<b>Total 8300-8599 - Other State Income</b>	<b>1,063,857</b>	<b>1,162,108</b>	<b>881,636</b>	<b>936,280</b>	<b>655,671</b>	<b>716,649</b>	<b>395,703</b>	<b>385,394</b>	<b>1,051,374</b>	<b>1,102,043</b>	<b>753,824</b>	<b>870,615</b>	<b>816,323</b>	<b>755,020</b>	-	-	<b>4,567,013</b>	<b>4,826,067</b>
<b>8600-8799 - Other Local Revenue</b>																		
8631 Sale of Equipment & Supplies	-	-	-	-	-	-	-	-	-	-	-	-	-	-	-	-	-	-
8634 Food Service Sales	-	-	-	-	-	-	-	-	-	-	-	-	-	-	-	-	-	-
8650 Leases & Rentals	-	-	-	-	-	-	-	-	-	-	-	-	-	-	-	-	-	-
8660 Interest & Dividend Income	15,000	15,000	10,000	10,000	12,000	12,000	5,000	5,000	17,000	17,000	10,000	10,000	14,000	14,000	-	-	66,000	66,000
8662 Net Increase (Decrease) in Fair Value of Investments	-	-	-	-	-	-	-	-	-	-	-	-	-	-	-	-	-	-
8681 Intra-Agency Fee Income	-	-	-	-	-	-	-	-	-	-	-	-	-	-	-	-	-	-
8682 Childcare & Enrichment Program Fees	-	-	-	-	-	-	-	-	-	-	-	-	-	-	-	-	-	-
8689 All Other Fees & Contracts	-	-	-	-	-	-	-	-	-	-	-	-	-	-	-	-	-	-
8692 Grants	10,000	69,310	100,000	108,000	2,500	47,840	-	53,214	2,500	101,054	-	60,836	-	10,000	-	-	112,500	349,200
8694 In Kind Donations	-	-	-	-	-	-	-	-	-	-	-	-	-	-	-	-	-	-
8695 Contributions & Events	-	15	-	18	-	12	-	95	-	107	-	16	-	14	-	-	-	169
8696 Other Fundraising	-	-	-	-	-	-	-	-	-	-	-	-	-	-	-	-	-	-
8697 E-Rate	13,440	13,440	14,776	14,776	14,776	14,776	14,776	14,776	29,552	29,552	14,776	14,776	16,741	16,741	-	-	89,284	89,284

	CNCA - Burlington		CNCA#2 - Kayne Siart		CNCA#3 - Castellanos		CNCA#3 - Eisner		CNCA#3 - Consolidated		CNCA#4 - Cisneros		CNHS#2 - Dalzell Lance		Central Administration		Camino Nuevo - Consolidated	
	2021-22 Budget - Approved	2021-22 Forecast	2021-22 Budget - Approved	2021-22 Forecast	2021-22 Budget - Approved	2021-22 Forecast	2021-22 Budget - Approved	2021-22 Forecast	2021-22 Budget - Approved	2021-22 Forecast	2021-22 Budget - Approved	2021-22 Forecast	2021-22 Budget - Approved	2021-22 Forecast	2021-22 Budget - Approved	2021-22 Forecast	2021-22 Budget - Approved	2021-22 Forecast
8698 SELPA Grants	-	35,744	-	56,922	-	22,937	-	12,845	-	35,782	-	22,999	-	27,606	-	-	-	179,053
8699 All Other Local Revenue	-	4,697	-	4,383	-	16,510	-	43	-	16,553	-	4,258	-	5,294	-	-	-	35,185
8792 Transfers of Apportionments - Special Education	386,128	397,838	456,155	475,038	308,248	292,012	174,739	175,784	482,988	467,795	396,600	422,317	332,463	355,739	-	-	2,054,334	2,118,728
<b>Total 8600-8799 - Other Income-Local</b>	<b>424,568</b>	<b>536,044</b>	<b>580,931</b>	<b>669,137</b>	<b>337,524</b>	<b>406,086</b>	<b>194,515</b>	<b>261,757</b>	<b>532,040</b>	<b>667,843</b>	<b>421,376</b>	<b>535,202</b>	<b>363,204</b>	<b>429,393</b>	-	-	<b>2,322,119</b>	<b>2,837,619</b>
<b>Prior Year Adjustments</b>																		
8999 Other Prior Year Adjustment	-	54,482	-	13,630	-	7,085	-	17,387	-	24,472	-	14,833	-	43,429	-	-	-	150,847
<b>Total Prior Year Adjustments</b>	<b>-</b>	<b>54,482</b>	<b>-</b>	<b>13,630</b>	<b>-</b>	<b>7,085</b>	<b>-</b>	<b>17,387</b>	<b>-</b>	<b>24,472</b>	<b>-</b>	<b>14,833</b>	<b>-</b>	<b>43,429</b>	<b>-</b>	<b>-</b>	<b>-</b>	<b>150,847</b>
<b>TOTAL INCOME</b>	<b>9,125,239</b>	<b>10,371,173</b>	<b>10,035,559</b>	<b>11,514,522</b>	<b>7,055,448</b>	<b>7,739,514</b>	<b>3,822,378</b>	<b>4,406,633</b>	<b>10,877,827</b>	<b>12,146,147</b>	<b>8,541,597</b>	<b>10,140,630</b>	<b>8,288,503</b>	<b>9,258,744</b>	-	-	<b>46,868,725</b>	<b>53,431,216</b>
<b>Expense</b>																		
<b>1000 - Certificated Salaries</b>																		
1110 Teachers' Salaries	1,856,591	1,945,139	2,463,353	2,810,111	1,494,941	1,514,515	881,270	898,061	2,376,211	2,412,576	2,308,249	2,523,126	2,037,137	1,943,630	-	-	11,041,541	11,634,583
1120 Teachers' Hourly	-	-	42,000	735	-	-	-	43,445	-	43,445	13,090	-	-	-	-	-	55,090	44,180
1170 Teachers' Salaries - Substitute	53,723	53,723	61,050	38,034	82,510	83,128	24,050	24,050	106,560	107,178	64,750	37,029	51,870	51,870	-	-	337,953	287,833
1175 Teachers' Salaries - Stipend/Extra Duty	105,410	171,895	99,870	167,204	110,450	149,220	28,540	71,250	138,990	220,470	80,120	171,322	103,255	207,515	-	-	527,645	938,405
1211 Certificated Pupil Support - Librarians	-	-	-	-	-	-	-	-	-	-	-	-	-	-	-	-	-	-
1213 Certificated Pupil Support - Guidance & Counseling	-	-	-	-	-	-	-	-	-	-	-	-	-	-	-	-	-	-
1215 Certificated Pupil Support - Psychologist	69,273	59,032	81,571	69,789	50,956	47,100	30,292	26,721	81,249	73,821	67,462	60,704	62,228	50,805	-	-	361,782	314,152
1299 Certificated Pupil Support - Other	110,963	88,346	204,657	104,483	81,624	70,489	48,523	39,991	130,146	110,480	107,846	90,882	99,678	76,034	-	-	653,291	470,225
1300 Certificated Supervisors' & Administrators' Salaries	505,530	402,496	502,580	464,382	436,923	426,998	298,939	298,170	735,862	725,168	498,610	479,111	644,320	606,127	-	-	2,886,903	2,677,286
1900 Other Certificated Salaries	-	-	-	-	-	-	-	-	-	-	-	-	-	-	-	-	-	-
<b>Total 1000 - Certificated Salaries</b>	<b>2,701,489</b>	<b>2,720,631</b>	<b>3,455,081</b>	<b>3,654,738</b>	<b>2,257,404</b>	<b>2,291,451</b>	<b>1,311,614</b>	<b>1,401,688</b>	<b>3,569,018</b>	<b>3,693,139</b>	<b>3,140,127</b>	<b>3,362,174</b>	<b>2,998,488</b>	<b>2,935,982</b>	-	-	<b>15,864,204</b>	<b>16,366,662</b>
<b>2000 - Classified Salaries</b>																		
2111 Instructional Aide & Other Salaries	447,441	481,502	408,968	512,043	342,671	346,441	103,508	114,251	446,178	460,692	588,855	615,885	309,820	218,497	-	-	2,201,262	2,288,619
2121 After School Staff Salaries	-	-	-	-	-	-	-	-	-	-	-	-	-	-	-	-	-	-
2131 Classified Teacher Salaries	161,585	226,347	-	42,743	74,400	41,303	65,150	-	139,550	41,303	18,500	-	-	-	-	-	319,635	310,393
2200 Classified Support Salaries	113,209	141,981	142,574	120,594	102,671	102,450	55,785	66,470	158,456	168,920	108,776	108,334	80,127	86,463	-	-	603,142	626,293
2300 Classified Supervisors' & Administrators' Salaries	-	-	-	-	-	-	-	-	-	-	-	3,098	-	45,391	-	-	-	48,489
2400 Classified Office Staff Salaries	211,705	222,055	178,385	200,574	205,625	220,192	142,096	138,511	347,721	358,703	194,110	203,072	218,365	224,291	-	-	1,150,286	1,208,695
2900 Other Classified Salaries	202,264	390,972	221,242	345,673	201,473	338,304	116,296	158,111	317,769	496,416	272,049	411,726	178,050	312,295	-	-	1,191,375	1,957,081
<b>Total 2000 - Classified Salaries</b>	<b>1,136,204</b>	<b>1,462,858</b>	<b>951,169</b>	<b>1,221,627</b>	<b>926,840</b>	<b>1,048,691</b>	<b>482,835</b>	<b>477,343</b>	<b>1,409,674</b>	<b>1,526,034</b>	<b>1,182,290</b>	<b>1,342,115</b>	<b>786,362</b>	<b>886,937</b>	-	-	<b>5,465,700</b>	<b>6,439,570</b>
<b>3000 - Employee Benefits</b>																		
3111 STRS - State Teachers Retirement System	457,092	441,741	584,600	604,665	381,953	370,712	221,925	233,030	603,878	603,741	531,310	553,225	507,344	485,275	-	-	2,684,223	2,688,647
3212 PERS - Public Employee Retirement System	260,304	329,571	217,913	270,357	212,339	238,626	110,617	106,769	322,956	345,394	270,863	295,171	180,155	196,332	-	-	1,252,192	1,436,825
3213 PARS - Public Agency Retirement System	-	-	-	-	-	-	-	-	-	-	-	-	-	-	-	-	-	-
3311 OASDI - Social Security	70,445	91,756	58,972	76,005	57,464	67,684	29,936	29,560	87,400	97,244	73,302	83,228	48,754	55,836	-	-	338,873	404,069
3331 MED - Medicare	55,647	60,181	63,891	70,065	46,172	48,050	26,020	27,103	72,191	75,154	62,675	67,684	54,880	55,191	-	-	309,284	328,275
3401 H&W - Health & Welfare	322,253	355,396	379,682	387,133	297,972	276,381	108,085	124,417	406,057	400,798	353,643	343,867	316,147	318,491	-	-	1,777,782	1,805,684
3501 SUI - State Unemployment Insurance	47,204	20,739	54,197	24,145	39,166	16,558	22,072	9,340	61,238	25,898	53,166	23,326	46,554	19,090	-	-	262,358	113,198
3601 Workers' Compensation Insurance	47,595	44,050	46,730	56,146	29,531	36,550	20,342	20,597	49,874	57,147	50,820	49,614	42,343	45,723	-	-	237,361	252,680
3751 OPEB, Active Employees	-	-	-	-	-	-	-	-	-	-	-	-	-	-	-	-	-	-
3901 Other Retirement Benefits	-	-	-	-	-	-	-	-	-	-	-	-	-	-	-	-	-	-
3902 Other Benefits	-	(8,150)	-	(3,885)	-	(6,617)	-	776	-	(5,841)	-	(4,929)	-	(11,223)	-	-	-	(34,028)
<b>Total 3000 - Employee Benefits</b>	<b>1,260,539</b>	<b>1,335,286</b>	<b>1,405,985</b>	<b>1,484,630</b>	<b>1,064,597</b>	<b>1,047,943</b>	<b>538,996</b>	<b>551,592</b>	<b>1,603,593</b>	<b>1,599,535</b>	<b>1,395,778</b>	<b>1,411,186</b>	<b>1,196,178</b>	<b>1,164,714</b>	-	-	<b>6,862,074</b>	<b>6,995,351</b>
<b>4000 - Supplies</b>																		
4111 Core Curricula Materials	24,800	344,800	108,300	314,537	16,571	274,210	12,107	127,411	28,678	401,621	27,755	353,841	31,900	54,754	-	-	221,433	1,469,554
4211 Books & Other Reference Materials	1,000	1,809	7,000	10,050	3,325	3,325	375	935	3,700	4,260	4,000	4,250	13,000	13,000	-	-	28,700	33,369
4311 Student Materials	48,800	73,043	58,001	103,321	53,247	73,595	29,095	42,007	82,341	115,602	33,328	56,528	51,420	92,420	-	-	273,889	440,914
4351 Office Supplies	18,600	18,600	18,000	18,000	19,200	19,200	12,000	17,000	31,200	36,200	15,600	15,600	18,000	18,000	-	-	101,400	106,400
4371 Custodial Supplies	13,720	41,529	12,000	34,315	21,600	46,742	12,000	32,142	33,600	78,884	18,000	66,142	22,800	42,942	-	-	100,120	263,812
4391 Food (Non Nutrition Program)	11,150	11,150	8,600	10,100	14,000	14,000	9,000	9,000	23,000	23,000	12,567	12,609	11,250	18,950	-	-	66,567	75,809
4392 Uniforms	9,800	9,800	5,000	11,777	8,565	8,190	4,005	3,795	12,570	11,985	4,000	4,000	15,620	15,560	-	-	46,990	53,122
4393 PE & Sports Equipment	4,000	12,000	5,000	10,000	7,000	10,000	4,000	7,000	11,000	17,000	6,000	6,000	2,500	2,500	-	-	28,500	47,500
4395 Before & After School Program Supplies	-	-	-	-	-	-	-	-	-	-	-	-	-	-	-	-	-	-
4399 All Other Supplies	12,190	27,145	17,091	34,888	11,413	26,338	8,551	21,509	19,964	47,847	18,318	32,312	30,024	55,012	-	-	97,587	197,204



	CNCA - Burlington		CNCA#2 - Kayne Siart		CNCA#3 - Castellanos		CNCA#3 - Eisner		CNCA#3 - Consolidated		CNCA#4 - Cisneros		CNHS#2 - Dalzell Lance		Central Administration		Camino Nuevo - Consolidated	
	2021-22 Budget - Approved	2021-22 Forecast	2021-22 Budget - Approved	2021-22 Forecast	2021-22 Budget - Approved	2021-22 Forecast	2021-22 Budget - Approved	2021-22 Forecast	2021-22 Budget - Approved	2021-22 Forecast	2021-22 Budget - Approved	2021-22 Forecast	2021-22 Budget - Approved	2021-22 Forecast	2021-22 Budget - Approved	2021-22 Forecast	2021-22 Budget - Approved	2021-22 Forecast
4390 Other Supplies	37,140	60,095	35,691	66,765	40,978	58,528	25,556	41,304	66,534	99,832	40,885	54,921	59,394	92,022	-	-	239,644	373,635
4411 Non Capitalized Equipment	16,309	79,725	12,409	120,126	18,288	38,129	9,156	33,614	27,444	71,742	15,648	58,132	61,898	119,289	-	-	133,708	449,015
4711 Nutrition Program Food & Supplies	598,524	419,204	530,244	323,861	466,679	285,126	176,667	135,623	643,346	420,750	449,383	291,623	236,661	191,303	-	-	2,458,158	1,646,740
4713 CACFP Supper Food & Supplies	-	-	-	-	-	-	-	-	-	-	-	-	-	-	-	-	-	-
<b>Total 4000 - Supplies</b>	<b>758,893</b>	<b>1,038,805</b>	<b>781,645</b>	<b>990,976</b>	<b>639,888</b>	<b>798,856</b>	<b>276,956</b>	<b>430,036</b>	<b>916,843</b>	<b>1,228,892</b>	<b>604,598</b>	<b>901,036</b>	<b>495,073</b>	<b>623,729</b>	-	-	<b>3,557,052</b>	<b>4,783,438</b>
<b>5000 - Operating Services</b>																		
5211 Travel & Conferences	12,000	17,000	60,250	60,250	8,000	8,597	1,597	1,597	9,597	10,194	5,000	26,600	20,620	25,620	-	-	107,467	139,664
5311 Dues & Memberships	9,205	9,055	11,310	11,265	6,497	5,823	3,170	3,938	9,667	9,761	8,210	8,295	16,500	16,940	-	-	54,892	55,315
5451 General Insurance	-	-	-	-	-	-	25,277	25,277	25,277	25,277	-	-	3,904	3,998	-	-	29,181	29,275
5511 Utilities	144,523	144,523	104,466	104,466	142,541	142,541	49,505	45,756	192,046	188,298	127,924	127,924	120,870	110,103	-	-	689,829	675,314
5521 Security Services	40,740	57,404	1,400	2,460	500	1,500	2,300	2,300	2,800	3,800	500	657	5,090	14,441	-	-	50,530	78,763
5531 Housekeeping Services	86,550	123,150	72,000	182,775	106,000	147,700	-	26,934	106,000	174,634	114,300	137,100	66,723	89,783	-	-	445,573	707,442
5599 Other Facility Operations & Utilities	41,237	42,104	44,993	48,441	61,875	64,039	21,685	88,159	83,560	88,159	69,955	69,955	55,841	64,609	-	-	295,586	313,269
5611 School Rent - Private Facility	575,176	593,640	-	-	-	-	218,928	218,928	218,928	218,928	-	-	533,202	552,202	-	-	1,327,306	1,364,770
5613 School Rent - Prop 39	-	-	-	-	-	-	-	-	-	-	-	-	-	-	-	-	-	-
5619 Other Facility Rentals	8,011	11,458	14,638	18,958	-	3,924	6,908	6,908	6,908	10,832	1,000	3,820	35,866	39,726	-	-	66,423	84,795
5621 Equipment Lease	44,009	44,009	26,459	26,459	38,071	38,071	19,641	19,641	57,712	57,712	30,205	30,205	54,412	56,838	-	-	212,798	215,224
5631 Vendor Repairs	43,000	68,323	30,000	82,000	44,000	44,000	25,000	25,000	69,000	69,000	40,000	60,000	35,000	73,500	-	-	217,000	352,823
5812 Field Trips & Pupil Transportation	16,800	16,800	32,000	40,000	21,465	21,090	17,400	17,400	38,865	38,490	12,000	15,000	48,300	32,000	-	-	147,965	142,290
5821 Legal	-	1,996	-	3,706	-	1,004	-	2,505	-	3,509	15,000	15,000	-	3,881	-	-	15,000	28,092
5823 Audit	-	694	-	1,035	-	554	-	529	-	1,083	-	928	-	597	-	-	-	4,337
5831 Advertisement & Recruitment	5,000	5,000	5,000	5,000	5,000	5,000	5,000	5,000	10,000	10,000	5,000	5,000	5,000	5,000	-	-	30,000	30,000
5841 Contracted Substitute Teachers	-	12,000	-	225,000	-	72,261	-	36,000	-	108,261	-	151,000	1,800	73,240	-	-	1,800	569,501
5842 Special Education Services	330,000	385,910	459,250	396,650	209,000	244,500	104,500	145,375	313,500	389,875	197,500	327,150	185,300	284,000	-	-	1,485,550	1,783,585
5843 Non Public School	-	-	75,185	75,185	-	-	-	-	-	-	2,980	8,680	-	-	-	-	78,165	83,865
5844 After School Services	177,559	203,483	177,559	203,483	177,559	203,483	-	-	177,559	203,483	124,387	203,483	-	-	-	-	657,065	813,931
5849 Other Student Instructional Services	59,280	331,392	-	506,427	-	322,002	-	195,607	-	517,608	8,840	342,894	33,689	483,436	-	-	101,809	2,181,758
5852 Professional Development	18,813	178,036	18,375	165,936	19,675	142,191	19,413	85,933	39,088	228,124	28,250	166,105	3,963	107,387	-	-	108,488	845,587
5854 Nursing & Medical (Non-IEP)	4,100	4,100	6,000	6,000	3,500	6,000	2,500	6,000	6,000	6,500	6,658	6,658	2,000	2,000	-	-	24,758	24,758
5859 All Other Consultants & Services	23,041	149,970	13,946	132,105	36,375	101,345	7,608	39,951	43,983	141,295	33,803	124,479	31,129	140,358	-	-	145,904	688,207
5861 Non Instructional Software	55,664	96,468	61,741	115,881	49,346	81,047	32,369	52,040	81,715	133,087	67,311	85,182	46,751	101,175	-	-	313,182	531,793
5865 Fundraising Cost	-	-	-	-	-	-	-	-	-	-	-	-	-	402	-	-	-	402
5871 District Oversight Fees	65,111	60,660	75,671	71,442	52,296	44,907	28,443	25,982	80,739	70,888	65,554	63,437	65,138	63,177	-	-	352,214	329,604
5872 Special Education Fees (SELPA)	107,190	107,671	126,630	128,564	85,570	79,030	48,508	47,574	134,078	126,604	110,097	114,296	92,292	96,277	-	-	570,287	573,412
5881 Intra-Agency Fees	1,000,487	939,205	1,084,605	1,012,440	766,046	652,203	421,412	387,475	1,187,458	1,039,678	931,968	898,344	927,906	906,550	-	-	5,132,424	4,796,218
5895 Bad Debt Expense	-	-	-	-	-	-	-	-	-	-	-	-	-	-	-	-	-	-
5899 All Other Expenses	11,737	11,737	14,482	14,482	11,025	12,582	5,422	5,422	16,447	18,004	11,590	16,815	13,305	13,305	-	-	67,562	74,344
5911 Office Phone	20,616	20,616	9,492	9,492	13,764	9,093	7,966	7,966	21,730	17,059	9,528	9,528	16,716	16,716	-	-	78,082	73,411
5913 Mobile Phone	792	792	1,512	1,512	4,020	4,020	1,512	1,512	5,532	5,532	3,600	3,600	840	1,380	-	-	12,276	12,816
5921 Internet	16,800	16,800	18,470	18,470	18,470	18,470	18,470	18,470	36,940	36,940	18,470	18,470	20,926	20,926	-	-	111,605	111,605
5923 Website Hosting	-	-	-	-	-	-	-	-	-	-	-	-	-	-	-	-	-	-
5931 Postage & Shipping	800	8,000	1,250	6,750	3,500	6,500	500	5,300	4,000	11,800	2,000	4,000	5,000	8,000	-	-	13,050	38,550
5999 Other Communications	-	57,321	-	67,684	-	45,828	-	25,927	-	71,754	-	59,052	-	49,193	-	-	-	305,004
<b>Total 5000 - Operating Services</b>	<b>2,918,243</b>	<b>3,719,319</b>	<b>2,546,685</b>	<b>3,744,319</b>	<b>1,884,097</b>	<b>2,526,803</b>	<b>1,095,033</b>	<b>1,508,866</b>	<b>2,979,131</b>	<b>4,035,669</b>	<b>2,051,629</b>	<b>3,103,655</b>	<b>2,448,083</b>	<b>3,456,761</b>	-	-	<b>12,943,770</b>	<b>18,059,723</b>
<b>6000 - Capital Outlay</b>																		
6901 Depreciation Expense	133,720	152,185	613,199	626,137	68,496	83,126	69,967	81,742	138,464	164,868	88,205	113,928	107,140	162,401	-	-	1,080,727	1,219,519
6903 Amortization Expense	-	-	-	-	-	-	-	-	-	-	-	-	-	-	-	-	-	-
6999 Capital Outlay	-	-	-	-	-	-	-	-	-	-	-	-	-	-	-	-	-	-
<b>Total 6000 - Capital Outlay</b>	<b>133,720</b>	<b>152,185</b>	<b>613,199</b>	<b>626,137</b>	<b>68,496</b>	<b>83,126</b>	<b>69,967</b>	<b>81,742</b>	<b>138,464</b>	<b>164,868</b>	<b>88,205</b>	<b>113,928</b>	<b>107,140</b>	<b>162,401</b>	-	-	<b>1,080,727</b>	<b>1,219,519</b>
<b>7000 - Other Outgo</b>																		
7438 Interest Expense	-	-	210,583	210,583	-	-	-	-	-	-	-	-	-	-	-	-	210,583	210,583
<b>Total 7000 - Other Outgo</b>	<b>-</b>	<b>-</b>	<b>210,583</b>	<b>210,583</b>	<b>-</b>	<b>-</b>	<b>-</b>	<b>-</b>	<b>-</b>	<b>-</b>	<b>-</b>	<b>-</b>	<b>-</b>	<b>-</b>	<b>-</b>	<b>-</b>	<b>210,583</b>	<b>210,583</b>
<b>TOTAL EXPENSE</b>	<b>8,909,089</b>	<b>10,429,083</b>	<b>9,964,346</b>	<b>11,933,010</b>	<b>6,841,322</b>	<b>7,796,869</b>	<b>3,775,402</b>	<b>4,451,266</b>	<b>10,616,723</b>	<b>12,248,135</b>	<b>8,462,627</b>	<b>10,234,093</b>	<b>8,031,324</b>	<b>9,230,524</b>	-	-	<b>45,984,109</b>	<b>54,074,846</b>
<b>NET INCOME</b>	<b>216,150</b>	<b>(57,910)</b>	<b>71,213</b>	<b>(418,489)</b>	<b>214,126</b>	<b>(57,355)</b>	<b>46,977</b>	<b>(44,633)</b>	<b>261,103</b>	<b>(101,988)</b>	<b>78,969</b>	<b>(93,464)</b>	<b>257,180</b>	<b>28,220</b>	-	-	<b>884,615</b>	<b>(643,631)</b>

	CNCA - Burlington		CNCA#2 - Kayne Siart		CNCA#3 - Castellanos		CNCA#3 - Eisner		CNCA#3 - Consolidated		CNCA#4 - Cisneros		CNHS#2 - Dalzell Lance		Central Administration		Camino Nuevo - Consolidated	
	2021-22 Budget - Approved	2021-22 Forecast	2021-22 Budget - Approved	2021-22 Forecast	2021-22 Budget - Approved	2021-22 Forecast	2021-22 Budget - Approved	2021-22 Forecast	2021-22 Budget - Approved	2021-22 Forecast	2021-22 Budget - Approved	2021-22 Forecast	2021-22 Budget - Approved	2021-22 Forecast	2021-22 Budget - Approved	2021-22 Forecast	2021-22 Budget - Approved	2021-22 Forecast
<b>Beginning Cash Balance</b>	2,227,459	3,033,269	971,644	1,677,764	1,227,768	2,000,901	1,802,564	2,032,231	3,030,333	4,033,132	1,172,258	1,849,639	668,193	1,866,820	21,442	1,417,249	8,091,327	13,877,874
<b>Cash Flow from Operating Activities</b>																		
Net Income	216,150	(57,910)	71,213	(418,489)	214,126	(57,355)	46,977	(44,633)	261,103	(101,988)	78,969	(93,464)	257,180	28,220	-	-	884,615	(643,631)
Change in Accounts Receivable	-	-	-	-	-	-	-	-	-	-	-	-	-	-	-	-	-	-
Prior Year Accounts Receivable	1,979,895	1,297,747	2,106,104	1,550,032	1,578,042	974,224	796,606	644,569	2,374,648	1,618,793	1,894,225	1,410,778	1,839,838	2,198,714	-	-	10,194,709	8,076,064
Current Year Accounts Receivable	(2,475,412)	(1,116,171)	(2,327,299)	(891,744)	(1,669,828)	(700,114)	(992,812)	(408,375)	(2,662,640)	(1,108,489)	(1,941,711)	(745,311)	(2,688,370)	(415,739)	-	-	(12,095,433)	(4,277,454)
Change in Due from	-	2,132	-	3,157	-	0	-	-	-	0	-	-	-	(939)	-	(80)	-	4,271
Change in Accounts Payable	(18,904)	9,404	(21,873)	(7,414)	(16,743)	(9,842)	(7,439)	37,662	(24,182)	27,820	(18,908)	(11,024)	(15,499)	(292,668)	(2,027)	(6,231)	(101,393)	(280,113)
Change in Due to	(818)	181,028	(1,141)	247,868	(742)	124,982	(486)	107,362	(1,227)	232,344	(1,036)	269,655	(730)	(331,714)	-	(1,388,672)	(4,952)	(789,491)
Change in Accrued Vacation	-	-	-	-	-	-	-	-	-	-	-	-	-	-	-	-	-	-
Change in Payroll Liabilities	-	103,610	-	113,668	-	69,168	-	46,151	-	115,319	-	112,485	-	52,903	-	44,123	-	542,107
Change in Prepaid Expenditures	(102,801)	(2,999)	(45,354)	(1,736)	(54,060)	(26,889)	(45,084)	(2,078)	(99,143)	(28,967)	(26,782)	(613)	(99,018)	(2,824)	(15,000)	94,872	(388,098)	57,733
Change in Deposits	-	-	-	-	-	-	-	-	-	-	-	-	-	-	-	-	-	-
Change in Deferred Revenue	-	(232,704)	-	(368,840)	-	(187,662)	-	(104,924)	-	(292,586)	-	(315,342)	-	(369,990)	-	-	-	(1,579,462)
Depreciation Expense	133,720	152,185	613,199	626,137	68,496	83,126	69,967	81,742	138,464	164,868	88,205	113,928	107,140	162,401	-	-	1,080,727	1,219,519
<b>Cash Flow from Investing Activities</b>																		
Capital Expenditures	(1,540)	(101,585)	(11,000)	(41,246)	-	(5,786)	(1,500)	(38,977)	(1,500)	(44,763)	-	(56,414)	-	(126,403)	-	-	(14,040)	(370,412)
<b>Cash Flow from Financing Activities</b>																		
Source - Sale of Receivables	-	-	-	-	-	-	-	-	-	-	-	-	-	-	-	-	-	-
Use - Sale of Receivables	-	-	-	-	-	-	-	-	-	-	-	-	-	-	-	-	-	-
Source - Loans	-	-	-	-	-	-	-	-	-	-	-	-	-	-	-	-	-	-
Use - Loans	-	-	(388,810)	(388,810)	-	-	-	-	-	-	-	-	-	-	-	-	(388,810)	(388,810)
<b>Ending Cash Balance</b>	1,957,749	3,268,007	966,681	2,100,348	1,347,062	2,264,751	1,668,793	2,350,730	3,015,855	4,615,482	1,245,219	2,534,317	68,733	2,768,782	4,415	161,260	7,258,652	15,448,196



## CAMINO NUEVO CHARTER ACADEMY

### Financial Analysis

### January 2022

#### Net Income

Camino Nuevo Charter Academy is projected to achieve a net loss of (\$644K) in FY21-22 compared to \$885K in the board approved budget. Reasons for this negative \$1.53M variance are explained below in the Income Statement section of this analysis.

#### Balance Sheet

As of January 31, 2022, the school's cash balance was \$21.50M. By June 30, 2022, the school's cash balance is projected to be \$15.45M, which represents a 29% reserve.

As of January 31, 2022, the Accounts Receivable balance was \$96K, down from \$98K in the previous month, due to the receipt of revenue earned in FY20-21.

As of January 31, 2022, the Accounts Payable balance, including payroll liabilities, totaled \$1.68M, compared to \$1.63M in the prior month.

As of January 31, 2022, CNCA had a debt balance of \$10.43M. An additional \$195K will be paid this fiscal year. Debt balance is related to 3rd St/Prop 55 Long-Term loan due back to the State.

#### Income Statement

##### *Revenue*

Total revenue for FY21-22 is projected to be \$53.43M, which is \$6.56M or 14.0% over budgeted revenue of \$46.87M.

**Local Control Funding Formula Sources:** Due to decreased enrollment and ADA, LCFF Sources are projected to be \$2.3M under budget.

**Object Code 8221:** Federal Nutrition Revenue is expected to be \$693K under budget. Due to participation rates for the school nutrition program being lower than budgeted. Reduced revenue is partially offset by decreased nutrition food expenses (**Object 4711**).

**Object Code 8299:** All Other Federal Revenue is expected to be \$8,532K over budget due to the inclusion of GEER, ESSER I, ESSER II, and ESSER III spending plans. Revenue is offset by increased expenses.

**Object Code 8593:** After School Education and Safety (ASES) funding is expected to be \$157K over budget due to Cisneros being awarded the full grant which had been reduced in prior years. In addition, ASES funding for all charters increased by 14.6%. This is offset by increased ASES third party provider costs (**Object 5844**).

*This report will discuss revenue and expenditure variances from the Board-approved budget that are above \$100,000 and 10%.*



**Object Code 8692:** Grant revenue is expected to be \$237K over budget based on UnidosUS grants received across the charters as well as a \$25k grant received by Eisner from The Angelo Family Charitable Foudation and a \$186K grant received from New Ventures Fund.

**Object Code 8698:** SELPA Grants are projected to be \$179K over budget based on STEP grants awarded to the charter schools.

**Object Code 8999:** Prior Year revenue is expected to \$151K over largely due to \$83K of SB740 adjustments from final appotionments and \$20K of SMAA funds received.

### *Expenses*

Total expenses for FY21-22 are projected to be \$54.07M, which is \$8.09M or 17.6% over budgeted expenditures of \$45.98M.

**Object Code 1110:** Teacher Salaries is projected to be \$593K over budget as a result of additional intervention teacher positions added with ESSER funds as well as increased teacher costs based on final teacher bargaining agreement.

**Object Code 1175:** Teacher Stipends expense is projected to be \$411K over budget largely as result of FY21-22 Recognition Stipends given to all returning teachers. In addition, Dalzell Lance increased their intervention program for both summer and Saturday school. These increases are funded by ESSER or Expanded Learning Oportunity funds (ELO).

**Object Code 1299:** Certificated Pupil Support expense is projected to be \$183K under budget as a result of multiple open positions for the SPED Program.

**Object Code 2900:** Other Classified salaries are projected to be \$766K over budget. This is related to additional positions added with ESSER funds as well as Health Clerks added across the sites with LACOE COVID funds.

**Object Code 3112:** PERS expense is projected to be \$185K over budget as a result of increases classified salaries being funded by one-time funds.

**Object Code 3501:** State Unemployment Insurance expense is projected to be \$149K under budget based on final SUI percentage decreasing from 1.23% to 0.50%.

Additional one-time funds were used to cover expenses in the following budget line items:

- **Object Code 4111:** Core Curricula Materials are \$1.2M over budget. This includes new curriculum across all charter schools.
- **Object Code 4311:** Student Materials are \$167K over budget. This includes addition of student software.
- **Object Code 4371:** Custodial Supplies are \$164K over budget due to increased COVID related cleaning materials.
- **Object Code 4390:** Other Supplies are \$134K over budget. This includes personal protective equipment (PPE) as well as COVID tests.
- **Object Code 4411:** Non Capitalized Equipment is \$315K over budget due to planned technology purchases
- **Object Code 5841:** Contracted Substitute Teachers expense is \$568K over budget.

*This report will discuss revenue and expenditure variances from the Board-approved budget that are above \$100,000 and 10%.*



- **Object Code 5849:** Other Student Instructional Services expense is \$2,080K over budget. This includes Independent Study for the first school semester as well as Mental Health Program Fee.
- **Object Code 5852:** Professional Development expense \$737K over budget.
- **Object Code 5859:** All Other Consultants & Services is \$542K over budget. This includes COVID coordinator expenses across all sites as well as increased technology services.
- **Object Code 5999:** Other Communications expense is \$305K over budget. This includes student hotspots for the school year.
- **Object Code 6901:** Depreciation expense is \$139K over budget. This includes depreciation for increased capital equipment purchases being made.

**Object Code 4711:** Nutrition Program Food expense is projected to be \$811K under budget due to lower participation rates in the school nutrition program. This is offset by decreased nutrition revenue (**Object Code 8220, 8520**).

**Object Code 5531:** Housekeeping Services expense is projected to be \$262K over budget due to increased school maintenance costs and the need to outsource custodial services for staff shortages and custodians being out.

**Object Code 5631:** Vendor Repairs are projected to be \$136K over budget due to increased HVAC and other facility repairs.

**Object Code 5842:** Special Education Services expense is projected to be \$298K over budget based on current expenditure trend. This is largely due to usage of SPED services and substitutes to cover for open positions.

**Object Code 5844:** After School Services expense is projected to be \$157K over budget. As mentioned above, this is related to Cisneros grant increase as well as an overall increase in funding.

**Object Code 5861:** Non Instructional Software expense is \$219K over budget due to additional programs purchased across the school sites.

## ADA

Budgeted average ADA for FY21-22 is 2982.05 based on an enrollment of 3139 and a 95.0% attendance rate.

The forecast assumes an ADA of 2696.99 based on an enrollment of 3069 and an 88.0% attendance rate.

In Month 5, ADA was 2475.63 with 3044 students enrolled at the end of the month and an 82.4% ADA rate.

Average ADA for the year (through Month 5) is 2622.76 (an 86.3% ADA rate for the year to date).

*This report will discuss revenue and expenditure variances from the Board-approved budget that are above \$100,000 and 10%.*

**CAMINO NUEVO CHARTER ACADEMY**  
 2021-22 Cash Flow Forecast  
 Prepared by EXED. For use by EXED and EXED clients only. © 2021 EXED

		Actuals as of 1/31/2022																	
		# of months remaining in FY																	
		12	11	10	9	8	7	6	5	4	3	2	1						
State Schedule:		P-2	P-2	P-2	P-2	P-2	P-2	P-2	P-2	P-1	P-1	P-1	P-1						
District Schedule:		P-2	P-2	P-2	P-2	P-2	P-2	P-2	P-1	P-1	P-1	P-1	P-1						
		ACTUAL	ACTUAL	ACTUAL	ACTUAL	ACTUAL	ACTUAL	ACTUAL											
		Jul-21	Aug-21	Sep-21	Oct-21	Nov-21	Dec-21	Jan-22	Feb-22	Mar-22	Apr-22	May-22	Jun-22	Accrual					
		Budget	Trend													FORECAST	Budget Variance		
														Jul-21 - Jun-22	Better / (Worse)	% Better / (Worse)			
8 - State Apportionment Schedule, FY 20-21 Version, Paid on a Lag		0%	5%	5%	9%	9%	9%	9%	9%	9%	4%	4%	4%	80%					
1 - District Apportionment Schedule, Paid on Time		6%	12%	8%	8%	8%	8%	8%	1/3	1/6	1/6	1/6	1/6	0					
# of School Days in Month		0	0	16	18	16	20	19	18	14	15	20	18		174				
Enrollment		3,139	3069													3069	(70)	-2%	
Unduplicated Pupil Percentage		1	80%													94%	0	15%	
ADA		2,982.05	2696.99													2,696.99	(285)		
<b>Income</b>																			
<b>8011-8098 - Local Control Funding Formula Sources</b>																			
8011 Local Control Funding Formula		21,916,044	19,533,438	1,087,904	1,087,904	1,958,228	1,958,228	-	3,916,456	1,958,228	1,473,780	1,473,780	1,473,780	1,473,780	197,591	19,533,438	(2,382,605)	-11%	
8012 Education Protection Account		4,819,837	5,516,413	-	-	1,452,612	-	-	1,452,612	-	-	-	-	-	1,443,392	5,516,413	696,576	14%	
8019 Local Control Funding Formula - Prior Year		-	-	-	-	-	-	-	-	-	-	-	-	-	-	-	-	-	
8096 In Lieu of Property Taxes		8,485,513	7,910,514	523,300	1,046,600	697,733	129,314	697,733	1,266,151	697,733	918,983	459,491	459,491	459,491	95,003	7,910,514	(574,998)	-7%	
8098 In Lieu of Property Taxes, Prior Year		-	-	-	-	-	-	-	-	-	-	-	-	-	-	-	-	-	
<b>Total 8011-8098 - Local Control Funding Formula Sources</b>		<b>35,221,394</b>	<b>32,960,366</b>	<b>1,611,204</b>	<b>2,134,504</b>	<b>4,108,573</b>	<b>2,087,542</b>	<b>697,733</b>	<b>6,635,219</b>	<b>2,655,961</b>	<b>2,392,762</b>	<b>1,933,271</b>	<b>3,101,068</b>	<b>1,933,271</b>	<b>1,933,271</b>	<b>1,735,987</b>	<b>32,960,366</b>	<b>(2,261,028)</b>	<b>-6%</b>
<b>8100-8299 - Federal Revenue</b>																			
8181 Special Education - Federal (IDEA)		797,102	748,334	47,689	95,380	63,586	11,785	63,585	115,387	63,586	92,783	46,391	46,391	46,391	8,987	748,334	(48,768)	-6%	
8221 Child Nutrition - Federal		2,282,932	1,589,851	-	-	-	-	-	83,721	-	557,808	108,142	124,779	158,054	183,010	374,338	1,589,852	(693,080)	-30%
8223 CACFP Supper		-	-	-	-	-	-	-	-	-	-	-	-	-	-	-	-	-	
8291 Title I		1,265,376	1,369,616	-	-	-	343,079	-	-	373,685	-	-	342,404	-	310,448	1,369,616	104,240	8%	
8292 Title II		137,677	139,375	-	-	-	-	37,242	-	-	-	-	34,844	-	67,289	139,375	1,698	1%	
8294 Title III		146,089	146,089	-	-	-	-	34,925	-	-	-	-	36,522	-	74,642	146,089	-	-	
8295 Title IV, SSAE		97,538	99,626	-	-	-	25,971	-	-	50,856	-	-	24,906	-	(2,108)	99,626	2,088	2%	
8296 Title IV, PCSGP		-	-	-	-	-	-	-	-	-	-	-	-	-	-	-	-	-	
8297 Facilities Incentive Grant		-	-	-	-	-	-	-	-	-	-	-	-	-	-	-	-	-	
8299 All Other Federal Revenue		31,486	8,563,425	223,759	781,748	469,979	-	-	1,235,179	-	-	-	6,254,569	-	(401,809)	8,563,425	8,531,939	27098%	
<b>Total 8100-8299 - Other Federal Income</b>		<b>4,758,199</b>	<b>12,656,316</b>	<b>271,448</b>	<b>877,128</b>	<b>533,565</b>	<b>380,835</b>	<b>135,752</b>	<b>1,434,287</b>	<b>488,127</b>	<b>650,590</b>	<b>154,534</b>	<b>6,864,416</b>	<b>204,445</b>	<b>229,401</b>	<b>431,788</b>	<b>12,656,316</b>	<b>7,898,117</b>	<b>166%</b>
<b>8300-8599 - Other State Revenue</b>																			
8520 Child Nutrition - State		188,471	101,796	-	-	-	-	-	12,806	-	28,369	6,913	7,976	10,104	11,699	23,929	101,796	(86,675)	-46%
8550 Mandate Block Grant		64,252	64,252	-	-	-	-	-	64,251	-	-	-	-	-	-	-	64,251	(1)	0%
8561 State Lottery - Non Prop 20		447,308	444,525	-	-	-	-	-	-	219,715	-	-	-	-	113,679	444,525	(2,782)	-1%	
8562 State Lottery - Prop 20		146,120	177,265	-	-	-	-	-	-	-	-	-	-	-	177,265	177,265	31,144	21%	
8560 Lottery Revenue		593,428	621,790	-	-	-	-	-	-	219,715	-	-	111,131	-	290,944	621,790	28,362	5%	
8587 State Grant Pass-Through		-	-	-	-	-	-	-	-	-	-	-	-	-	-	-	-	-	
8591 SB740		718,710	756,996	-	-	-	-	-	-	-	-	-	74,981	-	682,014	756,996	38,286	5%	
8592 State Mental Health		-	-	-	-	-	-	-	-	-	-	-	-	-	-	-	-	-	
8593 After School Education & Safety		657,065	813,931	-	-	-	-	-	-	-	-	-	203,483	-	610,449	813,931	156,866	24%	
8594 Supplemental Categorical Block Grant		-	-	-	-	-	-	-	-	-	-	-	-	-	-	-	-	-	
8599 State Revenue - Other		2,345,088	2,467,302	1,180,045	-	-	-	1,194,849	-	665,131	-	-	616,826	-	(1,189,548)	2,467,302	122,214	5%	
<b>Total 8300-8599 - Other State Income</b>		<b>4,567,013</b>	<b>4,826,068</b>	<b>1,180,045</b>	<b>-</b>	<b>-</b>	<b>-</b>	<b>1,194,849</b>	<b>77,057</b>	<b>884,846</b>	<b>28,369</b>	<b>6,913</b>	<b>1,014,398</b>	<b>10,104</b>	<b>11,699</b>	<b>417,788</b>	<b>4,826,067</b>	<b>259,054</b>	<b>6%</b>
<b>8600-8799 - Other Local Revenue</b>																			
8631 Sale of Equipment & Supplies		-	-	-	-	-	-	-	-	-	-	-	-	-	-	-	-	-	
8634 Food Service Sales		-	-	-	-	-	-	-	-	-	-	-	-	-	-	-	-	-	
8650 Leases & Rentals		-	-	-	-	-	-	-	-	-	-	-	-	-	-	-	-	-	
8660 Interest & Dividend Income		66,000	66,000	5,913	5,289	0	0	12,359	9,906	0	6,507	6,507	6,507	6,507	6,507	66,000	-	-	
8662 Net Increase (Decrease) in Fair Value of Investments		-	-	-	-	-	-	-	-	-	-	-	-	-	-	-	-	-	
8681 Intra-Agency Fee Income		-	-	-	-	-	-	-	-	-	-	-	-	-	-	-	-	-	
8682 Childcare & Enrichment Program Fees		-	-	-	-	-	-	-	-	-	-	-	-	-	-	-	-	-	
8689 All Other Fees & Contracts		-	-	-	-	-	-	-	-	-	-	-	-	-	-	-	-	-	
8692 Grants		112,500	349,200	111,071	-	-	21,000	-	29,500	186,200	-	-	-	-	1,429	349,200	236,700	210%	
8694 In Kind Donations		-	-	-	-	-	-	-	-	-	-	-	-	-	-	-	-	-	
8695 Contributions & Events		-	-	-	10	-	-	-	47	112	-	-	-	-	-	169	169	100%	
8696 Other Fundraising		-	-	-	-	-	-	-	-	-	-	-	-	-	-	-	-	-	
8697 E-Rate		89,284	89,284	(2,256)	-	(6,651)	-	-	-	632	9,737	13,960	11,848	27,872	16,072	18,069	89,284	-	
8698 SELPA Grants		-	179,053	-	1,950	1,950	1,950	6,902	124,548	33,950	1,950	1,950	1,950	-	3	179,053	179,053	100%	
8699 All Other Local Revenue		-	35,185	3,490	10,734	8,028	9,239	3,576	113	-	1	1	1	1	-	35,185	35,185	100%	
8792 Transfers of Apportionments - Special Education		2,054,334	2,118,728	122,908	245,816	163,877	43,096	222,796	326,693	180,030	262,689	131,345	131,345	131,345	131,345	25,445	2,118,728	64,394	3%



**CAMINO NUEVO CHARTER ACADEMY**  
 2021-22 Cash Flow Forecast  
 Prepared by EXED. For use by EXED and EXED clients only. © 2021 EXED

		Actuals as of 1/31/2022																									
		# of months remaining in FY																									
		12	11	10	9	8	7	6	5	4	3	2	1														
State Schedule:		P-2	P-2	P-2	P-2	P-2	P-2	P-2	P-2	P-1	P-1	P-1	P-1														
District Schedule:		P-2	P-2	P-2	P-2	P-2	P-2	P-2	P-1	P-1	P-1	P-1	P-1														
																	FORECAST										
																	Budget Variance										
																	Better / (Worse) % Better / (Worse)										
2021-22	2021-22	ACTUAL					ACTUAL					ACTUAL					ACTUAL					FORECAST			Budget Variance		
Budget	Trend	Jul-21	Aug-21	Sep-21	Oct-21	Nov-21	Dec-21	Jan-22	Feb-22	Mar-22	Apr-22	May-22	Jun-22	Accrual	Jul-21 - Jun-22	Better / (Worse)	% Better / (Worse)										
5451 General Insurance	29,181	14,043	-	-	-	-	3,998	-	-	-	-	5,617	5,617	-	29,275	(94)	0%										
5511 Utilities	689,829	984	23,922	38,703	34,536	20,011	106,129	14,128	84,253	84,253	84,253	84,253	84,253	15,636	675,314	14,515	2%										
5521 Security Services	50,530	5,682	-	1,403	(412)	142	32,210	2,862	7,375	7,375	7,375	7,375	7,375	-	78,763	(28,233)	-56%										
5531 Housekeeping Services	445,573	39,854	45,008	39,655	48,626	62,914	69,702	67,776	66,781	66,781	66,781	66,781	66,781	-	707,442	(261,869)	-59%										
5599 Other Facility Operations & Utilities	295,586	27,889	10,844	19,826	16,694	36,987	37,391	19,038	28,920	28,920	28,920	28,920	28,920	-	313,269	(17,683)	-6%										
5611 School Rent - Private Facility	1,327,306	213,043	106,676	106,004	106,491	87,580	106,303	125,561	162,310	116,934	116,934	116,934	-	-	1,364,770	(37,464)	-3%										
5613 School Rent - Prop 39	-	-	-	-	-	-	-	-	-	-	-	-	-	-	-	-	-										
5619 Other Facility Rentals	66,423	958	6,180	-	360	8,058	11,223	3,306	10,942	10,942	10,942	10,942	10,942	-	84,795	(18,372)	-28%										
5621 Equipment Lease	212,798	11,325	3,142	602	1,129	51	34,529	19,034	29,082	29,082	29,082	29,082	29,082	-	215,224	(2,426)	-1%										
5631 Vendor Repairs	217,000	24,473	41,811	35,794	29,141	16,194	45,846	66,796	18,554	18,554	18,554	18,554	18,554	-	352,823	(135,823)	-63%										
5812 Field Trips & Pupil Transportation	147,965	-	900	-	1,800	-	4,134	-	26,731	26,731	26,731	26,731	-	-	142,290	5,675	4%										
5821 Legal	15,000	74	2,000	-	6,561	-	18,102	793	94	94	94	94	94	94	28,092	(13,092)	-87%										
5823 Audit	-	-	-	4,337	-	-	-	-	-	-	-	-	-	-	4,337	(4,337)	100%										
5831 Advertisement & Recruitment	30,000	2,051	-	-	-	-	-	3,695	4,851	4,851	4,851	4,851	4,851	-	30,000	-	-										
5841 Contracted Substitute Teachers	1,800	-	61,486	78,315	118,702	90,586	105,615	61,798	44,472	1,705	1,705	1,705	1,705	1,705	569,501	(567,701)	-31539%										
5842 Special Education Services	1,485,550	72,528	100,184	77,054	45,594	80,248	275,722	206,607	150,123	155,105	155,105	155,105	155,105	155,105	1,783,585	(298,035)	-20%										
5843 Non Public School	78,165	-	3,836	-	-	1,293	16,934	7,194	9,101	9,101	9,101	9,101	9,101	9,101	83,865	(5,700)	-7%										
5844 After School Services	657,065	11,500	-	-	202,417	106,879	-	77,323	83,162	83,162	83,162	83,162	83,162	-	813,931	(156,866)	-24%										
5849 Other Student Instructional Services	101,809	-	-	915,970	291,750	52,509	29,309	0	157,296	157,296	263,037	157,296	157,296	-	2,181,758	(2,079,949)	-2043%										
5852 Professional Development	108,488	38,740	39,113	2,522	69,433	4,958	61,485	250	125,818	125,818	125,818	125,818	125,818	-	845,587	(737,099)	-679%										
5854 Nursing & Medical (Non-IEP)	24,758	358	-	24,758	-	-	-	-	4,880	4,880	4,880	4,880	4,880	-	24,758	-	-										
5859 All Other Consultants & Services	145,904	129,421	6,479	9,176	1,254	11,555	7,332	84,240	87,750	87,750	87,750	87,750	87,750	-	688,207	(542,303)	-372%										
5861 Non Instructional Software	313,182	219,958	28,070	74,439	25,403	25,447	59,665	7,375	18,287	18,287	18,287	18,287	18,287	-	531,793	(218,611)	-70%										
5865 Fundraising Cost	-	-	-	-	-	-	100	302	0	0	0	0	0	-	402	(402)	100%										
5871 District Oversight Fees	352,214	20,048	40,093	26,729	4,874	26,729	48,583	26,729	27,164	27,164	27,164	27,164	27,164	-	329,604	22,610	6%										
5872 Special Education Fees (SELPA)	570,287	34,120	68,240	45,496	10,974	57,276	88,416	48,724	73,389	36,694	36,694	36,694	36,694	-	573,412	(3,125)	-1%										
5881 Intra-Agency Fees	5,132,424	-	-	1,269,574	-	-	-	-	1,028,257	624,597	624,597	624,597	624,597	-	4,796,218	336,206	7%										
5895 Bad Debt Expense	-	-	-	-	-	-	-	-	-	-	-	-	-	-	-	-	-										
5899 All Other Expenses	67,562	3,269	1,169	1,035	3,853	28,341	5,109	11,663	3,981	3,981	3,981	3,981	3,981	-	74,344	(6,782)	-10%										
5911 Office Phone	78,082	4,459	1,347	5,515	5,758	7,340	9,521	1,384	7,618	7,618	7,618	7,618	7,618	-	73,411	4,671	6%										
5913 Mobile Phone	12,276	1,443	-	1,436	2,886	1,462	1,351	912	665	665	665	665	665	-	12,816	(540)	-4%										
5921 Internet	111,605	1,821	-	7,185	-	-	-	6,360	19,248	19,248	19,248	19,248	19,248	-	111,605	(0)	-										
5923 Website Hosting	-	-	-	-	-	-	-	-	-	-	-	-	-	-	-	-	-										
5931 Postage & Shipping	13,050	900	2,242	3,831	5,420	2,786	3,209	(488)	4,130	4,130	4,130	4,130	4,130	-	38,550	(25,500)	-195%										
5999 Other Communications	-	41,934	266	23,920	266	23,746	23,731	23,542	33,520	33,520	33,520	33,520	33,520	-	305,004	(305,004)	100%										
<b>Total 5000 - Operating Services</b>	<b>12,943,770</b>	<b>18,042,294</b>	<b>941,724</b>	<b>592,108</b>	<b>2,800,471</b>	<b>1,035,045</b>	<b>785,534</b>	<b>1,212,031</b>	<b>889,022</b>	<b>2,345,893</b>	<b>1,822,377</b>	<b>1,928,118</b>	<b>1,827,995</b>	<b>1,697,765</b>	<b>18,059,723</b>	<b>(5,115,953)</b>	<b>-40%</b>										
<b>6000 - Capital Outlay</b>																											
6901 Depreciation Expense	1,080,727	1,237,828	99,088	99,023	99,277	99,382	98,274	99,894	99,662	105,388	105,269	104,788	104,822	104,653	1,219,519	(138,792)	-13%										
6903 Amortization Expense	-	-	-	-	-	-	-	-	-	-	-	-	-	-	-	-	-										
6999 Capital Outlay	-	-	-	-	-	-	-	-	-	-	-	-	-	-	-	-	-										
<b>Total 6000 - Capital Outlay</b>	<b>1,080,727</b>	<b>1,237,828</b>	<b>99,088</b>	<b>99,023</b>	<b>99,277</b>	<b>99,382</b>	<b>98,274</b>	<b>99,894</b>	<b>99,662</b>	<b>105,388</b>	<b>105,269</b>	<b>104,788</b>	<b>104,822</b>	<b>104,653</b>	<b>1,219,519</b>	<b>(138,792)</b>	<b>-13%</b>										
<b>7000 - Other Outgo</b>																											
7438 Interest Expense	210,583	210,583	-	-	108,174	(1,915)	-	-	-	-	104,324	-	-	-	210,583	-	-										
<b>Total 7000 - Other Outgo</b>	<b>210,583</b>	<b>210,583</b>	<b>-</b>	<b>-</b>	<b>108,174</b>	<b>(1,915)</b>	<b>-</b>	<b>-</b>	<b>-</b>	<b>-</b>	<b>104,324</b>	<b>-</b>	<b>-</b>	<b>-</b>	<b>210,583</b>	<b>-</b>	<b>-</b>										
<b>TOTAL EXPENSE</b>	<b>45,984,109</b>	<b>55,887,636</b>	<b>2,265,090</b>	<b>4,043,059</b>	<b>5,835,993</b>	<b>3,557,094</b>	<b>3,500,301</b>	<b>5,443,436</b>	<b>3,410,061</b>	<b>5,492,240</b>	<b>5,200,372</b>	<b>4,986,243</b>	<b>4,969,333</b>	<b>4,711,005</b>	<b>54,074,846</b>	<b>(8,090,737)</b>	<b>-18%</b>										
<b>NET INCOME</b>	<b>884,615</b>	<b>(2,456,590)</b>	<b>1,038,734</b>	<b>(767,628)</b>	<b>(1,013,601)</b>	<b>(879,047)</b>	<b>(1,226,287)</b>	<b>3,193,202</b>	<b>1,023,894</b>	<b>(2,139,635)</b>	<b>(2,951,892)</b>	<b>6,145,289</b>	<b>(2,653,839)</b>	<b>(2,382,710)</b>	<b>1,969,890</b>	<b>(643,631)</b>	<b>(1,528,246)</b>	<b>-173%</b>									
<b>Operating Income</b>	-	-	-	-	-	-	-	-	-	-	-	-	-	-	575,888	-	-										
<b>EBITDA</b>	-	-	-	-	-	-	-	-	-	-	-	-	-	-	786,472	-	-										
<b>Beginning Cash Balance</b>	-	13,000,903	13,877,874	14,013,696	19,836,143	21,434,986	18,124,425	17,270,564	20,256,534	21,497,141	16,858,772	13,858,793	20,110,221	17,626,494	15,448,196	13,877,874	-										
<b>Cash Flow from Operating Activities</b>																											
Net Income	-	(2,456,590)	1,038,734	(767,628)	(1,013,601)	(879,047)	(1,226,287)	3,193,202	1,023,894	(2,139,635)	(2,951,892)	6,145,289	(2,653,839)	(2,382,710)	1,969,890	(643,631)	-										
Change in Accounts Receivable	-	-	-	-	-	-	-	-	-	-	-	-	-	-	-	-	-										
Prior Year Accounts Receivable	-	7,506,841	911,790	5,819,699	793,819	438,369	-	14,545	2,325	1,404	21,782	1,351	70,981	-	8,076,064	-											
Current Year Accounts Receivable	-	(4,277,454)	-	-	-	-	-	-	-	-	-	-	-	-	(4,277,454)	-											
Change in Due from	-	-	(236,282)	(155,997)	57,467	197,975	299,230	(161,094)	(3,744)	(11,159)	20,246	-	(2,370)	-	4,271	-											
Change in Accounts Payable	-	(280,113)	(147,942)	348,158	2,010,910	(3,090,012)	(30,031)	(63,097)	93,788	(366,028)	-	-	-	303,523	660,619	(280,113)											



**CAMINO NUEVO CHARTER ACADEMY**

2021-22 Cash Flow Forecast

Prepared by EXED. For use by EXED and EXED clients only. © 2021 EXED

		Actuals as of 1/31/2022																	
		# of months remaining in FY																	
		12	11	10	9	8	7	6	5	4	3	2	1						
State Schedule:		P-2	P-2	P-2	P-2	P-2	P-2	P-2	P-2	P-1	P-1	P-1	P-1						
District Schedule:		P-2	P-2	P-2	P-2	P-2	P-2	P-2	P-1	P-1	P-1	P-1	P-1						
	2021-22															FORECAST		Budget Variance	
	Budget	Trend	ACTUAL Jul-21	ACTUAL Aug-21	ACTUAL Sep-21	ACTUAL Oct-21	ACTUAL Nov-21	ACTUAL Dec-21	ACTUAL Jan-22	Feb-22	Mar-22	Apr-22	May-22	Jun-22	Accrual	Jul-21 - Jun-22	Better / (Worse)	% Better / (Worse)	
Change in Due to		(789,491)	159,504	97,902	(560,227)	(59,099)	-	14,724	128,254	(2,216,163)	(10)	-	(1,321)	-	1,646,945	(789,491)			
Change in Accrued Vacation		-	-	-	-	-	-	-	-	-	-	-	-	-	-	-	-	-	
Change in Payroll Liabilities		542,107	(332,074)	410,211	467,027	19,649	11,248	2,830	(36,784)	-	-	-	-	-	-	542,107			
Change in Prepaid Expenditures		57,733	295,176	-	(13,763)	-	(1,634)	(18,152)	(131)	-	-	-	-	(203,763)	-	57,733			
Change in Deposits		-	-	-	-	-	-	-	-	-	-	-	-	-	-	-	-	-	
Change in Deferred Revenue		(1,579,462)	(1,579,462)	-	-	-	-	-	-	-	-	-	-	-	-	(1,579,462)			
Depreciation Expense		1,219,519	99,088	99,023	99,277	99,382	98,274	99,894	99,662	105,388	105,269	104,788	104,822	104,653	-	1,219,519			
<b>Cash Flow from Investing Activities</b>																			
Capital Expenditures		(370,412)	(72,709)	(28,922)	(50,544)	(35,863)	(4,660)	(96,881)	(66,657)	(12,176)	-	-	(2,000)	-	-	(370,412)			
<b>Cash Flow from Financing Activities</b>																			
Source - Sale of Receivables		-	-	-	-	-	-	-	-	-	-	-	-	-	-	-	-	-	
Use - Sale of Receivables		-	-	-	-	-	-	-	-	-	-	-	-	-	-	-	-	-	
Source - Loans		-	-	-	-	-	-	-	-	-	-	-	-	-	-	-	-	-	
Use - Loans		(388,810)	-	-	(191,523)	(1,915)	-	-	-	-	(195,372)	-	-	-	-	(388,810)			
<b>Ending Cash Balance</b>		<b>12,184,773</b>	<b>14,013,696</b>	<b>19,836,143</b>	<b>21,434,986</b>	<b>18,124,425</b>	<b>17,270,564</b>	<b>20,256,534</b>	<b>21,497,141</b>	<b>16,858,772</b>	<b>13,858,793</b>	<b>20,110,221</b>	<b>17,626,494</b>	<b>15,448,196</b>	<b>15,448,196</b>				

## Cover Sheet

### FY21-22 LAUSD Second Interim for CNCA, CNCA#2, CNCA#3, CNCA#4, and CNHS#2.

**Section:** VII. FY21-22 LAUSD Second Interim for CNCA, CNCA#2,  
CNCA#3, CNCA#4, and CNHS#2.

**Item:** A. FY21-22 LAUSD Second Interim for CNCA, CNCA#2,  
CNCA#3, CNCA#4, and CNHS#2.

**Purpose:** Vote

**Submitted by:**

**Related Material:** CNCA - FY21-22 - Second Interim - Form 62.pdf  
CNCA#2 - FY21-22 - Second Interim - Form 62.pdf  
CNCA#3 - FY21-22 - Second Interim - Form 62.pdf  
CNCA#4 - FY21-22 - Second Interim - Form 62.pdf  
CNHS#2 - FY21-22 - Second Interim - Form 62.pdf

Description	Resource Codes	Object Codes	Original Budget (A)	Board Approved Operating Budget (B)	Actuals To Date (C)	Projected Year Totals (D)	Difference (Col B & D) (E)	% Diff Column B & D (F)
<b>A. REVENUES</b>								
1) LCFF Sources		8010-8099	6,511,110.95	6,511,110.95	3,625,600.00	6,065,969.65	(445,141.30)	-6.8%
2) Federal Revenue		8100-8299	1,125,702.53	1,125,702.53	913,896.27	2,563,281.64	1,437,579.11	127.7%
3) Other State Revenue		8300-8599	1,063,857.38	1,063,857.38	719,443.32	1,202,677.55	138,820.17	13.0%
4) Other Local Revenue		8600-8799	424,568.45	424,568.45	354,879.15	539,244.27	114,675.82	27.0%
5) TOTAL, REVENUES			9,125,239.31	9,125,239.31	5,613,818.74	10,371,173.11		
<b>B. EXPENSES</b>								
1) Certificated Salaries		1000-1999	2,701,489.10	2,701,489.10	1,532,159.70	2,720,630.59	(19,141.49)	-0.7%
2) Classified Salaries		2000-2999	1,136,204.28	1,136,204.28	771,316.86	1,462,857.78	(326,653.50)	-28.7%
3) Employee Benefits		3000-3999	1,260,539.31	1,260,539.31	733,918.29	1,335,285.60	(74,746.29)	-5.9%
4) Books and Supplies		4000-4999	758,893.21	758,893.21	633,015.44	1,038,804.65	(279,911.44)	-36.9%
5) Services and Other Operating Expenses		5000-5999	2,918,242.93	2,918,242.93	1,615,079.66	3,719,318.92	(801,075.99)	-27.5%
6) Depreciation and Amortization		6000-6999	133,720.19	133,720.19	87,330.48	152,185.40	(18,465.21)	-13.8%
7) Other Outgo (excluding Transfers of Indirect Costs)		7100-7299, 7400-7499	0.00	0.00	0.00	0.00	0.00	0.0%
8) Other Outgo - Transfers of Indirect Costs		7300-7399	0.00	0.00	0.00	0.00	0.00	0.0%
9) TOTAL, EXPENSES			8,909,089.02	8,909,089.02	5,372,820.43	10,429,082.94		
<b>C. EXCESS (DEFICIENCY) OF REVENUES OVER EXPENSES BEFORE OTHER FINANCING SOURCES AND USES (A5 - B9)</b>			216,150.29	216,150.29	240,998.31	(57,909.83)		
<b>D. OTHER FINANCING SOURCES/USES</b>								
1) Interfund Transfers								
a) Transfers In		8900-8929	0.00	0.00	0.00	0.00	0.00	0.0%
b) Transfers Out		7600-7629	0.00	0.00	0.00	0.00	0.00	0.0%
2) Other Sources/Uses								
a) Sources		8930-8979	0.00	0.00	0.00	0.00	0.00	0.0%
b) Uses		7630-7699	0.00	0.00	0.00	0.00	0.00	0.0%
3) Contributions		8980-8999	0.00	0.00	0.00	0.00	0.00	0.0%
4) TOTAL, OTHER FINANCING SOURCES/USES			0.00	0.00	0.00	0.00		

Description	Resource Codes	Object Codes	Original Budget (A)	Board Approved Operating Budget (B)	Actuals To Date (C)	Projected Year Totals (D)	Difference (Col B & D) (E)	% Diff Column B & D (F)
<b>E. NET INCREASE (DECREASE) IN NET POSITION (C + D4)</b>			216,150.29	216,150.29	240,998.31	(57,909.83)		
<b>F. NET POSITION</b>								
1) Beginning Net Position								
a) As of July 1 - Unaudited		9791	4,934,933.99	4,934,933.99		5,362,375.09	427,441.10	8.7%
b) Audit Adjustments		9793	0.00	0.00		0.00	0.00	0.0%
c) As of July 1 - Audited (F1a + F1b)			4,934,933.99	4,934,933.99		5,362,375.09		
d) Other Restatements		9795	324,940.87	324,940.87		0.02	(324,940.85)	-100.0%
e) Adjusted Beginning Net Position (F1c + F1d)			5,259,874.86	5,259,874.86		5,362,375.11		
2) Ending Net Position, June 30 (E + F1e)			5,476,025.15	5,476,025.15		5,304,465.28		
Components of Ending Net Position								
a) Net Investment in Capital Assets		9796	1,180,186.43	1,180,186.43		1,328,190.54		
b) Restricted Net Position		9797	0.00	0.00		46,230.06		
c) Unrestricted Net Position			4,295,838.72	4,295,838.72		3,930,044.68		

Description	Resource Codes	Object Codes	Original Budget (A)	Board Approved Operating Budget (B)	Actuals To Date (C)	Projected Year Totals (D)	Difference (Col B & D) (E)	% Diff Column B & D (F)
<b>LCFF SOURCES</b>								
Principal Apportionment								
State Aid - Current Year		8011	3,856,871.42	3,856,871.42	2,068,435.00	3,356,164.89	(500,706.53)	-13.0%
Education Protection Account State Aid - Current Year		8012	1,059,319.96	1,059,319.96	619,638.00	1,224,429.32	165,109.36	15.6%
State Aid - Prior Years		8019	0.00	0.00	0.00	0.00	0.00	0.0%
<b>LCFF Transfers</b>								
Unrestricted LCFF Transfers - Current Year	0000	8091	0.00	0.00	0.00	0.00	0.00	0.0%
All Other LCFF Transfers - Current Year	All Other	8091	0.00	0.00	0.00	0.00	0.00	0.0%
Transfers to Charter Schools in Lieu of Property Taxes		8096	1,594,919.57	1,594,919.57	937,527.00	1,485,375.44	(109,544.13)	-6.9%
Property Taxes Transfers		8097	0.00	0.00	0.00	0.00	0.00	0.0%
LCFF/Revenue Limit Transfers - Prior Years		8099	0.00	0.00	0.00	0.00	0.00	0.0%
<b>TOTAL, LCFF SOURCES</b>			<b>6,511,110.95</b>	<b>6,511,110.95</b>	<b>3,625,600.00</b>	<b>6,065,969.65</b>	<b>(445,141.30)</b>	<b>-6.8%</b>
<b>FEDERAL REVENUE</b>								
Maintenance and Operations		8110	0.00	0.00	0.00	0.00	0.00	0.0%
Special Education Entitlement		8181	0.00	0.00	0.00	0.00	0.00	0.0%
Special Education Discretionary Grants		8182	0.00	0.00	0.00	0.00	0.00	0.0%
Child Nutrition Programs		8220	570,560.88	570,560.88	51,360.05	486,504.18	(84,056.70)	-14.7%
Donated Food Commodities		8221	0.00	0.00	0.00	0.00	0.00	0.0%
Interagency Contracts Between LEAs		8285	149,821.65	149,821.65	85,440.00	140,516.36	(9,305.29)	-6.2%
Title I, Part A, Basic	3010	8290	310,690.00	310,690.00	159,093.00	299,542.00	(11,148.00)	-3.6%
Title I, Part D, Local Delinquent Programs	3025	8290	0.00	0.00	0.00	0.00	0.00	0.0%
Title II, Part A, Supporting Effective Instruction	4035	8290	29,060.00	29,060.00	7,880.00	29,418.00	358.00	1.2%
Title III, Part A, Immigrant Student Program	4201	8290	0.00	0.00	0.00	0.00	0.00	0.0%
Title III, Part A, English Learner Program	4203	8290	41,756.00	41,756.00	10,735.00	41,756.00	0.00	0.0%
Public Charter Schools Grant Program (PCSGP)	4610	8290	0.00	0.00	0.00	0.00	0.00	0.0%
Other NCLB / Every Student Succeeds Act	3040, 3045, 3060, 3061, 3150, 3155, 3180, 3182, 4037, 4124, 4126, 4127, 4128, 5630	8290	23,814.00	23,814.00	16,540.00	24,324.00	510.00	2.1%
Career and Technical Education	3500-3599	8290	0.00	0.00	0.00	0.00	0.00	0.0%
All Other Federal Revenue	All Other	8290	0.00	0.00	582,848.22	1,541,221.10	1,541,221.10	New
<b>TOTAL, FEDERAL REVENUE</b>			<b>1,125,702.53</b>	<b>1,125,702.53</b>	<b>913,896.27</b>	<b>2,563,281.64</b>	<b>1,437,579.11</b>	<b>127.7%</b>
<b>OTHER STATE REVENUE</b>								
Other State Apportionments								
Special Education Master Plan Current Year	6500	8311	0.00	0.00	0.00	0.00	0.00	0.0%
Prior Years	6500	8319	0.00	0.00	0.00	0.00	0.00	0.0%
All Other State Apportionments - Current Year	All Other	8311	0.00	0.00	0.00	0.00	0.00	0.0%
All Other State Apportionments - Prior Years	All Other	8319	0.00	0.00	0.00	0.00	0.00	0.0%
Child Nutrition Programs		8520	47,611.65	47,611.65	8,422.91	35,001.85	(12,609.80)	-26.5%
Mandated Costs Reimbursements		8550	9,484.26	9,484.26	9,484.00	9,484.00	(0.26)	0.0%
Lottery - Unrestricted and Instructional Materials		8560	111,539.50	111,539.50	44,239.31	120,181.87	8,642.37	7.7%
After School Education and Safety (ASES)	6010	8590	177,559.20	177,559.20	0.00	203,482.84	25,923.64	14.6%

Description	Resource Codes	Object Codes	Original Budget (A)	Board Approved Operating Budget (B)	Actuals To Date (C)	Projected Year Totals (D)	Difference (Col B & D) (E)	% Diff Column B & D (F)
Charter School Facility Grant	6030	8590	295,636.77	295,636.77	34,049.25	367,972.02	72,335.25	24.5%
Drug/Alcohol/Tobacco Funds	6690, 6695	8590	0.00	0.00	0.00	0.00	0.00	0.0%
California Clean Energy Jobs Act	6230	8590	0.00	0.00	0.00	0.00	0.00	0.0%
Career Technical Education Incentive Grant Program	6387	8590	0.00	0.00	0.00	0.00	0.00	0.0%
Specialized Secondary	7370	8590	0.00	0.00	0.00	0.00	0.00	0.0%
All Other State Revenue	All Other	8590	422,026.00	422,026.00	623,247.85	466,554.97	44,528.97	10.6%
<b>TOTAL, OTHER STATE REVENUE</b>			<b>1,063,857.38</b>	<b>1,063,857.38</b>	<b>719,443.32</b>	<b>1,202,677.55</b>	<b>138,820.17</b>	<b>13.0%</b>
<b>OTHER LOCAL REVENUE</b>								
Sales								
Sale of Equipment/Supplies		8631	0.00	0.00	0.00	0.00	0.00	0.0%
Sale of Publications		8632	0.00	0.00	0.00	0.00	0.00	0.0%
Food Service Sales		8634	0.00	0.00	0.00	0.00	0.00	0.0%
All Other Sales		8639	0.00	0.00	0.00	0.00	0.00	0.0%
Leases and Rentals		8650	0.00	0.00	0.00	0.00	0.00	0.0%
Interest		8660	15,000.00	15,000.00	7,787.58	15,000.00	0.00	0.0%
Net Increase (Decrease) in the Fair Value of Investments		8662	0.00	0.00	0.00	0.00	0.00	0.0%
Fees and Contracts								
Child Development Parent Fees		8673	0.00	0.00	0.00	0.00	0.00	0.0%
Transportation Fees From Individuals		8675	0.00	0.00	0.00	0.00	0.00	0.0%
Interagency Services		8677	386,128.45	386,128.45	269,845.76	433,582.25	47,453.80	12.3%
All Other Fees and Contracts		8689	0.00	0.00	0.00	0.00	0.00	0.0%
Other Local Revenue								
All Other Local Revenue		8699	23,440.00	23,440.00	77,245.81	90,662.02	67,222.02	286.8%
Tuition		8710	0.00	0.00	0.00	0.00	0.00	0.0%
All Other Transfers In		8781-8783	0.00	0.00	0.00	0.00	0.00	0.0%
Transfers of Apportionments								
Special Education SELPA Transfers From Districts or Charter Schools	6500	8791	0.00	0.00	0.00	0.00	0.00	0.0%
From County Offices	6500	8792	0.00	0.00	0.00	0.00	0.00	0.0%
From JPAs	6500	8793	0.00	0.00	0.00	0.00	0.00	0.0%
Other Transfers of Apportionments From Districts or Charter Schools	All Other	8791	0.00	0.00	0.00	0.00	0.00	0.0%
From County Offices	All Other	8792	0.00	0.00	0.00	0.00	0.00	0.0%
From JPAs	All Other	8793	0.00	0.00	0.00	0.00	0.00	0.0%
All Other Transfers In from All Others		8799	0.00	0.00	0.00	0.00	0.00	0.0%
<b>TOTAL, OTHER LOCAL REVENUE</b>			<b>424,568.45</b>	<b>424,568.45</b>	<b>354,879.15</b>	<b>539,244.27</b>	<b>114,675.82</b>	<b>27.0%</b>
<b>TOTAL, REVENUES</b>			<b>9,125,239.31</b>	<b>9,125,239.31</b>	<b>5,613,818.74</b>	<b>10,371,173.11</b>		

Description	Resource Codes	Object Codes	Original Budget (A)	Board Approved Operating Budget (B)	Actuals To Date (C)	Projected Year Totals (D)	Difference (Col B & D) (E)	% Diff Column B & D (F)
<b>CERTIFICATED SALARIES</b>								
Certificated Teachers' Salaries		1100	2,015,723.50	2,015,723.50	1,207,521.52	2,170,756.27	(155,032.77)	-7.7%
Certificated Pupil Support Salaries		1200	180,235.46	180,235.46	74,012.90	147,378.05	32,857.41	18.2%
Certificated Supervisors' and Administrators' Salaries		1300	505,530.14	505,530.14	250,625.28	402,496.27	103,033.87	20.4%
Other Certificated Salaries		1900	0.00	0.00	0.00	0.00	0.00	0.0%
<b>TOTAL, CERTIFICATED SALARIES</b>			<b>2,701,489.10</b>	<b>2,701,489.10</b>	<b>1,532,159.70</b>	<b>2,720,630.59</b>	<b>(19,141.49)</b>	<b>-0.7%</b>
<b>CLASSIFIED SALARIES</b>								
Classified Instructional Salaries		2100	609,025.99	609,025.99	361,228.25	707,849.11	(98,823.12)	-16.2%
Classified Support Salaries		2200	113,208.75	113,208.75	84,169.26	141,981.41	(28,772.66)	-25.4%
Classified Supervisors' and Administrators' Salaries		2300	0.00	0.00	0.00	0.00	0.00	0.0%
Clerical, Technical and Office Salaries		2400	211,705.34	211,705.34	131,678.29	222,054.77	(10,349.43)	-4.9%
Other Classified Salaries		2900	202,264.20	202,264.20	194,241.06	390,972.49	(188,708.29)	-93.3%
<b>TOTAL, CLASSIFIED SALARIES</b>			<b>1,136,204.28</b>	<b>1,136,204.28</b>	<b>771,316.86</b>	<b>1,462,857.78</b>	<b>(326,653.50)</b>	<b>-28.7%</b>
<b>EMPLOYEE BENEFITS</b>								
STRS		3101-3102	457,091.96	457,091.96	240,651.79	441,741.07	15,350.89	3.4%
PERS		3201-3202	260,304.41	260,304.41	171,139.35	329,571.37	(69,266.96)	-26.6%
OASDI/Medicare/Alternative		3301-3302	126,091.21	126,091.21	81,801.63	151,937.34	(25,846.13)	-20.5%
Health and Welfare Benefits		3401-3402	322,252.73	322,252.73	207,308.48	355,396.37	(33,143.64)	-10.3%
Unemployment Insurance		3501-3502	47,203.62	47,203.62	11,339.21	20,739.29	26,464.33	56.1%
Workers' Compensation		3601-3602	47,595.38	47,595.38	29,827.67	44,050.02	3,545.36	7.4%
OPEB, Allocated		3701-3702	0.00	0.00	0.00	0.00	0.00	0.0%
OPEB, Active Employees		3751-3752	0.00	0.00	0.00	0.00	0.00	0.0%
Other Employee Benefits		3901-3902	0.00	0.00	(8,149.84)	(8,149.86)	8,149.86	New
<b>TOTAL, EMPLOYEE BENEFITS</b>			<b>1,260,539.31</b>	<b>1,260,539.31</b>	<b>733,918.29</b>	<b>1,335,285.60</b>	<b>(74,746.29)</b>	<b>-5.9%</b>
<b>BOOKS AND SUPPLIES</b>								
Approved Textbooks and Core Curricula Materials		4100	24,800.00	24,800.00	316,041.82	344,800.00	(320,000.00)	-1290.3%
Books and Other Reference Materials		4200	1,000.00	1,000.00	1,808.95	1,808.95	(808.95)	-80.9%
Materials and Supplies		4300	118,260.00	118,260.00	92,473.08	193,266.67	(75,006.67)	-63.4%
Noncapitalized Equipment		4400	16,309.00	16,309.00	42,355.25	79,725.00	(63,416.00)	-388.8%
Food		4700	598,524.21	598,524.21	180,336.34	419,204.03	179,320.18	30.0%
<b>TOTAL, BOOKS AND SUPPLIES</b>			<b>758,893.21</b>	<b>758,893.21</b>	<b>633,015.44</b>	<b>1,038,804.65</b>	<b>(279,911.44)</b>	<b>-36.9%</b>
<b>SERVICES AND OTHER OPERATING EXPENSES</b>								
Subagreements for Services		5100	0.00	0.00	0.00	0.00	0.00	0.0%
Travel and Conferences		5200	12,000.00	12,000.00	47.93	17,000.00	(5,000.00)	-41.7%
Dues and Memberships		5300	9,205.00	9,205.00	11,636.83	9,055.00	150.00	1.6%
Insurance		5400-5450	0.00	0.00	0.00	0.00	0.00	0.0%
Operations and Housekeeping Services		5500	313,050.31	313,050.31	169,704.78	367,181.72	(54,131.41)	-17.3%
Rentals, Leases, Repairs, and Noncapitalized Improvements		5600	670,196.65	670,196.65	431,064.52	717,430.84	(47,234.19)	-7.0%
Transfers of Direct Costs		5710	0.00	0.00	0.00	0.00	0.00	0.0%
Transfers of Direct Costs - Interfund		5750	0.00	0.00	0.00	0.00	0.00	0.0%
Professional/Consulting Services and Operating Expenditures		5800	1,874,782.97	1,874,782.97	963,261.22	2,505,122.11	(630,339.14)	-33.6%
Communications		5900	39,008.00	39,008.00	39,364.38	103,529.25	(64,521.25)	-165.4%
<b>TOTAL, SERVICES AND OTHER OPERATING EXPENSES</b>			<b>2,918,242.93</b>	<b>2,918,242.93</b>	<b>1,615,079.66</b>	<b>3,719,318.92</b>	<b>(801,075.99)</b>	<b>-27.5%</b>

Description	Resource Codes	Object Codes	Original Budget (A)	Board Approved Operating Budget (B)	Actuals To Date (C)	Projected Year Totals (D)	Difference (Col B & D) (E)	% Diff Column B & D (F)
<b>DEPRECIATION AND AMORTIZATION</b>								
Depreciation Expense		6900	133,720.19	133,720.19	87,330.48	152,185.40	(18,465.21)	-13.8%
Amortization Expense-Lease Assets		6910	0.00	0.00	0.00	0.00	0.00	0.0%
<b>TOTAL, DEPRECIATION AND AMORTIZATION</b>			133,720.19	133,720.19	87,330.48	152,185.40	(18,465.21)	-13.8%
<b>OTHER OUTGO (excluding Transfers of Indirect Costs)</b>								
Tuition								
Tuition for Instruction Under Interdistrict Attendance Agreements		7110	0.00	0.00	0.00	0.00	0.00	0.0%
Tuition, Excess Costs, and/or Deficit Payments								
Payments to Districts or Charter Schools		7141	0.00	0.00	0.00	0.00	0.00	0.0%
Payments to County Offices		7142	0.00	0.00	0.00	0.00	0.00	0.0%
Payments to JPAs		7143	0.00	0.00	0.00	0.00	0.00	0.0%
Other Transfers Out								
All Other Transfers		7281-7283	0.00	0.00	0.00	0.00	0.00	0.0%
All Other Transfers Out to All Others		7299	0.00	0.00	0.00	0.00	0.00	0.0%
Debt Service								
Debt Service - Interest		7438	0.00	0.00	0.00	0.00	0.00	0.0%
<b>TOTAL, OTHER OUTGO (excluding Transfers of Indirect Costs)</b>			0.00	0.00	0.00	0.00	0.00	0.0%
<b>OTHER OUTGO - TRANSFERS OF INDIRECT COSTS</b>								
Transfers of Indirect Costs		7310	0.00	0.00	0.00	0.00	0.00	0.0%
Transfers of Indirect Costs - Interfund		7350	0.00	0.00	0.00	0.00	0.00	0.0%
<b>TOTAL, OTHER OUTGO - TRANSFERS OF INDIRECT COSTS</b>			0.00	0.00	0.00	0.00	0.00	0.0%
<b>TOTAL, EXPENSES</b>			8,909,089.02	8,909,089.02	5,372,820.43	10,429,082.94		



Camino Nuevo Charter Academy  
 Los Angeles Unified  
 Los Angeles County

2021-22 Second Interim  
 Charter Schools Enterprise Fund  
 Revenues, Expenses and Changes in Net Position

19 64733 6117667  
 Form 62I

Description	Resource Codes	Object Codes	Original Budget (A)	Board Approved Operating Budget (B)	Actuals To Date (C)	Projected Year Totals (D)	Difference (Col B & D) (E)	% Diff Column B & D (F)
<b>INTERFUND TRANSFERS</b>								
<b>INTERFUND TRANSFERS IN</b>								
Other Authorized Interfund Transfers In		8919	0.00	0.00	0.00	0.00	0.00	0.0%
<b>(a) TOTAL, INTERFUND TRANSFERS IN</b>			0.00	0.00	0.00	0.00	0.00	0.0%
<b>INTERFUND TRANSFERS OUT</b>								
Other Authorized Interfund Transfers Out		7619	0.00	0.00	0.00	0.00	0.00	0.0%
<b>(b) TOTAL, INTERFUND TRANSFERS OUT</b>			0.00	0.00	0.00	0.00	0.00	0.0%
<b>OTHER SOURCES/USES</b>								
<b>SOURCES</b>								
Other Sources								
Transfers from Funds of Lapsed/Reorganized LEAs		8965	0.00	0.00	0.00	0.00	0.00	0.0%
All Other Financing Sources		8979	0.00	0.00	0.00	0.00	0.00	0.0%
<b>(c) TOTAL, SOURCES</b>			0.00	0.00	0.00	0.00	0.00	0.0%
<b>USES</b>								
Transfers of Funds from Lapsed/Reorganized LEAs		7651	0.00	0.00	0.00	0.00	0.00	0.0%
All Other Financing Uses		7699	0.00	0.00	0.00	0.00	0.00	0.0%
<b>(d) TOTAL, USES</b>			0.00	0.00	0.00	0.00	0.00	0.0%
<b>CONTRIBUTIONS</b>								
Contributions from Unrestricted Revenues		8980	0.00	0.00	0.00	0.00	0.00	0.0%
Contributions from Restricted Revenues		8990	0.00	0.00	0.00	0.00	0.00	0.0%
<b>(e) TOTAL, CONTRIBUTIONS</b>			0.00	0.00	0.00	0.00	0.00	0.0%
<b>TOTAL, OTHER FINANCING SOURCES/USES</b> (a - b + c - d + e)			0.00	0.00	0.00	0.00		

Camino Nuevo Charter Academy  
 Los Angeles Unified  
 Los Angeles County

Second Interim  
 Charter Schools Enterprise Fund  
 Exhibit: Restricted Net Position Detail

19 64733 6117667  
 Form 62I

<b>Resource</b>	<b>Description</b>	<b>2021/22 Projected Year Totals</b>
5310		46,230.06
Total, Restricted Net Position		46,230.06

Description	Resource Codes	Object Codes	Original Budget (A)	Board Approved Operating Budget (B)	Actuals To Date (C)	Projected Year Totals (D)	Difference (Col B & D) (E)	% Diff Column B & D (F)
<b>A. REVENUES</b>								
1) LCFF Sources		8010-8099	7,567,136.11	7,567,136.11	4,356,960.00	7,144,227.50	(422,908.61)	-5.6%
2) Federal Revenue		8100-8299	1,005,856.15	1,005,856.15	884,617.07	2,756,648.82	1,750,792.67	174.1%
3) Other State Revenue		8300-8599	881,635.84	881,635.84	776,557.96	940,477.26	58,841.42	6.7%
4) Other Local Revenue		8600-8799	580,931.08	580,931.08	471,709.68	673,168.26	92,237.18	15.9%
5) TOTAL, REVENUES			10,035,559.18	10,035,559.18	6,489,844.71	11,514,521.84		
<b>B. EXPENSES</b>								
1) Certificated Salaries		1000-1999	3,455,081.31	3,455,081.31	2,011,281.70	3,654,737.92	(199,656.61)	-5.8%
2) Classified Salaries		2000-2999	951,169.19	951,169.19	663,653.75	1,221,626.65	(270,457.46)	-28.4%
3) Employee Benefits		3000-3999	1,405,984.56	1,405,984.56	810,471.97	1,484,630.43	(78,645.87)	-5.6%
4) Books and Supplies		4000-4999	781,644.60	781,644.60	695,531.69	990,975.88	(209,331.28)	-26.8%
5) Services and Other Operating Expenses		5000-5999	2,546,684.57	2,546,684.57	1,824,671.41	3,744,319.20	(1,197,634.63)	-47.0%
6) Depreciation and Amortization		6000-6999	613,198.62	613,198.62	363,862.39	626,137.07	(12,938.45)	-2.1%
7) Other Outgo (excluding Transfers of Indirect Costs)		7100-7299, 7400-7499	210,583.24	210,583.24	106,258.81	210,583.24	0.00	0.0%
8) Other Outgo - Transfers of Indirect Costs		7300-7399	0.00	0.00	0.00	0.00	0.00	0.0%
9) TOTAL, EXPENSES			9,964,346.09	9,964,346.09	6,475,731.72	11,933,010.39		
<b>C. EXCESS (DEFICIENCY) OF REVENUES OVER EXPENSES BEFORE OTHER FINANCING SOURCES AND USES (A5 - B9)</b>								
			71,213.09	71,213.09	14,112.99	(418,488.55)		
<b>D. OTHER FINANCING SOURCES/USES</b>								
1) Interfund Transfers								
a) Transfers In		8900-8929	0.00	0.00	0.00	0.00	0.00	0.0%
b) Transfers Out		7600-7629	0.00	0.00	0.00	0.00	0.00	0.0%
2) Other Sources/Uses								
a) Sources		8930-8979	0.00	0.00	0.00	0.00	0.00	0.0%
b) Uses		7630-7699	0.00	0.00	0.00	0.00	0.00	0.0%
3) Contributions		8980-8999	0.00	0.00	0.00	(0.01)	(0.01)	New
4) TOTAL, OTHER FINANCING SOURCES/USES			0.00	0.00	0.00	(0.01)		

Description	Resource Codes	Object Codes	Original Budget (A)	Board Approved Operating Budget (B)	Actuals To Date (C)	Projected Year Totals (D)	Difference (Col B & D) (E)	% Diff Column B & D (F)
<b>E. NET INCREASE (DECREASE) IN NET POSITION (C + D4)</b>			71,213.09	71,213.09	14,112.99	(418,488.56)		
<b>F. NET POSITION</b>								
1) Beginning Net Position								
a) As of July 1 - Unaudited		9791	27,470,229.92	27,470,229.92		27,706,450.00	236,220.08	0.9%
b) Audit Adjustments		9793	0.00	0.00		0.00	0.00	0.0%
c) As of July 1 - Audited (F1a + F1b)			27,470,229.92	27,470,229.92		27,706,450.00		
d) Other Restatements		9795	277,481.67	277,481.67		(0.42)	(277,482.09)	-100.0%
e) Adjusted Beginning Net Position (F1c + F1d)			27,747,711.59	27,747,711.59		27,706,449.58		
2) Ending Net Position, June 30 (E + F1e)			27,818,924.68	27,818,924.68		27,287,961.02		
Components of Ending Net Position								
a) Net Investment in Capital Assets		9796	24,985,404.39	24,985,404.39		25,046,874.62		
b) Restricted Net Position		9797	0.00	0.00		0.00		
c) Unrestricted Net Position			2,833,520.29	2,833,520.29		2,241,086.40		

Description	Resource Codes	Object Codes	Original Budget (A)	Board Approved Operating Budget (B)	Actuals To Date (C)	Projected Year Totals (D)	Difference (Col B & D) (E)	% Diff Column B & D (F)
<b>LCFF SOURCES</b>								
Principal Apportionment								
State Aid - Current Year		8011	4,427,684.92	4,427,684.92	2,457,986.00	3,904,092.02	(523,592.90)	-11.8%
Education Protection Account State Aid - Current Year		8012	1,255,283.50	1,255,283.50	758,869.00	1,466,525.29	211,241.79	16.8%
State Aid - Prior Years		8019	0.00	0.00	0.00	0.00	0.00	0.0%
<b>LCFF Transfers</b>								
Unrestricted LCFF Transfers - Current Year	0000	8091	0.00	0.00	0.00	0.00	0.00	0.0%
All Other LCFF Transfers - Current Year	All Other	8091	0.00	0.00	0.00	0.00	0.00	0.0%
Transfers to Charter Schools in Lieu of Property Taxes		8096	1,884,167.69	1,884,167.69	1,140,105.00	1,773,610.19	(110,557.50)	-5.9%
Property Taxes Transfers		8097	0.00	0.00	0.00	0.00	0.00	0.0%
LCFF/Revenue Limit Transfers - Prior Years		8099	0.00	0.00	0.00	0.00	0.00	0.0%
<b>TOTAL, LCFF SOURCES</b>			<b>7,567,136.11</b>	<b>7,567,136.11</b>	<b>4,356,960.00</b>	<b>7,144,227.50</b>	<b>(422,908.61)</b>	<b>-5.6%</b>
<b>FEDERAL REVENUE</b>								
Maintenance and Operations		8110	0.00	0.00	0.00	0.00	0.00	0.0%
Special Education Entitlement		8181	0.00	0.00	0.00	0.00	0.00	0.0%
Special Education Discretionary Grants		8182	0.00	0.00	0.00	0.00	0.00	0.0%
Child Nutrition Programs		8220	519,409.54	519,409.54	18,694.44	298,242.28	(221,167.26)	-42.6%
Donated Food Commodities		8221	0.00	0.00	0.00	0.00	0.00	0.0%
Interagency Contracts Between LEAs		8285	176,992.70	176,992.70	103,900.00	167,783.33	(9,209.37)	-5.2%
Title I, Part A, Basic	3010	8290	234,893.30	234,893.30	145,265.00	281,238.00	46,344.70	19.7%
Title I, Part D, Local Delinquent Programs	3025	8290	0.00	0.00	0.00	0.00	0.00	0.0%
Title II, Part A, Supporting Effective Instruction	4035	8290	28,616.31	28,616.31	7,767.00	28,969.76	353.45	1.2%
Title III, Part A, Immigrant Student Program	4201	8290	0.00	0.00	0.00	0.00	0.00	0.0%
Title III, Part A, English Learner Program	4203	8290	28,256.80	28,256.80	7,342.00	28,256.80	0.00	0.0%
Public Charter Schools Grant Program (PCSGP)	4610	8290	0.00	0.00	0.00	0.00	0.00	0.0%
Other NCLB / Every Student Succeeds Act	3040, 3045, 3060, 3061, 3150, 3155, 3180, 3182, 4037, 4124, 4126, 4127, 4128, 5630	8290	17,687.50	17,687.50	15,348.00	18,065.52	378.02	2.1%
Career and Technical Education	3500-3599	8290	0.00	0.00	0.00	0.00	0.00	0.0%
All Other Federal Revenue	All Other	8290	0.00	0.00	586,300.63	1,934,093.13	1,934,093.13	New
<b>TOTAL, FEDERAL REVENUE</b>			<b>1,005,856.15</b>	<b>1,005,856.15</b>	<b>884,617.07</b>	<b>2,756,648.82</b>	<b>1,750,792.67</b>	<b>174.1%</b>
<b>OTHER STATE REVENUE</b>								
Other State Apportionments								
Special Education Master Plan Current Year	6500	8311	0.00	0.00	0.00	0.00	0.00	0.0%
Prior Years	6500	8319	0.00	0.00	0.00	0.00	0.00	0.0%
All Other State Apportionments - Current Year	All Other	8311	0.00	0.00	0.00	0.00	0.00	0.0%
All Other State Apportionments - Prior Years	All Other	8319	0.00	0.00	0.00	0.00	0.00	0.0%
Child Nutrition Programs		8520	42,916.99	42,916.99	3,541.29	17,841.52	(25,075.47)	-58.4%
Mandated Costs Reimbursements		8550	11,533.80	11,533.80	11,534.00	11,534.00	0.20	0.0%
Lottery - Unrestricted and Instructional Materials		8560	131,767.85	131,767.85	53,351.52	143,187.95	11,420.10	8.7%
After School Education and Safety (ASES)	6010	8590	177,559.20	177,559.20	0.00	203,482.84	25,923.64	14.6%

Description	Resource Codes	Object Codes	Original Budget (A)	Board Approved Operating Budget (B)	Actuals To Date (C)	Projected Year Totals (D)	Difference (Col B & D) (E)	% Diff Column B & D (F)
Charter School Facility Grant	6030	8590	0.00	0.00	0.00	0.00	0.00	0.0%
Drug/Alcohol/Tobacco Funds	6690, 6695	8590	0.00	0.00	0.00	0.00	0.00	0.0%
California Clean Energy Jobs Act	6230	8590	0.00	0.00	0.00	0.00	0.00	0.0%
Career Technical Education Incentive Grant Program	6387	8590	0.00	0.00	0.00	0.00	0.00	0.0%
Specialized Secondary	7370	8590	0.00	0.00	0.00	0.00	0.00	0.0%
All Other State Revenue	All Other	8590	517,858.00	517,858.00	708,131.15	564,430.95	46,572.95	9.0%
<b>TOTAL, OTHER STATE REVENUE</b>			<b>881,635.84</b>	<b>881,635.84</b>	<b>776,557.96</b>	<b>940,477.26</b>	<b>58,841.42</b>	<b>6.7%</b>
<b>OTHER LOCAL REVENUE</b>								
Sales								
Sale of Equipment/Supplies		8631	0.00	0.00	0.00	0.00	0.00	0.0%
Sale of Publications		8632	0.00	0.00	0.00	0.00	0.00	0.0%
Food Service Sales		8634	0.00	0.00	0.00	0.00	0.00	0.0%
All Other Sales		8639	0.00	0.00	0.00	0.00	0.00	0.0%
Leases and Rentals		8650	0.00	0.00	0.00	0.00	0.00	0.0%
Interest		8660	10,000.00	10,000.00	6,200.63	10,000.00	0.00	0.0%
Net Increase (Decrease) in the Fair Value of Investments		8662	0.00	0.00	0.00	0.00	0.00	0.0%
Fees and Contracts								
Child Development Parent Fees		8673	0.00	0.00	0.00	0.00	0.00	0.0%
Transportation Fees From Individuals		8675	0.00	0.00	0.00	0.00	0.00	0.0%
Interagency Services		8677	456,155.14	456,155.14	351,091.36	531,960.42	75,805.28	16.6%
All Other Fees and Contracts		8689	0.00	0.00	0.00	0.00	0.00	0.0%
Other Local Revenue								
All Other Local Revenue		8699	114,775.94	114,775.94	114,417.69	131,207.84	16,431.90	14.3%
Tuition		8710	0.00	0.00	0.00	0.00	0.00	0.0%
All Other Transfers In		8781-8783	0.00	0.00	0.00	0.00	0.00	0.0%
Transfers of Apportionments								
Special Education SELPA Transfers From Districts or Charter Schools	6500	8791	0.00	0.00	0.00	0.00	0.00	0.0%
From County Offices	6500	8792	0.00	0.00	0.00	0.00	0.00	0.0%
From JPAs	6500	8793	0.00	0.00	0.00	0.00	0.00	0.0%
Other Transfers of Apportionments From Districts or Charter Schools	All Other	8791	0.00	0.00	0.00	0.00	0.00	0.0%
From County Offices	All Other	8792	0.00	0.00	0.00	0.00	0.00	0.0%
From JPAs	All Other	8793	0.00	0.00	0.00	0.00	0.00	0.0%
All Other Transfers In from All Others		8799	0.00	0.00	0.00	0.00	0.00	0.0%
<b>TOTAL, OTHER LOCAL REVENUE</b>			<b>580,931.08</b>	<b>580,931.08</b>	<b>471,709.68</b>	<b>673,168.26</b>	<b>92,237.18</b>	<b>15.9%</b>
<b>TOTAL, REVENUES</b>			<b>10,035,559.18</b>	<b>10,035,559.18</b>	<b>6,489,844.71</b>	<b>11,514,521.84</b>		

Description	Resource Codes	Object Codes	Original Budget (A)	Board Approved Operating Budget (B)	Actuals To Date (C)	Projected Year Totals (D)	Difference (Col B & D) (E)	% Diff Column B & D (F)
<b>CERTIFICATED SALARIES</b>								
Certificated Teachers' Salaries		1100	2,666,273.01	2,666,273.01	1,651,426.43	3,016,083.07	(349,810.06)	-13.1%
Certificated Pupil Support Salaries		1200	286,227.82	286,227.82	87,398.35	174,272.78	111,955.04	39.1%
Certificated Supervisors' and Administrators' Salaries		1300	502,580.48	502,580.48	272,456.92	464,382.07	38,198.41	7.6%
Other Certificated Salaries		1900	0.00	0.00	0.00	0.00	0.00	0.0%
<b>TOTAL, CERTIFICATED SALARIES</b>			<b>3,455,081.31</b>	<b>3,455,081.31</b>	<b>2,011,281.70</b>	<b>3,654,737.92</b>	<b>(199,656.61)</b>	<b>-5.8%</b>
<b>CLASSIFIED SALARIES</b>								
Classified Instructional Salaries		2100	408,967.50	408,967.50	295,868.21	554,785.73	(145,818.23)	-35.7%
Classified Support Salaries		2200	142,574.25	142,574.25	62,130.55	120,594.26	21,979.99	15.4%
Classified Supervisors' and Administrators' Salaries		2300	0.00	0.00	0.00	0.00	0.00	0.0%
Clerical, Technical and Office Salaries		2400	178,385.03	178,385.03	118,339.85	200,573.88	(22,188.85)	-12.4%
Other Classified Salaries		2900	221,242.41	221,242.41	187,315.14	345,672.78	(124,430.37)	-56.2%
<b>TOTAL, CLASSIFIED SALARIES</b>			<b>951,169.19</b>	<b>951,169.19</b>	<b>663,653.75</b>	<b>1,221,626.65</b>	<b>(270,457.46)</b>	<b>-28.4%</b>
<b>EMPLOYEE BENEFITS</b>								
STRS		3101-3102	584,599.77	584,599.77	326,592.16	604,664.96	(20,065.19)	-3.4%
PERS		3201-3202	217,912.86	217,912.86	142,525.21	270,356.81	(52,443.95)	-24.1%
OASDI/Medicare/Alternative		3301-3302	122,863.12	122,863.12	79,554.59	146,069.62	(23,206.50)	-18.9%
Health and Welfare Benefits		3401-3402	379,682.31	379,682.31	218,300.52	387,132.65	(7,450.34)	-2.0%
Unemployment Insurance		3501-3502	54,196.89	54,196.89	13,137.56	24,144.72	30,052.17	55.4%
Workers' Compensation		3601-3602	46,729.61	46,729.61	34,246.67	56,146.41	(9,416.80)	-20.2%
OPEB, Allocated		3701-3702	0.00	0.00	0.00	0.00	0.00	0.0%
OPEB, Active Employees		3751-3752	0.00	0.00	0.00	0.00	0.00	0.0%
Other Employee Benefits		3901-3902	0.00	0.00	(3,884.74)	(3,884.74)	3,884.74	New
<b>TOTAL, EMPLOYEE BENEFITS</b>			<b>1,405,984.56</b>	<b>1,405,984.56</b>	<b>810,471.97</b>	<b>1,484,630.43</b>	<b>(78,645.87)</b>	<b>-5.6%</b>
<b>BOOKS AND SUPPLIES</b>								
Approved Textbooks and Core Curricula Materials		4100	108,300.00	108,300.00	286,758.93	314,537.39	(206,237.39)	-190.4%
Books and Other Reference Materials		4200	7,000.00	7,000.00	4,809.98	10,050.00	(3,050.00)	-43.6%
Materials and Supplies		4300	123,691.75	123,691.75	168,619.66	222,401.33	(98,709.58)	-79.8%
Noncapitalized Equipment		4400	12,409.00	12,409.00	82,023.91	120,125.75	(107,716.75)	-868.1%
Food		4700	530,243.85	530,243.85	153,319.21	323,861.41	206,382.44	38.9%
<b>TOTAL, BOOKS AND SUPPLIES</b>			<b>781,644.60</b>	<b>781,644.60</b>	<b>695,531.69</b>	<b>990,975.88</b>	<b>(209,331.28)</b>	<b>-26.8%</b>
<b>SERVICES AND OTHER OPERATING EXPENSES</b>								
Subagreements for Services		5100	0.00	0.00	0.00	0.00	0.00	0.0%
Travel and Conferences		5200	60,250.00	60,250.00	5,994.00	60,250.00	0.00	0.0%
Dues and Memberships		5300	11,310.00	11,310.00	13,626.54	11,264.54	45.46	0.4%
Insurance		5400-5450	0.00	0.00	0.00	0.00	0.00	0.0%
Operations and Housekeeping Services		5500	222,859.02	222,859.02	191,969.71	338,142.46	(115,283.44)	-51.7%
Rentals, Leases, Repairs, and Noncapitalized Improvements		5600	71,097.68	71,097.68	87,039.31	127,417.68	(56,320.00)	-79.2%
Transfers of Direct Costs		5710	0.00	0.00	0.00	0.00	0.00	0.0%
Transfers of Direct Costs - Interfund		5750	0.00	0.00	0.00	0.00	0.00	0.0%
Professional/Consulting Services and Operating Expenditures		5800	2,150,443.95	2,150,443.95	1,486,754.76	3,103,336.46	(952,892.51)	-44.3%
Communications		5900	30,723.92	30,723.92	39,287.09	103,908.06	(73,184.14)	-238.2%
<b>TOTAL, SERVICES AND OTHER OPERATING EXPENSES</b>			<b>2,546,684.57</b>	<b>2,546,684.57</b>	<b>1,824,671.41</b>	<b>3,744,319.20</b>	<b>(1,197,634.63)</b>	<b>-47.0%</b>

Camino Nuevo Charter Academy #2  
 Los Angeles Unified  
 Los Angeles County

2021-22 Second Interim  
 Charter Schools Enterprise Fund  
 Revenues, Expenses and Changes in Net Position

19 64733 0122861  
 Form 621

Description	Resource Codes	Object Codes	Original Budget (A)	Board Approved Operating Budget (B)	Actuals To Date (C)	Projected Year Totals (D)	Difference (Col B & D) (E)	% Diff Column B & D (F)
<b>DEPRECIATION AND AMORTIZATION</b>								
Depreciation Expense		6900	613,198.62	613,198.62	363,862.39	626,137.07	(12,938.45)	-2.1%
Amortization Expense-Lease Assets		6910	0.00	0.00	0.00	0.00	0.00	0.0%
<b>TOTAL, DEPRECIATION AND AMORTIZATION</b>			613,198.62	613,198.62	363,862.39	626,137.07	(12,938.45)	-2.1%
<b>OTHER OUTGO (excluding Transfers of Indirect Costs)</b>								
Tuition								
Tuition for Instruction Under Interdistrict Attendance Agreements		7110	0.00	0.00	0.00	0.00	0.00	0.0%
Tuition, Excess Costs, and/or Deficit Payments								
Payments to Districts or Charter Schools		7141	0.00	0.00	0.00	0.00	0.00	0.0%
Payments to County Offices		7142	0.00	0.00	0.00	0.00	0.00	0.0%
Payments to JPAs		7143	0.00	0.00	0.00	0.00	0.00	0.0%
Other Transfers Out								
All Other Transfers		7281-7283	0.00	0.00	0.00	0.00	0.00	0.0%
All Other Transfers Out to All Others		7299	0.00	0.00	0.00	0.00	0.00	0.0%
Debt Service								
Debt Service - Interest		7438	210,583.24	210,583.24	106,258.81	210,583.24	0.00	0.0%
<b>TOTAL, OTHER OUTGO (excluding Transfers of Indirect Costs)</b>			210,583.24	210,583.24	106,258.81	210,583.24	0.00	0.0%
<b>OTHER OUTGO - TRANSFERS OF INDIRECT COSTS</b>								
Transfers of Indirect Costs		7310	0.00	0.00	0.00	0.00	0.00	0.0%
Transfers of Indirect Costs - Interfund		7350	0.00	0.00	0.00	0.00	0.00	0.0%
<b>TOTAL, OTHER OUTGO - TRANSFERS OF INDIRECT COSTS</b>			0.00	0.00	0.00	0.00	0.00	0.0%
<b>TOTAL, EXPENSES</b>			9,964,346.09	9,964,346.09	6,475,731.72	11,933,010.39		



Camino Nuevo Charter Academy #2  
 Los Angeles Unified  
 Los Angeles County

2021-22 Second Interim  
 Charter Schools Enterprise Fund  
 Revenues, Expenses and Changes in Net Position

19 64733 0122861  
 Form 621

Description	Resource Codes	Object Codes	Original Budget (A)	Board Approved Operating Budget (B)	Actuals To Date (C)	Projected Year Totals (D)	Difference (Col B & D) (E)	% Diff Column B & D (F)
<b>INTERFUND TRANSFERS</b>								
<b>INTERFUND TRANSFERS IN</b>								
Other Authorized Interfund Transfers In		8919	0.00	0.00	0.00	0.00	0.00	0.0%
<b>(a) TOTAL, INTERFUND TRANSFERS IN</b>			0.00	0.00	0.00	0.00	0.00	0.0%
<b>INTERFUND TRANSFERS OUT</b>								
Other Authorized Interfund Transfers Out		7619	0.00	0.00	0.00	0.00	0.00	0.0%
<b>(b) TOTAL, INTERFUND TRANSFERS OUT</b>			0.00	0.00	0.00	0.00	0.00	0.0%
<b>OTHER SOURCES/USES</b>								
<b>SOURCES</b>								
Other Sources								
Transfers from Funds of Lapsed/Reorganized LEAs		8965	0.00	0.00	0.00	0.00	0.00	0.0%
All Other Financing Sources		8979	0.00	0.00	0.00	0.00	0.00	0.0%
<b>(c) TOTAL, SOURCES</b>			0.00	0.00	0.00	0.00	0.00	0.0%
<b>USES</b>								
Transfers of Funds from Lapsed/Reorganized LEAs		7651	0.00	0.00	0.00	0.00	0.00	0.0%
All Other Financing Uses		7699	0.00	0.00	0.00	0.00	0.00	0.0%
<b>(d) TOTAL, USES</b>			0.00	0.00	0.00	0.00	0.00	0.0%
<b>CONTRIBUTIONS</b>								
Contributions from Unrestricted Revenues		8980	0.00	0.00	0.00	(0.01)	(0.01)	New
Contributions from Restricted Revenues		8990	0.00	0.00	0.00	0.00	0.00	0.0%
<b>(e) TOTAL, CONTRIBUTIONS</b>			0.00	0.00	0.00	(0.01)	(0.01)	New
<b>TOTAL, OTHER FINANCING SOURCES/USES</b> (a - b + c - d + e)			0.00	0.00	0.00	(0.01)		

Camino Nuevo Charter Academy #2  
Los Angeles Unified  
Los Angeles County

Second Interim  
Charter Schools Enterprise Fund  
Exhibit: Restricted Net Position Detail

19 64733 0122861  
Form 62I

<b>Resource</b>	<b>Description</b>	<b>2021/22 Projected Year Totals</b>
	Total, Restricted Net Position	<u>0.00</u>

Description	Resource Codes	Object Codes	Original Budget (A)	Board Approved Operating Budget (B)	Actuals To Date (C)	Projected Year Totals (D)	Difference (Col B & D) (E)	% Diff Column B & D (F)
<b>A. REVENUES</b>								
1) LCFF Sources		8010-8099	8,073,927.49	8,073,927.49	4,707,190.00	7,088,816.81	(985,110.68)	-12.2%
2) Federal Revenue		8100-8299	1,220,485.57	1,220,485.57	980,355.83	3,263,583.33	2,043,097.76	167.4%
3) Other State Revenue		8300-8599	1,051,373.78	1,051,373.78	856,947.01	1,121,416.02	70,042.24	6.7%
4) Other Local Revenue		8600-8799	532,039.66	532,039.66	478,342.76	672,330.93	140,291.27	26.4%
5) TOTAL, REVENUES			10,877,826.50	10,877,826.50	7,022,835.60	12,146,147.09		
<b>B. EXPENSES</b>								
1) Certificated Salaries		1000-1999	3,569,017.84	3,569,017.84	1,979,831.48	3,693,138.64	(124,120.80)	-3.5%
2) Classified Salaries		2000-2999	1,409,674.45	1,409,674.45	799,399.71	1,526,033.57	(116,359.12)	-8.3%
3) Employee Benefits		3000-3999	1,603,593.49	1,603,593.49	851,754.00	1,599,534.71	4,058.78	0.3%
4) Books and Supplies		4000-4999	916,843.35	916,843.35	697,297.52	1,228,891.98	(312,048.63)	-34.0%
5) Services and Other Operating Expenses		5000-5999	2,979,130.62	2,979,130.62	1,811,949.83	4,035,668.61	(1,056,537.99)	-35.5%
6) Depreciation and Amortization		6000-6999	138,463.74	138,463.74	93,079.97	164,867.99	(26,404.25)	-19.1%
7) Other Outgo (excluding Transfers of Indirect Costs)		7100-7299, 7400-7499	0.00	0.00	0.00	0.00	0.00	0.0%
8) Other Outgo - Transfers of Indirect Costs		7300-7399	0.00	0.00	0.00	0.00	0.00	0.0%
9) TOTAL, EXPENSES			10,616,723.49	10,616,723.49	6,233,312.51	12,248,135.50		
<b>C. EXCESS (DEFICIENCY) OF REVENUES OVER EXPENSES BEFORE OTHER FINANCING SOURCES AND USES (A5 - B9)</b>			261,103.01	261,103.01	789,523.09	(101,988.41)		
<b>D. OTHER FINANCING SOURCES/USES</b>								
1) Interfund Transfers								
a) Transfers In		8900-8929	0.00	0.00	0.00	0.00	0.00	0.0%
b) Transfers Out		7600-7629	0.00	0.00	0.00	0.00	0.00	0.0%
2) Other Sources/Uses								
a) Sources		8930-8979	0.00	0.00	0.00	0.00	0.00	0.0%
b) Uses		7630-7699	0.00	0.00	0.00	0.00	0.00	0.0%
3) Contributions		8980-8999	0.00	0.00	0.00	(0.01)	(0.01)	New
4) TOTAL, OTHER FINANCING SOURCES/USES			0.00	0.00	0.00	(0.01)		

Description	Resource Codes	Object Codes	Original Budget (A)	Board Approved Operating Budget (B)	Actuals To Date (C)	Projected Year Totals (D)	Difference (Col B & D) (E)	% Diff Column B & D (F)
<b>E. NET INCREASE (DECREASE) IN NET POSITION (C + D4)</b>			261,103.01	261,103.01	789,523.09	(101,988.42)		
<b>F. NET POSITION</b>								
1) Beginning Net Position								
a) As of July 1 - Unaudited		9791	5,320,578.57	5,320,578.57		5,757,751.68	437,173.11	8.2%
b) Audit Adjustments		9793	296,059.19	296,059.19		0.00	(296,059.19)	-100.0%
c) As of July 1 - Audited (F1a + F1b)			5,616,637.76	5,616,637.76		5,757,751.68		
d) Other Restatements		9795	0.00	0.00		0.01	0.01	New
e) Adjusted Beginning Net Position (F1c + F1d)			5,616,637.76	5,616,637.76		5,757,751.69		
2) Ending Net Position, June 30 (E + F1e)			5,877,740.77	5,877,740.77		5,655,763.27		
Components of Ending Net Position								
a) Net Investment in Capital Assets		9796	641,690.25	641,690.25		750,839.64		
b) Restricted Net Position		9797	0.00	0.00		0.00		
c) Unrestricted Net Position		9790	5,236,050.52	5,236,050.52		4,904,923.63		

Description	Resource Codes	Object Codes	Original Budget (A)	Board Approved Operating Budget (B)	Actuals To Date (C)	Projected Year Totals (D)	Difference (Col B & D) (E)	% Diff Column B & D (F)
<b>LCFF SOURCES</b>								
Principal Apportionment								
State Aid - Current Year		8011	4,759,637.34	4,759,637.34	2,683,175.00	3,908,771.10	(850,866.24)	-17.9%
Education Protection Account State Aid - Current Year		8012	1,319,289.07	1,319,289.07	800,534.00	1,433,478.61	114,189.54	8.7%
State Aid - Prior Years		8019	0.00	0.00	0.00	0.00	0.00	0.0%
<b>LCFF Transfers</b>								
Unrestricted LCFF Transfers - Current Year	0000	8091	0.00	0.00	0.00	0.00	0.00	0.0%
All Other LCFF Transfers - Current Year	All Other	8091	0.00	0.00	0.00	0.00	0.00	0.0%
Transfers to Charter Schools in Lieu of Property Taxes		8096	1,995,001.08	1,995,001.08	1,223,481.00	1,746,567.10	(248,433.98)	-12.5%
Property Taxes Transfers		8097	0.00	0.00	0.00	0.00	0.00	0.0%
LCFF/Revenue Limit Transfers - Prior Years		8099	0.00	0.00	0.00	0.00	0.00	0.0%
<b>TOTAL, LCFF SOURCES</b>			<b>8,073,927.49</b>	<b>8,073,927.49</b>	<b>4,707,190.00</b>	<b>7,088,816.81</b>	<b>(985,110.68)</b>	<b>-12.2%</b>
<b>FEDERAL REVENUE</b>								
Maintenance and Operations		8110	0.00	0.00	0.00	0.00	0.00	0.0%
Special Education Entitlement		8181	0.00	0.00	0.00	0.00	0.00	0.0%
Special Education Discretionary Grants		8182	0.00	0.00	0.00	0.00	0.00	0.0%
Child Nutrition Programs		8220	581,184.36	581,184.36	9,854.29	352,621.72	(228,562.64)	-39.3%
Donated Food Commodities		8221	0.00	0.00	0.00	0.00	0.00	0.0%
Interagency Contracts Between LEAs		8285	187,404.03	187,404.03	111,498.00	165,225.06	(22,178.97)	-11.8%
Title I, Part A, Basic	3010	8290	328,947.68	328,947.68	185,079.00	353,264.00	24,316.32	7.4%
Title I, Part D, Local Delinquent Programs	3025	8290	0.00	0.00	0.00	0.00	0.00	0.0%
Title II, Part A, Supporting Effective Instruction	4035	8290	35,970.07	35,970.07	9,633.00	36,413.72	443.65	1.2%
Title III, Part A, Immigrant Student Program	4201	8290	0.00	0.00	0.00	0.00	0.00	0.0%
Title III, Part A, English Learner Program	4203	8290	43,128.80	43,128.80	11,144.00	43,128.80	0.00	0.0%
Public Charter Schools Grant Program (PCSGP)	4610	8290	0.00	0.00	0.00	0.00	0.00	0.0%
Other NCLB / Every Student Succeeds Act	3040, 3045, 3060, 3061, 3150, 3155, 3180, 3182, 4037, 4124, 4126, 4127, 4128, 5630	8290	26,079.24	26,079.24	18,126.00	26,636.86	557.62	2.1%
Career and Technical Education	3500-3599	8290	0.00	0.00	0.00	0.00	0.00	0.0%
All Other Federal Revenue	All Other	8290	17,771.39	17,771.39	635,021.54	2,286,293.17	2,268,521.78	12765.0%
<b>TOTAL, FEDERAL REVENUE</b>			<b>1,220,485.57</b>	<b>1,220,485.57</b>	<b>980,355.83</b>	<b>3,263,583.33</b>	<b>2,043,097.76</b>	<b>167.4%</b>
<b>OTHER STATE REVENUE</b>								
Other State Apportionments								
Special Education Master Plan Current Year	6500	8311	0.00	0.00	0.00	0.00	0.00	0.0%
Prior Years	6500	8319	0.00	0.00	0.00	0.00	0.00	0.0%
All Other State Apportionments - Current Year	All Other	8311	0.00	0.00	0.00	0.00	0.00	0.0%
All Other State Apportionments - Prior Years	All Other	8319	0.00	0.00	0.00	0.00	0.00	0.0%
Child Nutrition Programs		8520	48,218.42	48,218.42	3,137.96	23,147.21	(25,071.21)	-52.0%
Mandated Costs Reimbursements		8550	12,377.26	12,377.26	12,377.00	12,377.00	(0.26)	0.0%
Lottery - Unrestricted and Instructional Materials		8560	139,518.90	139,518.90	57,207.55	142,435.38	2,916.48	2.1%
After School Education and Safety (ASES)	6010	8590	177,559.20	177,559.20	0.00	203,482.84	25,923.64	14.6%

Description	Resource Codes	Object Codes	Original Budget (A)	Board Approved Operating Budget (B)	Actuals To Date (C)	Projected Year Totals (D)	Difference (Col B & D) (E)	% Diff Column B & D (F)
Charter School Facility Grant	6030	8590	123,147.00	123,147.00	14,183.50	137,330.50	14,183.50	11.5%
Drug/Alcohol/Tobacco Funds	6690, 6695	8590	0.00	0.00	0.00	0.00	0.00	0.0%
California Clean Energy Jobs Act	6230	8590	0.00	0.00	0.00	0.00	0.00	0.0%
Career Technical Education Incentive Grant Program	6387	8590	0.00	0.00	0.00	0.00	0.00	0.0%
Specialized Secondary	7370	8590	0.00	0.00	0.00	0.00	0.00	0.0%
All Other State Revenue	All Other	8590	550,553.00	550,553.00	770,041.00	602,643.09	52,090.09	9.5%
<b>TOTAL, OTHER STATE REVENUE</b>			<b>1,051,373.78</b>	<b>1,051,373.78</b>	<b>856,947.01</b>	<b>1,121,416.02</b>	<b>70,042.24</b>	<b>6.7%</b>
<b>OTHER LOCAL REVENUE</b>								
Sales								
Sale of Equipment/Supplies		8631	0.00	0.00	0.00	0.00	0.00	0.0%
Sale of Publications		8632	0.00	0.00	0.00	0.00	0.00	0.0%
Food Service Sales		8634	0.00	0.00	0.00	0.00	0.00	0.0%
All Other Sales		8639	0.00	0.00	0.00	0.00	0.00	0.0%
Leases and Rentals		8650	0.00	0.00	0.00	0.00	0.00	0.0%
Interest		8660	17,000.00	17,000.00	7,893.46	17,000.00	0.00	0.0%
Net Increase (Decrease) in the Fair Value of Investments		8662	0.00	0.00	0.00	0.00	0.00	0.0%
Fees and Contracts								
Child Development Parent Fees		8673	0.00	0.00	0.00	0.00	0.00	0.0%
Transportation Fees From Individuals		8675	0.00	0.00	0.00	0.00	0.00	0.0%
Interagency Services		8677	482,987.79	482,987.79	351,465.30	503,577.28	20,589.49	4.3%
All Other Fees and Contracts		8689	0.00	0.00	0.00	0.00	0.00	0.0%
Other Local Revenue								
All Other Local Revenue		8699	32,051.87	32,051.87	118,984.00	151,753.65	119,701.78	373.5%
Tuition		8710	0.00	0.00	0.00	0.00	0.00	0.0%
All Other Transfers In		8781-8783	0.00	0.00	0.00	0.00	0.00	0.0%
Transfers of Apportionments								
Special Education SELPA Transfers From Districts or Charter Schools	6500	8791	0.00	0.00	0.00	0.00	0.00	0.0%
From County Offices	6500	8792	0.00	0.00	0.00	0.00	0.00	0.0%
From JPAs	6500	8793	0.00	0.00	0.00	0.00	0.00	0.0%
Other Transfers of Apportionments From Districts or Charter Schools	All Other	8791	0.00	0.00	0.00	0.00	0.00	0.0%
From County Offices	All Other	8792	0.00	0.00	0.00	0.00	0.00	0.0%
From JPAs	All Other	8793	0.00	0.00	0.00	0.00	0.00	0.0%
All Other Transfers In from All Others		8799	0.00	0.00	0.00	0.00	0.00	0.0%
<b>TOTAL, OTHER LOCAL REVENUE</b>			<b>532,039.66</b>	<b>532,039.66</b>	<b>478,342.76</b>	<b>672,330.93</b>	<b>140,291.27</b>	<b>26.4%</b>
<b>TOTAL, REVENUES</b>			<b>10,877,826.50</b>	<b>10,877,826.50</b>	<b>7,022,835.60</b>	<b>12,146,147.09</b>		

Description	Resource Codes	Object Codes	Original Budget (A)	Board Approved Operating Budget (B)	Actuals To Date (C)	Projected Year Totals (D)	Difference (Col B & D) (E)	% Diff Column B & D (F)
<b>CERTIFICATED SALARIES</b>								
Certificated Teachers' Salaries		1100	2,621,760.99	2,621,760.99	1,456,813.05	2,783,669.17	(161,908.18)	-6.2%
Certificated Pupil Support Salaries		1200	211,394.82	211,394.82	92,555.53	184,300.98	27,093.84	12.8%
Certificated Supervisors' and Administrators' Salaries		1300	735,862.03	735,862.03	430,462.90	725,168.49	10,693.54	1.5%
Other Certificated Salaries		1900	0.00	0.00	0.00	0.00	0.00	0.0%
<b>TOTAL, CERTIFICATED SALARIES</b>			<b>3,569,017.84</b>	<b>3,569,017.84</b>	<b>1,979,831.48</b>	<b>3,693,138.64</b>	<b>(124,120.80)</b>	<b>-3.5%</b>
<b>CLASSIFIED SALARIES</b>								
Classified Instructional Salaries		2100	585,728.13	585,728.13	233,474.10	501,994.50	83,733.63	14.3%
Classified Support Salaries		2200	158,455.88	158,455.88	90,854.86	168,920.40	(10,464.52)	-6.6%
Classified Supervisors' and Administrators' Salaries		2300	0.00	0.00	0.00	0.00	0.00	0.0%
Clerical, Technical and Office Salaries		2400	347,721.39	347,721.39	208,468.82	358,703.11	(10,981.72)	-3.2%
Other Classified Salaries		2900	317,769.05	317,769.05	266,601.93	496,415.56	(178,646.51)	-56.2%
<b>TOTAL, CLASSIFIED SALARIES</b>			<b>1,409,674.45</b>	<b>1,409,674.45</b>	<b>799,399.71</b>	<b>1,526,033.57</b>	<b>(116,359.12)</b>	<b>-8.3%</b>
<b>EMPLOYEE BENEFITS</b>								
STRS		3101-3102	603,877.81	603,877.81	313,849.88	603,741.46	136.35	0.0%
PERS		3201-3202	322,956.41	322,956.41	178,922.39	345,394.21	(22,437.80)	-6.9%
OASDI/Medicare/Alternative		3301-3302	159,590.86	159,590.86	91,966.90	172,397.35	(12,806.49)	-8.0%
Health and Welfare Benefits		3401-3402	406,056.90	406,056.90	220,461.26	400,797.53	5,259.37	1.3%
Unemployment Insurance		3501-3502	61,237.94	61,237.94	13,698.77	25,898.48	35,339.46	57.7%
Workers' Compensation		3601-3602	49,873.57	49,873.57	38,695.85	57,146.72	(7,273.15)	-14.6%
OPEB, Allocated		3701-3702	0.00	0.00	0.00	0.00	0.00	0.0%
OPEB, Active Employees		3751-3752	0.00	0.00	0.00	0.00	0.00	0.0%
Other Employee Benefits		3901-3902	0.00	0.00	(5,841.05)	(5,841.04)	5,841.04	New
<b>TOTAL, EMPLOYEE BENEFITS</b>			<b>1,603,593.49</b>	<b>1,603,593.49</b>	<b>851,754.00</b>	<b>1,599,534.71</b>	<b>4,058.78</b>	<b>0.3%</b>
<b>BOOKS AND SUPPLIES</b>								
Approved Textbooks and Core Curricula Materials		4100	28,678.00	28,678.00	320,572.01	401,621.41	(372,943.41)	-1300.5%
Books and Other Reference Materials		4200	3,700.00	3,700.00	1,467.57	4,260.00	(560.00)	-15.1%
Materials and Supplies		4300	213,675.40	213,675.40	118,608.58	330,518.26	(116,842.86)	-54.7%
Noncapitalized Equipment		4400	27,444.00	27,444.00	47,789.67	71,742.48	(44,298.48)	-161.4%
Food		4700	643,345.95	643,345.95	208,859.69	420,749.83	222,596.12	34.6%
<b>TOTAL, BOOKS AND SUPPLIES</b>			<b>916,843.35</b>	<b>916,843.35</b>	<b>697,297.52</b>	<b>1,228,891.98</b>	<b>(312,048.63)</b>	<b>-34.0%</b>
<b>SERVICES AND OTHER OPERATING EXPENSES</b>								
Subagreements for Services		5100	0.00	0.00	0.00	0.00	0.00	0.0%
Travel and Conferences		5200	9,597.00	9,597.00	174.00	10,194.00	(597.00)	-6.2%
Dues and Memberships		5300	9,667.00	9,667.00	12,055.64	9,761.14	(94.14)	-1.0%
Insurance		5400-5450	25,276.65	25,276.65	14,042.60	25,276.65	0.00	0.0%
Operations and Housekeeping Services		5500	384,406.08	384,406.08	236,638.41	454,890.24	(70,484.16)	-18.3%
Rentals, Leases, Repairs, and Noncapitalized Improvements		5600	352,548.38	352,548.38	192,607.97	356,472.38	(3,924.00)	-1.1%
Transfers of Direct Costs		5710	0.00	0.00	0.00	0.00	0.00	0.0%
Transfers of Direct Costs - Interfund		5750	0.00	0.00	0.00	0.00	0.00	0.0%
Professional/Consulting Services and Operating Expenditures		5800	2,129,433.47	2,129,433.47	1,303,633.79	3,035,989.35	(906,555.88)	-42.6%
Communications		5900	68,202.04	68,202.04	52,797.42	143,084.85	(74,882.81)	-109.8%
<b>TOTAL, SERVICES AND OTHER OPERATING EXPENSES</b>			<b>2,979,130.62</b>	<b>2,979,130.62</b>	<b>1,811,949.83</b>	<b>4,035,668.61</b>	<b>(1,056,537.99)</b>	<b>-35.5%</b>

Description	Resource Codes	Object Codes	Original Budget (A)	Board Approved Operating Budget (B)	Actuals To Date (C)	Projected Year Totals (D)	Difference (Col B & D) (E)	% Diff Column B & D (F)
<b>DEPRECIATION AND AMORTIZATION</b>								
Depreciation Expense		6900	138,463.74	138,463.74	93,079.97	164,867.99	(26,404.25)	-19.1%
Amortization Expense-Lease Assets		6910	0.00	0.00	0.00	0.00	0.00	0.0%
<b>TOTAL, DEPRECIATION AND AMORTIZATION</b>			138,463.74	138,463.74	93,079.97	164,867.99	(26,404.25)	-19.1%
<b>OTHER OUTGO (excluding Transfers of Indirect Costs)</b>								
Tuition								
Tuition for Instruction Under Interdistrict Attendance Agreements		7110	0.00	0.00	0.00	0.00	0.00	0.0%
Tuition, Excess Costs, and/or Deficit Payments								
Payments to Districts or Charter Schools		7141	0.00	0.00	0.00	0.00	0.00	0.0%
Payments to County Offices		7142	0.00	0.00	0.00	0.00	0.00	0.0%
Payments to JPAs		7143	0.00	0.00	0.00	0.00	0.00	0.0%
Other Transfers Out								
All Other Transfers		7281-7283	0.00	0.00	0.00	0.00	0.00	0.0%
All Other Transfers Out to All Others		7299	0.00	0.00	0.00	0.00	0.00	0.0%
Debt Service								
Debt Service - Interest		7438	0.00	0.00	0.00	0.00	0.00	0.0%
<b>TOTAL, OTHER OUTGO (excluding Transfers of Indirect Costs)</b>			0.00	0.00	0.00	0.00	0.00	0.0%
<b>OTHER OUTGO - TRANSFERS OF INDIRECT COSTS</b>								
Transfers of Indirect Costs		7310	0.00	0.00	0.00	0.00	0.00	0.0%
Transfers of Indirect Costs - Interfund		7350	0.00	0.00	0.00	0.00	0.00	0.0%
<b>TOTAL, OTHER OUTGO - TRANSFERS OF INDIRECT COSTS</b>			0.00	0.00	0.00	0.00	0.00	0.0%
<b>TOTAL, EXPENSES</b>			10,616,723.49	10,616,723.49	6,233,312.51	12,248,135.50		



Description	Resource Codes	Object Codes	Original Budget (A)	Board Approved Operating Budget (B)	Actuals To Date (C)	Projected Year Totals (D)	Difference (Col B & D) (E)	% Diff Column B & D (F)
<b>INTERFUND TRANSFERS</b>								
<b>INTERFUND TRANSFERS IN</b>								
Other Authorized Interfund Transfers In		8919	0.00	0.00	0.00	0.00	0.00	0.0%
<b>(a) TOTAL, INTERFUND TRANSFERS IN</b>			0.00	0.00	0.00	0.00	0.00	0.0%
<b>INTERFUND TRANSFERS OUT</b>								
Other Authorized Interfund Transfers Out		7619	0.00	0.00	0.00	0.00	0.00	0.0%
<b>(b) TOTAL, INTERFUND TRANSFERS OUT</b>			0.00	0.00	0.00	0.00	0.00	0.0%
<b>OTHER SOURCES/USES</b>								
<b>SOURCES</b>								
Other Sources								
Transfers from Funds of Lapsed/Reorganized LEAs		8965	0.00	0.00	0.00	0.00	0.00	0.0%
All Other Financing Sources		8979	0.00	0.00	0.00	0.00	0.00	0.0%
<b>(c) TOTAL, SOURCES</b>			0.00	0.00	0.00	0.00	0.00	0.0%
<b>USES</b>								
Transfers of Funds from Lapsed/Reorganized LEAs		7651	0.00	0.00	0.00	0.00	0.00	0.0%
All Other Financing Uses		7699	0.00	0.00	0.00	0.00	0.00	0.0%
<b>(d) TOTAL, USES</b>			0.00	0.00	0.00	0.00	0.00	0.0%
<b>CONTRIBUTIONS</b>								
Contributions from Unrestricted Revenues		8980	0.00	0.00	0.00	(0.01)	(0.01)	New
Contributions from Restricted Revenues		8990	0.00	0.00	0.00	0.00	0.00	0.0%
<b>(e) TOTAL, CONTRIBUTIONS</b>			0.00	0.00	0.00	(0.01)	(0.01)	New
<b>TOTAL, OTHER FINANCING SOURCES/USES</b> (a - b + c - d + e)			0.00	0.00	0.00	(0.01)		

Camino Nuevo Elementary #3  
Los Angeles Unified  
Los Angeles County

Second Interim  
Charter Schools Enterprise Fund  
Exhibit: Restricted Net Position Detail

19 64733 0122564  
Form 62I

<b>Resource</b>	<b>Description</b>	<b>2021/22 Projected Year Totals</b>
	Total, Restricted Net Position	<u>0.00</u>

Description	Resource Codes	Object Codes	Original Budget (A)	Board Approved Operating Budget (B)	Actuals To Date (C)	Projected Year Totals (D)	Difference (Col B & D) (E)	% Diff Column B & D (F)
<b>A. REVENUES</b>								
1) LCFF Sources		8010-8099	6,555,422.68	6,555,422.68	3,928,192.00	6,343,660.88	(211,761.80)	-3.2%
2) Federal Revenue		8100-8299	810,974.67	810,974.67	793,175.68	2,381,975.11	1,571,000.44	193.7%
3) Other State Revenue		8300-8599	753,823.58	753,823.58	716,753.16	876,175.86	122,352.28	16.2%
4) Other Local Revenue		8600-8799	421,375.67	421,375.67	362,480.39	538,817.69	117,442.02	27.9%
5) TOTAL, REVENUES			8,541,596.60	8,541,596.60	5,800,601.23	10,140,629.54		
<b>B. EXPENSES</b>								
1) Certificated Salaries		1000-1999	3,140,127.48	3,140,127.48	1,860,873.98	3,362,173.71	(222,046.23)	-7.1%
2) Classified Salaries		2000-2999	1,182,290.26	1,182,290.26	698,480.52	1,342,114.75	(159,824.49)	-13.5%
3) Employee Benefits		3000-3999	1,395,777.86	1,395,777.86	757,751.25	1,411,186.01	(15,408.15)	-1.1%
4) Books and Supplies		4000-4999	604,597.82	604,597.82	607,400.62	901,036.22	(296,438.40)	-49.0%
5) Services and Other Operating Expenses		5000-5999	2,051,629.15	2,051,629.15	1,435,292.25	3,103,655.17	(1,052,026.02)	-51.3%
6) Depreciation and Amortization		6000-6999	88,204.74	88,204.74	58,770.70	113,927.66	(25,722.92)	-29.2%
7) Other Outgo (excluding Transfers of Indirect Costs)		7100-7299, 7400-7499	0.00	0.00	0.00	0.00	0.00	0.0%
8) Other Outgo - Transfers of Indirect Costs		7300-7399	0.00	0.00	0.00	0.00	0.00	0.0%
9) TOTAL, EXPENSES			8,462,627.31	8,462,627.31	5,418,569.32	10,234,093.52		
<b>C. EXCESS (DEFICIENCY) OF REVENUES OVER EXPENSES BEFORE OTHER FINANCING SOURCES AND USES (A5 - B9)</b>								
			78,969.29	78,969.29	382,031.91	(93,463.98)		
<b>D. OTHER FINANCING SOURCES/USES</b>								
1) Interfund Transfers								
a) Transfers In		8900-8929	0.00	0.00	0.00	0.00	0.00	0.0%
b) Transfers Out		7600-7629	0.00	0.00	0.00	0.00	0.00	0.0%
2) Other Sources/Uses								
a) Sources		8930-8979	0.00	0.00	0.00	0.00	0.00	0.0%
b) Uses		7630-7699	0.00	0.00	0.00	0.00	0.00	0.0%
3) Contributions		8980-8999	(0.01)	(0.01)	0.00	(0.01)	0.00	0.0%
4) TOTAL, OTHER FINANCING SOURCES/USES			(0.01)	(0.01)	0.00	(0.01)		

Description	Resource Codes	Object Codes	Original Budget (A)	Board Approved Operating Budget (B)	Actuals To Date (C)	Projected Year Totals (D)	Difference (Col B & D) (E)	% Diff Column B & D (F)
<b>E. NET INCREASE (DECREASE) IN NET POSITION (C + D4)</b>			78,969.28	78,969.28	382,031.91	(93,463.99)		
<b>F. NET POSITION</b>								
1) Beginning Net Position								
a) As of July 1 - Unaudited		9791	2,619,935.01	2,619,935.01		3,163,065.95	543,130.94	20.7%
b) Audit Adjustments		9793	525,491.91	525,491.91		0.00	(525,491.91)	-100.0%
c) As of July 1 - Audited (F1a + F1b)			3,145,426.92	3,145,426.92		3,163,065.95		
d) Other Restatements		9795	0.00	0.00		(0.05)	(0.05)	New
e) Adjusted Beginning Net Position (F1c + F1d)			3,145,426.92	3,145,426.92		3,163,065.90		
2) Ending Net Position, June 30 (E + F1e)			3,224,396.20	3,224,396.20		3,069,601.91		
Components of Ending Net Position								
a) Net Investment in Capital Assets		9796	535,950.80	535,950.80		614,316.85		
b) Restricted Net Position		9797	0.00	0.00		0.00		
c) Unrestricted Net Position		9790	2,688,445.40	2,688,445.40		2,455,285.06		

Description	Resource Codes	Object Codes	Original Budget (A)	Board Approved Operating Budget (B)	Actuals To Date (C)	Projected Year Totals (D)	Difference (Col B & D) (E)	% Diff Column B & D (F)
<b>LCFF SOURCES</b>								
Principal Apportionment								
State Aid - Current Year		8011	3,827,826.35	3,827,826.35	2,213,578.00	3,465,476.50	(362,349.85)	-9.5%
Education Protection Account State Aid - Current Year		8012	1,089,424.71	1,089,424.71	683,488.00	1,301,413.86	211,989.15	19.5%
State Aid - Prior Years		8019	0.00	0.00	0.00	0.00	0.00	0.0%
<b>LCFF Transfers</b>								
Unrestricted LCFF Transfers - Current Year	0000	8091	0.00	0.00	0.00	0.00	0.00	0.0%
All Other LCFF Transfers - Current Year	All Other	8091	0.00	0.00	0.00	0.00	0.00	0.0%
Transfers to Charter Schools in Lieu of Property Taxes		8096	1,638,171.62	1,638,171.62	1,031,126.00	1,576,770.52	(61,401.10)	-3.7%
Property Taxes Transfers		8097	0.00	0.00	0.00	0.00	0.00	0.0%
LCFF/Revenue Limit Transfers - Prior Years		8099	0.00	0.00	0.00	0.00	0.00	0.0%
<b>TOTAL, LCFF SOURCES</b>			<b>6,555,422.68</b>	<b>6,555,422.68</b>	<b>3,928,192.00</b>	<b>6,343,660.88</b>	<b>(211,761.80)</b>	<b>-3.2%</b>
<b>FEDERAL REVENUE</b>								
Maintenance and Operations		8110	0.00	0.00	0.00	0.00	0.00	0.0%
Special Education Entitlement		8181	0.00	0.00	0.00	0.00	0.00	0.0%
Special Education Discretionary Grants		8182	0.00	0.00	0.00	0.00	0.00	0.0%
Child Nutrition Programs		8220	387,254.25	387,254.25	17,860.04	274,219.39	(113,034.86)	-29.2%
Donated Food Commodities		8221	0.00	0.00	0.00	0.00	0.00	0.0%
Interagency Contracts Between LEAs		8285	153,884.61	153,884.61	93,968.00	149,162.32	(4,722.29)	-3.1%
Title I, Part A, Basic	3010	8290	207,936.06	207,936.06	123,733.00	237,226.00	29,289.94	14.1%
Title I, Part D, Local Delinquent Programs	3025	8290	0.00	0.00	0.00	0.00	0.00	0.0%
Title II, Part A, Supporting Effective Instruction	4035	8290	23,768.13	23,768.13	6,458.00	24,061.17	293.04	1.2%
Title III, Part A, Immigrant Student Program	4201	8290	0.00	0.00	0.00	0.00	0.00	0.0%
Title III, Part A, English Learner Program	4203	8290	22,193.60	22,193.60	5,704.00	22,193.60	0.00	0.0%
Public Charter Schools Grant Program (PCSGP)	4610	8290	0.00	0.00	0.00	0.00	0.00	0.0%
Other NCLB / Every Student Succeeds Act	3040, 3045, 3060, 3061, 3150, 3155, 3180, 3182, 4037, 4124, 4126, 4127, 4128, 5630	8290	15,938.02	15,938.02	14,536.00	16,279.23	341.21	2.1%
Career and Technical Education	3500-3599	8290	0.00	0.00	0.00	0.00	0.00	0.0%
All Other Federal Revenue	All Other	8290	0.00	0.00	530,916.64	1,658,833.40	1,658,833.40	New
<b>TOTAL, FEDERAL REVENUE</b>			<b>810,974.67</b>	<b>810,974.67</b>	<b>793,175.68</b>	<b>2,381,975.11</b>	<b>1,571,000.44</b>	<b>193.7%</b>
<b>OTHER STATE REVENUE</b>								
Other State Apportionments								
Special Education Master Plan Current Year	6500	8311	0.00	0.00	0.00	0.00	0.00	0.0%
Prior Years	6500	8319	0.00	0.00	0.00	0.00	0.00	0.0%
All Other State Apportionments - Current Year	All Other	8311	0.00	0.00	0.00	0.00	0.00	0.0%
All Other State Apportionments - Prior Years	All Other	8319	0.00	0.00	0.00	0.00	0.00	0.0%
Child Nutrition Programs		8520	32,288.63	32,288.63	3,350.61	19,545.44	(12,743.19)	-39.5%
Mandated Costs Reimbursements		8550	10,431.33	10,431.33	10,431.00	10,431.00	(0.33)	0.0%
Lottery - Unrestricted and Instructional Materials		8560	114,564.30	114,564.30	48,701.55	127,486.20	12,921.90	11.3%
After School Education and Safety (ASES)	6010	8590	124,387.32	124,387.32	0.00	203,482.84	79,095.52	63.6%

Description	Resource Codes	Object Codes	Original Budget (A)	Board Approved Operating Budget (B)	Actuals To Date (C)	Projected Year Totals (D)	Difference (Col B & D) (E)	% Diff Column B & D (F)
Charter School Facility Grant	6030	8590	0.00	0.00	0.00	0.00	0.00	0.0%
Drug/Alcohol/Tobacco Funds	6690, 6695	8590	0.00	0.00	0.00	0.00	0.00	0.0%
California Clean Energy Jobs Act	6230	8590	0.00	0.00	0.00	0.00	0.00	0.0%
Career Technical Education Incentive Grant Program	6387	8590	0.00	0.00	0.00	0.00	0.00	0.0%
Specialized Secondary	7370	8590	0.00	0.00	0.00	0.00	0.00	0.0%
All Other State Revenue	All Other	8590	472,152.00	472,152.00	654,270.00	515,230.38	43,078.38	9.1%
<b>TOTAL, OTHER STATE REVENUE</b>			<b>753,823.58</b>	<b>753,823.58</b>	<b>716,753.16</b>	<b>876,175.86</b>	<b>122,352.28</b>	<b>16.2%</b>
<b>OTHER LOCAL REVENUE</b>								
Sales								
Sale of Equipment/Supplies		8631	0.00	0.00	0.00	0.00	0.00	0.0%
Sale of Publications		8632	0.00	0.00	0.00	0.00	0.00	0.0%
Food Service Sales		8634	0.00	0.00	0.00	0.00	0.00	0.0%
All Other Sales		8639	0.00	0.00	0.00	0.00	0.00	0.0%
Leases and Rentals		8650	0.00	0.00	0.00	0.00	0.00	0.0%
Interest		8660	10,000.00	10,000.00	5,877.26	10,000.00	0.00	0.0%
Net Increase (Decrease) in the Fair Value of Investments		8662	0.00	0.00	0.00	0.00	0.00	0.0%
Fees and Contracts								
Child Development Parent Fees		8673	0.00	0.00	0.00	0.00	0.00	0.0%
Transportation Fees From Individuals		8675	0.00	0.00	0.00	0.00	0.00	0.0%
Interagency Services		8677	396,599.73	396,599.73	289,051.60	445,316.47	48,716.74	12.3%
All Other Fees and Contracts		8689	0.00	0.00	0.00	0.00	0.00	0.0%
Other Local Revenue								
All Other Local Revenue		8699	14,775.94	14,775.94	67,551.53	83,501.22	68,725.28	465.1%
Tuition		8710	0.00	0.00	0.00	0.00	0.00	0.0%
All Other Transfers In		8781-8783	0.00	0.00	0.00	0.00	0.00	0.0%
Transfers of Apportionments								
Special Education SELPA Transfers From Districts or Charter Schools	6500	8791	0.00	0.00	0.00	0.00	0.00	0.0%
From County Offices	6500	8792	0.00	0.00	0.00	0.00	0.00	0.0%
From JPAs	6500	8793	0.00	0.00	0.00	0.00	0.00	0.0%
Other Transfers of Apportionments From Districts or Charter Schools	All Other	8791	0.00	0.00	0.00	0.00	0.00	0.0%
From County Offices	All Other	8792	0.00	0.00	0.00	0.00	0.00	0.0%
From JPAs	All Other	8793	0.00	0.00	0.00	0.00	0.00	0.0%
All Other Transfers In from All Others		8799	0.00	0.00	0.00	0.00	0.00	0.0%
<b>TOTAL, OTHER LOCAL REVENUE</b>			<b>421,375.67</b>	<b>421,375.67</b>	<b>362,480.39</b>	<b>538,817.69</b>	<b>117,442.02</b>	<b>27.9%</b>
<b>TOTAL, REVENUES</b>			<b>8,541,596.60</b>	<b>8,541,596.60</b>	<b>5,800,601.23</b>	<b>10,140,629.54</b>		

Description	Resource Codes	Object Codes	Original Budget (A)	Board Approved Operating Budget (B)	Actuals To Date (C)	Projected Year Totals (D)	Difference (Col B & D) (E)	% Diff Column B & D (F)
<b>CERTIFICATED SALARIES</b>								
Certificated Teachers' Salaries		1100	2,466,209.00	2,466,209.00	1,499,609.44	2,731,476.43	(265,267.43)	-10.8%
Certificated Pupil Support Salaries		1200	175,308.09	175,308.09	76,020.67	151,585.78	23,722.31	13.5%
Certificated Supervisors' and Administrators' Salaries		1300	498,610.39	498,610.39	285,243.87	479,111.50	19,498.89	3.9%
Other Certificated Salaries		1900	0.00	0.00	0.00	0.00	0.00	0.0%
<b>TOTAL, CERTIFICATED SALARIES</b>			<b>3,140,127.48</b>	<b>3,140,127.48</b>	<b>1,860,873.98</b>	<b>3,362,173.71</b>	<b>(222,046.23)</b>	<b>-7.1%</b>
<b>CLASSIFIED SALARIES</b>								
Classified Instructional Salaries		2100	607,355.00	607,355.00	297,654.03	615,885.39	(8,530.39)	-1.4%
Classified Support Salaries		2200	108,776.25	108,776.25	61,260.51	108,333.78	442.47	0.4%
Classified Supervisors' and Administrators' Salaries		2300	0.00	0.00	3,097.51	3,097.51	(3,097.51)	New
Clerical, Technical and Office Salaries		2400	194,109.80	194,109.80	118,770.74	203,072.41	(8,962.61)	-4.6%
Other Classified Salaries		2900	272,049.21	272,049.21	217,697.73	411,725.66	(139,676.45)	-51.3%
<b>TOTAL, CLASSIFIED SALARIES</b>			<b>1,182,290.26</b>	<b>1,182,290.26</b>	<b>698,480.52</b>	<b>1,342,114.75</b>	<b>(159,824.49)</b>	<b>-13.5%</b>
<b>EMPLOYEE BENEFITS</b>								
STRS		3101-3102	531,309.57	531,309.57	299,204.73	553,224.63	(21,915.06)	-4.1%
PERS		3201-3202	270,862.71	270,862.71	147,714.79	295,171.40	(24,308.69)	-9.0%
OASDI/Medicare/Alternative		3301-3302	135,977.05	135,977.05	79,905.19	150,912.04	(14,934.99)	-11.0%
Health and Welfare Benefits		3401-3402	353,643.11	353,643.11	189,659.08	343,867.07	9,776.04	2.8%
Unemployment Insurance		3501-3502	53,165.74	53,165.74	12,601.36	23,326.01	29,839.73	56.1%
Workers' Compensation		3601-3602	50,819.68	50,819.68	33,595.05	49,613.80	1,205.88	2.4%
OPEB, Allocated		3701-3702	0.00	0.00	0.00	0.00	0.00	0.0%
OPEB, Active Employees		3751-3752	0.00	0.00	0.00	0.00	0.00	0.0%
Other Employee Benefits		3901-3902	0.00	0.00	(4,928.95)	(4,928.94)	4,928.94	New
<b>TOTAL, EMPLOYEE BENEFITS</b>			<b>1,395,777.86</b>	<b>1,395,777.86</b>	<b>757,751.25</b>	<b>1,411,186.01</b>	<b>(15,408.15)</b>	<b>-1.1%</b>
<b>BOOKS AND SUPPLIES</b>								
Approved Textbooks and Core Curricula Materials		4100	27,755.00	27,755.00	326,454.79	353,841.13	(326,086.13)	-1174.9%
Books and Other Reference Materials		4200	4,000.00	4,000.00	4,227.92	4,250.00	(250.00)	-6.3%
Materials and Supplies		4300	107,812.20	107,812.20	86,507.04	193,190.20	(85,378.00)	-79.2%
Noncapitalized Equipment		4400	15,648.00	15,648.00	44,110.33	58,132.35	(42,484.35)	-271.5%
Food		4700	449,382.62	449,382.62	146,100.54	291,622.54	157,760.08	35.1%
<b>TOTAL, BOOKS AND SUPPLIES</b>			<b>604,597.82</b>	<b>604,597.82</b>	<b>607,400.62</b>	<b>901,036.22</b>	<b>(296,438.40)</b>	<b>-49.0%</b>
<b>SERVICES AND OTHER OPERATING EXPENSES</b>								
Subagreements for Services		5100	0.00	0.00	0.00	0.00	0.00	0.0%
Travel and Conferences		5200	5,000.00	5,000.00	1,455.51	26,600.00	(21,600.00)	-432.0%
Dues and Memberships		5300	8,209.71	8,209.71	10,725.94	8,294.74	(85.03)	-1.0%
Insurance		5400-5450	0.00	0.00	0.00	0.00	0.00	0.0%
Operations and Housekeeping Services		5500	312,678.56	312,678.56	98,729.07	335,635.47	(22,956.91)	-7.3%
Rentals, Leases, Repairs, and Noncapitalized Improvements		5600	71,204.52	71,204.52	60,533.15	94,024.94	(22,820.42)	-32.0%
Transfers of Direct Costs		5710	0.00	0.00	0.00	0.00	0.00	0.0%
Transfers of Direct Costs - Interfund		5750	0.00	0.00	0.00	0.00	0.00	0.0%
Professional/Consulting Services and Operating Expenditures		5800	1,620,938.44	1,620,938.44	1,225,721.72	2,544,450.42	(923,511.98)	-57.0%
Communications		5900	33,597.92	33,597.92	38,126.86	94,649.60	(61,051.68)	-181.7%
<b>TOTAL, SERVICES AND OTHER OPERATING EXPENSES</b>			<b>2,051,629.15</b>	<b>2,051,629.15</b>	<b>1,435,292.25</b>	<b>3,103,655.17</b>	<b>(1,052,026.02)</b>	<b>-51.3%</b>

Description	Resource Codes	Object Codes	Original Budget (A)	Board Approved Operating Budget (B)	Actuals To Date (C)	Projected Year Totals (D)	Difference (Col B & D) (E)	% Diff Column B & D (F)
<b>DEPRECIATION AND AMORTIZATION</b>								
Depreciation Expense		6900	88,204.74	88,204.74	58,770.70	113,927.66	(25,722.92)	-29.2%
Amortization Expense-Lease Assets		6910	0.00	0.00	0.00	0.00	0.00	0.0%
<b>TOTAL, DEPRECIATION AND AMORTIZATION</b>			88,204.74	88,204.74	58,770.70	113,927.66	(25,722.92)	-29.2%
<b>OTHER OUTGO (excluding Transfers of Indirect Costs)</b>								
Tuition								
Tuition for Instruction Under Interdistrict Attendance Agreements		7110	0.00	0.00	0.00	0.00	0.00	0.0%
Tuition, Excess Costs, and/or Deficit Payments								
Payments to Districts or Charter Schools		7141	0.00	0.00	0.00	0.00	0.00	0.0%
Payments to County Offices		7142	0.00	0.00	0.00	0.00	0.00	0.0%
Payments to JPAs		7143	0.00	0.00	0.00	0.00	0.00	0.0%
Other Transfers Out								
All Other Transfers		7281-7283	0.00	0.00	0.00	0.00	0.00	0.0%
All Other Transfers Out to All Others		7299	0.00	0.00	0.00	0.00	0.00	0.0%
Debt Service								
Debt Service - Interest		7438	0.00	0.00	0.00	0.00	0.00	0.0%
<b>TOTAL, OTHER OUTGO (excluding Transfers of Indirect Costs)</b>			0.00	0.00	0.00	0.00	0.00	0.0%
<b>OTHER OUTGO - TRANSFERS OF INDIRECT COSTS</b>								
Transfers of Indirect Costs		7310	0.00	0.00	0.00	0.00	0.00	0.0%
Transfers of Indirect Costs - Interfund		7350	0.00	0.00	0.00	0.00	0.00	0.0%
<b>TOTAL, OTHER OUTGO - TRANSFERS OF INDIRECT COSTS</b>			0.00	0.00	0.00	0.00	0.00	0.0%
<b>TOTAL, EXPENSES</b>			8,462,627.31	8,462,627.31	5,418,569.32	10,234,093.52		



Description	Resource Codes	Object Codes	Original Budget (A)	Board Approved Operating Budget (B)	Actuals To Date (C)	Projected Year Totals (D)	Difference (Col B & D) (E)	% Diff Column B & D (F)
<b>INTERFUND TRANSFERS</b>								
<b>INTERFUND TRANSFERS IN</b>								
Other Authorized Interfund Transfers In		8919	0.00	0.00	0.00	0.00	0.00	0.0%
<b>(a) TOTAL, INTERFUND TRANSFERS IN</b>			0.00	0.00	0.00	0.00	0.00	0.0%
<b>INTERFUND TRANSFERS OUT</b>								
Other Authorized Interfund Transfers Out		7619	0.00	0.00	0.00	0.00	0.00	0.0%
<b>(b) TOTAL, INTERFUND TRANSFERS OUT</b>			0.00	0.00	0.00	0.00	0.00	0.0%
<b>OTHER SOURCES/USES</b>								
<b>SOURCES</b>								
Other Sources								
Transfers from Funds of Lapsed/Reorganized LEAs		8965	0.00	0.00	0.00	0.00	0.00	0.0%
All Other Financing Sources		8979	0.00	0.00	0.00	0.00	0.00	0.0%
<b>(c) TOTAL, SOURCES</b>			0.00	0.00	0.00	0.00	0.00	0.0%
<b>USES</b>								
Transfers of Funds from Lapsed/Reorganized LEAs		7651	0.00	0.00	0.00	0.00	0.00	0.0%
All Other Financing Uses		7699	0.00	0.00	0.00	0.00	0.00	0.0%
<b>(d) TOTAL, USES</b>			0.00	0.00	0.00	0.00	0.00	0.0%
<b>CONTRIBUTIONS</b>								
Contributions from Unrestricted Revenues		8980	(0.01)	(0.01)	0.00	(0.01)	0.00	0.0%
Contributions from Restricted Revenues		8990	0.00	0.00	0.00	0.00	0.00	0.0%
<b>(e) TOTAL, CONTRIBUTIONS</b>			(0.01)	(0.01)	0.00	(0.01)	0.00	0.0%
<b>TOTAL, OTHER FINANCING SOURCES/USES</b> (a - b + c - d + e)			(0.01)	(0.01)	0.00	(0.01)		

Camino Nuevo Charter Academy #4  
Los Angeles Unified  
Los Angeles County

Second Interim  
Charter Schools Enterprise Fund  
Exhibit: Restricted Net Position Detail

19 64733 0124826  
Form 62I

<b>Resource</b>	<b>Description</b>	<b>2021/22 Projected Year Totals</b>
	Total, Restricted Net Position	<u>0.00</u>

Description	Resource Codes	Object Codes	Original Budget (A)	Board Approved Operating Budget (B)	Actuals To Date (C)	Projected Year Totals (D)	Difference (Col B & D) (E)	% Diff Column B & D (F)
<b>A. REVENUES</b>								
1) LCFF Sources		8010-8099	6,513,796.29	6,513,796.29	3,312,794.00	6,317,690.91	(196,105.38)	-3.0%
2) Federal Revenue		8100-8299	595,180.51	595,180.51	573,111.07	1,715,762.84	1,120,582.33	188.3%
3) Other State Revenue		8300-8599	816,322.60	816,322.60	374,959.41	793,018.79	(23,303.81)	-2.9%
4) Other Local Revenue		8600-8799	363,203.72	363,203.72	236,335.38	432,271.45	69,067.73	19.0%
5) TOTAL, REVENUES			8,288,503.12	8,288,503.12	4,497,199.86	9,258,743.99		
<b>B. EXPENSES</b>								
1) Certificated Salaries		1000-1999	2,998,488.16	2,998,488.16	1,561,583.18	2,935,981.57	62,506.59	2.1%
2) Classified Salaries		2000-2999	786,361.62	786,361.62	473,187.52	886,936.93	(100,575.31)	-12.8%
3) Employee Benefits		3000-3999	1,196,178.34	1,196,178.34	623,417.36	1,164,714.09	31,464.25	2.6%
4) Books and Supplies		4000-4999	495,072.79	495,072.79	235,915.09	623,729.18	(128,656.39)	-26.0%
5) Services and Other Operating Expenses		5000-5999	2,448,083.19	2,448,083.19	1,568,940.51	3,456,761.30	(1,008,678.11)	-41.2%
6) Depreciation and Amortization		6000-6999	107,139.51	107,139.51	91,556.30	162,400.91	(55,261.40)	-51.6%
7) Other Outgo (excluding Transfers of Indirect Costs)		7100-7299, 7400-7499	0.00	0.00	0.00	0.00	0.00	0.0%
8) Other Outgo - Transfers of Indirect Costs		7300-7399	0.00	0.00	0.00	0.00	0.00	0.0%
9) TOTAL, EXPENSES			8,031,323.61	8,031,323.61	4,554,599.96	9,230,523.98		
<b>C. EXCESS (DEFICIENCY) OF REVENUES OVER EXPENSES BEFORE OTHER FINANCING SOURCES AND USES (A5 - B9)</b>								
			257,179.51	257,179.51	(57,400.10)	28,220.01		
<b>D. OTHER FINANCING SOURCES/USES</b>								
1) Interfund Transfers								
a) Transfers In		8900-8929	0.00	0.00	0.00	0.00	0.00	0.0%
b) Transfers Out		7600-7629	0.00	0.00	0.00	0.00	0.00	0.0%
2) Other Sources/Uses								
a) Sources		8930-8979	0.00	0.00	0.00	0.00	0.00	0.0%
b) Uses		7630-7699	0.00	0.00	0.00	0.00	0.00	0.0%
3) Contributions		8980-8999	0.00	0.00	0.00	0.00	0.00	0.0%
4) TOTAL, OTHER FINANCING SOURCES/USES			0.00	0.00	0.00	0.00		

Description	Resource Codes	Object Codes	Original Budget (A)	Board Approved Operating Budget (B)	Actuals To Date (C)	Projected Year Totals (D)	Difference (Col B & D) (E)	% Diff Column B & D (F)
<b>E. NET INCREASE (DECREASE) IN NET POSITION (C + D4)</b>			257,179.51	257,179.51	(57,400.10)	28,220.01		
<b>F. NET POSITION</b>								
1) Beginning Net Position								
a) As of July 1 - Unaudited		9791	3,001,863.39	3,001,863.39		3,398,387.57	396,524.18	13.2%
b) Audit Adjustments		9793	0.00	0.00		0.00	0.00	0.0%
c) As of July 1 - Audited (F1a + F1b)			3,001,863.39	3,001,863.39		3,398,387.57		
d) Other Restatements		9795	210,821.06	210,821.06		456,624.46	245,803.40	116.6%
e) Adjusted Beginning Net Position (F1c + F1d)			3,212,684.45	3,212,684.45		3,855,012.03		
2) Ending Net Position, June 30 (E + F1e)			3,469,863.96	3,469,863.96		3,883,232.04		
Components of Ending Net Position								
a) Net Investment in Capital Assets		9796	960,636.09	960,636.09		1,171,363.64		
b) Restricted Net Position		9797	0.00	0.00		0.00		
c) Unrestricted Net Position			2,509,227.87	2,509,227.87		2,711,868.40		

Description	Resource Codes	Object Codes	Original Budget (A)	Board Approved Operating Budget (B)	Actuals To Date (C)	Projected Year Totals (D)	Difference (Col B & D) (E)	% Diff Column B & D (F)
<b>LCFF SOURCES</b>								
Principal Apportionment								
State Aid - Current Year		8011	5,044,023.51	5,044,023.51	2,543,774.00	4,898,933.77	(145,089.74)	-2.9%
Education Protection Account State Aid - Current Year		8012	96,520.00	96,520.00	42,695.00	90,566.00	(5,954.00)	-6.2%
State Aid - Prior Years		8019	0.00	0.00	0.00	0.00	0.00	0.0%
<b>LCFF Transfers</b>								
Unrestricted LCFF Transfers - Current Year	0000	8091	0.00	0.00	0.00	0.00	0.00	0.0%
All Other LCFF Transfers - Current Year	All Other	8091	0.00	0.00	0.00	0.00	0.00	0.0%
Transfers to Charter Schools in Lieu of Property Taxes		8096	1,373,252.78	1,373,252.78	726,325.00	1,328,191.14	(45,061.64)	-3.3%
Property Taxes Transfers		8097	0.00	0.00	0.00	0.00	0.00	0.0%
LCFF/Revenue Limit Transfers - Prior Years		8099	0.00	0.00	0.00	0.00	0.00	0.0%
<b>TOTAL, LCFF SOURCES</b>			<b>6,513,796.29</b>	<b>6,513,796.29</b>	<b>3,312,794.00</b>	<b>6,317,690.91</b>	<b>(196,105.38)</b>	<b>-3.0%</b>
<b>FEDERAL REVENUE</b>								
Maintenance and Operations		8110	0.00	0.00	0.00	0.00	0.00	0.0%
Special Education Entitlement		8181	0.00	0.00	0.00	0.00	0.00	0.0%
Special Education Discretionary Grants		8182	0.00	0.00	0.00	0.00	0.00	0.0%
Child Nutrition Programs		8220	224,522.60	224,522.60	9,966.09	203,199.30	(21,323.30)	-9.5%
Donated Food Commodities		8221	0.00	0.00	0.00	0.00	0.00	0.0%
Interagency Contracts Between LEAs		8285	128,998.98	128,998.98	66,192.00	125,646.74	(3,352.24)	-2.6%
Title I, Part A, Basic	3010	8290	182,908.71	182,908.71	103,594.00	198,346.00	15,437.29	8.4%
Title I, Part D, Local Delinquent Programs	3025	8290	0.00	0.00	0.00	0.00	0.00	0.0%
Title II, Part A, Supporting Effective Instruction	4035	8290	20,262.73	20,262.73	5,504.00	20,512.46	249.73	1.2%
Title III, Part A, Immigrant Student Program	4201	8290	0.00	0.00	0.00	0.00	0.00	0.0%
Title III, Part A, English Learner Program	4203	8290	10,753.60	10,753.60	0.00	10,753.60	0.00	0.0%
Public Charter Schools Grant Program (PCSGP)	4610	8290	0.00	0.00	0.00	0.00	0.00	0.0%
Other NCLB / Every Student Succeeds Act	3040, 3045, 3060, 3061, 3150, 3155, 3180, 3182, 4037, 4124, 4126, 4127, 4128, 5630	8290	14,019.49	14,019.49	12,277.00	14,320.26	300.77	2.1%
Career and Technical Education	3500-3599	8290	0.00	0.00	0.00	0.00	0.00	0.0%
All Other Federal Revenue	All Other	8290	13,714.40	13,714.40	375,577.98	1,142,984.48	1,129,270.08	8234.2%
<b>TOTAL, FEDERAL REVENUE</b>			<b>595,180.51</b>	<b>595,180.51</b>	<b>573,111.07</b>	<b>1,715,762.84</b>	<b>1,120,582.33</b>	<b>188.3%</b>
<b>OTHER STATE REVENUE</b>								
Other State Apportionments								
Special Education Master Plan Current Year	6500	8311	0.00	0.00	0.00	0.00	0.00	0.0%
Prior Years	6500	8319	0.00	0.00	0.00	0.00	0.00	0.0%
All Other State Apportionments - Current Year	All Other	8311	0.00	0.00	0.00	0.00	0.00	0.0%
All Other State Apportionments - Prior Years	All Other	8319	0.00	0.00	0.00	0.00	0.00	0.0%
Child Nutrition Programs		8520	17,434.96	17,434.96	2,082.39	13,068.23	(4,366.73)	-25.0%
Mandated Costs Reimbursements		8550	20,425.29	20,425.29	20,425.00	20,425.00	(0.29)	0.0%
Lottery - Unrestricted and Instructional Materials		8560	96,037.40	96,037.40	33,552.88	106,592.55	10,555.15	11.0%
After School Education and Safety (ASES)	6010	8590	0.00	0.00	0.00	0.00	0.00	0.0%

Description	Resource Codes	Object Codes	Original Budget (A)	Board Approved Operating Budget (B)	Actuals To Date (C)	Projected Year Totals (D)	Difference (Col B & D) (E)	% Diff Column B & D (F)
Charter School Facility Grant	6030	8590	299,925.95	299,925.95	34,564.14	334,490.09	34,564.14	11.5%
Drug/Alcohol/Tobacco Funds	6690, 6695	8590	0.00	0.00	0.00	0.00	0.00	0.0%
California Clean Energy Jobs Act	6230	8590	0.00	0.00	0.00	0.00	0.00	0.0%
Career Technical Education Incentive Grant Program	6387	8590	0.00	0.00	0.00	0.00	0.00	0.0%
Specialized Secondary	7370	8590	0.00	0.00	0.00	0.00	0.00	0.0%
All Other State Revenue	All Other	8590	382,499.00	382,499.00	284,335.00	318,442.92	(64,056.08)	-16.7%
<b>TOTAL, OTHER STATE REVENUE</b>			<b>816,322.60</b>	<b>816,322.60</b>	<b>374,959.41</b>	<b>793,018.79</b>	<b>(23,303.81)</b>	<b>-2.9%</b>
<b>OTHER LOCAL REVENUE</b>								
Sales								
Sale of Equipment/Supplies		8631	0.00	0.00	0.00	0.00	0.00	0.0%
Sale of Publications		8632	0.00	0.00	0.00	0.00	0.00	0.0%
Food Service Sales		8634	0.00	0.00	0.00	0.00	0.00	0.0%
All Other Sales		8639	0.00	0.00	0.00	0.00	0.00	0.0%
Leases and Rentals		8650	0.00	0.00	0.00	0.00	0.00	0.0%
Interest		8660	14,000.00	14,000.00	5,708.20	14,000.00	0.00	0.0%
Net Increase (Decrease) in the Fair Value of Investments		8662	0.00	0.00	0.00	0.00	0.00	0.0%
Fees and Contracts								
Child Development Parent Fees		8673	0.00	0.00	0.00	0.00	0.00	0.0%
Transportation Fees From Individuals		8675	0.00	0.00	0.00	0.00	0.00	0.0%
Interagency Services		8677	332,463.14	332,463.14	215,011.58	383,344.72	50,881.58	15.3%
All Other Fees and Contracts		8689	0.00	0.00	0.00	0.00	0.00	0.0%
Other Local Revenue								
All Other Local Revenue		8699	16,740.58	16,740.58	15,615.60	34,926.73	18,186.15	108.6%
Tuition		8710	0.00	0.00	0.00	0.00	0.00	0.0%
All Other Transfers In		8781-8783	0.00	0.00	0.00	0.00	0.00	0.0%
Transfers of Apportionments								
Special Education SELPA Transfers From Districts or Charter Schools	6500	8791	0.00	0.00	0.00	0.00	0.00	0.0%
From County Offices	6500	8792	0.00	0.00	0.00	0.00	0.00	0.0%
From JPAs	6500	8793	0.00	0.00	0.00	0.00	0.00	0.0%
Other Transfers of Apportionments From Districts or Charter Schools	All Other	8791	0.00	0.00	0.00	0.00	0.00	0.0%
From County Offices	All Other	8792	0.00	0.00	0.00	0.00	0.00	0.0%
From JPAs	All Other	8793	0.00	0.00	0.00	0.00	0.00	0.0%
All Other Transfers In from All Others		8799	0.00	0.00	0.00	0.00	0.00	0.0%
<b>TOTAL, OTHER LOCAL REVENUE</b>			<b>363,203.72</b>	<b>363,203.72</b>	<b>236,335.38</b>	<b>432,271.45</b>	<b>69,067.73</b>	<b>19.0%</b>
<b>TOTAL, REVENUES</b>			<b>8,288,503.12</b>	<b>8,288,503.12</b>	<b>4,497,199.86</b>	<b>9,258,743.99</b>		

Description	Resource Codes	Object Codes	Original Budget (A)	Board Approved Operating Budget (B)	Actuals To Date (C)	Projected Year Totals (D)	Difference (Col B & D) (E)	% Diff Column B & D (F)
<b>CERTIFICATED SALARIES</b>								
Certificated Teachers' Salaries		1100	2,192,262.00	2,192,262.00	1,165,293.89	2,203,015.10	(10,753.10)	-0.5%
Certificated Pupil Support Salaries		1200	161,906.43	161,906.43	63,698.39	126,839.24	35,067.19	21.7%
Certificated Supervisors' and Administrators' Salaries		1300	644,319.73	644,319.73	332,590.90	606,127.23	38,192.50	5.9%
Other Certificated Salaries		1900	0.00	0.00	0.00	0.00	0.00	0.0%
<b>TOTAL, CERTIFICATED SALARIES</b>			<b>2,998,488.16</b>	<b>2,998,488.16</b>	<b>1,561,583.18</b>	<b>2,935,981.57</b>	<b>62,506.59</b>	<b>2.1%</b>
<b>CLASSIFIED SALARIES</b>								
Classified Instructional Salaries		2100	309,820.00	309,820.00	97,888.95	218,496.95	91,323.05	29.5%
Classified Support Salaries		2200	80,127.00	80,127.00	47,485.07	86,463.01	(6,336.01)	-7.9%
Classified Supervisors' and Administrators' Salaries		2300	0.00	0.00	20,983.19	45,391.19	(45,391.19)	New
Clerical, Technical and Office Salaries		2400	218,364.85	218,364.85	130,380.03	224,290.95	(5,926.10)	-2.7%
Other Classified Salaries		2900	178,049.77	178,049.77	176,450.28	312,294.83	(134,245.06)	-75.4%
<b>TOTAL, CLASSIFIED SALARIES</b>			<b>786,361.62</b>	<b>786,361.62</b>	<b>473,187.52</b>	<b>886,936.93</b>	<b>(100,575.31)</b>	<b>-12.8%</b>
<b>EMPLOYEE BENEFITS</b>								
STRS		3101-3102	507,344.20	507,344.20	252,726.62	485,274.83	22,069.37	4.3%
PERS		3201-3202	180,155.45	180,155.45	101,541.73	196,331.71	(16,176.26)	-9.0%
OASDI/Medicare/Alternative		3301-3302	103,634.75	103,634.75	59,446.35	111,026.97	(7,392.22)	-7.1%
Health and Welfare Benefits		3401-3402	316,147.15	316,147.15	181,359.84	318,490.61	(2,343.46)	-0.7%
Unemployment Insurance		3501-3502	46,553.65	46,553.65	10,149.01	19,089.79	27,463.86	59.0%
Workers' Compensation		3601-3602	42,343.14	42,343.14	29,416.94	45,723.31	(3,380.17)	-8.0%
OPEB, Allocated		3701-3702	0.00	0.00	0.00	0.00	0.00	0.0%
OPEB, Active Employees		3751-3752	0.00	0.00	0.00	0.00	0.00	0.0%
Other Employee Benefits		3901-3902	0.00	0.00	(11,223.13)	(11,223.13)	11,223.13	New
<b>TOTAL, EMPLOYEE BENEFITS</b>			<b>1,196,178.34</b>	<b>1,196,178.34</b>	<b>623,417.36</b>	<b>1,164,714.09</b>	<b>31,464.25</b>	<b>2.6%</b>
<b>BOOKS AND SUPPLIES</b>								
Approved Textbooks and Core Curricula Materials		4100	31,900.00	31,900.00	6,994.63	54,754.00	(22,854.00)	-71.6%
Books and Other Reference Materials		4200	13,000.00	13,000.00	8,334.87	13,000.00	0.00	0.0%
Materials and Supplies		4300	151,613.50	151,613.50	90,481.54	245,383.50	(93,770.00)	-61.8%
Noncapitalized Equipment		4400	61,898.00	61,898.00	49,714.14	119,289.06	(57,391.06)	-92.7%
Food		4700	236,661.29	236,661.29	80,389.91	191,302.62	45,358.67	19.2%
<b>TOTAL, BOOKS AND SUPPLIES</b>			<b>495,072.79</b>	<b>495,072.79</b>	<b>235,915.09</b>	<b>623,729.18</b>	<b>(128,656.39)</b>	<b>-26.0%</b>
<b>SERVICES AND OTHER OPERATING EXPENSES</b>								
Subagreements for Services		5100	0.00	0.00	0.00	0.00	0.00	0.0%
Travel and Conferences		5200	20,620.00	20,620.00	3,703.00	25,620.00	(5,000.00)	-24.2%
Dues and Memberships		5300	16,500.31	16,500.31	13,157.17	16,940.07	(439.76)	-2.7%
Insurance		5400-5450	3,904.00	3,904.00	3,998.00	3,998.00	(94.00)	-2.4%
Operations and Housekeeping Services		5500	248,524.18	248,524.18	125,462.15	278,937.19	(30,413.01)	-12.2%
Rentals, Leases, Repairs, and Noncapitalized Improvements		5600	658,479.93	658,479.93	440,365.32	722,265.98	(63,786.05)	-9.7%
Transfers of Direct Costs		5710	0.00	0.00	0.00	0.00	0.00	0.0%
Transfers of Direct Costs - Interfund		5750	0.00	0.00	0.00	0.00	0.00	0.0%
Professional/Consulting Services and Operating Expenditures		5800	1,456,573.05	1,456,573.05	936,346.59	2,312,785.21	(856,212.16)	-58.8%
Communications		5900	43,481.72	43,481.72	45,908.28	96,214.85	(52,733.13)	-121.3%
<b>TOTAL, SERVICES AND OTHER OPERATING EXPENSES</b>			<b>2,448,083.19</b>	<b>2,448,083.19</b>	<b>1,568,940.51</b>	<b>3,456,761.30</b>	<b>(1,008,678.11)</b>	<b>-41.2%</b>

Description	Resource Codes	Object Codes	Original Budget (A)	Board Approved Operating Budget (B)	Actuals To Date (C)	Projected Year Totals (D)	Difference (Col B & D) (E)	% Diff Column B & D (F)
<b>DEPRECIATION AND AMORTIZATION</b>								
Depreciation Expense		6900	107,139.51	107,139.51	91,556.30	162,400.91	(55,261.40)	-51.6%
Amortization Expense-Lease Assets		6910	0.00	0.00	0.00	0.00	0.00	0.0%
<b>TOTAL, DEPRECIATION AND AMORTIZATION</b>			107,139.51	107,139.51	91,556.30	162,400.91	(55,261.40)	-51.6%
<b>OTHER OUTGO (excluding Transfers of Indirect Costs)</b>								
Tuition								
Tuition for Instruction Under Interdistrict Attendance Agreements		7110	0.00	0.00	0.00	0.00	0.00	0.0%
Tuition, Excess Costs, and/or Deficit Payments								
Payments to Districts or Charter Schools		7141	0.00	0.00	0.00	0.00	0.00	0.0%
Payments to County Offices		7142	0.00	0.00	0.00	0.00	0.00	0.0%
Payments to JPAs		7143	0.00	0.00	0.00	0.00	0.00	0.0%
Other Transfers Out								
All Other Transfers		7281-7283	0.00	0.00	0.00	0.00	0.00	0.0%
All Other Transfers Out to All Others		7299	0.00	0.00	0.00	0.00	0.00	0.0%
Debt Service								
Debt Service - Interest		7438	0.00	0.00	0.00	0.00	0.00	0.0%
<b>TOTAL, OTHER OUTGO (excluding Transfers of Indirect Costs)</b>			0.00	0.00	0.00	0.00	0.00	0.0%
<b>OTHER OUTGO - TRANSFERS OF INDIRECT COSTS</b>								
Transfers of Indirect Costs		7310	0.00	0.00	0.00	0.00	0.00	0.0%
Transfers of Indirect Costs - Interfund		7350	0.00	0.00	0.00	0.00	0.00	0.0%
<b>TOTAL, OTHER OUTGO - TRANSFERS OF INDIRECT COSTS</b>			0.00	0.00	0.00	0.00	0.00	0.0%
<b>TOTAL, EXPENSES</b>			8,031,323.61	8,031,323.61	4,554,599.96	9,230,523.98		



Description	Resource Codes	Object Codes	Original Budget (A)	Board Approved Operating Budget (B)	Actuals To Date (C)	Projected Year Totals (D)	Difference (Col B & D) (E)	% Diff Column B & D (F)
<b>INTERFUND TRANSFERS</b>								
<b>INTERFUND TRANSFERS IN</b>								
Other Authorized Interfund Transfers In		8919	0.00	0.00	0.00	0.00	0.00	0.0%
<b>(a) TOTAL, INTERFUND TRANSFERS IN</b>			0.00	0.00	0.00	0.00	0.00	0.0%
<b>INTERFUND TRANSFERS OUT</b>								
Other Authorized Interfund Transfers Out		7619	0.00	0.00	0.00	0.00	0.00	0.0%
<b>(b) TOTAL, INTERFUND TRANSFERS OUT</b>			0.00	0.00	0.00	0.00	0.00	0.0%
<b>OTHER SOURCES/USES</b>								
<b>SOURCES</b>								
Other Sources								
Transfers from Funds of Lapsed/Reorganized LEAs		8965	0.00	0.00	0.00	0.00	0.00	0.0%
All Other Financing Sources		8979	0.00	0.00	0.00	0.00	0.00	0.0%
<b>(c) TOTAL, SOURCES</b>			0.00	0.00	0.00	0.00	0.00	0.0%
<b>USES</b>								
Transfers of Funds from Lapsed/Reorganized LEAs		7651	0.00	0.00	0.00	0.00	0.00	0.0%
All Other Financing Uses		7699	0.00	0.00	0.00	0.00	0.00	0.0%
<b>(d) TOTAL, USES</b>			0.00	0.00	0.00	0.00	0.00	0.0%
<b>CONTRIBUTIONS</b>								
Contributions from Unrestricted Revenues		8980	0.00	0.00	0.00	0.00	0.00	0.0%
Contributions from Restricted Revenues		8990	0.00	0.00	0.00	0.00	0.00	0.0%
<b>(e) TOTAL, CONTRIBUTIONS</b>			0.00	0.00	0.00	0.00	0.00	0.0%
<b>TOTAL, OTHER FINANCING SOURCES/USES</b> (a - b + c - d + e)			0.00	0.00	0.00	0.00		

Camino Nuevo High #2  
Los Angeles Unified  
Los Angeles County

Second Interim  
Charter Schools Enterprise Fund  
Exhibit: Restricted Net Position Detail

19 64733 0127910  
Form 62I

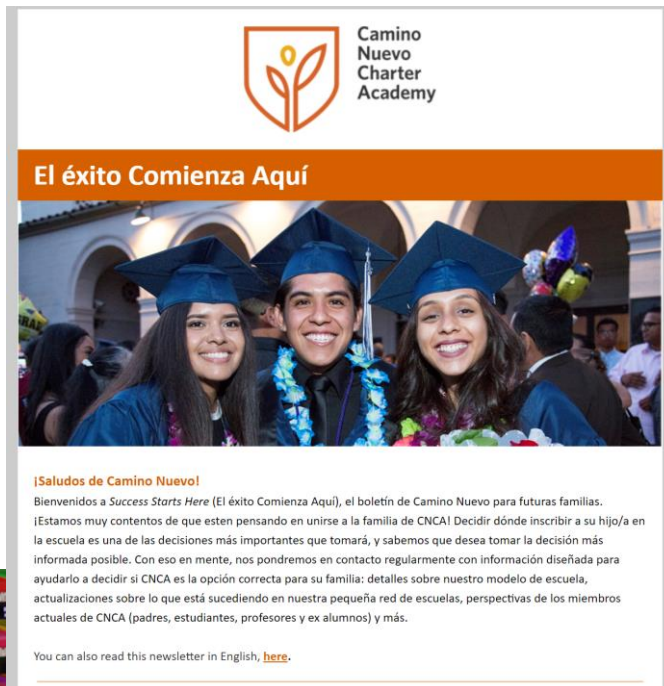
<b>Resource</b>	<b>Description</b>	<b>2021/22 Projected Year Totals</b>
	Total, Restricted Net Position	<u>0.00</u>

# Cover Sheet

## Tk Expansion & Enrollment Update

**Section:** VIII. Finance Committee Update  
**Item:** A. Tk Expansion & Enrollment Update  
**Purpose:** Discuss  
**Submitted by:**  
**Related Material:** TK Planning (1).xlsx  
Enrollment Updated PPT.pdf

# Snapshot of Current Tactics



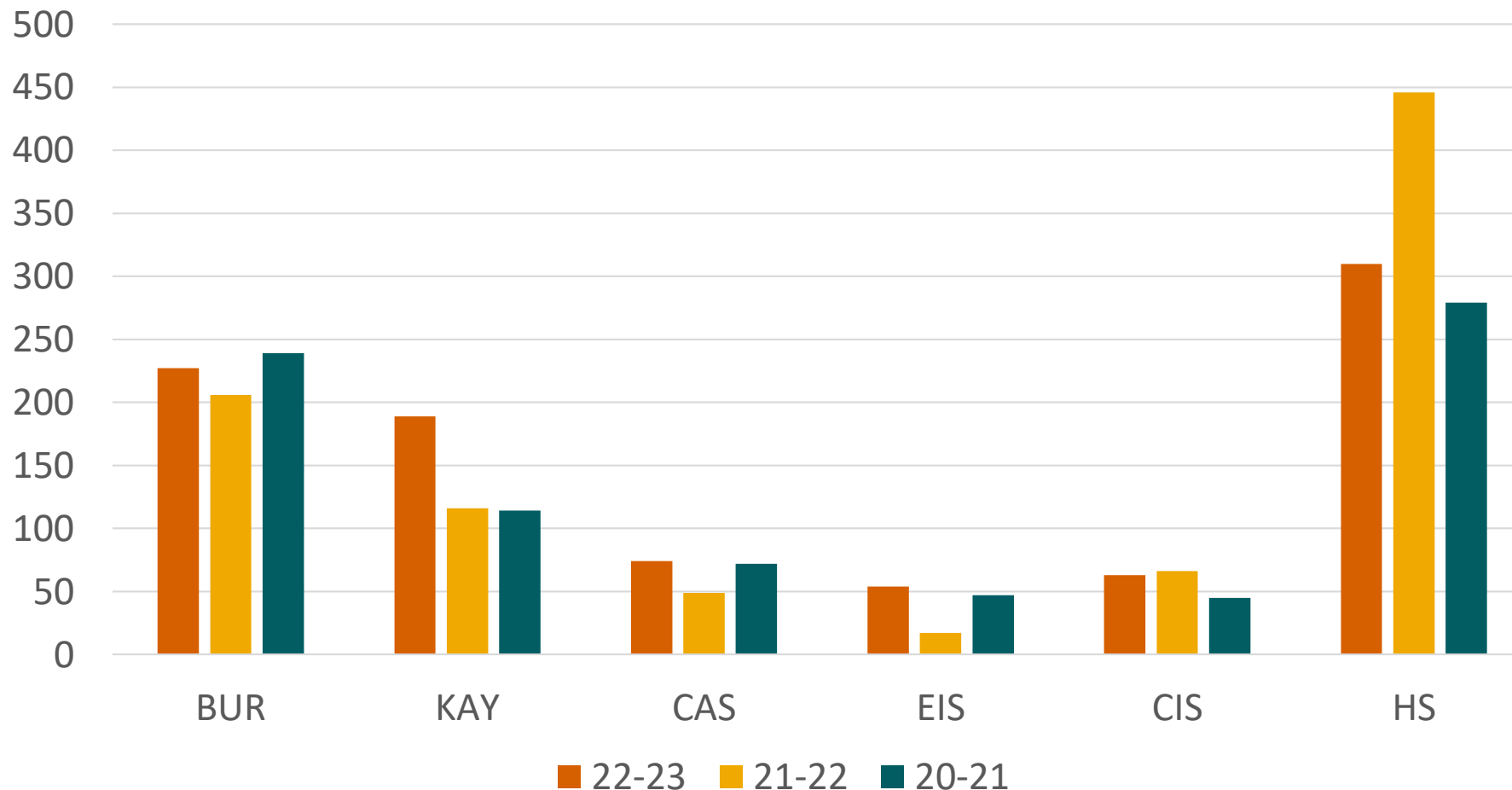
- Strategic (and Personalized) Communication
  - *Success Starts Here* (2)
  - Virtual Events (+10)
- CNCA Parent Community Leaders (3)
  - Growing Enrollment
  - Adding to the Sense of Belonging
  - Mentoring / Welcoming New Families
- LACFEPS Collaboration
  - 2 In-person recruitment fairs
  - Retention Dashboard Development
  - Recruitment and Retention Think Tank

# CNCA Network | Application History Submitted by Feb. 23

As of February 23	22-23	21-22	20-21	now compared 2 yr
ALL CNCA	917	900	796	up by around 15%
TK	78	42	48	up 62%
Kinder	224	203	213	up slightly (5%)
TK-8th	607	454	517	up 17%
6th to 8th	172	80	121	up around 42%
9th	283	266	271	up slightly (4%)

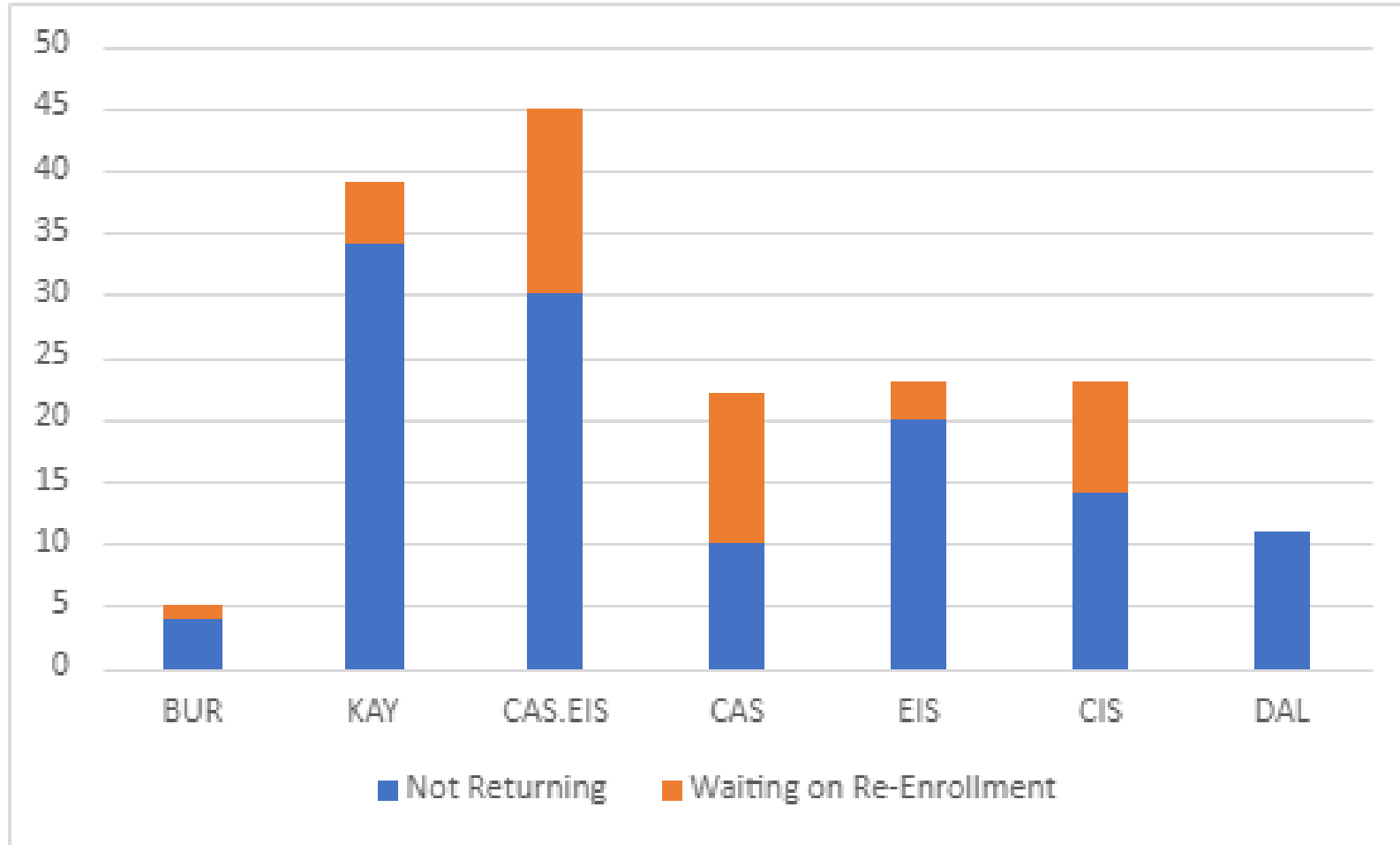
- CELEBRATE!
  - We are continuing to increase our applications. Interest is high, but we have to continue to monitor yield.
- CAUTION
  - We have more seats to fill this year than we did last year. We need to continue to retain students AND increase applications to meet targets

# CNCA Network | Applications Submitted by School – 3 year (2/23)

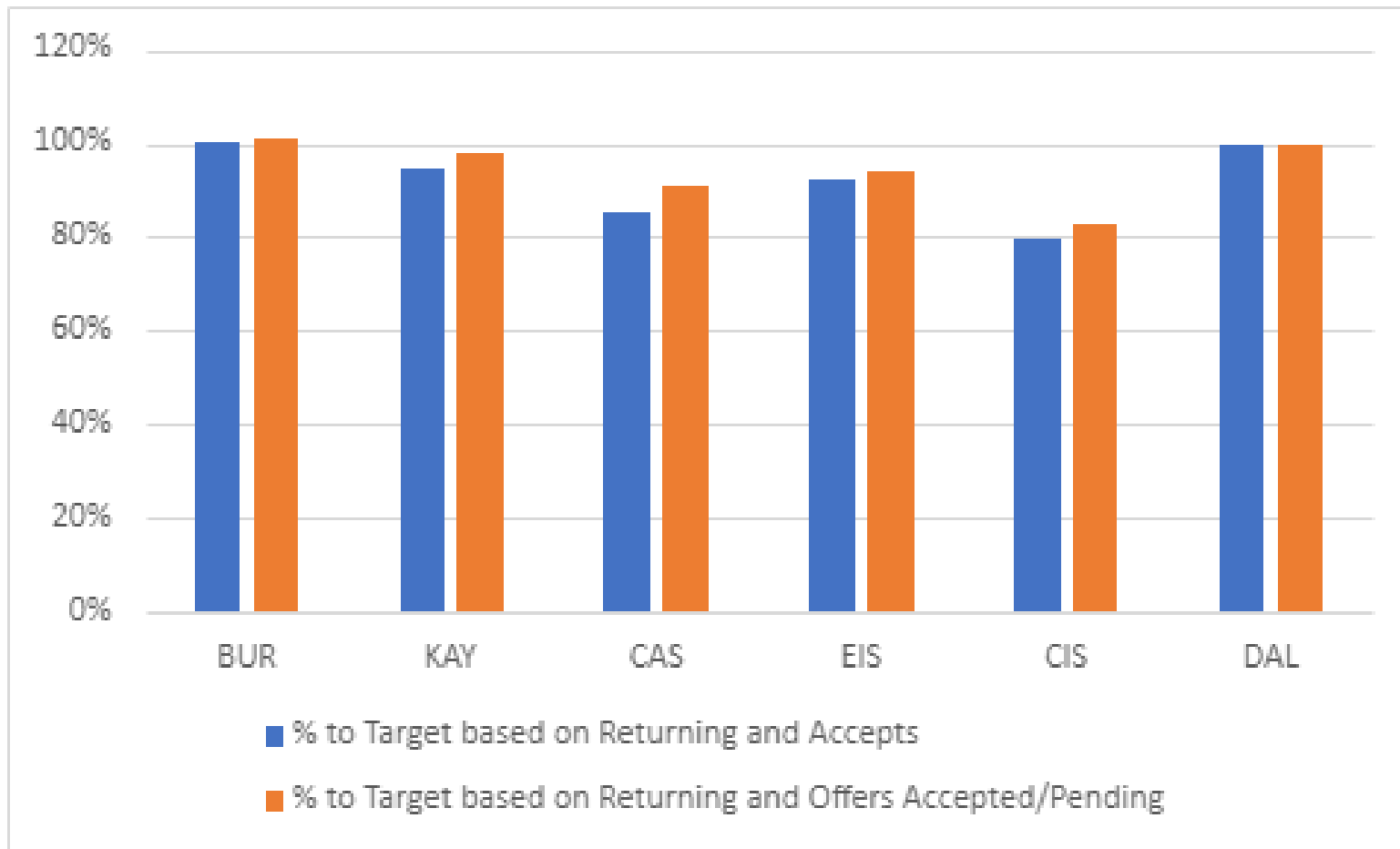


- BUR – dipped slight in applications
- KAY – significant increase in applications
- CAS.EIS – slightly higher, but has more seats to fill
- CIS – same as last year, slightly higher than the year before
- DAL- higher 9<sup>th</sup> grade applications than the last 2 years (including MIR)

# CNCA Network | Potential Attrition for 22-23 as of Feb. 23



# CNCA Network | Percentage Toward Meeting Enrollment Goals as of 2/26

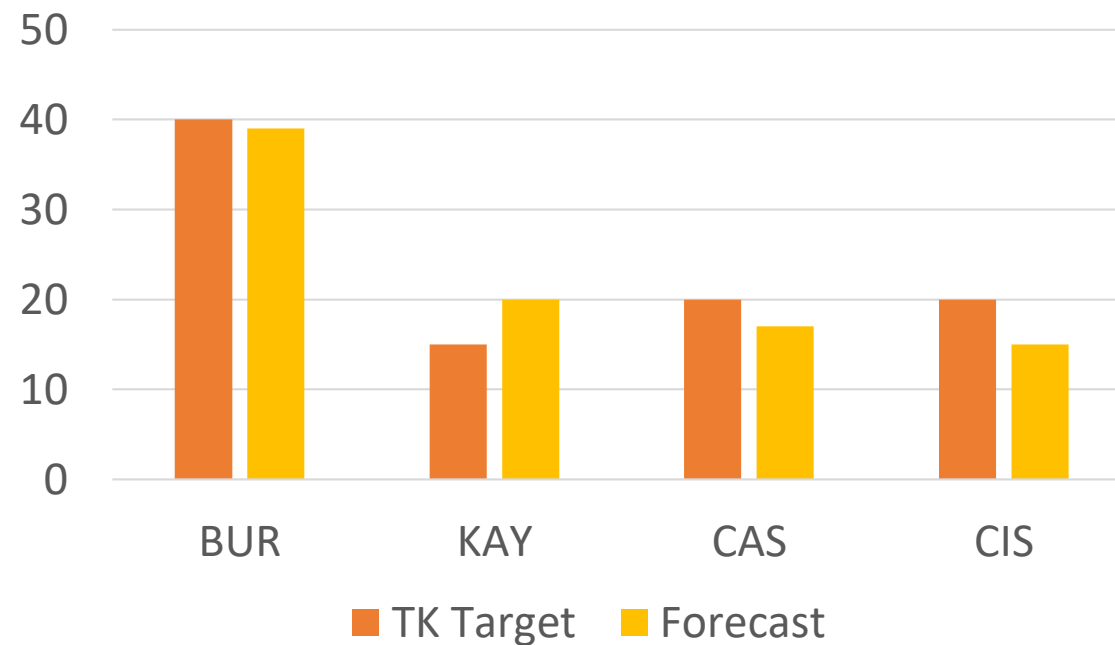


- CNCA is 91.8% enrolled toward our 22-23 targets
- Based on current data and historical data, these schools are tracking to meet targets:
  - BUR, KAY, EIS, and DAL
  - CAS at 97%, and CIS at 91%

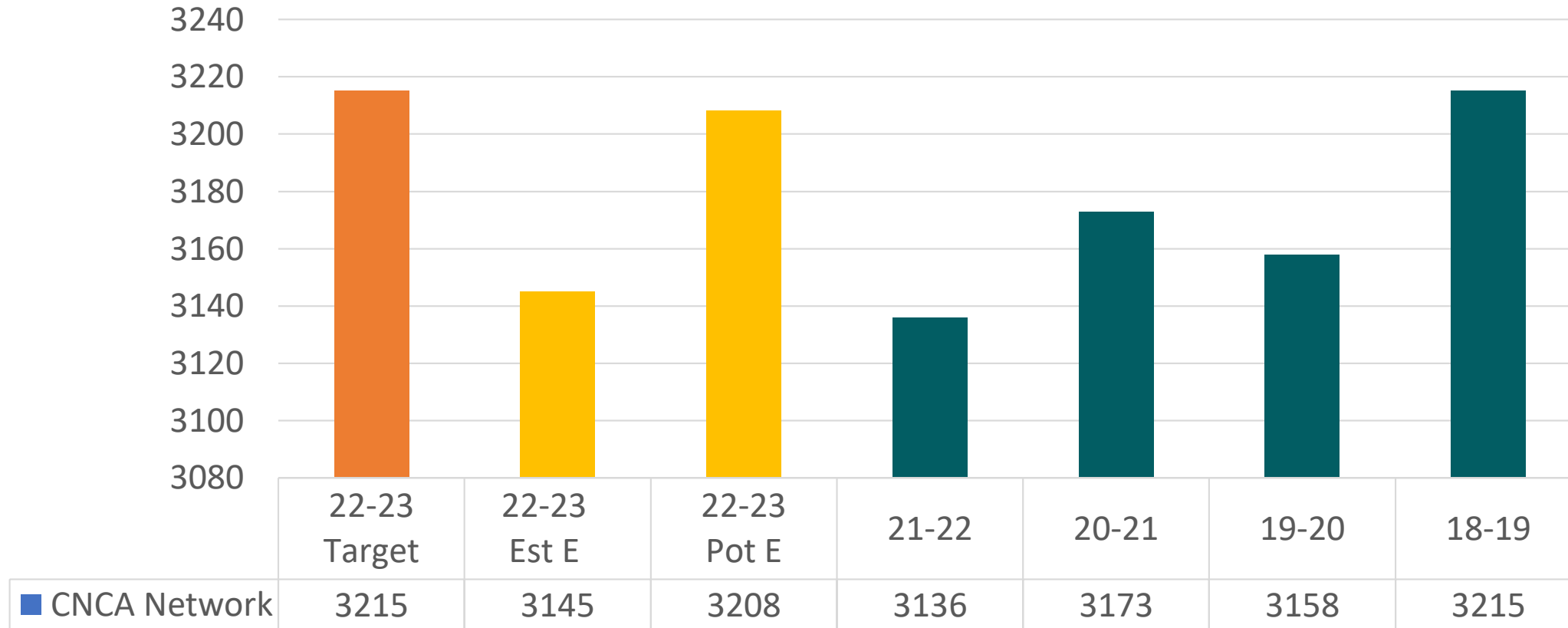


# CNCA TK Expansion

TK Enrollment	Target	Current Accepts	Pending	Forecast
<b>BUR</b>	40	31	2	39
<b>KAY</b>	15	12	2	20
<b>CAS</b>	20	8	3	17
<b>CIS</b>	20	6	1	15
	95	57	8	91



# CNCA Network | 22-23 First Day Enrollment Forecast



**Est E** - Students Returning, Newly Accepts as of 2/23, plus 2yr avg applications (March to July) w/ 70% yield

**Pot E** - Student Returning, Pending Returning, Newly Accepts, and Pending Accepts as of 2/23, plus 2yr avg applications (March to July) w/ 70% yield

# Cover Sheet

## ELO-P Plan

<b>Section:</b>	IX. CEO Update
<b>Item:</b>	A. ELO-P Plan
<b>Purpose:</b>	Discuss
<b>Submitted by:</b>	
<b>Related Material:</b>	ELO-P Plan.pdf

**EXPANDED LEARNING OPPORTUNITIES PLAN**  
CAMINO NUEVO CHARTER ACADEMY

The Expanded Learning Opportunities Program (ELO-P) provides funding for afterschool and summer school enrichment programs **for transitional kindergarten through sixth grade.**

“Expanded learning” means before school, after school, summer, or intersession learning programs that focus on developing the academic, social, emotional, and physical needs and interests of pupils through hands-on, engaging learning experiences. It is the intent of the Legislature that expanded learning programs are pupil-centered, results driven, include community partners, and complement, but do not replicate, learning activities in the regular school day and school year.

**Allowable Uses of Funds:**

The California Department of Education is not approving or denying individual LEA requests for allowable expenditures. All expenditures should be consistent with statute and the LEA’s program plan, which is approved by the governing board, in a public meeting and posted on the LEA’s website.

LEAs with an unduplicated pupil percentage (UPP) equal to or higher than 80%, will be required to offer the ELO Program to all TK/K-6 classroom-based pupils and provide program access to all TK/K-6 classroom-based pupils upon parent/guardian request.

The following are the total ELO-P amounts projected for each school for 21-22 school year. For the 22-23 school year the ELO-P funds may be doubled next year.

**2021-2022 Apportionment:**

School	Type	Revenue
Camino Nuevo Charter Academy	Charter School	\$507,008
Camino Nuevo Charter Academy No.2	Charter School	\$549,588
Camino Nuevo Charter Academy No. 3	Charter School	\$627,282
Camino Nuevo Elementary No. 4	Charter School	\$488,576

### **CNCA Vision for ELO-P:**

Camino Nuevo will offer an Expanded Learning Opportunities Program for students in TK-6 (priority) and 7th and 8th in collaboration with the afterschool ASES program open to all TK - 8 students. All of our free Expanded Learning programs will be focused on:

- Exceptional academic support programs to serve diverse learners in their growth and achievement of grade level standards and beyond.
- Enriching Arts programs that offer students exposure and access to visual and performing arts experiences.
- Athletic programs focused on developing physical skills needed to participate and excel in a variety of sports.
- STEM programs that will help our students become creators and innovators who can build foundational 21st century skills needed to compete in the global market place

Our schools will create a safe Expanded Learning environment where student leadership and student voice are valued and appreciated. This environment will foster a community of growth and learning in all focus areas.

### **Elements of the Plan:**

Part 1 – Safe & Supportive Environment

Part 2 – Active & Engaged Learning

Part 3 – Skill Building

Part 4 – Youth Voice & Leadership

Part 5 – Healthy Choices & Behavior

Part 6 – Diversity, Access and Equity

Part 7 – Quality Staff

Part 8 – Clear Vision, Mission and Purpose

Part 9 – Collaborative Partnerships

Part 10 – Continuous Quality Improvement

Part 11 – Program Management

General Questions & TK and K specific program

# Cover Sheet

## Academic Update: Intervention Program Progress

**Section:** X. Academic Update: Intervention Program Progress  
**Item:** A. Academic Update: Intervention Program Progress  
**Purpose:** FYI  
**Submitted by:**  
**Related Material:** Academic Update March 2022.pdf

# Academic Update

## March 8, 2022

---



# Tier 2 Intervention

---



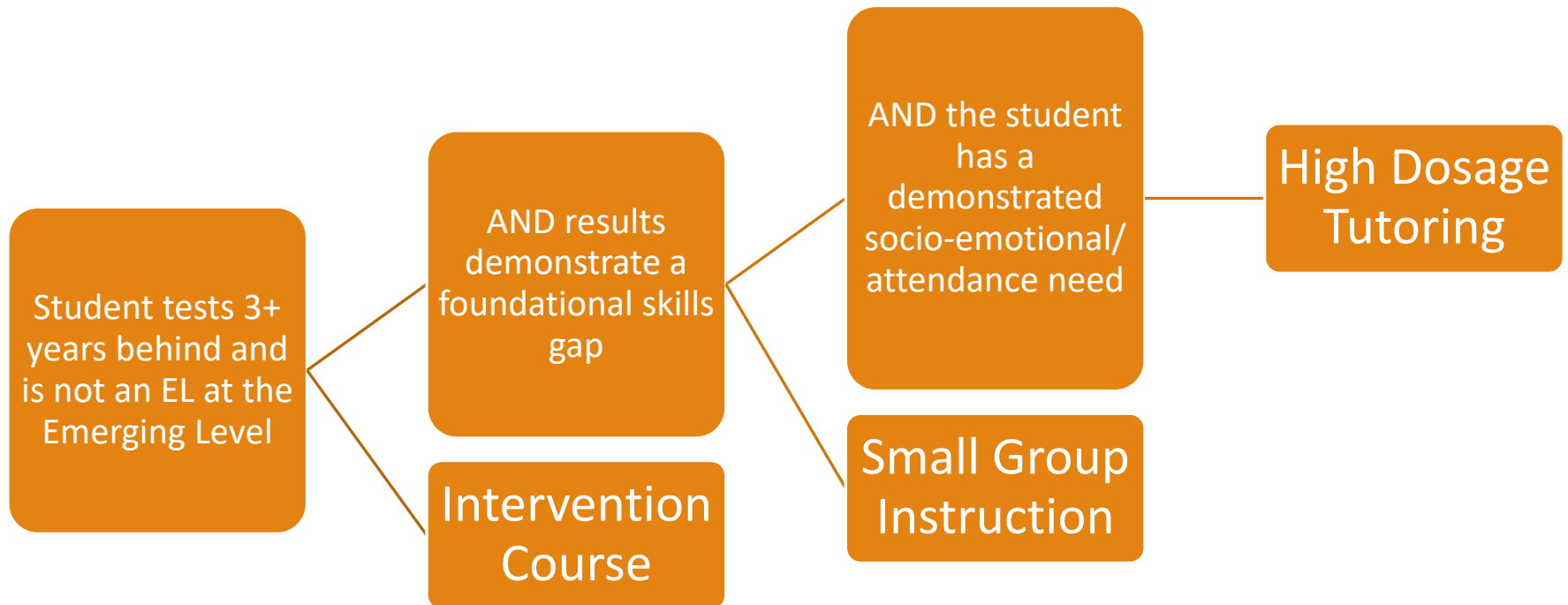
# Reminder from the Fall: Multiple Approaches

---

- High Dosage Tutoring
  - 1-3 students at a time, at least 3 times a week
  - Research-based
  - Mix of teachers (classroom embedded) and paraprofessionals
  
- Small group instruction with the teacher or intervention teacher
  - Usually more like 5-6 students at a time
  - Classroom embedded
  
- Intervention block in the school day
  - “Elective” period (6-12)
  - Blended learning model with iReady

# Intervention Guidance Literacy Example

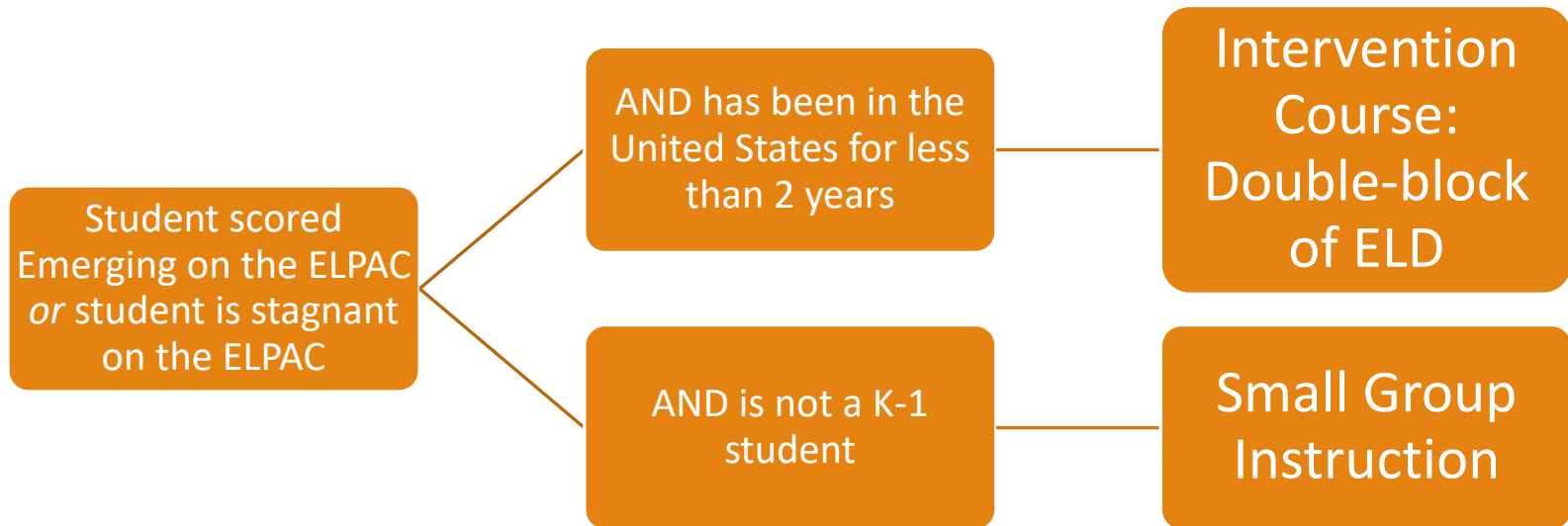
---



# Intervention Guidance

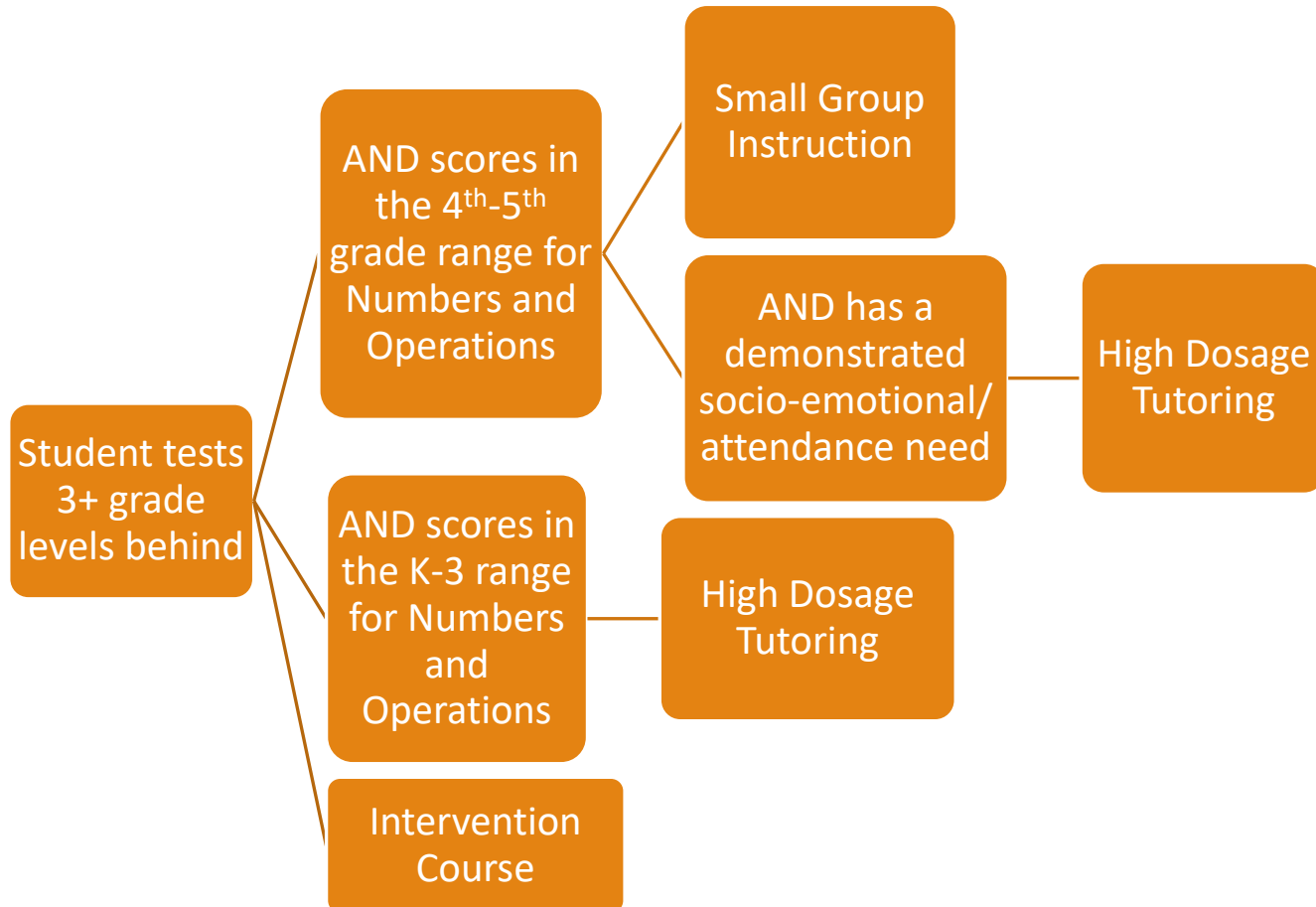
## ELD Example

---



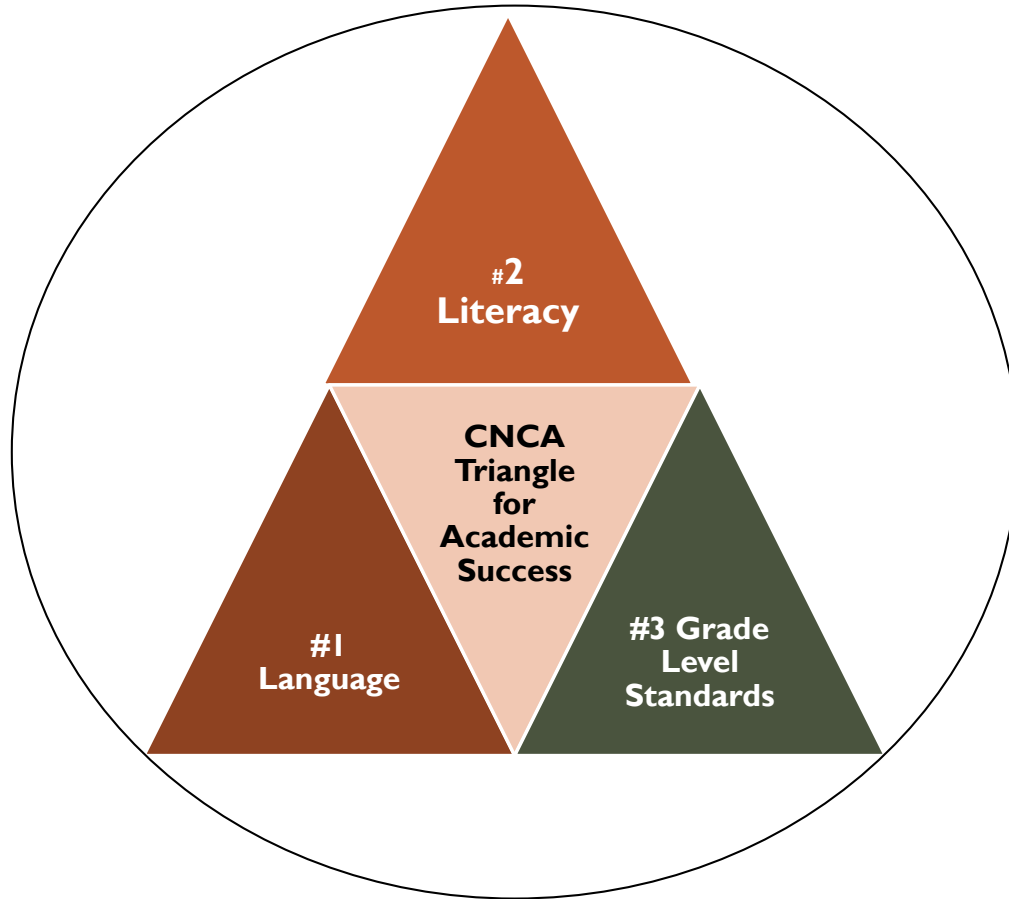
# Intervention Guidance: Math Example (6-8)

---



# Intervention Guidance: Prioritization of Needs

---



# Academic Intervention Implementation Updates

---

# Implementation Update: Structure

Alignment Criteria	# of Schools Fully Aligned	# of Schools Mostly Aligned	# of Schools Partially Aligned
All academic intervention programs will consist of high-dosage tutoring, small group instruction, and at least one intervention course for 6-12.	1/5	2/5	2/5



# Implementation Update: Placement

Alignment Criteria	# of Schools Fully Aligned	# of Schools Mostly Aligned	# of Schools Partially Aligned
All student placement decisions are data-based, aligned with CNCA guidance.	0/5	4/5	1/5





# Implementation Update: Scheduling

Alignment Criteria	# of Schools Fully Aligned	# of Schools Mostly Aligned	# of Schools Partially Aligned
When students are pulled out due to intervention, this doesn't impact the same subject every day of the week.	2/5	2/5	0/5



# Implementation Update: Resources

Alignment Criteria	# of Schools Fully Aligned	# of Schools Mostly Aligned	# of Schools Partially Aligned
High quality resources will be used in all intervention spaces, in alignment with CNCA guidance.	1/5	1/5	3/5



# Student Progress Data

---

# Math

---

# How Much Did Growth Vary Across Fall Placement Levels?

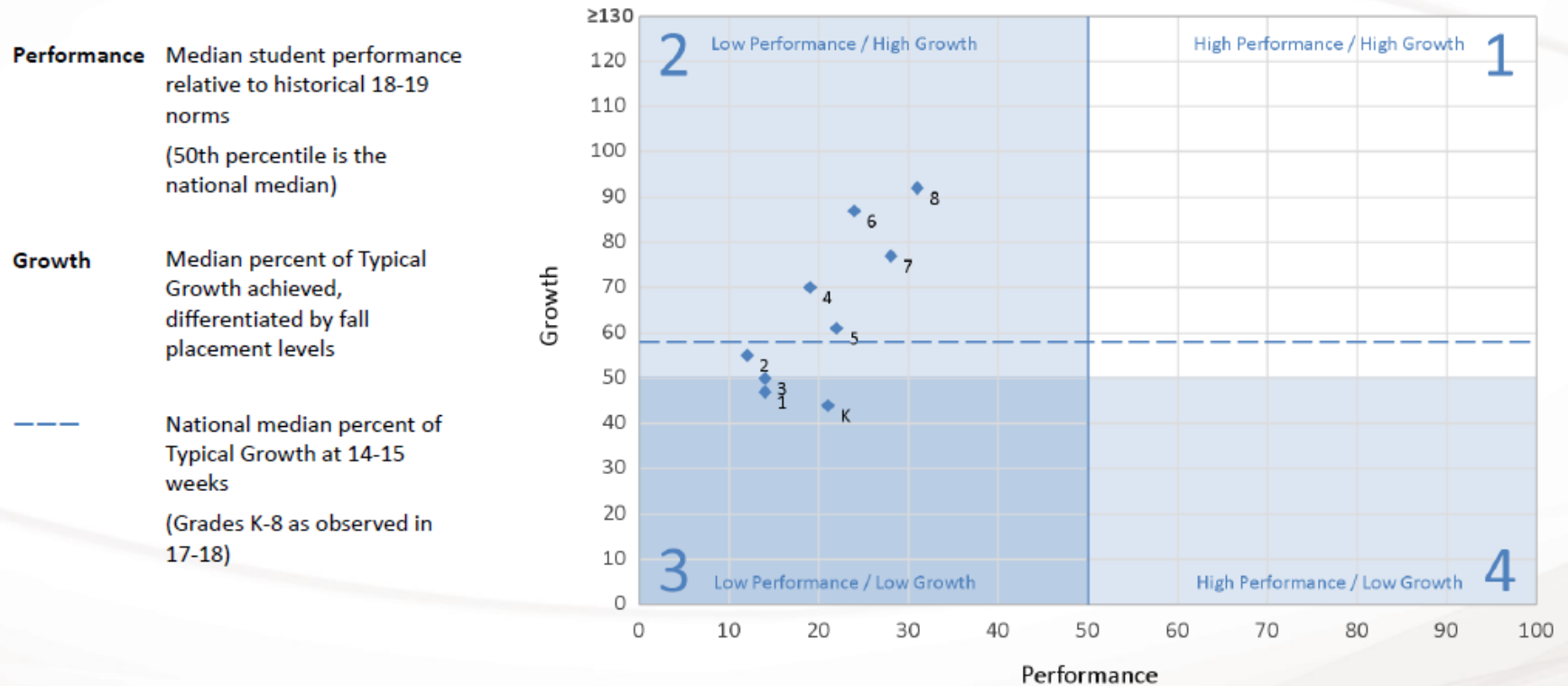
Median Percent of Typical Growth Achieved by Fall Placement Level



Fall Placement Level	Statistic	K	1	2	3	4	5	6	7	8
Mid On-Grade or Above	Median % Typical Growth	-	-	-	-	-	-	-	-	-
	Count	-	-	-	-	-	-	-	-	-
	Typical Growth	21	21	18	21	19	14	13	-	9
Early On-Grade	Median % Typical Growth	-	-	-	-	-	42%	81%	83%	50%
	Count	-	-	-	-	-	12	16	12	18
	Typical Growth	24	26	22	25	23	18	13	12	9
1 Grade Below	Median % Typical Growth	44%	45%	48%	38%	61%	44%	93%	42%	122%
	Count	203	118	48	53	73	90	64	79	71
	Typical Growth	32	29	26	26	23	18	14	12	9
2 Grades Below	Median % Typical Growth		50%	59%	63%	61%	78%	64%	119%	90%
	Count		99	167	97	66	66	72	52	45
	Typical Growth		36	29	27	23	18	14	13	10
3+ Grades Below	Median % Typical Growth				43%	94%	80%	97%	85%	92%
	Count				85	84	85	112	119	131
	Typical Growth				30	24	20	15	13	12

# How Did Students Across the District Grow From Fall to Winter?

Comparison of Median Student Performance and Median Percent of Typical Growth at 14-15 Weeks



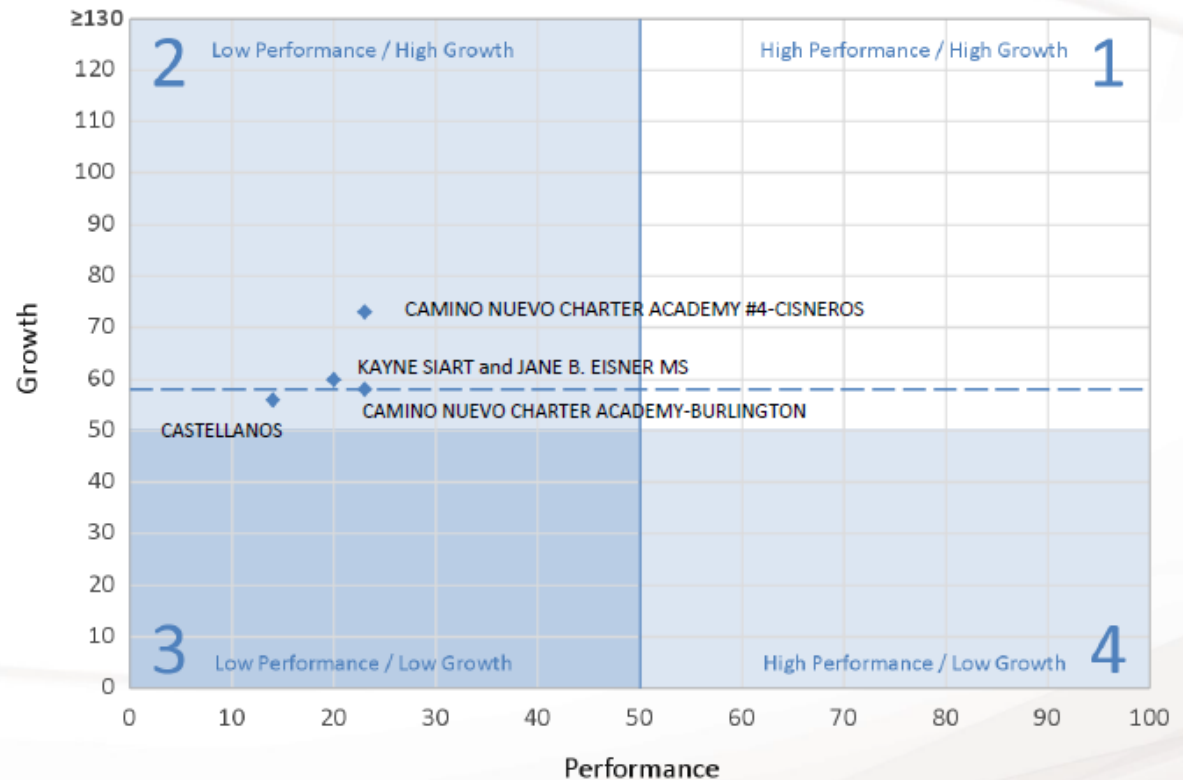
# How Did Students in Schools Across the District Grow From Fall to Winter?

Comparison of Median Student Performance and Median Percent of Typical Growth at 14-15 Weeks

**Performance** Median student performance relative to historical 18-19 norms  
(50th percentile is the national median)

**Growth** Median percent of Typical Growth achieved, differentiated by fall placement levels

--- National median percent of Typical Growth at 14-15 weeks  
(Grades K-8 as observed in 17-18)



# Reading

---



## How Much Did Growth Vary Across Fall Placement Levels?

Median Percent of Typical Growth Achieved by Fall Placement Level

Fall Placement Level	Statistic	K	1	2	3	4	5	6	7	8
Mid On-Grade or Above	Median % Typical Growth	-	-	-	-	-	-	75%	0%	63%
	Count	-	-	-	-	-	-	11	10	12
	Typical Growth	43	37	22	17	12	7	4	4	4
Early On-Grade	Median % Typical Growth	30%	-	-	55%	76%	0%	33%	50%	0%
	Count	15	-	-	18	15	15	11	22	27
	Typical Growth	44	47	29	22	17	13	9	6	4
1 Grade Below	Median % Typical Growth	27%	41%	38%	54%	75%	38%	25%	60%	133%
	Count	73	81	48	46	71	64	56	53	55
	Typical Growth	49	49	39	26	20	16	12	10	9
2 Grades Below	Median % Typical Growth		39%	28%	52%	128%	73%	118%	175%	117%
	Count		83	152	96	36	98	58	37	23
	Typical Growth		54	44	33	23	20	14	12	12
3+ Grades Below	Median % Typical Growth				42%	96%	65%	89%	106%	139%
	Count				68	103	73	135	131	147
	Typical Growth				36	28	26	19	17	18

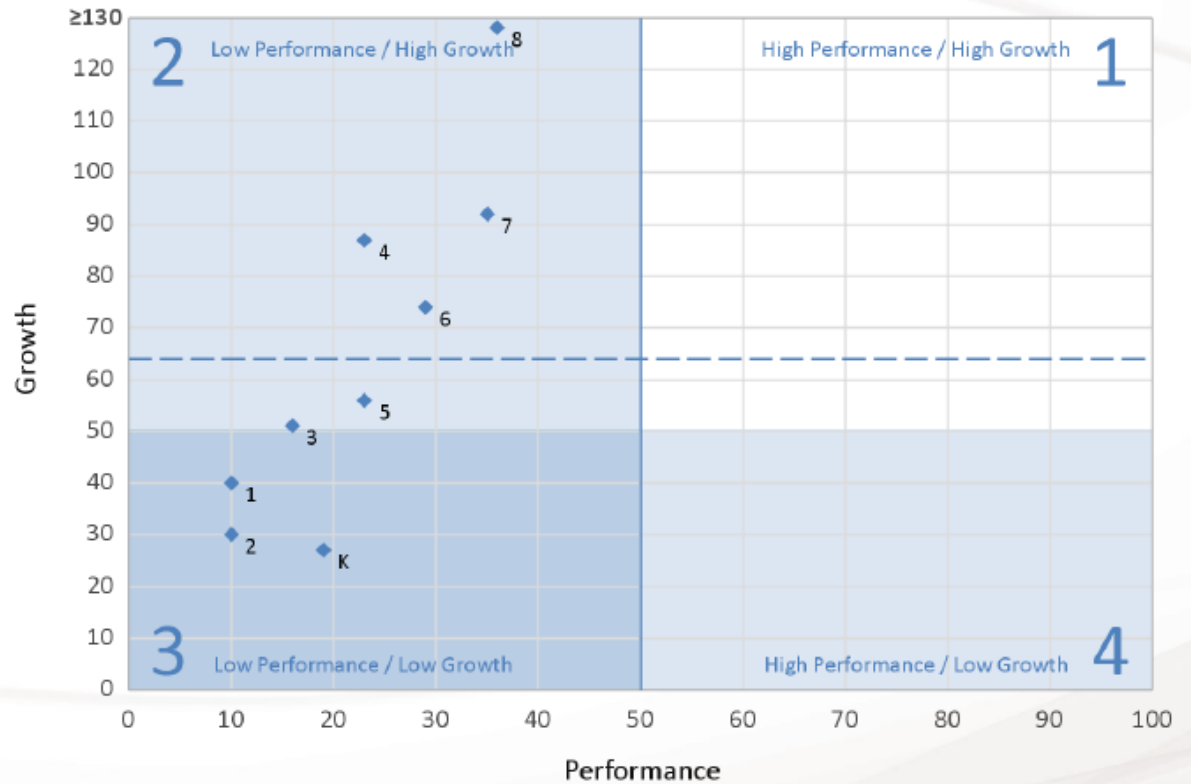
# How Did Students Across the District Grow From Fall to Winter?

Comparison of Median Student Performance and Median Percent of Typical Growth at 14-15 Weeks

**Performance** Median student performance relative to historical 18-19 norms  
(50th percentile is the national median)

**Growth** Median percent of Typical Growth achieved, differentiated by fall placement levels

--- National median percent of Typical Growth at 14-15 weeks  
(Grades K-8 as observed in 17-18)



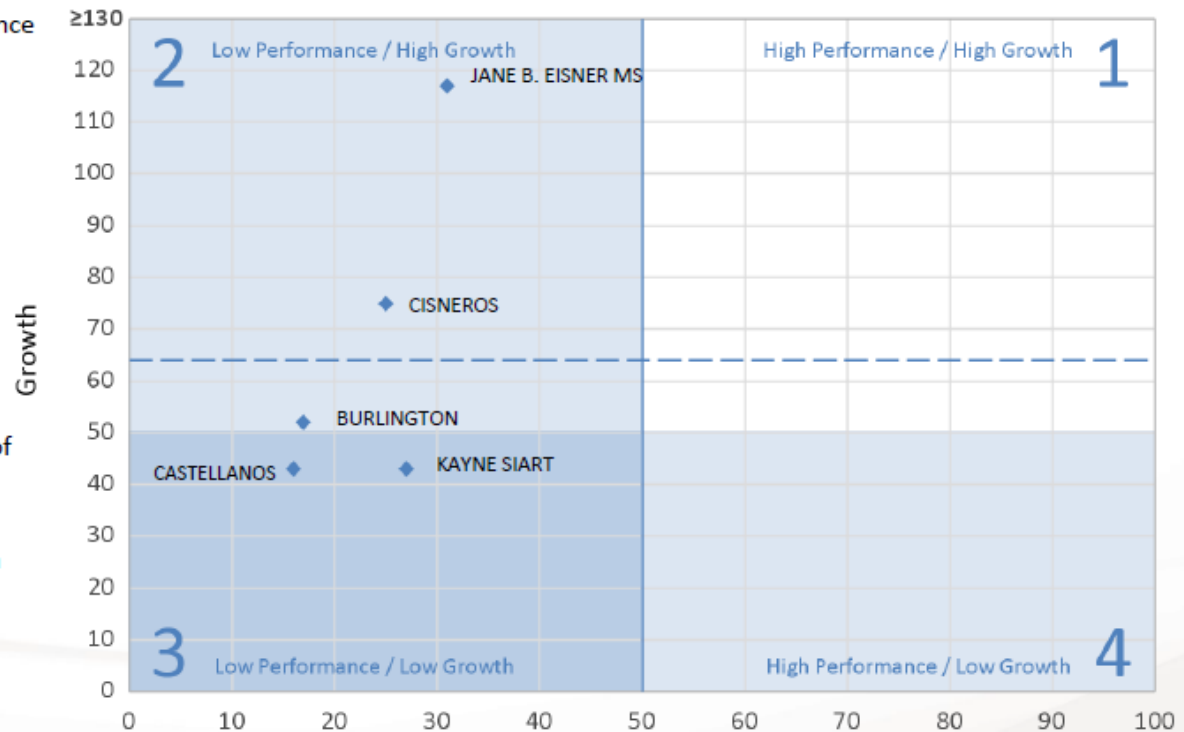
# How Did Students in Schools Across the District Grow From Fall to Winter?

Comparison of Median Student Performance and Median Percent of Typical Growth at 14-15 Weeks

**Performance** Median student performance relative to historical 18-19 norms  
(50th percentile is the national median)

**Growth** Median percent of Typical Growth achieved, differentiated by fall placement levels

--- National median percent of Typical Growth at 14-15 weeks  
(Grades K-8 as observed in 17-18)



# Next Steps

---

- Director of Mathematics & Director of Parent Engagement kicked off our iReady Homework Challenge
  - Education Advisory Group idea
  
- Intervention trackers created and distributed, with expectation for use beginning this month
  - Will allow us to track effectiveness of Tier 2 intervention on a student level, and analyze correlations to structure, resources, teachers, etc.
  
- Planning for summer intervention
  - Teach for America Summer Institute

## Attachments

The following files are attached to this PDF: You will need to open this document in an application that supports attachments (i.e. [Adobe Reader](#)) in order to access these files.

TK Planning (1).xlsx