

# ED Report – November 2018

## Academic Update:

The EVAAS data was released on 11/16/18 and highlighted reports are summarized below for your reference. A data snapshot of the Fall 2018 highlighting beginning of the year proficiency for literacy and math using mClass, MAP, and Fountas & Pinnel is included as an attachment in the Board packet.

**Report:** School Accountability Growth      **School:** The Exploris School (92B)  
**Year:** 2018      **District:** The Exploris School (92B)

School Accountability Growth Estimates						
School Accountability Growth Type	2018*		2017*		2016*	
	Index	Level	Index	Level	Index	Level
Overall	0.95	Meets Expected Growth	-5.01	Does Not Meet Expected Growth	5.41	Exceeds Expected Growth

\*Year Estimate

*The index value is the growth measure divided by its standard error, and it provides a signal as to whether the progress estimate is significantly different from the expected growth. The index value also standardizes growth measures across different models, subjects, grades and/or years for a more equitable comparison than the growth measure alone.*

**Report:** School Value-Added Summary      **Test:** End of Grade   
**District:** The Exploris School (92B)      **Subject:** Math  
**Year:** 2018

**LEARN HOW TO USE THIS REPORT (Flash required)**  
[Summary Reports](#)


Estimated School Growth Measure by Grade						
School Name		4	5	6	7	8
<a href="#">The Exploris School (92B)</a>	2018	-3.1	-0.3	4.3	2.4	7.2
	3-Yr-Avg	1.1	2.1	1.7	1.4	1.2

- Significant evidence that the school's students made more progress than the Growth Standard
- Evidence that the school's students made progress similar to the Growth Standard
- Significant evidence that the school's students made less progress than the Growth Standard
- The school does not have data for this test and subject in the most recent year.

**Report:** School Value-Added Summary      **Test:** End of Grade   
**District:** The Exploris School (92B)      **Subject:** Reading  
**Year:** 2018


**LEARN HOW TO USE THIS REPORT (Flash required)**  
[Summary Reports](#)


Estimated School Growth Measure by Grade						
School Name		3	4	5	6	8
<a href="#">The Exploris School (92B)</a>	2018	-1.9	-2.0	2.0	0.8	0.9
	3-Yr-Avg	-1.7	-1.5	4.6	1.6	-2.9

**Report:** School Value-Added Summary      **Test:** End of Grade   
**District:** The Exploris School (92B)      **Subject:** Science  
**Year:** 2018

 **LEARN HOW TO USE THIS REPORT (Flash required)**  
[Summary Reports](#)

Estimated School Growth Measure			
School Name		5	8
<a href="#">The Exploris School (92B)</a>	2018	-1.3	-1.1
	3-Yr-Avg	-0.7	-2.0

**Report:** School Value-Added Summary      **Test:** K-2 Assessment   
**District:** The Exploris School (92B)      **Subject:** Text Reading and Comprehension  
**Year:** 2018  
**Semesters:** Winter to Spring

 **LEARN HOW TO USE THIS REPORT (Flash required)**  
[Summary Reports](#)

Estimated School Growth Measure by Grade		
School Name		K
<a href="#">The Exploris School (92B)</a>	2018	0.8
	3-Yr-Avg	-0.0

Estimated School Growth Measure		
School Name		Math 1
The Exploris School (92B)	2018	-2.3
	3-Yr-Avg	-1.0

Estimated School Growth Measure		
School Name		Math 2
The Exploris School (92B)	2018	0.4
	3-Yr-Avg	--

Students with Disabilities

▼ Collapse

Subject	Growth Measure	Standard Error	Growth Index	Level
▼ Math			2.63	B
▼ End of Grade			2.63	B
6th Grade	1.2	3.2	0.38	G
7th Grade	2.1	3.4	0.61	G
8th Grade	16.1	4.0	4.08	B
▼ Reading			0.76	G
▼ End of Grade			0.76	G
6th Grade	7.7	3.4	2.26	B
7th Grade	-3.4	3.8	-0.88	G
8th Grade	-2.3	4.1	-0.55	G
Overall			2.2	B

**Professional Development:**

Teachers participated in professional development on ADHD, Autism, and Mindfulness during the teacher workdays in November.

**Personnel and Staffing**

**Board approval is requested for the following positions:**

Callie Kirsch – Teaching Partner  
 Koren Morgan – Business Office Manager

**Operations:**

**Enrollment Data for 2018 - 2019:**

<b><u>Total Enrollment</u></b>										
	K	1	2	3	4	5	6	7	8	
<i>Total</i>	38	37	39	38	37	38	76	76	74	<b>453*</b>

\*Changes since Oct – (-1) in 1<sup>st</sup> grade due to commute, (-1) in 4<sup>th</sup> returned to homeschooling, +1 in 6<sup>th</sup> grade

**Emergency Drills:**

An evacuation drill was held on 10/8 for the Elementary School. Lockdown drills held on 10/23 for the Elementary School and 10/24 for the Middle School. All emergency procedures went according to plans.

### Fire Drills:

ES – 10/29/18  
MS – 10/30/18

### Strategic Plan:

Three vendors were evaluated to help support our initiative to update our strategic plan. Their proposals including their statement of work were included in the October Board packet. Our goal is to incorporate input from all stakeholder groups including parents, students, staff, and Board members using surveys (parents/students) and focus group sessions (Board and staff). A strategic planning steering team will then work with the consulting group to evaluate and prioritize all input to fine tune the goals and action steps required for the next strategic planning period. The strategic planning steering team will consist of the following members.

### Timeline:

Parent / Student Surveys – December / January  
Entire Board Focus Group for Strategic Plan – January 29, 2019  
All Staff Focus Group – January 30, 2019

### Strategic Planning Steering Committee – 1-2 -1/2 day Sat sessions in February

Executive Director  
2 Elementary Staff Representatives  
2 Middle School Staff Representatives  
3 Board Member Representatives  
1 Parent Representative  
1 Student Representative as needed

**Board approval is requested to contract with Emerald Education to assist us with the development of a revised Strategic Plan.** June Atkinson (former State Superintendent) will be our consultant on the project. **Total cost for the project is \$2,500.**

### Finance:

The local revenue was updated and projections were increased due to the increase in local revenue from each County (Wake increased from \$209.39 in June 18 to \$225.40 in Oct 18 and Durham increased from \$281.18 in June 2018 to \$285.98). Awaiting updates from other counties but revenue change would be insignificant. After reviewing the year to date expenditures and projecting future impacts, we are projecting an end of year surplus of \$89,116.56. The balance sheet and income statement along with the YTD budget are attached for your review.

### Governance

Further review of the Lottery policy, State Statute, and Office of Charter School input illuminated additional changes that were needed to our lottery policy and procedures. The governance committee is recommending the removal of the surname priority. Each applicant and sibling will be entered into the lottery at their own grade level so that each student has an opportunity for acceptance. Once enrolled, siblings would then have priority in the following school year.

**Board approval will be requested for the new Lottery Policy.**

**Capital Campaign/ Foundation / Center for Innovation**

Foundation Account Balance as of 11/16/18: **\$490,342.40**

Capital Campaign will kick off on Giving Tuesday -11/27/18. Letters from the ED were sent to all families and targeted letters from parent volunteer Kristi Pettibone to all returning families on 11/23/18. We are asking all Board members and Staff members to contribute to the Capital Campaign so that we reach 100% participation. Donations can be made directly on our website linked [here](#) for your convenience.

The Foundation Board approved a new position to kickoff phase I of the Center for Innovation with a targeted \$25,000 funding level. Interviews were conducted and candidates will be recommended at the December Foundation meeting.