



The Exploris™ School
Empowering Learners To Improve Our World

Charter School Finance and Facilities Update

ELLIE SCHOLLMAYER

OCTOBER 24, 2019

Strategic Plan 2019-2024 Review



▶ OUR MISSION

- ▶ The Exploris School is a diverse learning community that engages students in a challenging, relevant, relationship-based education. Through experiential, project-based learning we empower students to foster a just and sustainable world.

OUR VISION

- ▶ Empowering learners to improve our world.



OUR VALUES

Innovation



Social Empowerment



Craftsmanship



Connections to Nature



Relationships



Curiosity



Responsibility



Reflection

Relationships

- ▶ Introduce yourself to your table
- ▶ Share grade of your children
- ▶ How long you have been part of Exploris

The Value of Exploris

Please jot down what Exploris means to your family on a notecard.
Please add your name if you wish.

Agenda

- ▶ Overview of Charter School Finance
- ▶ Exploris Budget
- ▶ Status of New Building

Differences Between Charter and Traditional School Funding

Charter Schools

- ▶ Higher degree of flexibility
- ▶ State Per Pupil
- ▶ Local Per Pupil
- ▶ Federal programs allotted to charters

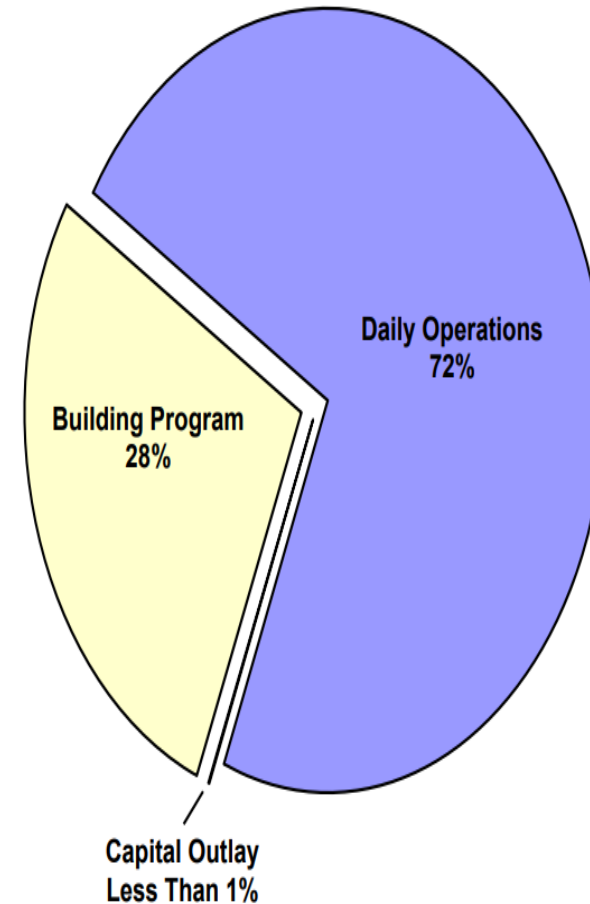
Traditional Schools

- ▶ Funding flows through multiple 'sources'
- ▶ Staff position allotments
- ▶ State vendor contracts
- ▶ Capital funds
- ▶ Transportation funds
- ▶ Local funding

Wake County Public Schools 18-19

TOTAL BUDGET FOR 2018-19

DAILY OPERATIONS	\$ 1,642,051,716	72%
+ Capital Outlay (mobile units, furniture, and vehicles)	\$ 1,168,080	<1%
EQUALS OPERATING BUDGET	\$ 1,643,219,796	72%
+ Building Program (provided by taxpayer bonds)	\$ 630,172,659	28%
EQUALS TOTAL BUDGET	\$ 2,273,392,455	100%



**Impact – Charter Schools receive 28% less funding
than traditional public schools**

Average Daily Membership (ADM)

- ▶ State funding is based on the ADM of students during the first 20 days of school.
- ▶ Attendance on Day 1 is critical
- ▶ Example – if a student misses the first 10 days of school we get $\frac{1}{2}$ of the state funds for the year- prorated daily
- ▶ Full Enrollment 456 students

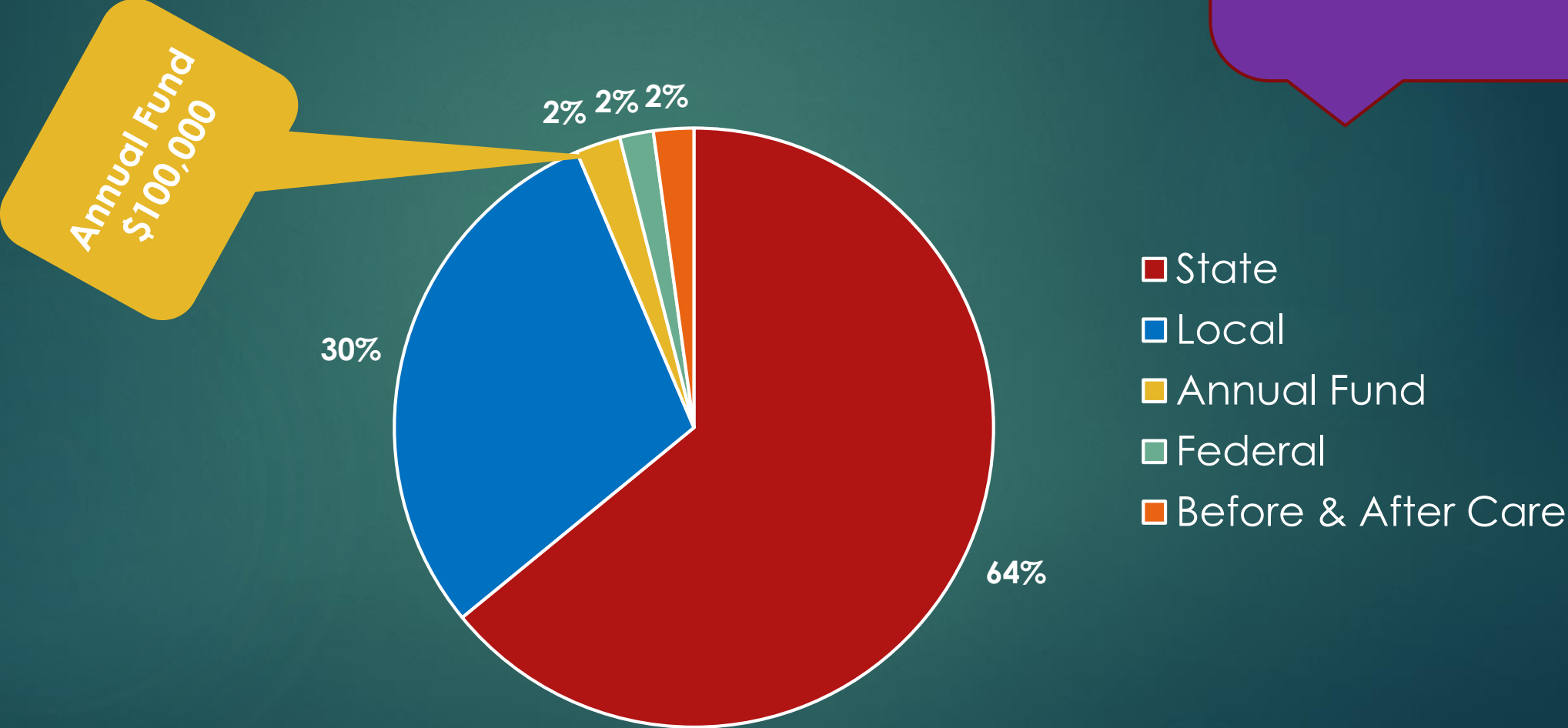
Budget Funding for 19-20

- ▶ State Budget not yet Approved for 19-20
- ▶ Initial Allotments based on 18-19 Levels
- ▶ State Revenue - \$5233.73 per student based on ADM
- ▶ Local Revenue based on County and enrollment each month
 - ▶ Wake - \$2,706.72
 - ▶ Durham - \$3,431.76
 - ▶ Johnston - \$1,653
- ▶ Annual per student - $\$5233.73 + \$2,706.72 = \mathbf{\$7,939.72}$
- ▶ Federal Funds for EC - \$4,464.16 per EC Student

Exploris 19-20 School Revenue

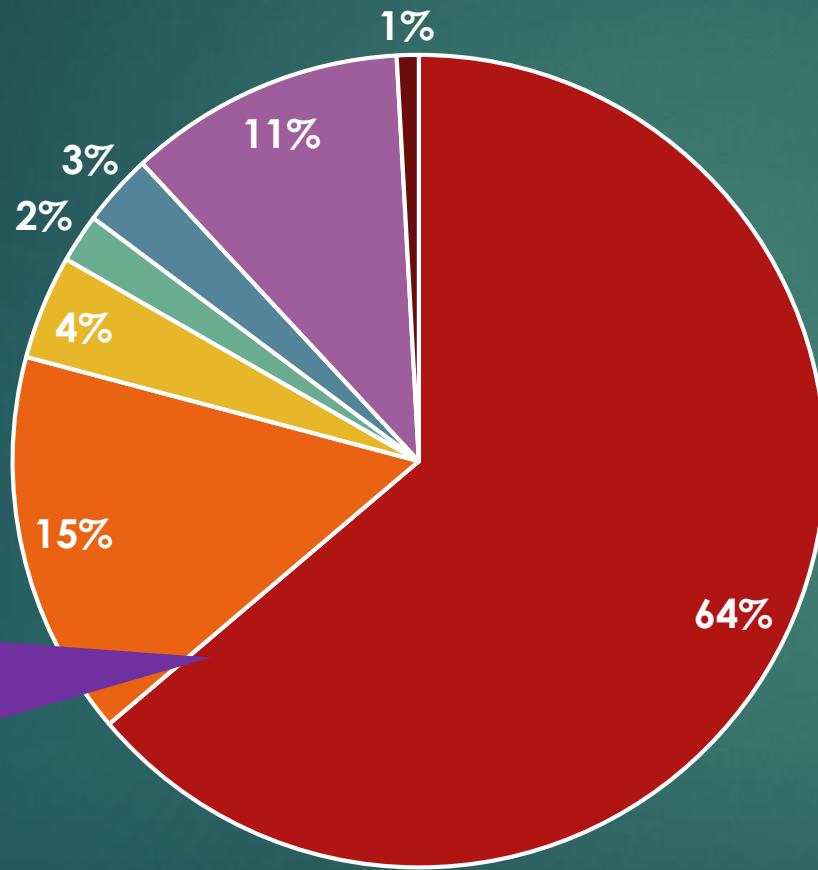
Total Revenue
\$4,149,999.36

Revenue



Exploris 19-20 Expenses

Total Expenses
\$4,137,862
Surplus
\$12,138



- Salaries
- Benefits
- Books & Supplies, & Technology
- Contracted Student Services & Scholarships
- Financial, Insurance, Legal, PD, & HR
- Facilities
- Before & After Care

Salary & Benefits
79% of Expense

Audit 2019

▶ **Financial Highlights**

- ▶ The assets of The Exploris School exceeded its liabilities and deferred inflows of resources at the close of the fiscal year by \$2,107,960 (***net position***).
- ▶ The School's total net assets increased by \$95,356.
- ▶ As of the close of the current fiscal year, The Exploris School's governmental funds reported combined ending fund balances of \$1,158,138.
- ▶ Enrollment has increased at the School. In 2016-2017 the State funded Average Daily Membership (ADM) was 419. In 2017-2018 it was 420, and in 2018-2019 it was 448.

Additional Funding Sources

- ▶ **NC ACCESS Grant - \$600 K**
- ▶ **Applied for Title II Funding to provide for Professional development**
- ▶ **School Safety Grant in progress**
- ▶ **Parent and Community Support through donations and our Annual Fund**
- ▶ **Continuously looking for new grants**

Questions

- ▶ Charter School Finance
- ▶ Exploris Budget



Vision for the Future of Exploris



- ▶ New Building for our K-8 School
- ▶ Expand Enrollment from 456 to 684
- ▶ Expand Diversity of our Students and Staff
- ▶ Affordable facilities in / or close to downtown Raleigh

History of City Gateway Project

- ▶ Vision began in 2013-2014
- ▶ Exploris found 5.89 tract in downtown Raleigh – 120 Kindley Street-
- ▶ Developer purchased the land in 2016 – Exploris minority owner in property (15%)
- ▶ December 2017 Exploris entered into long term lease rate of \$19 per sq ft for lifetime lease. (Current market rates are \$40+ per sq ft). Developer divided land into 3 parcel tracts – City Gateway, Road improvements, Future development. In exchange Exploris gave up ownership in City Gateway tract and retained 15% ownership of gain in development of the remaining tract of land

Board Action Steps in Progress

- ▶ Attorney Review of Exploris position with developer breaking lease is underway
- ▶ Property search
- ▶ Meetings with Financing firms to establish our capacity for bond financing
- ▶ Evaluating Lease vs Purchase Alternatives
- ▶ Assessing Types of Construction
- ▶ Board Facilities Committee

Parent Input

- ▶ How important is a downtown Raleigh location?
- ▶ How far from downtown is reasonable to you?
- ▶ Class size drives our revenue – how satisfied are you with crew sizes of 19?
- ▶ What factors do you want the facilities committee to consider during the next steps?

Questions

▶ New Building



Thank you all for Coming!

Wake County

Budget at a Glance

STATE BUDGET IMPACT

The General Assembly approved the following changes that impact the 2018-19 budget:

House Bill 90

On February 13, 2018, the NC General Assembly ratified House Bill 90 to phase in class size requirements for kindergarten through third grade. This House Bill refers to the current General Statute 115C-301 for allocation of teachers and class size.

Class size average and individual maximum for grades K-3 shall not exceed:

Year	Grade	District Average	Individual Maximum
2017-18	K-3	20	23
2018-19	K-3	20	23
2019-20	K-3	19	22
2020-21	K-3	18	21
2021-22	K	18	21
	1	16	19
	2-3	17	20