



MWA REPs Relaunch



Learn. Graduate. Give Back.

Table of Contents

1. Cell Phones
2. Uniforms
3. Punctuality
4. Passes
5. Common Spaces
6. Respect
7. Building Relationships



Cell Phones





Mission Connection: The why

- Appropriate technology use provides more opportunity for students to practice personal **responsibility**.
- “Real World Application”:
 - What does “practicing personal responsibility” with cell phones/electronics look like on a daily basis on campus? Name three ways.
 - What could be a result of using your cell phone during work shift and not during designated times? Name three things.





Cell Phones/Electronics: MS

Cell phones and other electronics use are allowed on campus during **designated** times.

Key Highlights:

Students can use their cell phones/electronics:

- **Before School**
- **After School**



We are a 21st century school. Our goal is to emulate “real world” practices and practice using technology responsibly during appropriate times.



Cell Phones/Electronics: US

Cell phones and other electronics use is allowed on campus during **designated** times.

Key Highlights:

Students can use their cell phones/electronics during:

- Before and After school
- Lunch
- Break
- Passing Period



**We are a 21st century school. Our goal is to emulate “real world” practices and practice using technology responsibly during appropriate times.*

Cell Phones/Electronics: Procedures



Reminders:

- No cellphones **visible** in classrooms this year because we have Chromebooks. 😊
- Students using cellphone/electronics outside of approved times will be subject to the following consequences:
 - **1st Time:** Warning given by teacher (teacher may confiscate phone and return it at the end of class if teacher desires)
 - **2nd Time:** Confiscated and returned to student at the end of day. Parent notified* (DoS/ Front Office). - Make sure it is labelled with name before turning in to the front office*
 - **3rd Time:** Confiscated and parent/guardian must pick up phone from the office at the end of the day, and issued a lunch detention
 - **4th Time:** Checked in daily at the office before school, serve lunch detention for a week

Warning first 2 days of school. After August 15th, follow the process above.

Implementation



- Appropriate technology use provides more opportunity for students to practice personal **responsibility**.
- **Establish** your cell phone expectations on day 1
- **Revisit** these expectations daily at the beginning of class as needed
- **Develop** a classroom culture that is engaged, remind students that they don't have time to be on their phones in your class, this is a space for them to work
- **Provide** students with activities that engaged them and reinforce your desired classroom culture.





Supporting Your Students

- How would you handle the following situations?
 - “My mom is calling”
 - “I’m not feeling well, I need to call my parents to pick me up.”
 - “I need to contact my parent to coordinate a ride home today.”
 - “You aren’t allowed to take my phone.”
 - “I have a family emergency, I need to have access to my phone.”
 - “Please don’t take my phone, I need it. I won’t do it again, I promise.”
 - “This isn’t my phone.”

Students Refusing to Surrender Phone



- If a student refuses to give you their phone:
 - Let them know that the phone will be placed in a secure location
 - Many times students are concerned that it will be lost/damaged
 - Be compassionate and firm.
 - Have a campus supervisor escort them to the DOS to deliver their phone directly.

Clarifying Questions for D.O.S.?



- Submit your questions here: [Questions for DOS](#)

Uniforms



Uniforms & Using Resources Correctly



Punctuality



Monitoring During Passing Period

- Students must be monitored during passing periods
 - Teachers will stand outside the classroom to supervise students and facilitate students arriving to class on time
 - In addition to this campus supervisors will be stationed at different areas, especially hot spots
 - (places where students like to hide out) during passing period
- **If you see students lingering and the bell is about to ring, make sure to prompt that student to hurry to class so that they arrive on time**



Mission Alignment: Why Punctuality?

- Builds life skills
- Develops commitment and routine
- Builds responsibility

Punctuality



- You must be on time to every class, everyday.
- You will show up to class prepared with all of your materials
- You will be to participate and engage in class

Passes



Tardies/Skipping Class Consequences

- If you are late, you must have a pass either from the office, a teacher, social worker, or dean and take that to your teacher
- Your teacher may call to verify your late pass
- If you skip class, you will receive a lunch detention
- If you continue to show up late to class, you will have a restorative meeting with Deans, APs, and parents/guardians



MWA HALL PASS

Name: _____ Date: _____

To: Bathroom Library Office
 Dean of Students Locker MPR
 Other: _____

Message: _____


Signed: _____ Time: _____

Left (signed): _____ Time: _____

Tardies/Skipping Class



If a student arrives late to your class without a pass and no excuse for being late

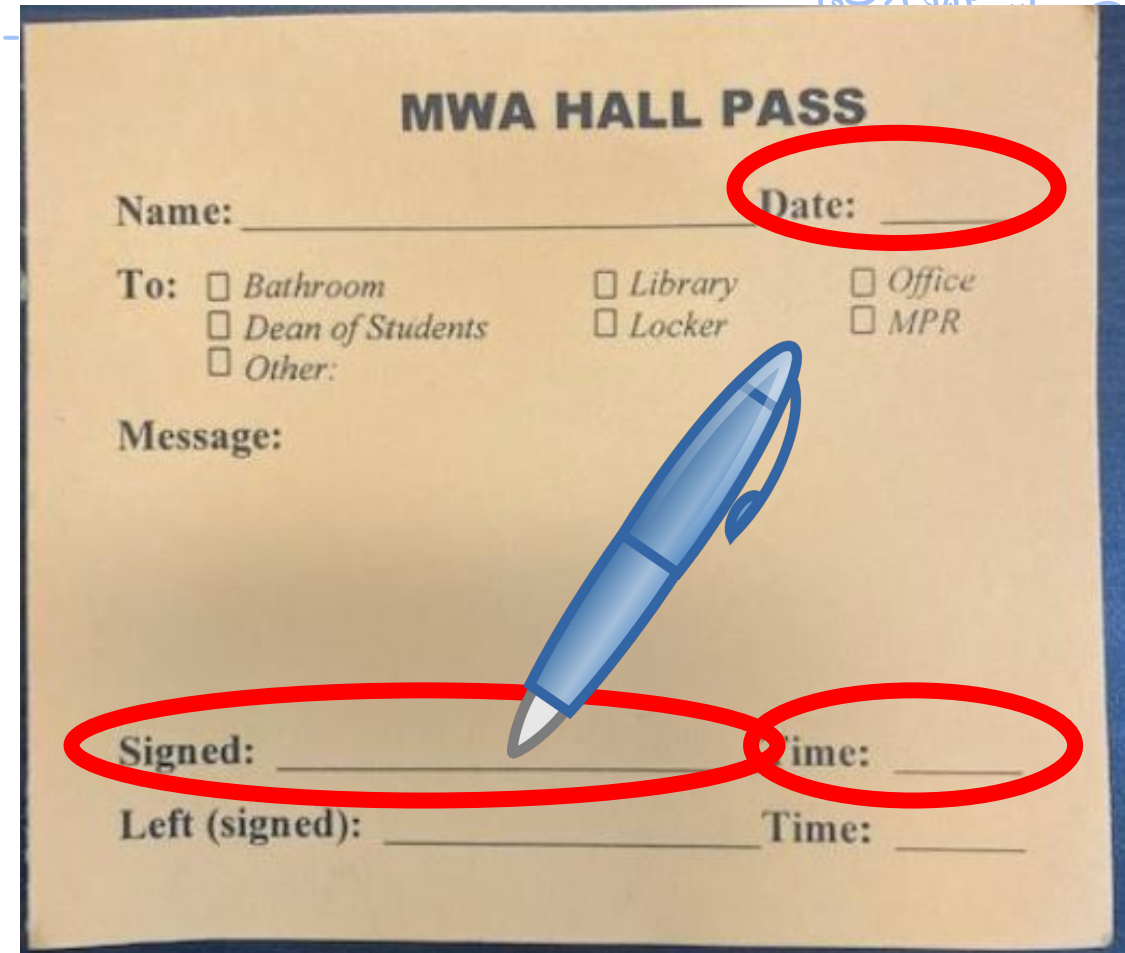
- For Upper School students, teachers will mark students as late in Powerschool (pending attendance office approval). If the behavior continues they will participate in a restorative conversation with the teacher during lunch or break.
- For Middle School students student will receive a warning for first tardy, if the behavior continues they will participate in a restorative conversation with teacher during lunch or break
- If the behavior persists after a restorative conversation you may refer the student to the deans through  **kickboard™** and notify parents

Mission Alignment: Why Passes?

- **As MWA staff, it is our job to know where students are at all times because we want to make sure that you are always SAFE!**
- **This is a way to ensure that students are in the classroom as much as possible**
- **We want you to learn!**

Hall Passes

- Students MUST have a hall pass when out of class no matter what.
- Your hall pass will be confirmed by a staff member
- Any staff can ask any student to see their hall pass.



MWA HALL PASS

Name: _____ Date: _____

To: Bathroom Library Office
 Dean of Students Locker MPR
 Other: _____

Message: _____

Signed: _____ Time: _____

Left (signed): _____ Time: _____

Common Spaces



Mission Alignment: Why Common Space

- Keep our campus clean
- Safety first
- Take pride in our school community

Open Learning Spaces

Students should use open learning spaces when...

- They have explicit permission from their teachers.
- They have completed a specific amount of classwork as detailed by their teacher.

Students should NOT use open learning spaces when ...

- They have a substitute teacher
- They are not being supervised by their teacher
- They are not being productive
- They are on a break
- They are eating



MS Dining Commons



- **During recess or lunch students will be dismissed from the dining commons by table**
 - Students will raise their hands to let an adult know that they are finished eating and ready to clean up
 - An adult on supervision will come and supervise while students throw away garbage and wipe table if necessary
 - Students may only be dismissed as a table when table and area around the table on the floor is clean
- **If students leave without following these expectations:**
 - Student will receive a warning the first time, if the behavior continues they will participate in a restorative conversation with teacher during lunch or break
 - If the behavior persists after a restorative conversation you may refer the student to the deans through Kickboard and notify parents

US Dining Commons



For Upper School adults on supervision duty report to dining commons at the start of lunch

- During break or lunch, the expectation for students is that they will clean up after themselves.
- If students leave without following the expectation to clean up after themselves:
 - Student will receive a warning the first time, if the behavior continues they will participate in a restorative conversation with teacher during lunch or break
 - If the behavior persists after a restorative conversation you may be asked to talk to a dean and parents will be notified
- Reminder: Dining Commons are off limits EXCEPT during lunch and before school

Hallways & Walkways

In effort to keep our campus safe, teachers stand in front of their classroom or in the hallways during our transition periods. Remember to...

- Be mindful of others as they pass by you
- Walk, don't run in the hallways
- Use the RIGHT SIDE of the staircase when going up/ coming down.
- Students may not use the elevator unless they have a pass (issued by front office or Dean)

Help keep our campus beautiful! When outside...

- Use the paved walkways- Always use the crosswalks when crossing the road!
- Stay off of the mulched area and plants.
- Dispose of trash in the receptacles.
- Limit horseplay - no roughhousing!

REPs for Restrooms

Students are not excused to the restroom during the first and last 10 minutes of class. Try to use the restroom during your break, lunch, and transitions.

- Make sure you sign out/in using the sheets provided
- Ask for a bathroom pass.
- You should be gone no more than five minutes. After 10 minutes students will be marked skipped.
- Only one student may be excused at a time
- Excessive restroom use results in a follow up conversation with the student with and/or family (in case of underlying medical condition).

REPs for DRILLS

Every drill must be treated as if it were a real emergency. During any drill students should be instructed to...

- Remain at VOICE LEVEL 0 at all times.
- Exit the building quickly, safely, and quietly.
- Follow the teacher as you exit the classroom (do not leave first).
- Remain with their class/ cohort if and when possible.
- Line up single-file in the designated area.
- Wait at VOICE LEVEL 0 for the “all clear” and exit instructions.



Respect

Respect

Why Respect?
Defining Respect
Behavior
Interventions



Why is
respect
important?

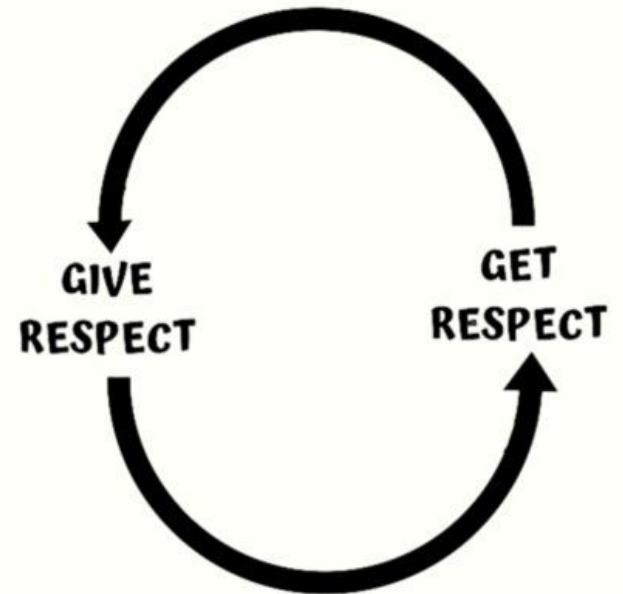


MWA Core Value: “Respect”

Defining Respect

We believe each person is valuable and we demonstrate respect by following our community norms

1. If an adult on campus asks a student to do something, the student is expected to listen and follow directions (unless it's immoral or illegal)
2. Profanity and derogatory terms are always unacceptable
3. Students and staff must treat each other with empathy and validate their emotions.
4. Students should not talk over each other or the teacher while classroom instruction is in session. (one mic)



Why Respect?

WHY /RESPECT/ MATTERS

REPS Reflect Respect

1

Being respected in our everyday interactions matters to our quality of life.

2

Being treated with respect is a sign that we belong in a community or society.

3

Respect provides an important foundation for equal treatment.

4

Respect is the basis for relational equality.

5

Self-respect is important to individual flourishing.

Behavior Interventions

- First Offense:
 - Restorative Conversation with the scholar/s who is being disrespectful (model the appropriate behavior)
 - Call home (parent/guardian)
 - Document on Kickboard
- Second Offense:
 - Restorative circle with all parties who were impacted by the situation
 - Restorative Community Project during lunch.
 - Document on Kickboard
- 3rd Offense:
 - SST meeting with (teachers, APs, Parents, Social Worker and DOS)
 - Behavioral Intervention Plan

Depending on the severity of the infraction scholars can receive suspension



Building Healthy Relationships



Building Relationships

Why build relationships?

. Mindset

. Strategies



Why Healthy Relationships?

Elbow Partner Share:

- What are “healthy relationships”?
- Why do you feel like having healthy relationships is important?



Why Relationships?

“Relationships show us how to love and be loved as well as who we want to be in life and whom we don't. “

“Having serious trusting relationships allows us to truly be our true selves”

Creating and sustaining safe, stable, nurturing relationships and environments for all children and families can prevent (ACEs Adverse Childhood Experiences) and help all children reach their full potential.”

Why Relationships?



Why Relationships?

We cannot heal a relationship that never developed.

We cannot repair what was never built.

We cannot restore what never existed.

Tips on building relationships

Building relationships is about...

- Keep your hands to yourself
- Respect others boundaries
- check your own emotions first
- maintain a neutral tone
- focus on the behavior, not the person

Thank you.



Learn. Graduate. Give Back.