



Learn. Graduate. Give Back.

6-Year Comparison of UC/CSU Eligibility Rates College and Career Counseling

70% of seniors are CSU-eligible, meeting our long-term target for college-bound students, despite another year of falling rates (Table 1). CSU-eligibility rates beat our expectations by 10%, since last spring it was projected that nearly 35% would be neither UC- or CSU-eligible based on GPAs at that time.

The admissions results of this year's college-bound graduates may mirror that of the Class of 2018, based on similar CSU-eligibility rates (Table 2).

Table 1. 70% of seniors are CSU-eligible, meeting our long-term target for college-bound students, despite another year of falling rates.

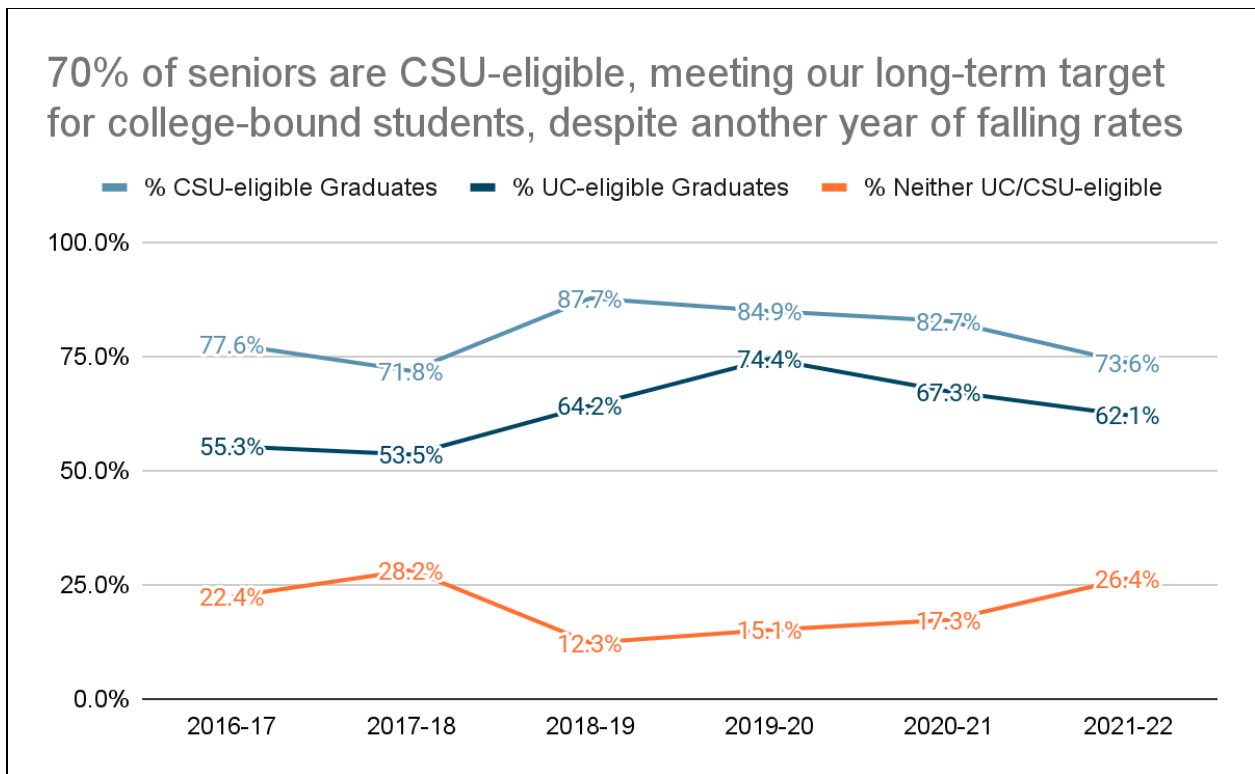




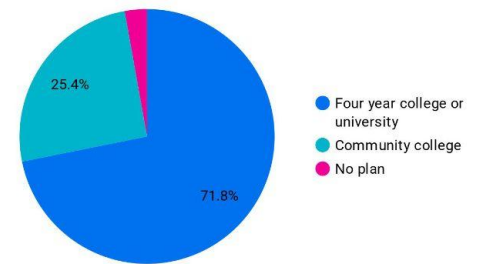
Table 2. The post-secondary plans of this year’s college-bound graduates may mirror that of the Class of 2018, based on similar CSU-eligibility rates.

At graduation, what did seniors commit to doing after high school?

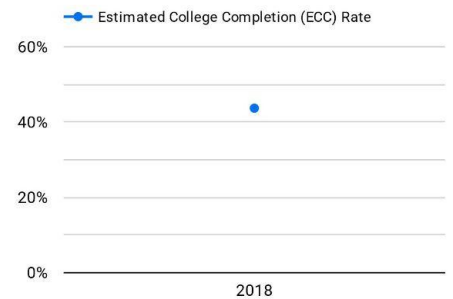
Making Waves Academy post-secondary data from 2015 to 2021

Class of: 2018 (1) ▾

May 1 Commitment	Record Count	Estimated College Co...
1. University of California, Berkeley	1	91%
2. University of California, Davis	2	85%
3. University of California, Santa Cruz	1	77%
4. University of California, Riverside	1	75%
5. Mills College	1	68%
6. University of California, Merced	5	64%
7. California State University, Northridge	1	60%
8. Sonoma State University	2	58%
9. San Jose State University	2	57%
10. San Francisco State University	9	54%
11. California State University, Stanislaus	2	53%
12. Sacramento State University	4	48%
13. Humboldt State University	1	47%
14. Holy Names University	1	43%
15. California State University, East Bay	16	42%
16. California State University, Bakersfield	2	41%
17. San Antonio College	1	22%
18. Contra Costa College	8	21.6%
19. College of Marin	1	15.4%
20. Laney College	1	13%
Grand total	71	43.7%



We expect that with each graduating class, the cohort ECC will increase at an annual rate of approximately 1-2% until it approaches 70%, at which point it will level out and maintain.



1 - 22 / 22 < >

View the interactive report: [At graduation, what did seniors commit to doing after high school?](https://datastudio.google.com/s/jTI76hWLTfQ)
<https://datastudio.google.com/s/jTI76hWLTfQ>