



MONTHLY SCHOOL REPORT

School & Date Selection

School

Reach Cyber Charter School 

Report Date

March 31, 2023 

Currently Enrolled

7397

Total YTD Enrolled

8627

Enrollment Services Complete (Stage 4)

9454



This visual does not support exporting.

Reach Cyber Charter School

March 31, 2023

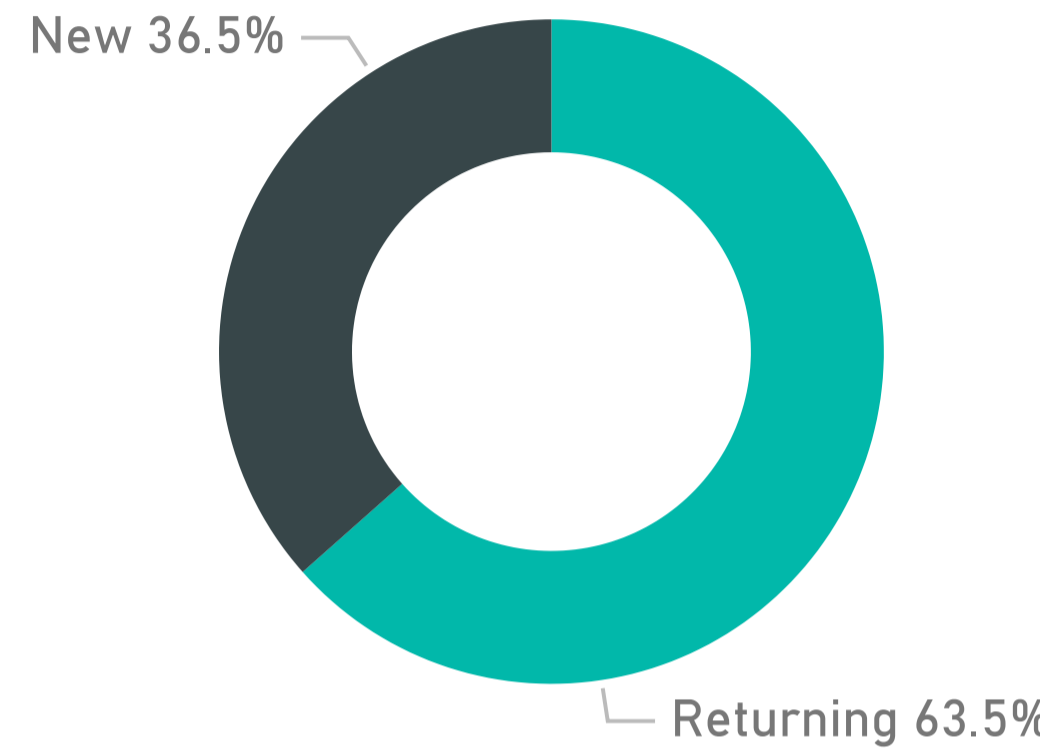
Current Enrollment Month-Over-Month Change

2%

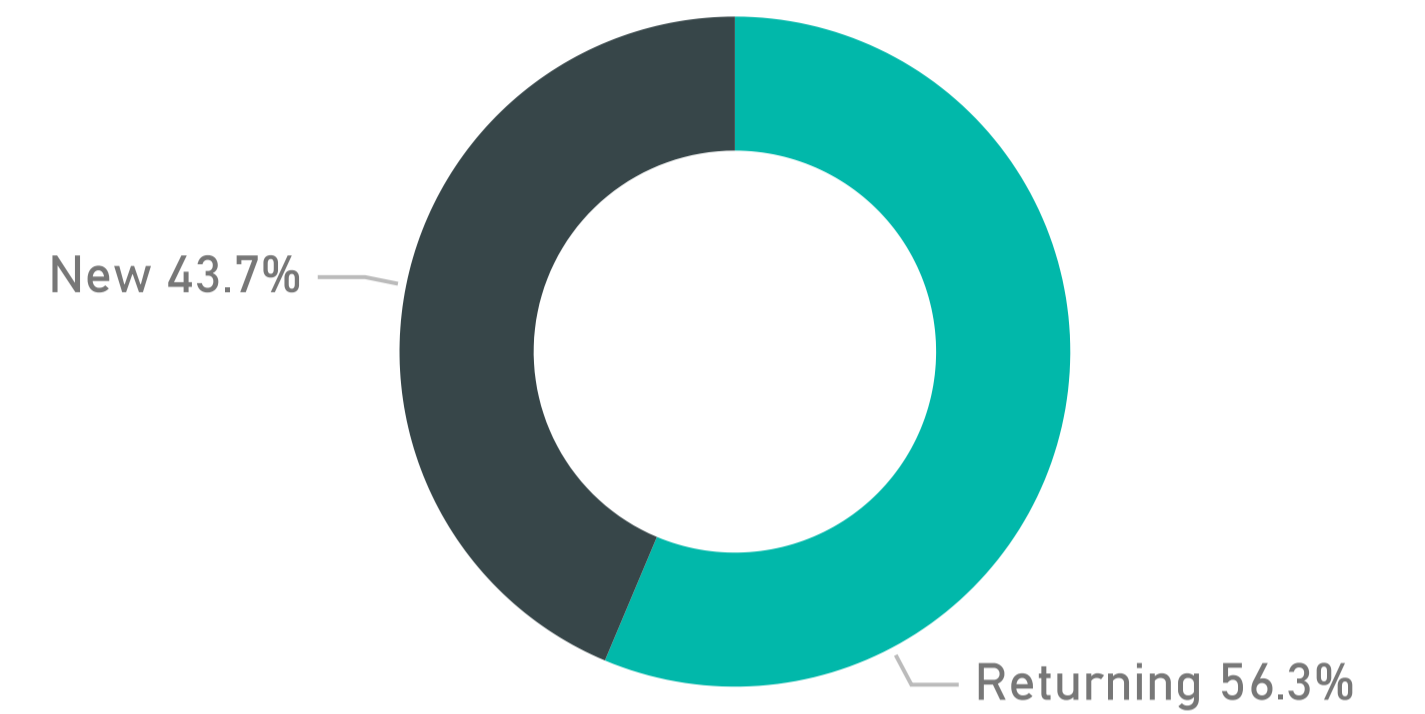
Current Enrollment Year-Over-Year Change

-4%

New and Returning

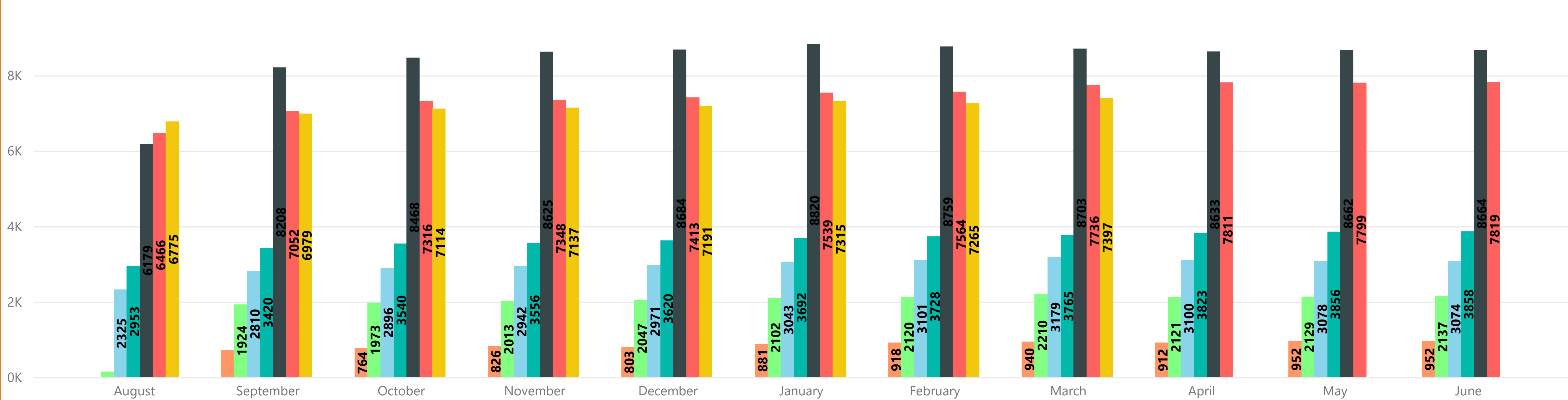


New and Returning Prior Year



Monthly Student Current Enrollment Comparison

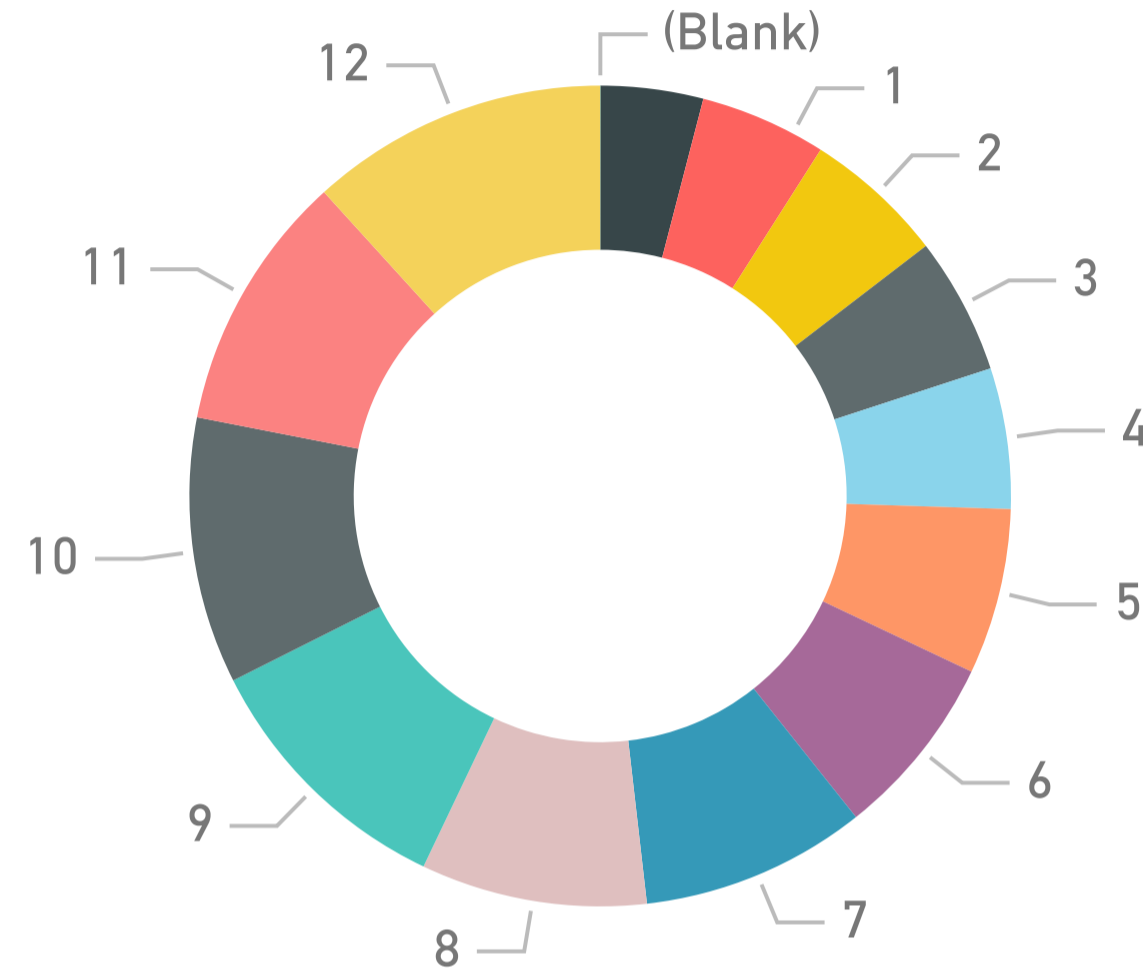
schoolYear ● 2016-2017 ● 2017-2018 ● 2018-2019 ● 2019-2020 ● 2020-2021 ● 2021-2022 ● 2022-2023



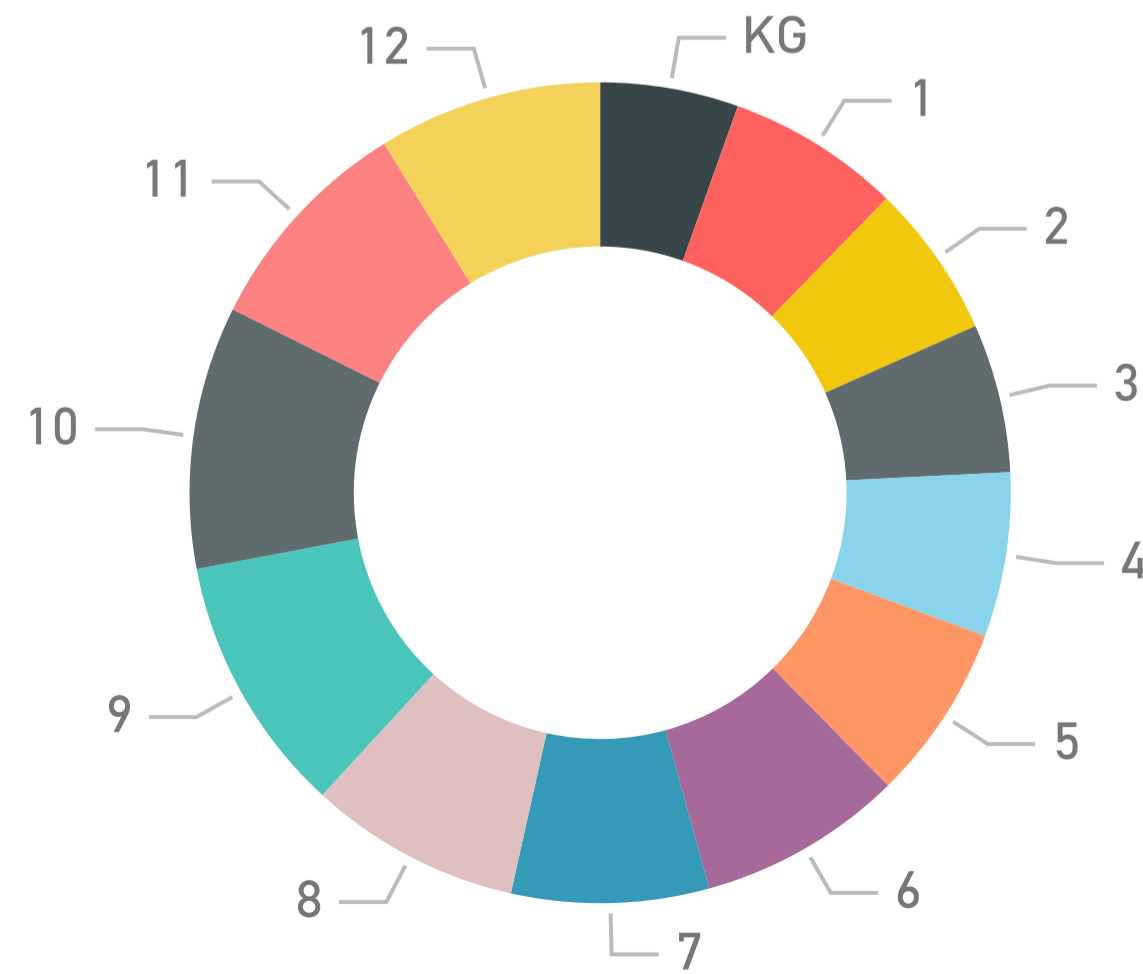
Reach Cyber Charter School

March 31, 2023

Enrolled Students by Final Grade



Enrolled Students Prior Year by Final Grade



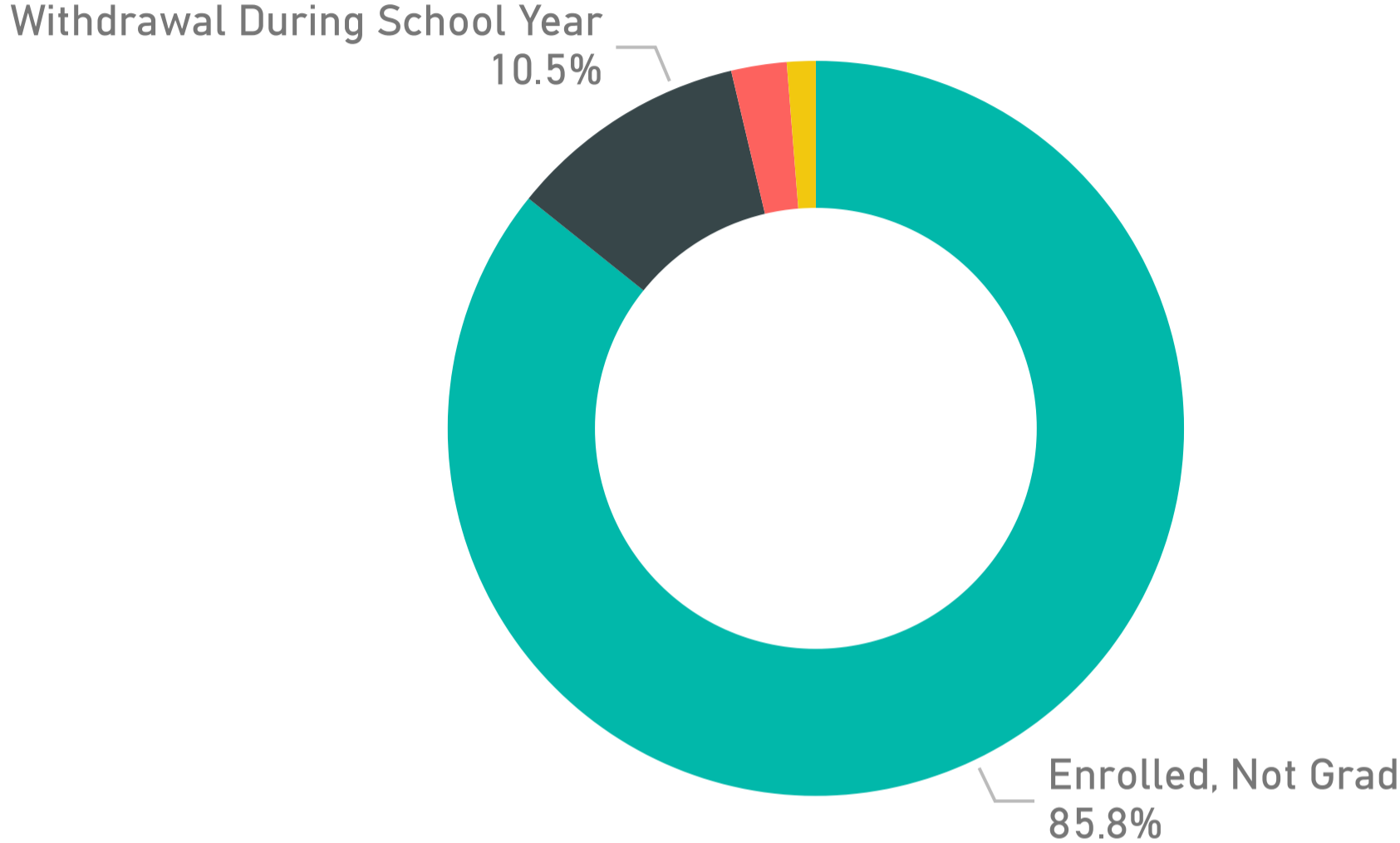
Grade Distribution

ReportPeriod	SameMonthPriorYear		PriorEOY		LastMonth		CurrentMonth	
GradeDistribution	Students	%CT Students	Students	%CT Students	Students	%CT Students	Students	%CT Students
PK-2	1419	18%	1424	18%	1062	15%	1077	15%
KG	421	5%	423	5%	290	4%	298	4%
1	529	7%	529	7%	364	5%	368	5%
2	469	6%	472	6%	408	6%	411	6%
3-5	1493	19%	1499	19%	1266	17%	1292	17%
3	453	6%	454	6%	393	5%	399	5%
4	501	6%	504	6%	403	6%	410	6%
5	539	7%	541	7%	470	6%	483	7%
6-8	1871	24%	1899	24%	1806	25%	1852	25%
6	625	8%	634	8%	528	7%	537	7%
7	601	8%	613	8%	636	9%	657	9%
8	645	8%	652	8%	642	9%	658	9%
9-12	2953	38%	2997	38%	3130	43%	3175	43%
9	789	10%	137	2%	756	10%	777	11%
10	800	10%	719	9%	760	10%	776	10%
11	682	9%	756	10%	757	10%	754	10%
12	682	9%	1385	18%	857	12%	868	12%
Total	7736	100%	7819	100%	7264	100%	7396	100%

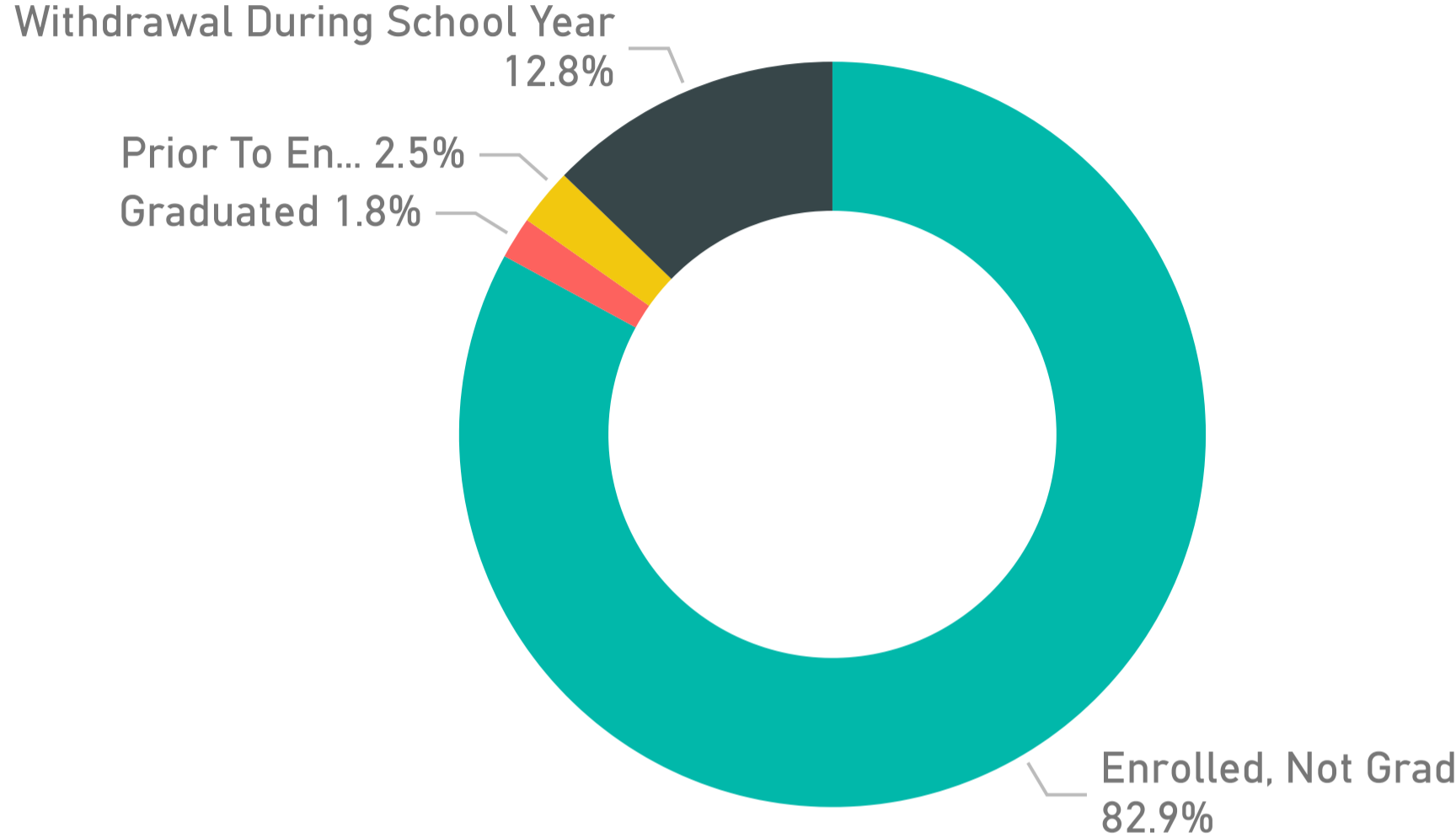
Reach Cyber Charter School

March 31, 2023

Total YTD Enrollment by Withdrawal Category



Total YTD Enrollment Prior Year by Withdrawal Category



Total YTD Enrollment

ReportPeriod Withdrawal Category	SameMonthPriorYear		PriorEOY		LastMonth		CurrentMonth	
	Student Count	%CT	Student Count	%CT	Student Count	%CT	Student Count	%CT
Enrolled, Not Grad	7748	83%	7819	82%	7267	86%	7398	86%
Graduated	170	2%	171	2%	208	2%	210	2%
Prior To Engagement	232	2%	235	2%	108	1%	109	1%
Withdrawal During School Year	1194	13%	1298	14%	851	10%	910	11%
Total	9344	100%	9523	100%	8434	100%	8627	100%

Enrollment Services Complete (Stage 4)

9454

Reach Cyber Charter School

March 31, 2023

Withdrawal Reason

WD Reason	SameMonthPriorYear	PriorEOY	LastMonth	CurrentMonth
	20	27	25	25
Another Reason	44	45	12	12
Deceased		4	1	1
Different/Better Schooling Option (Not related to socialization)	514	550	315	329
Generally dissatisfied with curriculum/course options	2	5	6	6
Inactivity	144	152	85	94
No longer able to provide a Learning Coach	42	45	14	14
No Reason Given	13	13	10	12
Program not flexible enough	6	6	45	46
Program takes too much of Learning Coach's time	31	37	17	18
Program takes too much of student's time	5	6	3	3
Pursuing GED	16	23	32	41
Student wants more socialization	147	156	92	103
Technical Difficulties	3	3	4	4
The curriculum is too hard	23	23	10	10
Transition to virtual school too difficult	23	26	34	37
Unhappy with the school	1	2	2	3
We are moving	137	146	104	110
We have chosen to home school	23	29	40	42

My student wants to return t... We are ...

My student wants ... We hav... My stu...

Inactivity/Lack of A... The tra... T... ...

The program/sche... Violat... ...

The c... ...

Reach Cyber Charter School

March 31, 2023

Household Data

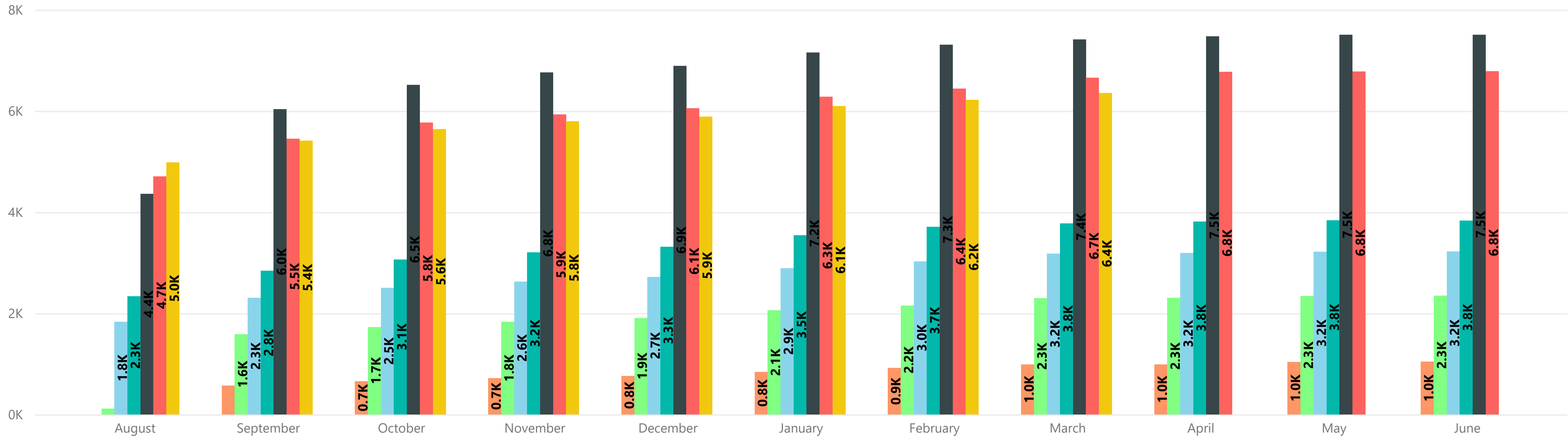
Household Data	SameMonthPriorYear	PriorEOY	LastMonth	CurrentMonth
Active	5562	5622	5400	5482
Graduated	171	172	204	206
Not Returning		0		
WD During School Year	940	1020	681	731
WD Prior To Engagement	195	198	95	96

Students Per Active Household

SameMonthPriorYear	PriorEOY	LastMonth	CurrentMonth
1.39	1.39	1.35	1.35

Monthly Total Households

schoolYear ● 2016-2017 ● 2017-2018 ● 2018-2019 ● 2019-2020 ● 2020-2021 ● 2021-2022 ● 2022-2023



Reach Cyber Charter School

March 31, 2023

Ethnicity

Ethnicity	SameMonthPriorYear	PriorEOY	LastMonth	CurrentMonth
Hispanic or Latino	1146	1161	1142	1171
Not Hispanic or Latino	6588	6656	6123	6226

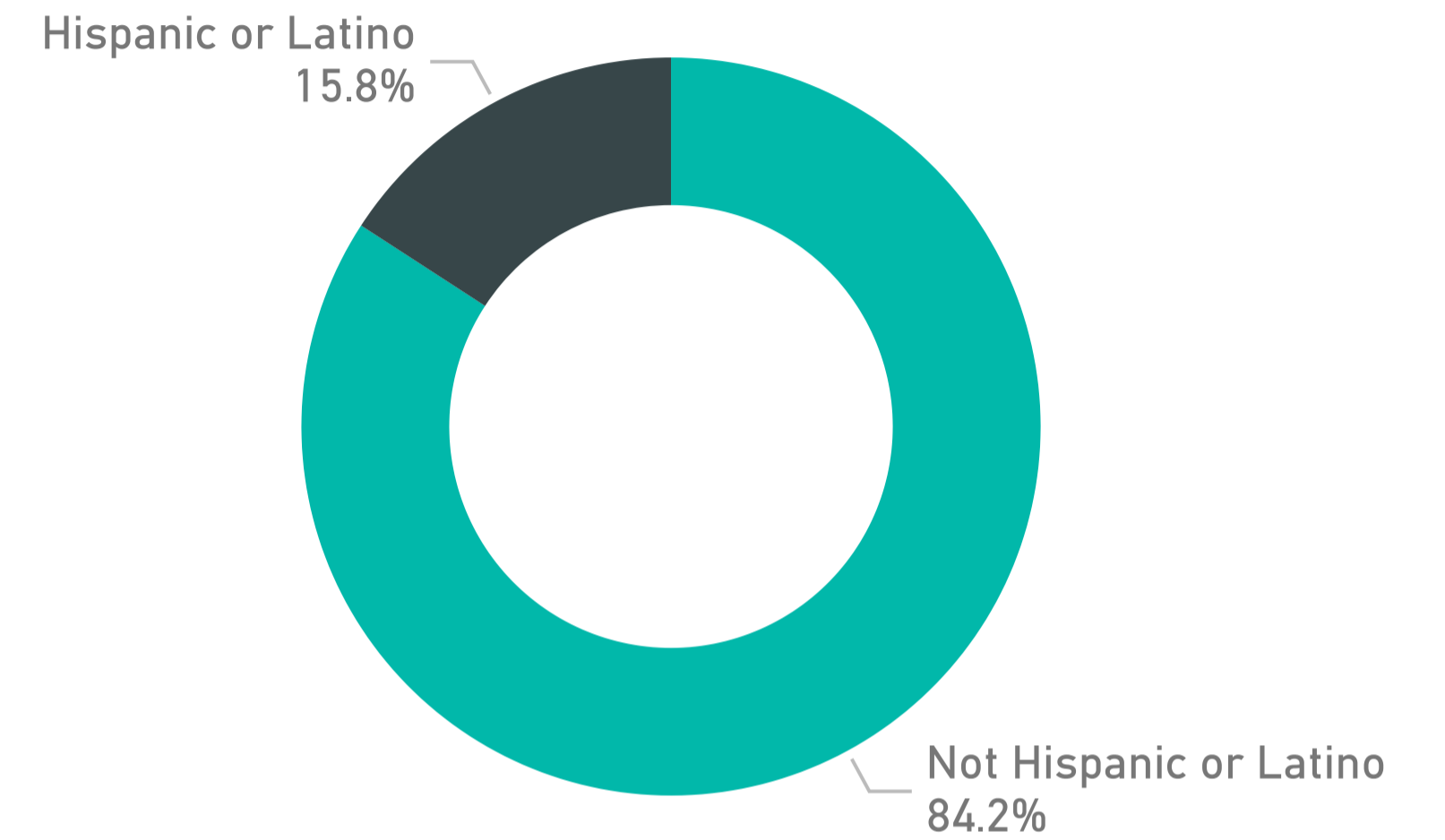
Race

Race	SameMonthPriorYear	PriorEOY	LastMonth	CurrentMonth
American Indian or Alaskan Native	288	288	288	289
Asian	156	157	160	161
Black/African American	2646	2689	2580	2629
Native Hawaiian or Other Pacific Islander	123	125	109	112
White	5358	5395	4960	5053

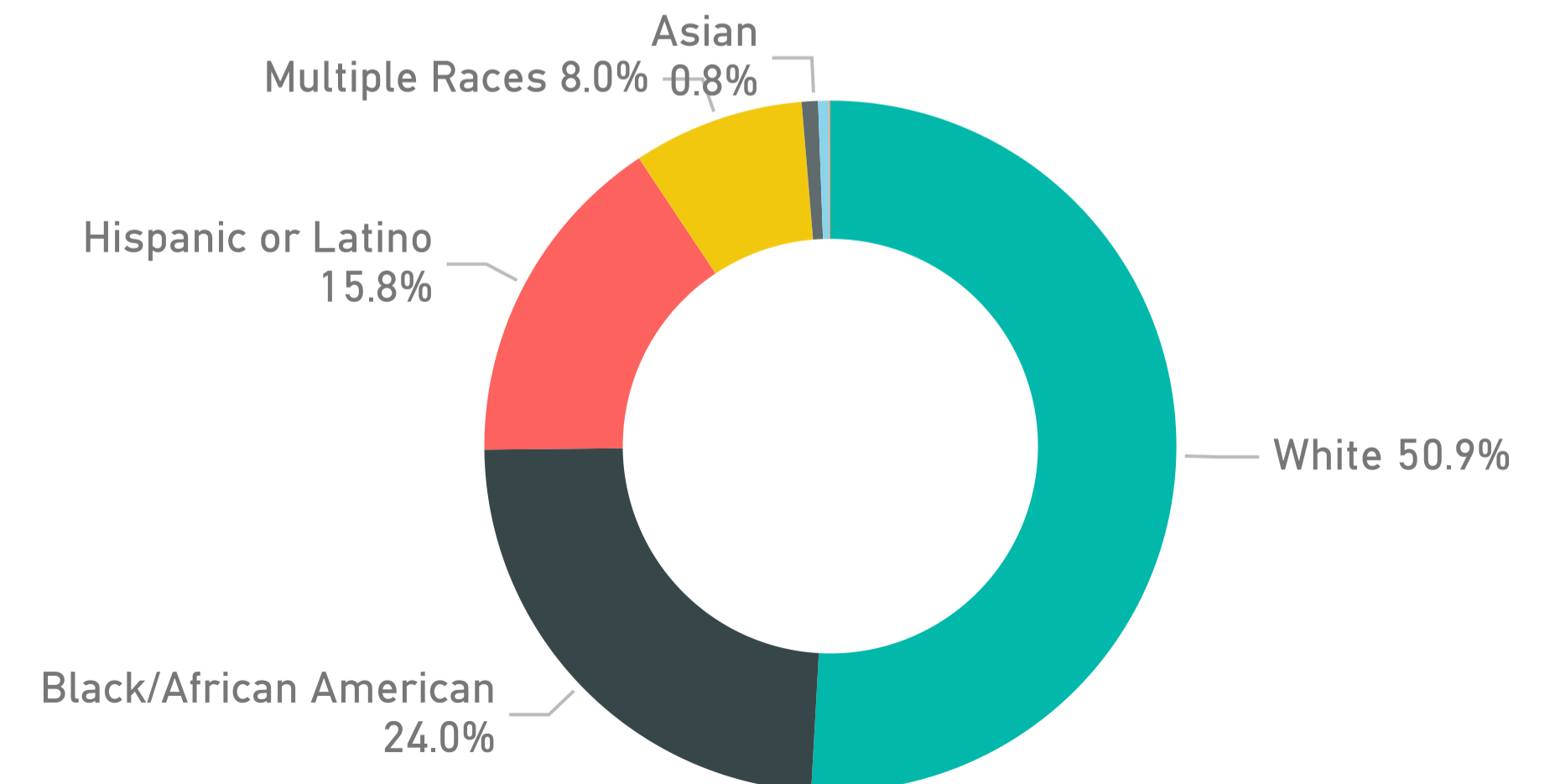
Distinct Race/Ethnicity

Distinct Race/Ethnicity	SameMonthPriorYear	PriorEOY	LastMonth	CurrentMonth
American Indian or Alaskan Native	40	40	38	37
Asian	61	63	57	56
Black/African American	1783	1824	1737	1772
Hispanic or Latino	1146	1161	1142	1171
Multiple Races	593	591	587	592
Native Hawaiian or Other Pacific Islander	7	7	5	5
Not Indicated	2	2		
White	4104	4131	3699	3764

Enrolled Students by Ethnicity



Enrolled Students by Distinct Race/Ethnicity



Reach Cyber Charter School

March 31, 2023

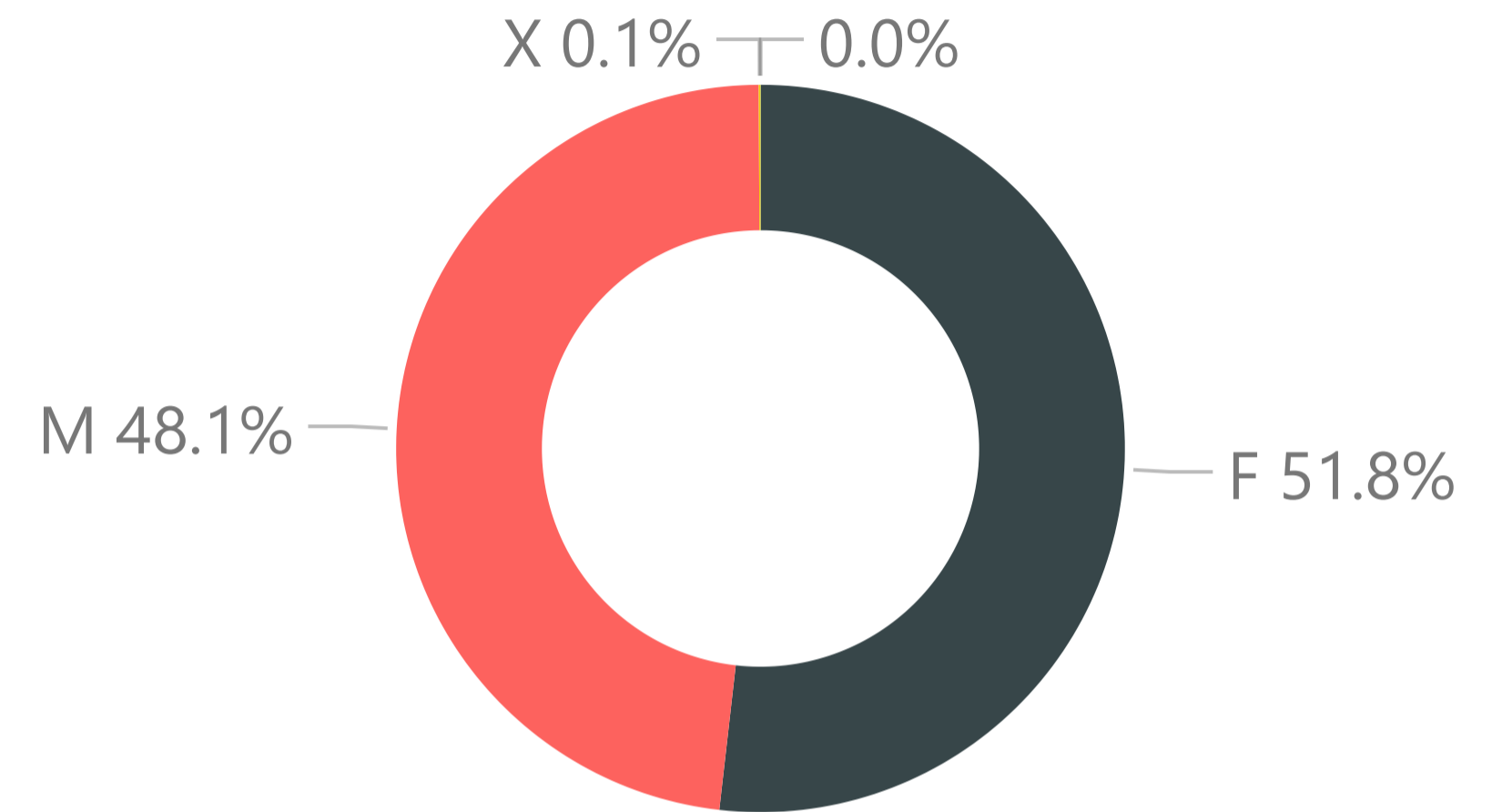
Gender

Gender	SameMonthPriorYear	PriorEOY	LastMonth	CurrentMonth
	2	2	1	1
F	3898	3945	3752	3831
M	3834	3870	3506	3559
X	2	2	6	6

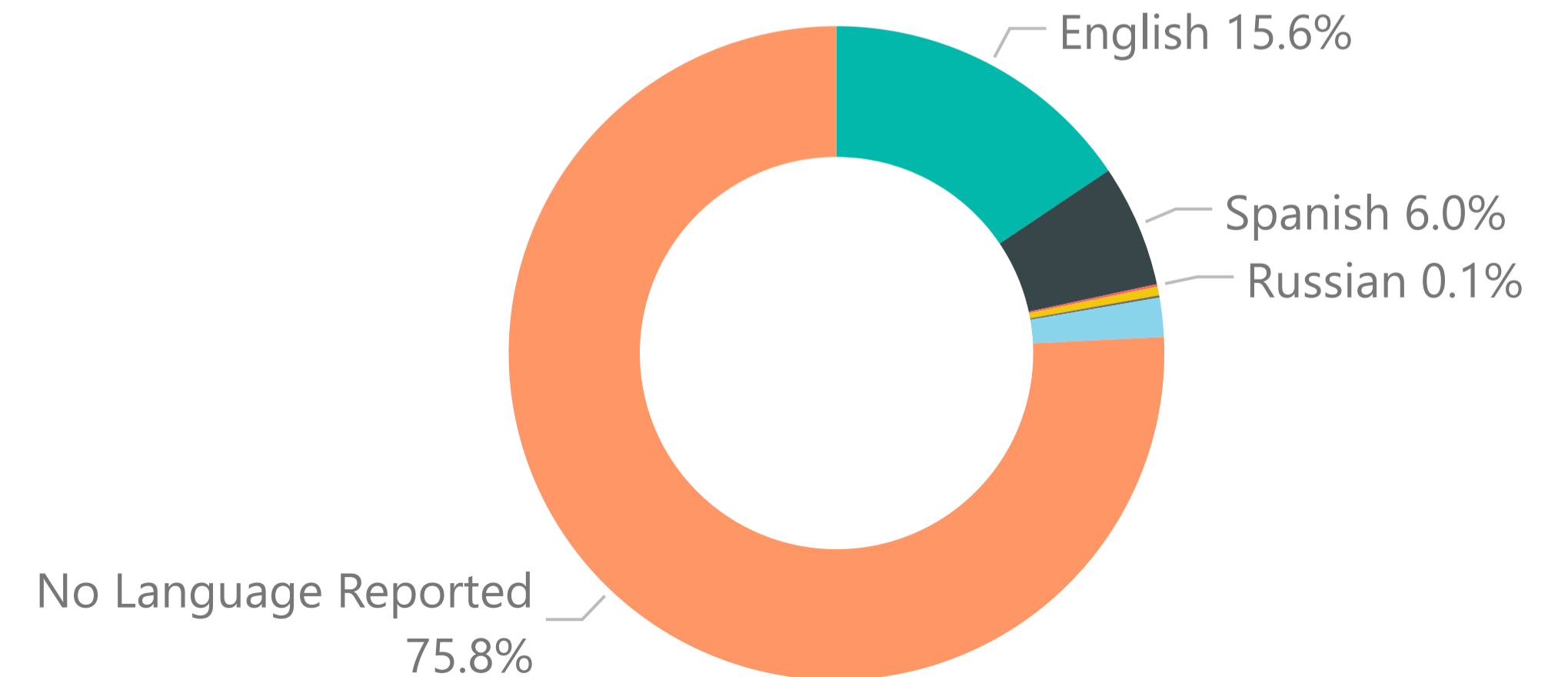
Primary Language

Home Language	SameMonthPriorYear	PriorEOY	LastMonth	CurrentMonth
English	1212	1223	1129	1152
Spanish	419	423	433	447
Russian	7	7	10	9
Arabic	40	38	31	32
Urdu	8	9	8	8
Another Language	175	177	141	143
No Language Reported	5875	5942	5513	5606

Enrolled Students by Gender



Enrolled Students by Language



Reach Cyber Charter School

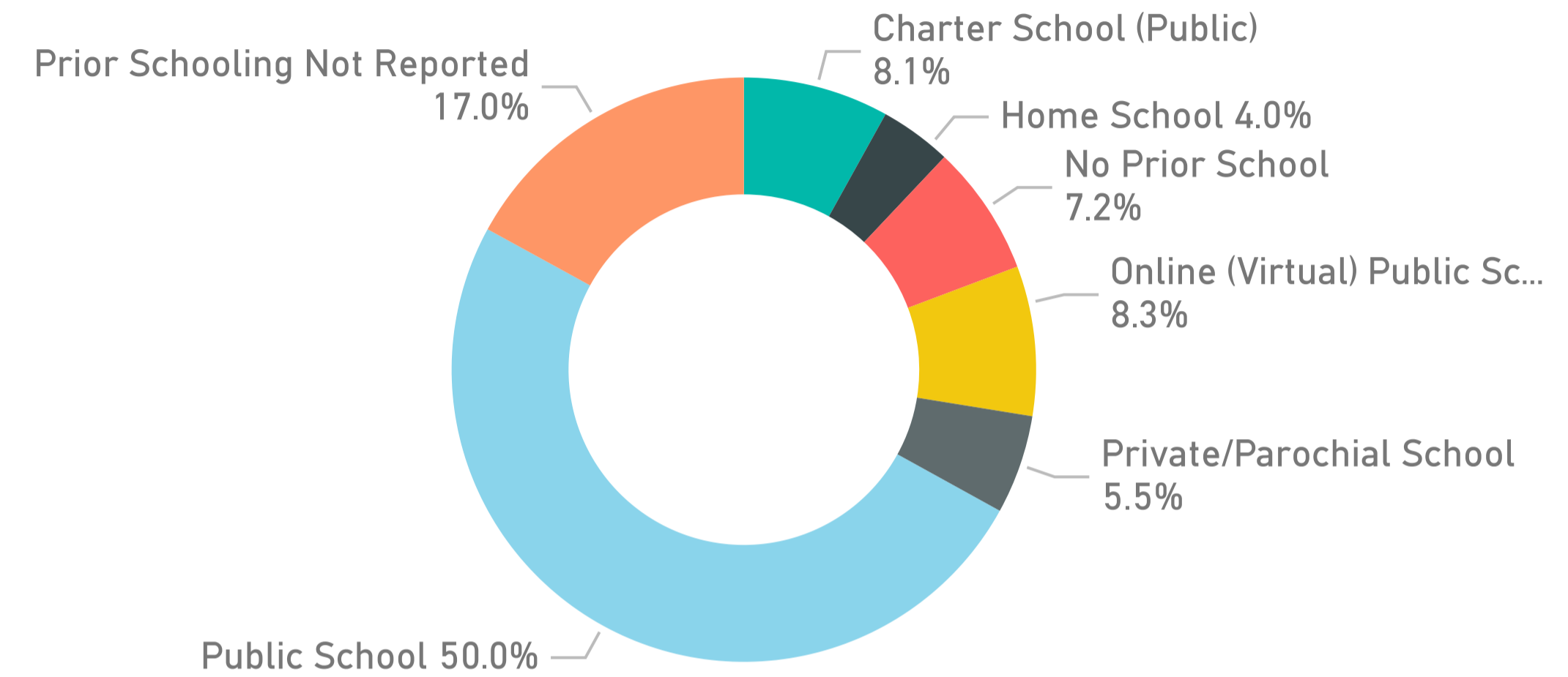
March 31, 2023

Prior Schooling

Prior Schooling	SameMonthPriorYear	PriorEOY	LastMonth	CurrentMonth
Charter School (Public)	660	675	580	596
Home School	321	327	289	294
No Prior School	662	663	531	535
Online (Virtual) Public School	752	752	604	613
Private/Parochial School	541	547	395	405
Public School	4309	4367	3593	3695
Prior Schooling Not Reported	491	488	1273	1259

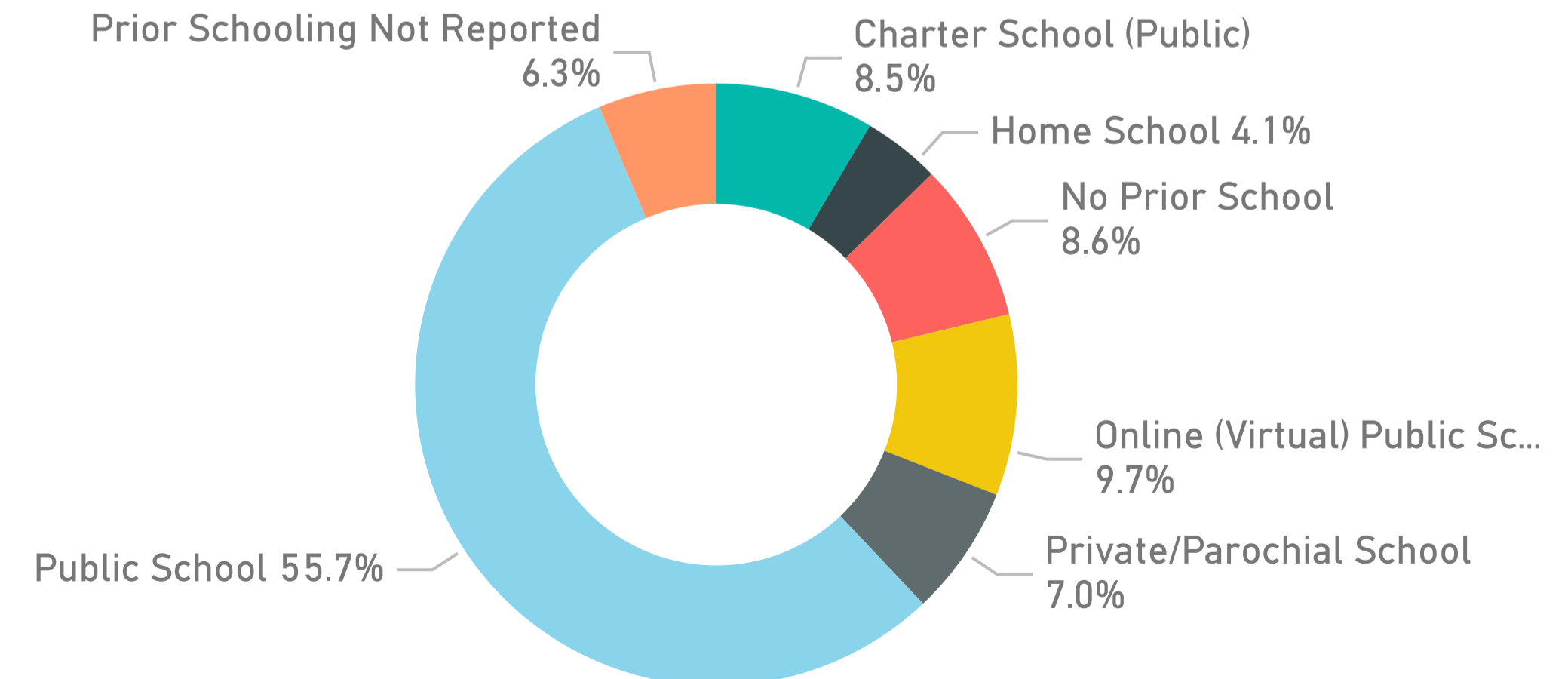
Prior Schooling

March 31, 2023



Prior Schooling

March 31, 2022

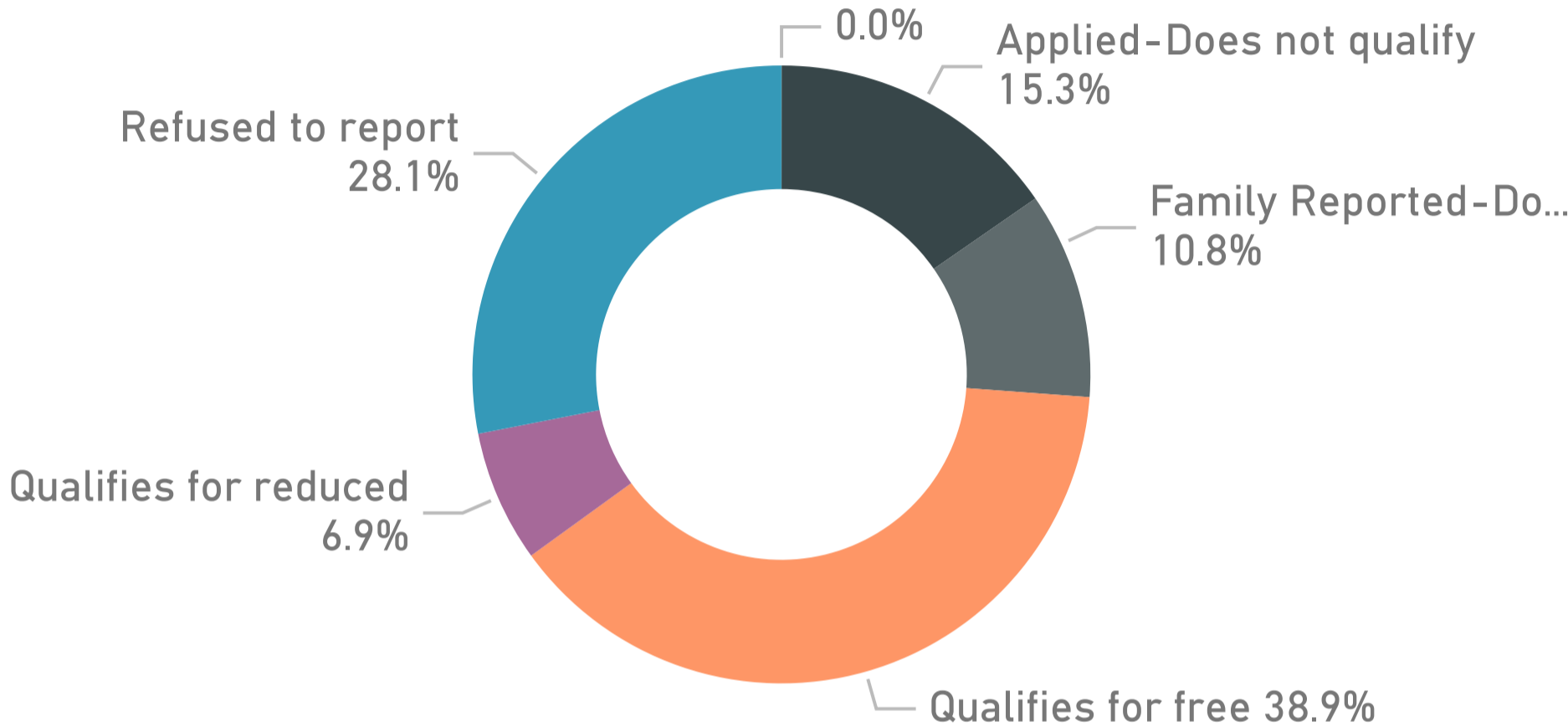


Reach Cyber Charter School

March 31, 2023

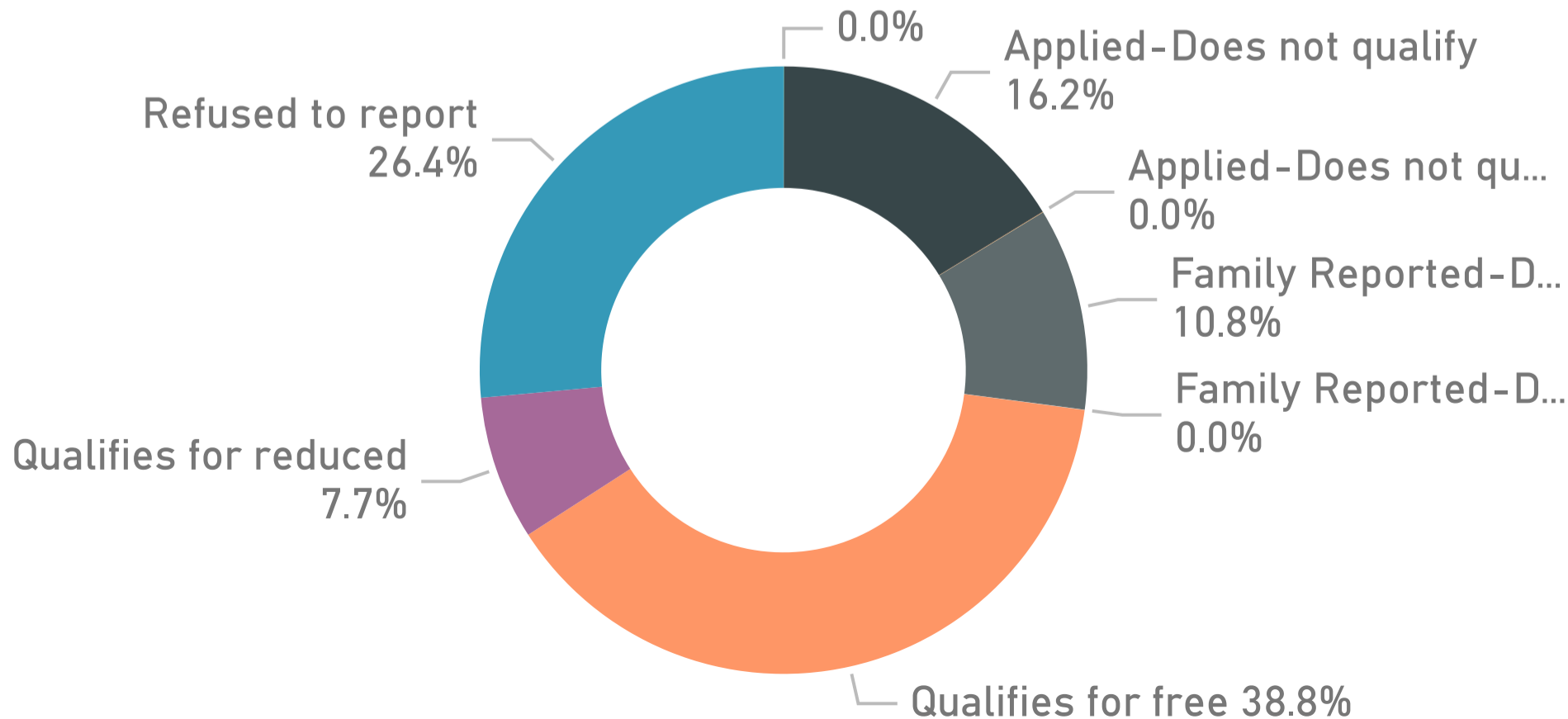
FARM Eligibility

March 31, 2023



FARM Eligibility

March 31, 2022



Disability

Disability	SameMonthPriorYear	PriorEOY	LastMonth	CurrentMonth
Autism	208	214	214	218
Cognitive Disability	100	106	119	122
Developmentally Delayed			1	2
Emotionally Impaired	144	151	152	159
Hearing Impaired	7	6	7	7
Multiple Disabilities	2	2	6	4
Other	5	5	2	2
Other Health Impaired	356	384	372	389
Physical Disability	1	1	1	1
Specific Learning Disability	707	738	682	698
Speech/Language Impaired	195	216	193	200
Traumatic Brain Injury	3	3	1	1
Visually Impaired	3	4	3	3

Specific Learning Disability

Other Health Impaired

Speech/La...

Emotio...

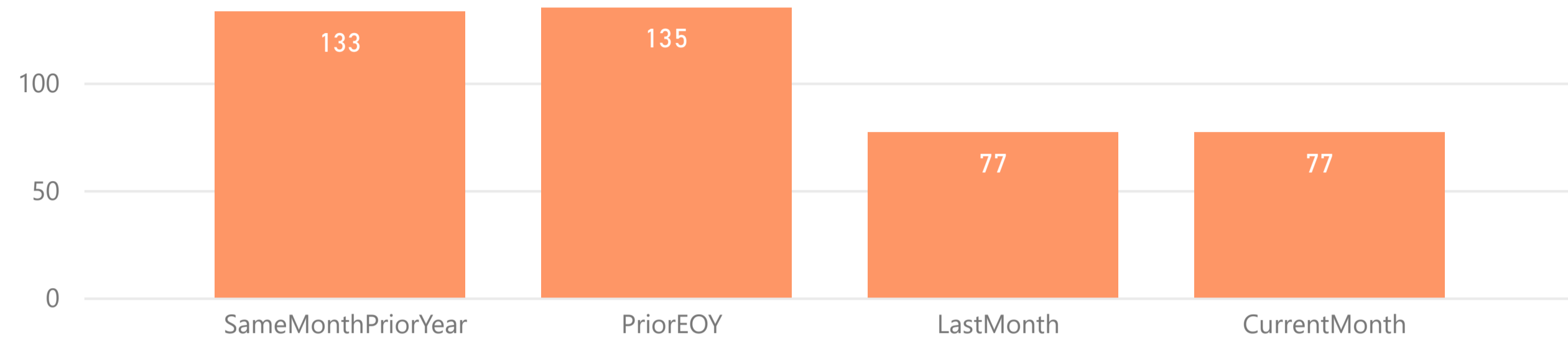
Autism

Cognitive Disability

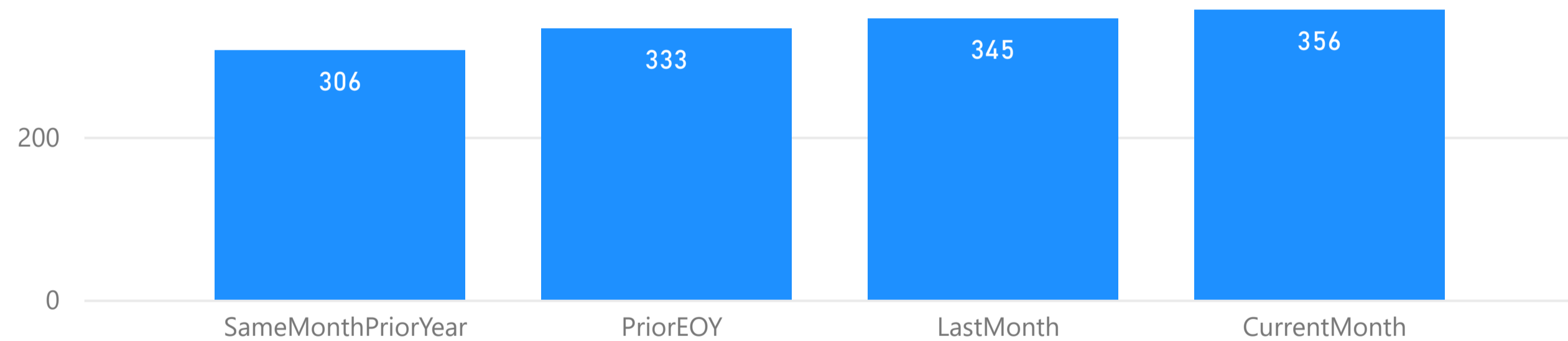
Reach Cyber Charter School

March 31, 2023

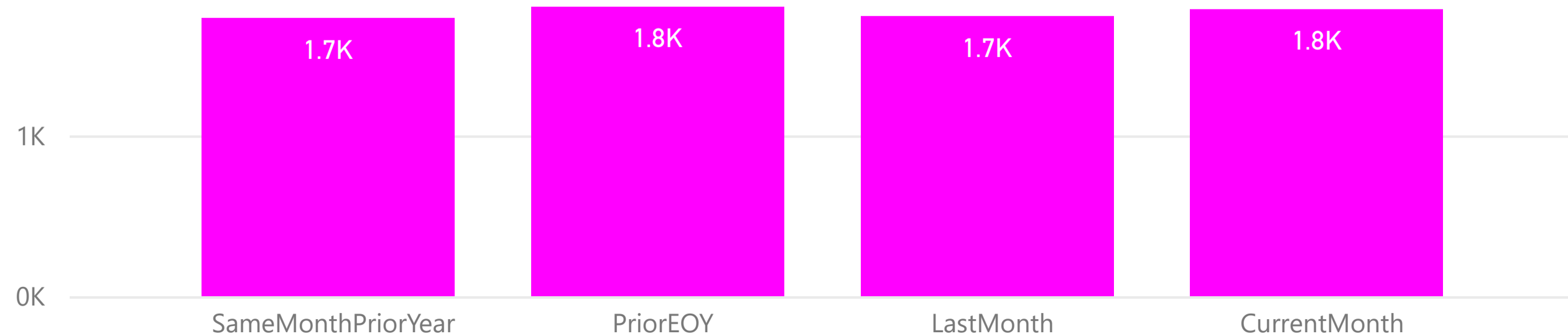
Gifted



Plan504



IEP



Currently Enrolled

7397

Gifted

1%

Plan504

5%

IEP

24%

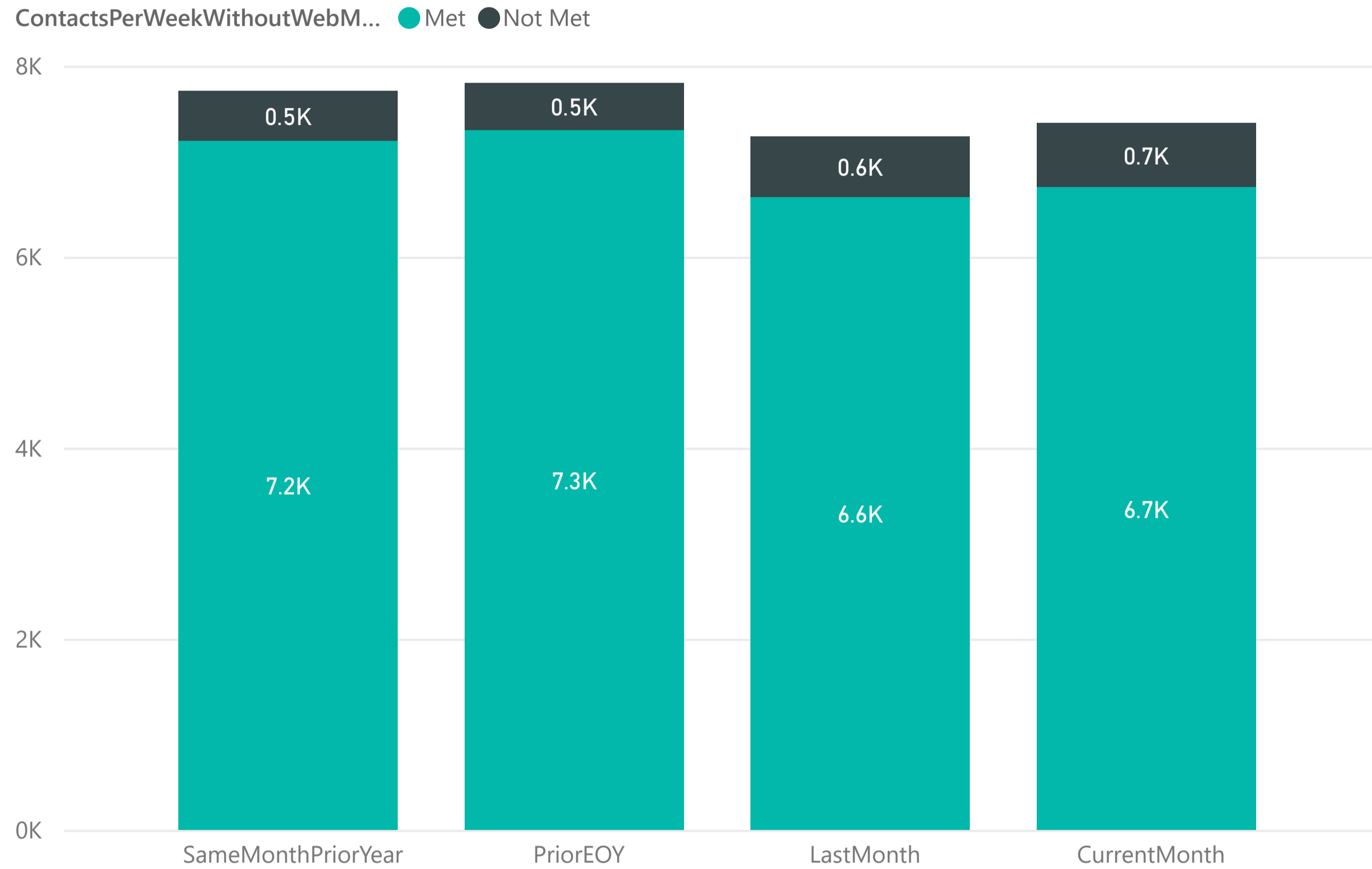
Not in Special Population

70%

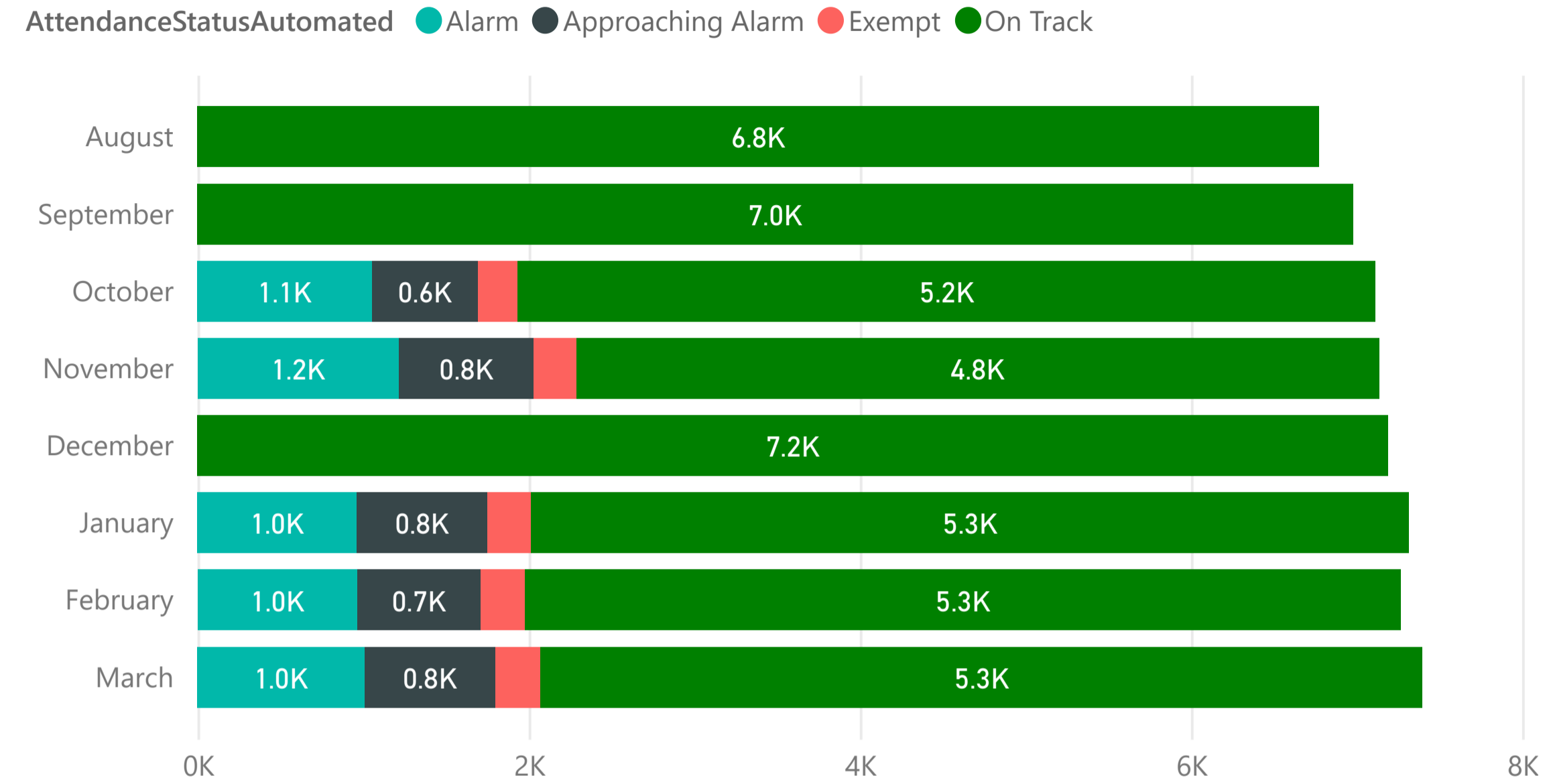
Reach Cyber Charter School

March 31, 2023

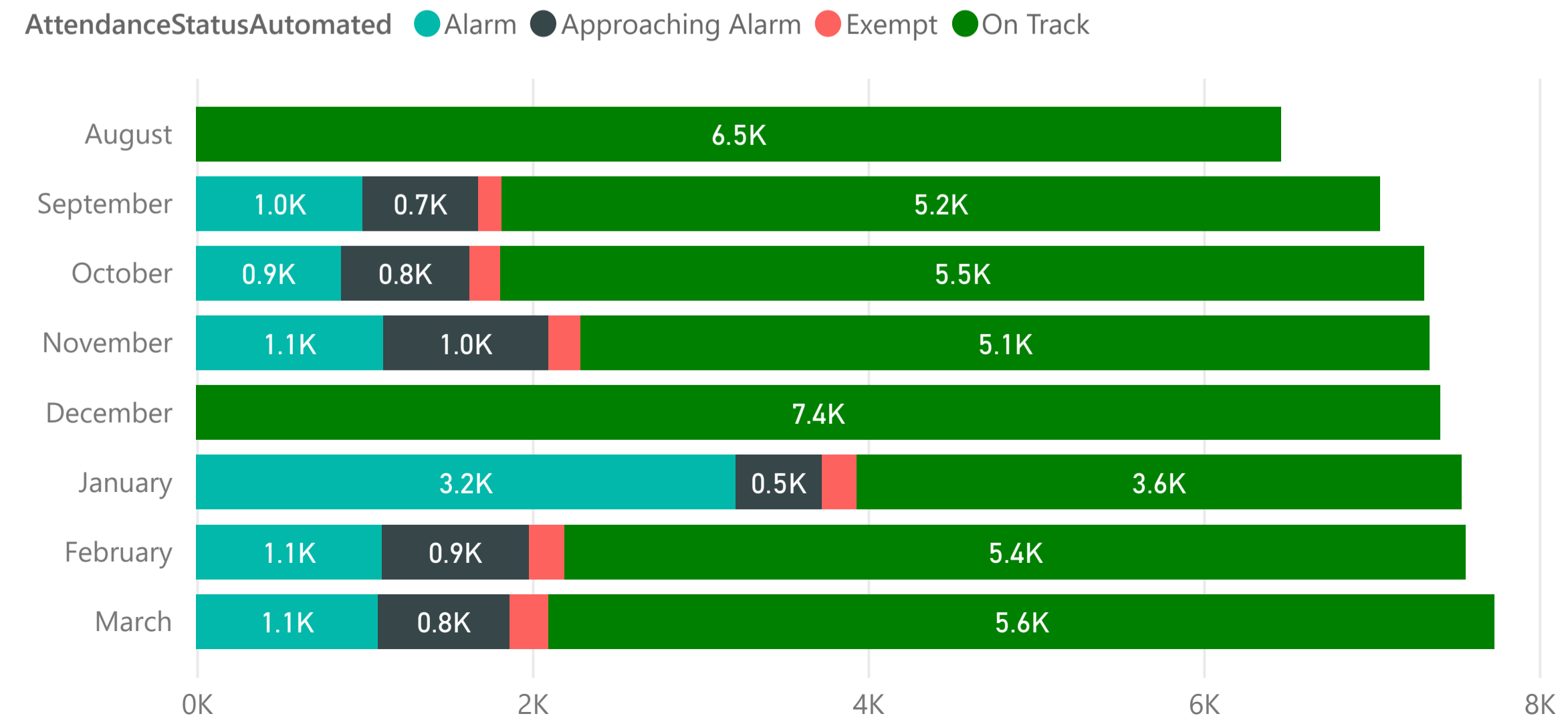
Contacts Per Week



School Year: 2022-2023



School Year: 2021-2022



Currently Enrolled

7397

Reach Cyber Charter School

March 31, 2023

Average Participation

GradeDistribution	SameMonthPriorYear	PriorEOY	LastMonth	CurrentMonth
PK-2	103%	93%	104%	99%
3-5	99%	97%	112%	104%
6-8	93%	97%	90%	91%
9-12	84%	99%	83%	83%
Total	93%	97%	93%	91%

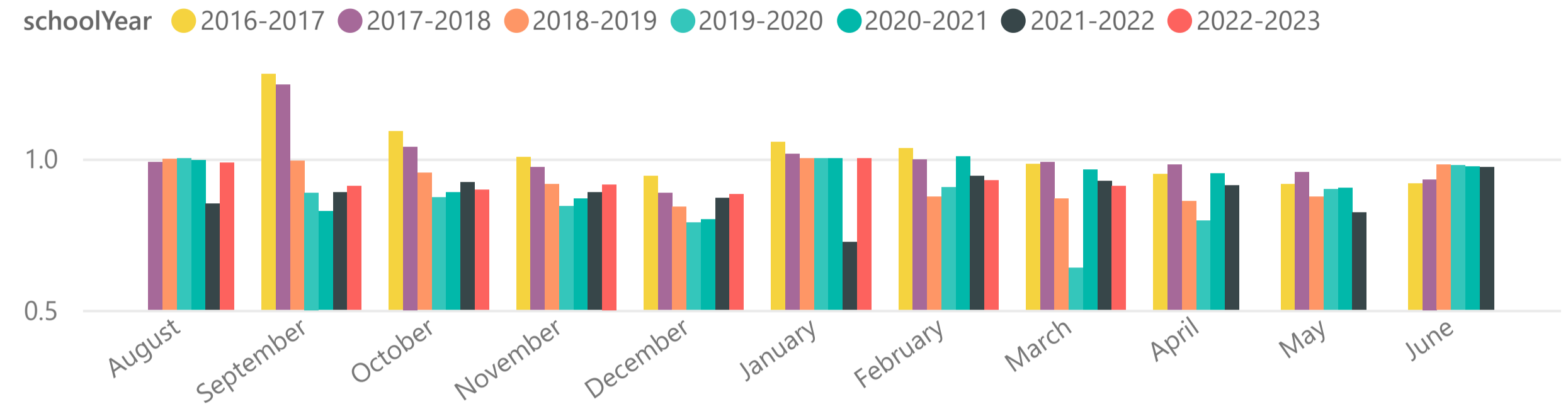
Average Performance

GradeDistribution	SameMonthPriorYear	LastMonth	CurrentMonth
PK-2	84%	83%	82%
3-5	79%	84%	80%
6-8	73%	76%	72%
9-12	72%	69%	67%
Total	76%	76%	72%

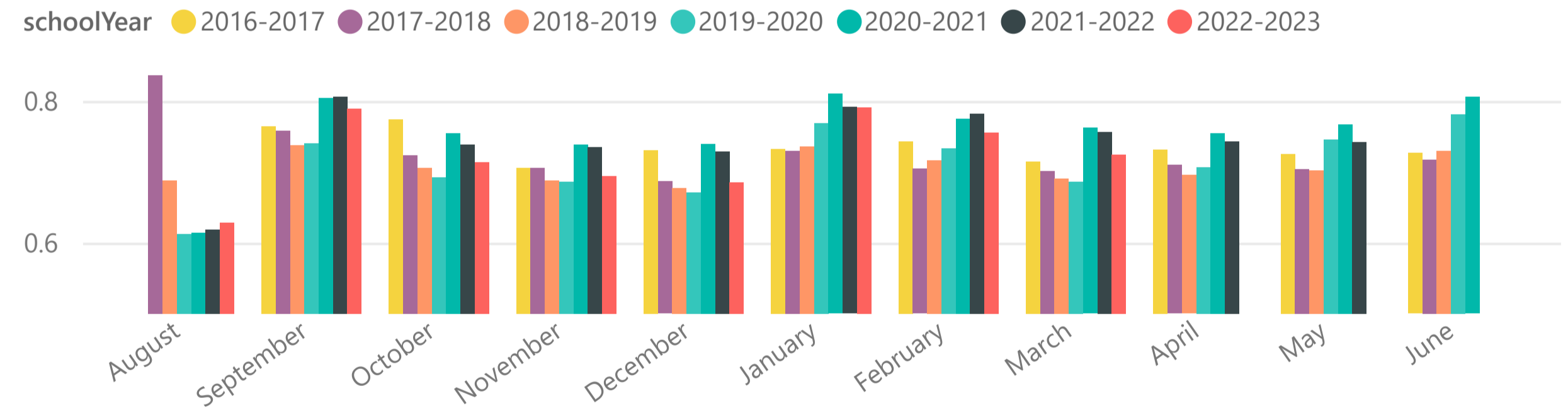
Average Attendance

GradeDistribution	SameMonthPriorYear	PriorEOY	LastMonth	CurrentMonth
PK-2	105%	101%	100%	101%
3-5	105%	101%	99%	100%
6-8	105%	101%	99%	99%
9-12	100%	96%	94%	93%
Total	103%	99%	97%	97%

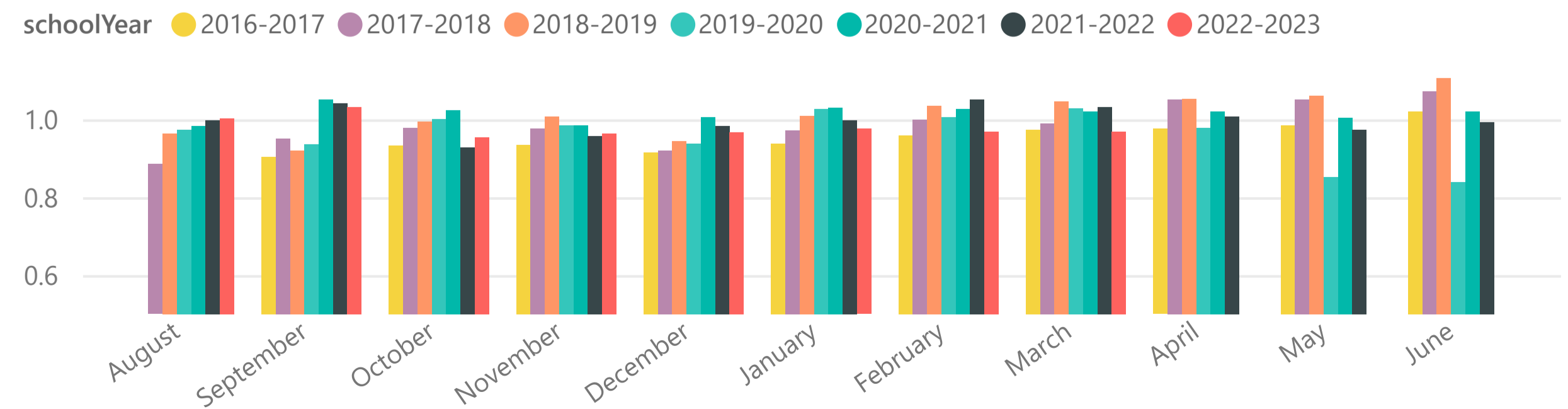
Average Total Participation



Average Total Performance



Average Total Attendance



Currently Enrolled

7397

Total YTD Enrolled

8627

Reach Cyber Charter School

March 31, 2023

Current Enrollment Month-Over-Month Change

2%

Enrollment Services Complete (Stage 4)

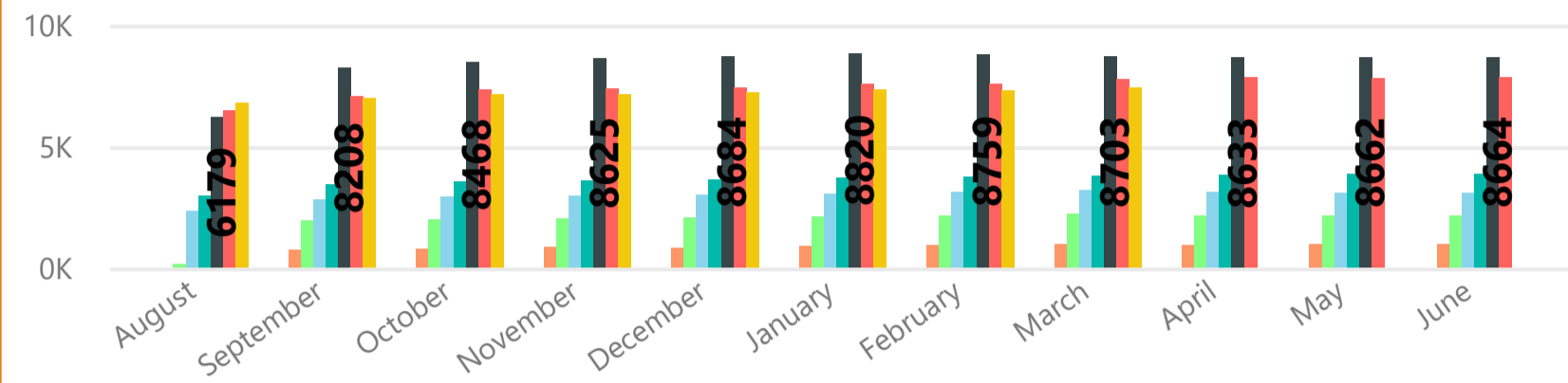
9454

Current Enrollment Year-Over-Year Change

-4%

Monthly Student Current Enrollment Comparison

schoolYear 2016-2017 2017-2018 2018-2019 2019-2020 2020-2021



Total YTD Enrollment

ReportPeriod	SameMonthPriorYear	CurrentMonth
Withdrawal Category	Student Count %CT Student Count	Student Count %CT Student Count
Enrolled, Not Grad	7748 83%	7398 86%
Graduated	170 2%	210 2%
Prior To Engagement	232 2%	109 1%
Withdrawal During School Year	1194 13%	910 11%
Total	9344 100%	8627 100%

New & Returning

ReportPeriod	SameMonthPriorYear	CurrentMonth
New or Returning	Students %CT Students	Students %CT Students
New	3378 43.67%	2703 36.54%
Returning	4358 56.33%	4694 63.46%

Household Data

Household Data	SameMonthPriorYear	CurrentMonth
Active	5562	5482
Graduated	171	206
WD During School Year	940	731
WD Prior To Engagement	195	96

Students Per Active Household

SameMonthPriorYear	CurrentMonth
1.39	1.35

Grade Distribution

ReportPeriod	SameMonthPriorYear	CurrentMonth
GradeDistribution	Students %CT Students	Students %CT Students
PK-2	1419 18%	1077 15%
KG	421 5%	298 4%
1	529 7%	368 5%
2	469 6%	411 6%
3-5	1493 19%	1292 17%
3	453 6%	399 5%
4	501 6%	410 6%
5	539 7%	483 7%
6-8	1871 24%	1852 25%
6	625 8%	537 7%
7	601 8%	657 9%
8	645 8%	658 9%
9-12	2953 38%	3175 43%
9	789 10%	777 11%
10	800 10%	776 10%
11	682 9%	754 10%
12	682 9%	868 12%
Total	7736 100%	7396 100%

Withdrawal Reason

Withdrawal Reason	SameMonthPriorYear
Applying for next year	
Deceased	
Enrollment was intended to be short term and is no longer needed for my student.	
Generally dissatisfied with curriculum/course options	
Inactivity/Lack of Attendance	
My student is pursuing GED	
My student wants to return to a traditional school setting for other (non-socialization related) reasons.	
My student wants to return to a traditional school setting for socialization reasons.	
No reason provided	
Other Completer	
Technical Difficulties	
The curriculum is too easy.	
The curriculum is too hard.	
The program takes too much of the Learning Coach's time.	
The program takes too much of the student's time.	
The program/schedule is not flexible enough.	

**Reach Cyber Charter School
March 31, 2023**

Gender		
Gender	SameMonthPriorYear	CurrentMonth
	2	1
F	3898	3831
M	3834	3559
X	2	6

Primary Language		
Home Language	SameMonthPriorYear	CurrentMonth
English	1212	1152
Spanish	419	447
Russian	7	9
Arabic	40	32
Urdu	8	8
Another Language	175	143
No Language Reported	5875	5606

Disability		
Disability	SameMonthPriorYear	CurrentMonth
Autism	208	218
Cognitive Disability	100	122
Developmentally Delayed		2
Emotionally Impaired	144	159
Hearing Impaired	7	7
Multiple Disabilities	2	4
Other	5	2
Other Health Impaired	356	389
Physical Disability	1	1
Specific Learning Disability	707	698
Speech/Language Impaired	195	200
Traumatic Brain Injury	3	1
Visually Impaired	3	3

Gifted		
Gifted	SameMonthPriorYear	CurrentMonth
Yes	133	77

Plan 504		
Plan504	SameMonthPriorYear	CurrentMonth
504	306	356

IEP		
IEP	SameMonthPriorYear	CurrentMonth
IEP	1727	1784

Gifted	Plan504
1%	5%

IEP	Not in Special Population
24%	70%

Ethnicity		
Ethnicity	SameMonthPriorYear	CurrentMonth
Hispanic or Latino	1146	1171
Not Hispanic or Latino	6588	6226

Distinct Race/Ethnicity		
Distinct Race/Ethnicity	SameMonthPriorYear	CurrentMonth
American Indian or Alaskan Native	40	37
Asian	61	56
Black/African American	1783	1772
Hispanic or Latino	1146	1171
Multiple Races	593	592
Native Hawaiian or Other Pacific Islander	7	5
Not Indicated	2	
White	4104	3764

Race		
Race	SameMonthPriorYear	CurrentMonth
American Indian or Alaskan Native	288	289
Asian	156	161
Black/African American	2646	2629
Native Hawaiian or Other Pacific Islander	123	112
White	5358	5053

Household FARM Eligibility		
HouseholdFARMEligibility	SameMonthPriorYear	CurrentMonth
Applied-Does not qualify	988	
Applied-Does not qualify,Family Reported-Does not qualify	1	
Applied-Does not qualify,Refused to report	1	
Family Reported-Does not qualify	679	
Family Reported-Does not qualify,Applied-Does not qualify	1	
Qualifies for free	2261	
Qualifies for reduced	446	
Refused to report	1626	

Prior Schooling		
Prior Schooling	SameMonthPriorYear	CurrentMonth
Charter School (Public)	660	596
Home School	321	294
No Prior School	662	535
Online (Virtual) Public School	752	613
Private/Parochial School	541	405
Public School	4309	3695
Prior Schooling Not Reported	491	1259

**Reach Cyber Charter School
March 31, 2023**

Contacts Per Week

ContactsPerWeekWithoutWebMail	SameMonthPriorYear	CurrentMonth
Met	7214	6729
Not Met	519	668

Attendance Status

AttendanceStatusAutomated	SameMonthPriorYear	CurrentMonth
Alarm	1085	1009
Approaching Alarm	782	791
Exempt	233	272
On Track	5636	5325

Average Participation

GradeDistribution	SameMonthPriorYear	CurrentMonth
PK-2	103%	99%
3-5	99%	104%
6-8	93%	91%
9-12	84%	83%
Total	93%	91%

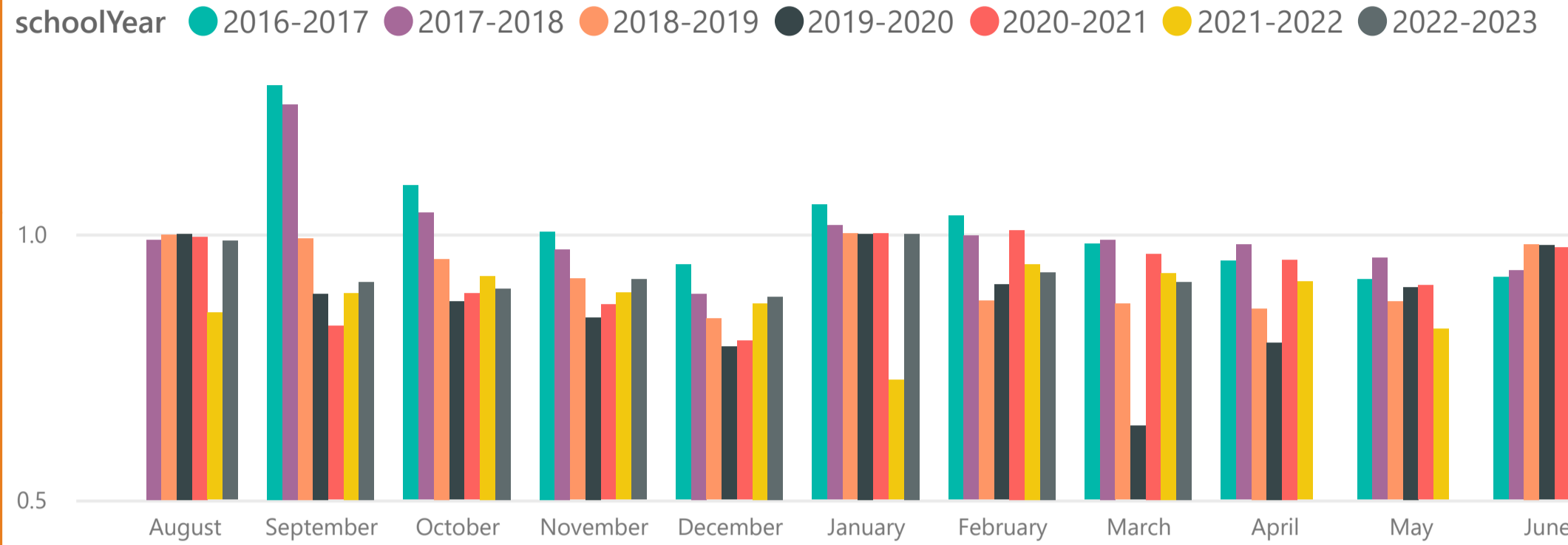
Average Performance

GradeDistribution	SameMonthPriorYear	CurrentMonth
PK-2	84%	82%
3-5	79%	80%
6-8	73%	72%
9-12	72%	67%
Total	76%	72%

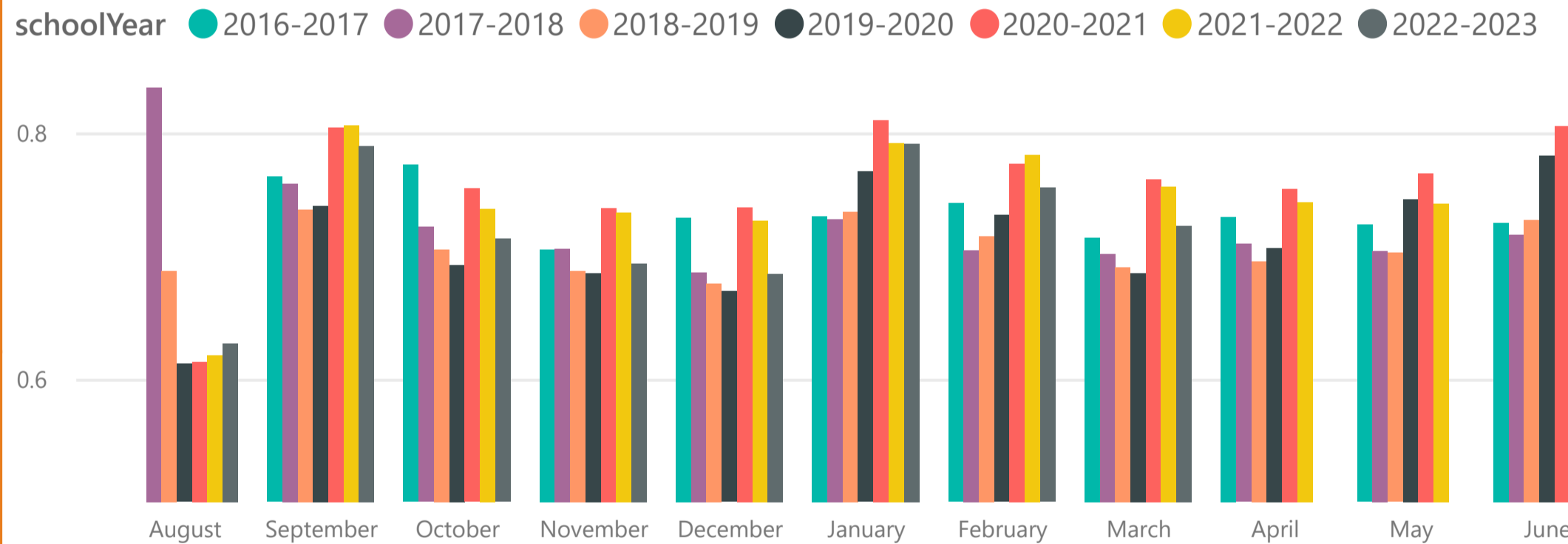
Average Attendance

GradeDistribution	SameMonthPriorYear	CurrentMonth
PK-2	105%	101%
3-5	105%	100%
6-8	105%	99%
9-12	100%	93%
Total	103%	97%

Average Total Participation



Average Total Performance



Average Total Attendance

