



Mission Preparatory

Board Meeting

All meetings are in-person.

Published on December 8, 2025 at 5:43 PM PST

Date and Time

Thursday December 11, 2025 at 4:30 PM PST

Location

All Board Meetings will be held at Mission Preparatory's Office Building.
2501 Bryant Street — San Francisco, CA 94110

Agenda

	Purpose	Presenter	Time
I. Opening Items			4:30 PM
A. Record Attendance		Christina Craig-Chardon	1 m
B. Call the Meeting to Order		Jesus Garcia	1 m
II. Open Public Comment			4:32 PM
1 min per speaker			
A. Public comment rules	FYI	Jesus Garcia	1 m

	Purpose	Presenter	Time
<p>All stakeholders are able to publicly speak or submit in writing to the board any comment pertaining to the agenda. The time limit for such an item is ONE minute per speaker (If translation is required, an additional minute for translation purposes will be granted). The board is not able to respond to inquiry nor public comments during this period of time.</p> <p>REMOVAL OF AN INDIVIDUAL FOR INTERRUPTION²⁰ The presiding member of a legislative body or their designee may remove a person for disrupting a meeting. What is a disruption? Behavior that actually disrupts, disturbs, impedes, or renders infeasible the orderly conduct of the meeting including failing to comply with reasonable and lawful regulations adopted by the legislative body or any other law</p>			
III. Finance			4:33 PM
A. Finance Update	Discuss	Miles Denniston	10 m
Finance Update SY25-26			
IV. Consent Calendar			4:43 PM
A. Approve Minutes	Approve Minutes	Christina Craig-Chardon	2 m
Approve minutes for General Meeting on November 6, 2025			
B. Approval of 1st Interim Report	Vote	Miles Denniston	5 m
C. Governance	Vote	Jesus Garcia	2 m
Approved new dates for Board Meeting in SY2025-26 cycle			
V. Executive Director Updates			4:52 PM
A. Director & Student Government Update	Discuss	T Chappell	20 m
Student Leadership Report			
Wellness Update			
SEL reporting Data			
BAM Afterschool Program			

	Purpose	Presenter	Time
B. Update for SY25-26 Winter 1 School updates Review 2025 California Dashboard Data Preview: Charter Renewal Timeline & Action Items	FYI	Cynthia Jerez	10 m
VI. Closed Session			5:22 PM
A. CONFERENCE WITH LEGAL COUNSEL--EXISTING LITIGATION A. CONFERENCE WITH LEGAL COUNSEL--EXISTING LITIGATION (Paragraph (1) of subdivision (d) of Section 54956.9) (3 cases) Name of cases: (1) Merin v. Mission Preparatory Charter School.	FYI	Jesus Garcia	7 m
B. B. Governance Closed Session — Employee Evaluation	Discuss	Jesus Garcia	10 m
VII. Closing Items			5:39 PM
A. Adjourn Meeting	Vote		

Coversheet

Approve Minutes

Section:	IV. Consent Calendar
Item:	A. Approve Minutes
Purpose:	Approve Minutes
Submitted by:	
Related Material:	Minutes for General Meeting on November 6, 2025

APPROVED



Mission Preparatory

Minutes

General Meeting

All meetings are in-person.

Date and Time

Thursday November 6, 2025 at 4:30 PM

Location

The Board Meeting will be held at Mission Preparatory's Office Building.
2501 Bryant Street — San Francisco, CA 94110

Directors Present

D. Goldberg, D. Monte, J. Garcia, N. Driver (remote)

Directors Absent

C. Craig-Chardon, C. Schmidt, S. Cronin

Guests Present

C. Jerez

I. Opening Items

A. Record Attendance

B. Call the Meeting to Order

J. Garcia called a meeting of the board of directors of Mission Preparatory to order on Thursday Nov 6, 2025 at 4:39 PM.

II. Consent Calendar

A. Approve Meeting Minutes

N. Driver made a motion to approve the minutes from General Meeting on 09-11-25.

D. Monte seconded the motion.

The board **VOTED** unanimously to approve the motion.

D. Goldberg made a motion to Approve new resolution.

N. Driver seconded the motion.

The board **VOTED** unanimously to approve the motion.

B. Board Resolution

Jesus expressed the importance of respecting employee privacy.

Public comment:

* raymond mercado (via Zoom) made a comment about not understanding the resolution, and difficulties of the Zoom connection

* Cynthia shared that board meeting agendas and materials are shared on BoardOnTrack

* Jesus shared more details about the resolution. It reaffirms that all employment related information about employees is strictly confidential, and that this is tied to federal, local, and state rules and guidelines

III. Finance

A. Updates

Miles Dennison from CSMC introduced himself.

Miles shared that the transition to CSMC is underway, but is still working to obtain all data from transactions during the changeover. He shared that some future financial reports are at risk due to the missing data. David Monte asked clarifying questions about the data gap; Cynthia shared that it is being handled by legal.

Nick shared that there may be limited ability to file audits due to the government shutdown, and suggested reaching out to SFUSD to discuss an extension. Cynthia shared that MPS is on track with the current auditors.

IV. Academic Committee

A. Introduce Dashboard

Yanelli Cevallos and team shared academic committee update.

- The ILT's focus is on (1) improving teacher practices and (2) by strengthening instructional practices, improving student outcomes

- Shared schoolwide initiatives for the current school year
- This is year 3 of working with TNTP
- The ILT has launched a dashboard to track instructional practices (e.g., tracking observations that show a culture of learning, student ownership, etc.)
- SBAC (summative), NWEA (summative), and i-Ready (formative) data are available today
 - SBAC (administered last year spring):
 - 10% improvement in ELA (45% ->55% meeting or exceeding standards)
 - 9% growth in math (30% -> 39%)
 - 3% growth in science
 - NWEA (administered this fall):
 - 10% increase in students above the 40th percentile in math (60% to 70%), 6% growth in reading (58% to 64%)
 - The team shared subgroup data
- The team shared updates on PLCs, including progress building structures and schoolwide alignment. The special education team has also begun developing their own PLC process.

Daniel asked about how current performance compares to the goals set in advance.

- The team shared that they were advised to set ~5 percentage point YoY growth goals by TNTP.
- The goal is 60% in ELA (vs. 55% last year), 45% in math (vs. 39% last year)

Daniel asked how the team is tracking student growth, to understand whether changes in schoolwide performance are caused by learning gains vs. cohort changes

- The team shared that they have begun looking into same-student growth internally (e.g., how last year's 2nd graders are now showing as 3rd graders)
- Jesus reinforced how important student growth is as a metric (how students are comparing with themselves in prior years)
- Cynthia shared that we have some data about comparative schools showing that MPS is outpacing growth of nearby schools, and that more data will be shared in future meetings when data is no longer embargoed
- Monte shared that it's been a long time and a lot of accumulated work to see results this positive, and it's wonderful to begin to be able to compare Mission Prep to Mission Prep in previous (pre-COVID) years
- Jesus and the board thanked the team for all the hard work.
- Jesus reiterated the importance of understanding students as individuals in addition to statistics.

B.

Academic Data

V. Executive Director Updates

A. Review Q1

Cynthia shared various updates, including:

- We shared a video of a student engagement initiative, showcasing student voice
- We have transitioned to a new back office, which allows teachers access to more of their own employment information (e.g., W2s)
- We have a new insurance provider
- Open enrollment for next year: 59 spots anticipated, 71 active applications
- Meeting with SFUSD to review process for charter renewal
- Working through new lease with SFUSD
- Pending SY24-25 audit (will require board approval in Dec)

Jesus asked about other charter schools that are going through renewals now, and what we're learning by observing those processes

Share shared HR and credentialing updates

- We are using new recruiting tools
- We are analyzing data with TNTP and Educators Thriving
- We're building standard processes in recruiting and hiring
- Salaries are comparable with Bay Area charter and SFUSD averages (~\$75k). They are based on education level, milestone bonuses, and recurring stipends (e.g., master's degree, Spanish proficiency, retention or hard-to-fill roles)
- Retention conversations are beginning now; hiring will begin last week of Jan 2026

Cynthia shared that a big focus is how to stay competitive

VI. Closing Items

A. Adjourn Meeting

There being no further business to be transacted, and upon motion duly made, seconded and approved, the meeting was adjourned at 6:14 PM.

Respectfully Submitted,
J. Garcia

Mission Preparatory School
Administrative Offices located at 2501 Byrant St, San Francisco, California 94110
Telephone: 415-508-9626

MEETING AGENDA & RELATED MATERIALS

Agendas for regular Board meetings, as defined by the Brown Act, will be posted at the meeting site and on the School's website, if applicable, at least 72 hours prior to the start of the meeting. Agendas for special meetings, as defined by the Brown Act, will be posted at the meeting site and on the School's website, if applicable, at least 24 hours prior to the start of the meeting. Materials relating to an agenda item that are public records and will be discussed in open session will be made available for public inspection at least 72 hours before the meeting or, alternatively, when distributed to a majority of Board members, whichever occurs first. Materials will be available for review at the Mission Preparatory School main office during regular business hours.

THE ORDER OF BUSINESS MAY BE CHANGED WITHOUT NOTICE

The order in which agenda items are considered may be changed without prior notice. No action will be taken on any item not appearing on the posted agenda, except as permitted by the Brown Act.

REASONABLE LIMITATIONS MAY BE PLACED ON PUBLIC TESTIMONY

The Board President or designee may impose reasonable time limits and other rules on public comment to ensure the agenda is completed and to facilitate orderly conduct of the meeting.

INFORMATIONAL PRESENTATIONS & NON-AGENDA ITEMS

Consistent with the Brown Act, informational updates or presentations may occur. However, the Board will not discuss or take action on any matter not listed on the posted agenda, except as allowed by the Brown Act (e.g., brief responses to public comments, questions for clarification, or referrals to staff).

REASONABLE ACCOMMODATION WILL BE PROVIDED FOR ANY INDIVIDUAL WITH A DISABILITY

Pursuant to Section 504 of the Rehabilitation Act of 1973 and the Americans with Disabilities Act of 1990, individuals who require a disability-related accommodation or modification to participate in this meeting may request assistance by contacting the Mission Preparatory School main office, 1050 York St., San Francisco, CA 94110; telephone: 415-508-9626. Please make requests as early as possible to allow sufficient time to meet your needs.

FOR MORE INFORMATION

For additional information concerning this agenda or to request materials related to this meeting, please contact the Mission Preparatory School main office at 415-508-9626 or visit the School's website.

Coversheet

Governance

Section:	IV. Consent Calendar
Item:	C. Governance
Purpose:	Vote
Submitted by:	
Related Material:	Board calendar 25-26 (4).pdf



THE MISSION PREPARATORY SCHOOL

every child, every minute, every day

Board of Directors Calendar 25-26 (UPDATED DEC 2025)

**All meetings will be held at Mission Preparatory School Office Complex
2501 Bryant St, San Francisco CA 94110**

Date	Type of Meeting	Agenda Items
September 4th/25 4:30P	Full Board	Opening School Board Self Eval Finance Update Governance: Prep for EDs Eval
October 16/25 4:30P Postponed November 6th 25 @ 4:30PM	Full Board	Data Review (SBAC) and BOY NWEA Governance: Prep for EDs Eval Finance: Approval of Unaudited Actuals
December 11/ 4:30P	Full Board	Finance: 1st Interim and Audited Financials Approval
NEW DATE January 22/ 4:30P	Full Board	Mid-Year LCAP Approve 24-25 Audit Vote: School Calendar, Employee Handbook SY26-27 Governance: Finalize EDs Employment Agreement and Evaluation
February 12 4:30P	Full Board	Approve EDs Employment Agreement
March 26 4:30P	Full Board	Governance: Form 700, Auditor Choice Instruction: MOY NWEA Data LCAP Public Hearing Finance: Initial Budget Overview, 2nd Interim SARC Renewal timeline/updates and Partners
June 9 4:30P	Full Board	EOY NWEA Data Vote on: LCAP, Budget, Local Indicators, EPA Spending Handbooks, Prop 28

Coversheet

Update for SY25-26 Winter 1

Section:	V. Executive Director Updates
Item:	B. Update for SY25-26 Winter 1
Purpose:	FYI
Submitted by:	
Related Material:	2025_DashboardComparison_MissionPrep-20251205 (1).pptx CA Dashboard 2025-EN.pdf CA Dashboard -SPA.pdf gettingtoknow-sp.pdf gtklocalmeasure25.pdf gettingtoknow25.pdf

2025 Dashboard Comparison Analysis

MISSION PREPARATORY





2025 Dashboard Indicators: Colors and Comparisons to State

Academic Performance

ELA: 7.8 points above standard
(Increased 20.8 points)
15.9 points above State

Math: 26.4 points below standard
(Increased 20.6 points)
16.0 points above State

ELPI: 53.1% making progress
(Increased 5.3%)
6.7% above State

Academic Engagement and Conditions & Climate

Chronic Absenteeism: 20.9%
(Increased 2.8%)
3.8% higher than State

Suspension Rate: 3.6%
(Increased 1%)
0.7% higher than State

Informational Purposes

Science: 52.8 Points
(Increased 2.6 points)
0.2 points above State



2025 Dashboard Academic Indicators by Student Subgroup

Mission Preparatory	ELA	Math	ELPI	Science
ALL	7.8 DFS ⬆	-26.4 DFS ⬆		52.8 Points ⬆
Hispanic	0.2 DFS ⬆	-32.3 DFS ⬆		52.1 Points ⬆
SED	-4.8 DFS ⬆	-38.8 DFS ⬆		51.2 Points ⬆
EL	-11.3 DFS ⬆	-38.3 DFS ⬆	53.1% ⬆	50.2 Points ⬆
LTEL	-61.2 DFS ⬇	-118.6 DFS ⬇	66.7% ⬆	
SWD	-70.9 DFS ⬆	-89.8 DFS ⬆		
Homeless	-13.5 DFS ⬇	-40.6 DFS ⬆		50.9 Points
State of CA	ELA	Math	ELPI	Science
ALL	-8.1 DFS ⬆	-42.4 DFS ⬆		52.6 Points ↔
Hispanic	-33.7 DFS ⬆	-73.6 DFS ⬆		47.1 Points ↔
SED	-35.3 DFS ⬆	-72.9 DFS ⬆		47.1 Points ↔
EL	-59.9 DFS ⬆	-86.1 DFS ⬆	46.4% ↔	41.1 Points ⬆
LTEL	-104.5 DFS ⬆	-158.9 DFS ⬆	49.1% ⬆	
SWD	-89.4 DFS ⬆	-120.7 DFS ⬆		
Homeless	-68.9 DFS ↔	-102.8 DFS ⬆		41.5 Points ↔

Arrows represent change from 2024 to 2025. Mission Prep improved performance for all academic indicators schoolwide and for a majority of student subgroups



Renewal Tiers

Dashboard Colors & Comparison to State

High Tier for Renewal Allows a Charter School to Qualify for a 7-Year Charter Term

Both methods of being high tier are looking at dashboard indicators in the 2 years preceding renewal

Currently, Science is not included in either renewal criteria

1. Dashboard Colors

- All blue and green indicators at the schoolwide level – does not count subgroups
- Blue and green colors require both high performance and high growth, or very high performance maintained

2. Dashboard Status Compared to State

- Academic Indicators: ELA, Math, ELPI (CCI for High School)
- Counts all students and significant student subgroups: Groups with ≥ 30 students, or ≥ 15 students for LTEL, Homeless, and Foster, who perform below the state average at the state level
- All students and a majority of student subgroups performing above the state level for all academic indicators
- School must have 3 or more significant subgroups

Dashboard Comparison to State

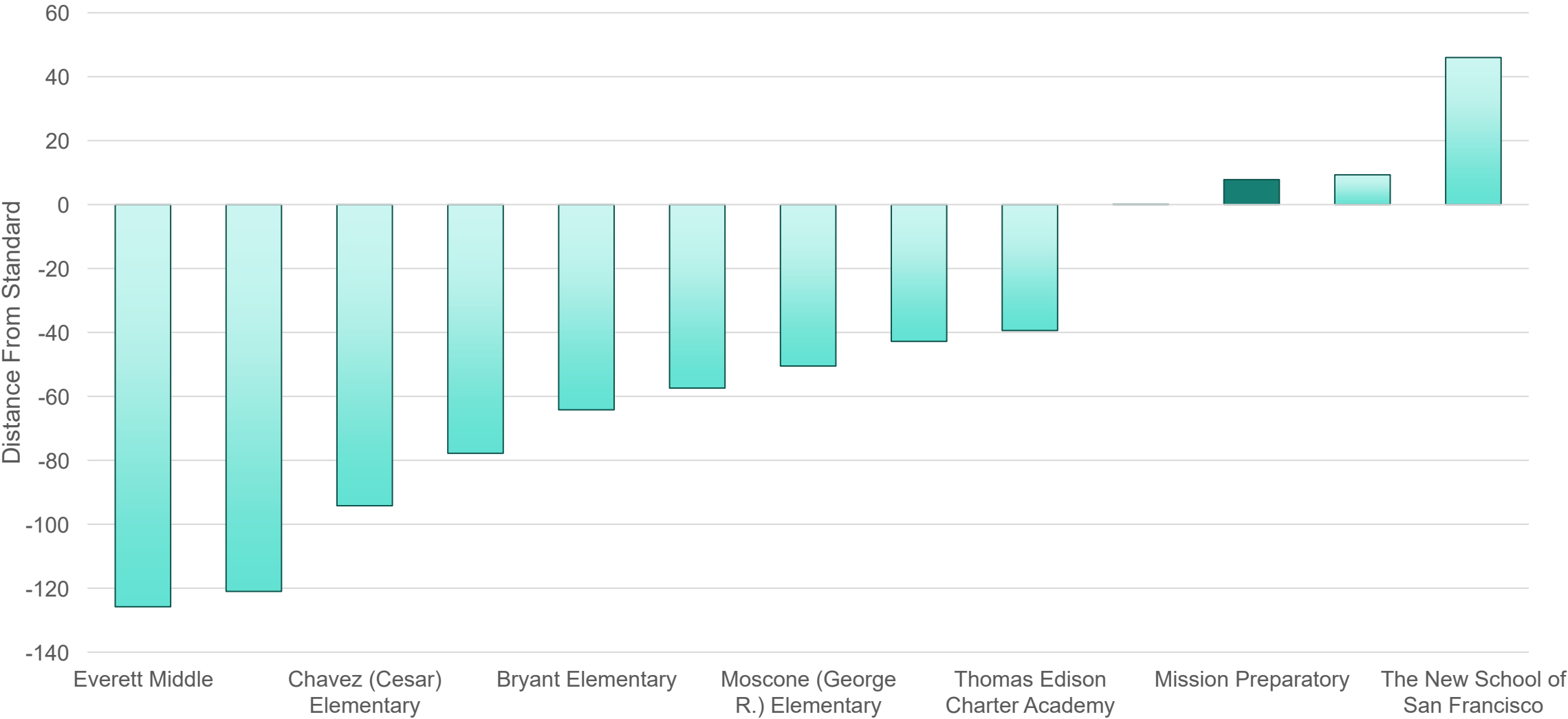
Mission Prep is currently performing at a level that could be deemed high tier for renewal, qualifying MP for a potential 7-year renewal term, by performing above the state in all academic indicators for all students and all student subgroups.

	ELA						Math						ELPI					
	2024			2025			2024			2025			2024			2025		
			MP -			MP -			MP -			MP -			MP -			MP -
	MP	State	State	MP	State	State	MP	State	State	MP	State	State	MP	State	State	MP	State	State
All Students	-13	-13.2	0.2	7.8	-8.1	15.9	-47	-47.6	0.6	-26.4	-42.4	16.0	47.8	45.7	2.1	53.1	46.4	6.7
English Learner	-30.4	-67.6	37.2	-11.3	-59.9	48.6	-64	-93.4	29.4	-38.3	-86.1	47.8	47.8	45.7	2.1	53.1	46.4	6.7
Long Term English Learners	-39.6	-109.6	70.0	-61.2	-104.5	43.3	-94.3	-163.5	69.2	-118.6	-158.9	40.3	36.4	45.8	-9.4	66.7	49.1	17.6
Socioeconomically Disadvantaged	-23.3	-40.9	17.6	-4.8	-35.3	30.5	-56.8	-78.2	21.4	-38.8	-72.9	34.1						
Student with Disabilities	-95	-95.6	0.6	-70.9	-89.4	18.5	-118.9	-124.3	5.4	-89.8	-120.7	30.9						
Homeless Youth	-8.3	-70.4	62.1	-13.5	-68.9	55.4	-50.9	-106	55.1	-40.6	-102.8	62.2						
Hispanic/Latino	-20.7	-39.3	18.6	0.2	-33.7	33.9	-54.3	-79.2	24.9	-32.3	-73.6	41.3						

Dashboard 2025 ELA Distance from Standard: Mission Preparatory and Comparison Schools

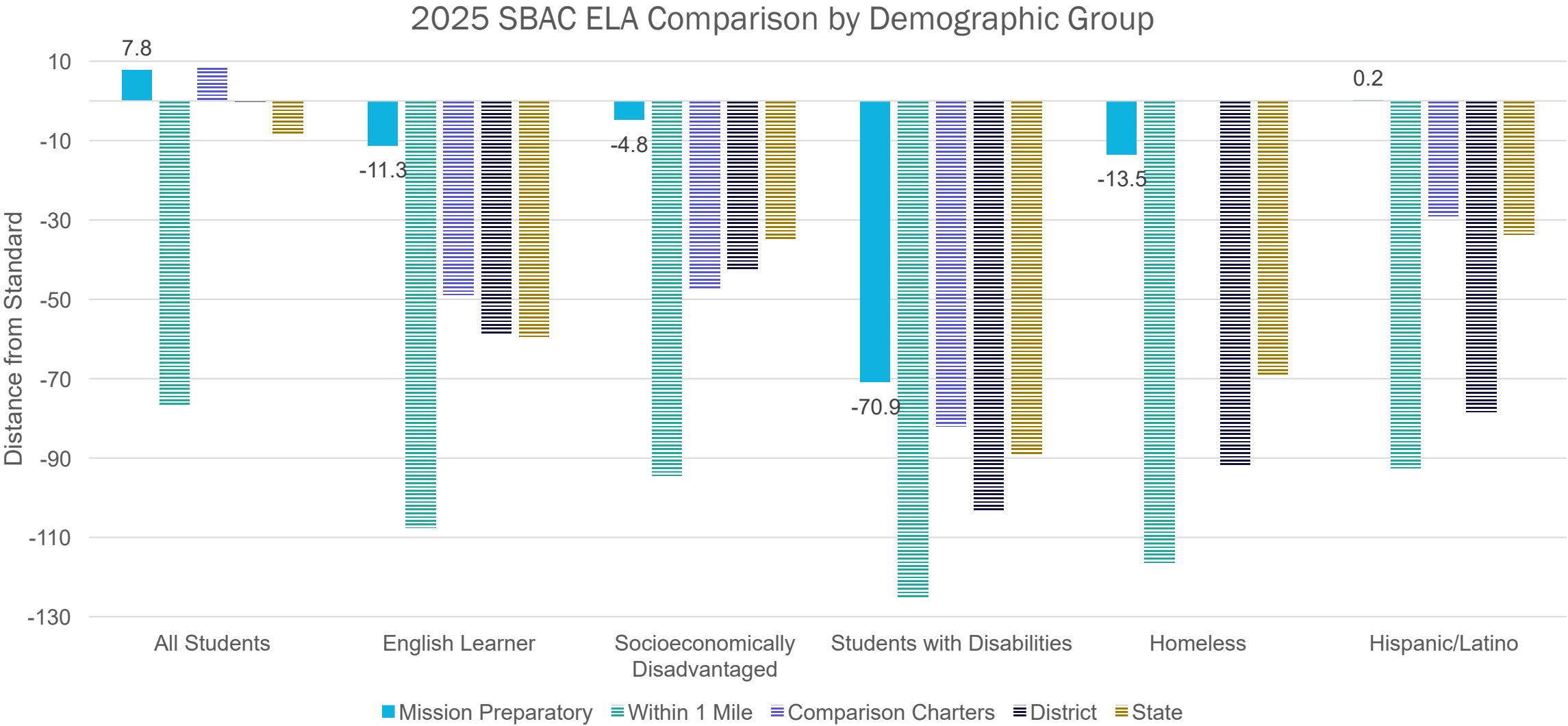


2025 ELA: Distance from Standard





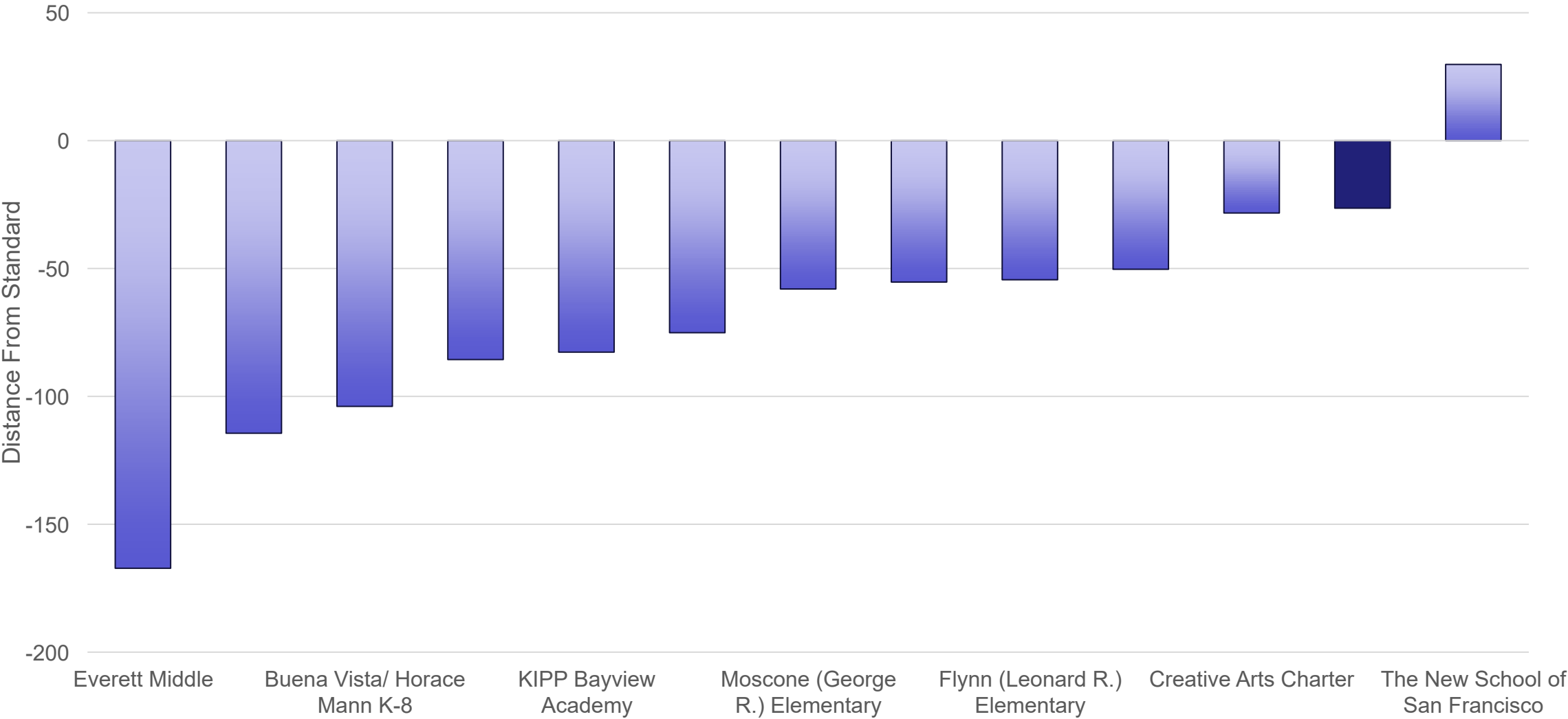
2025 ELA: Distance from Standard by Student Group



Dashboard 2025 Math Distance from Standard: Mission Preparatory and Comparison Schools

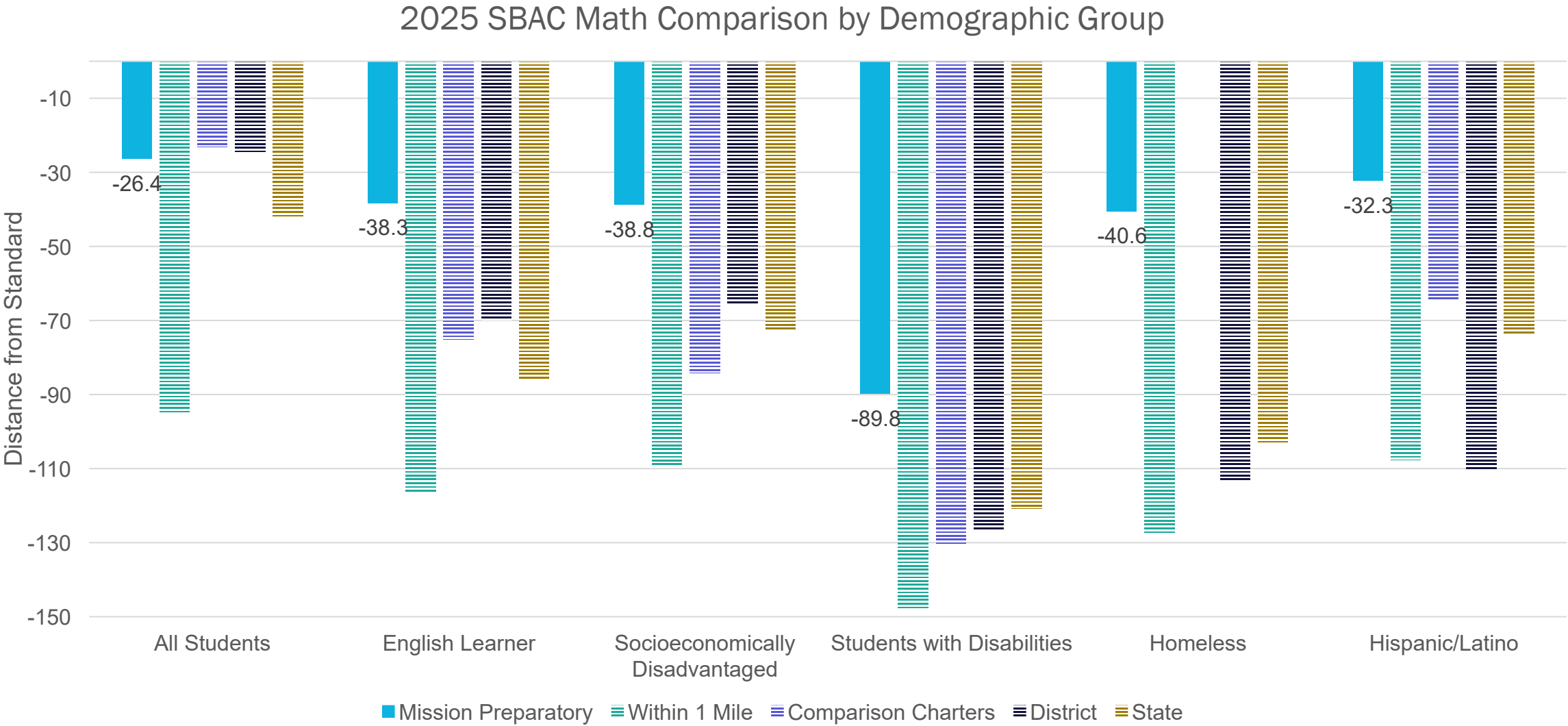


2025 Math: Distance from Standard





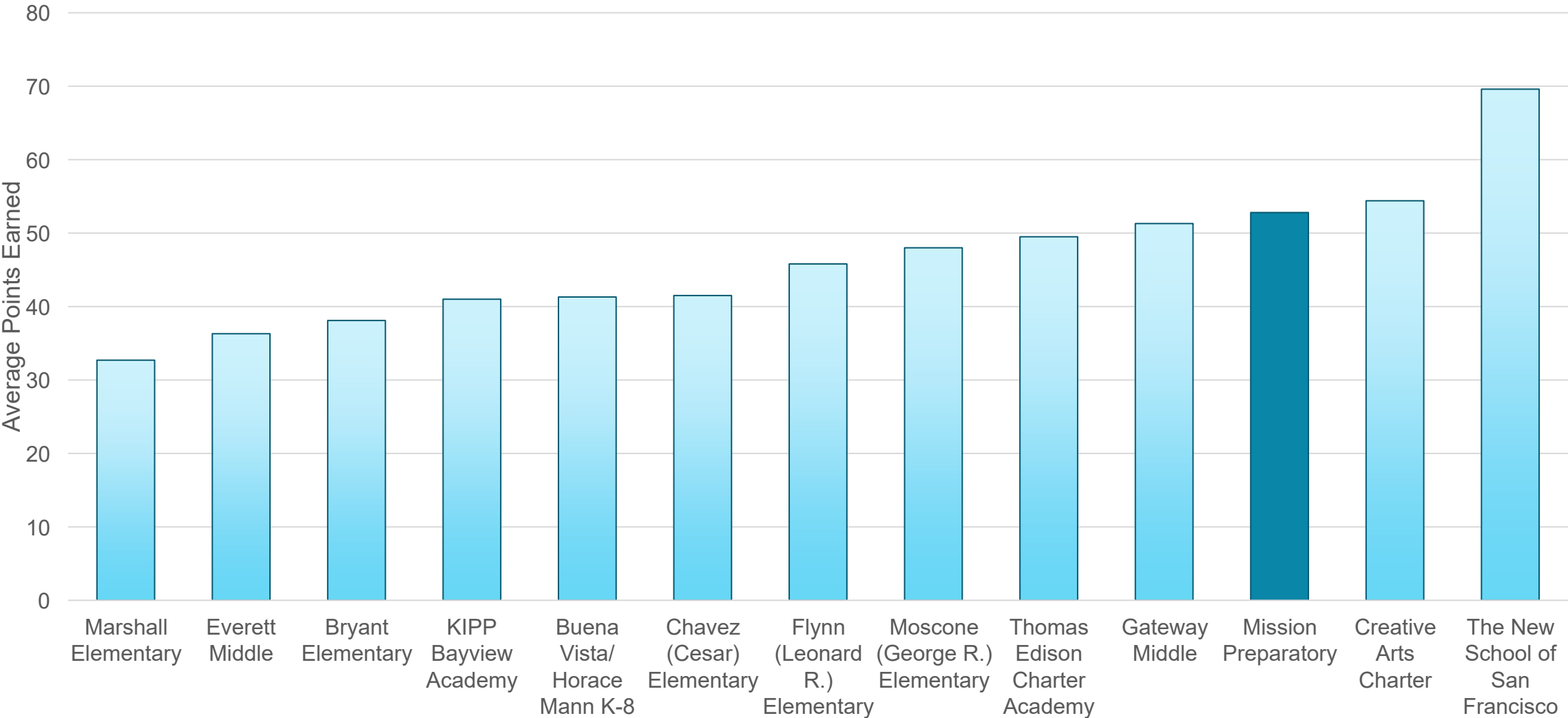
2025 Math: Distance from Standard by Student Group



Dashboard 2025 Science Average Points: Mission Preparatory and Comparison Schools



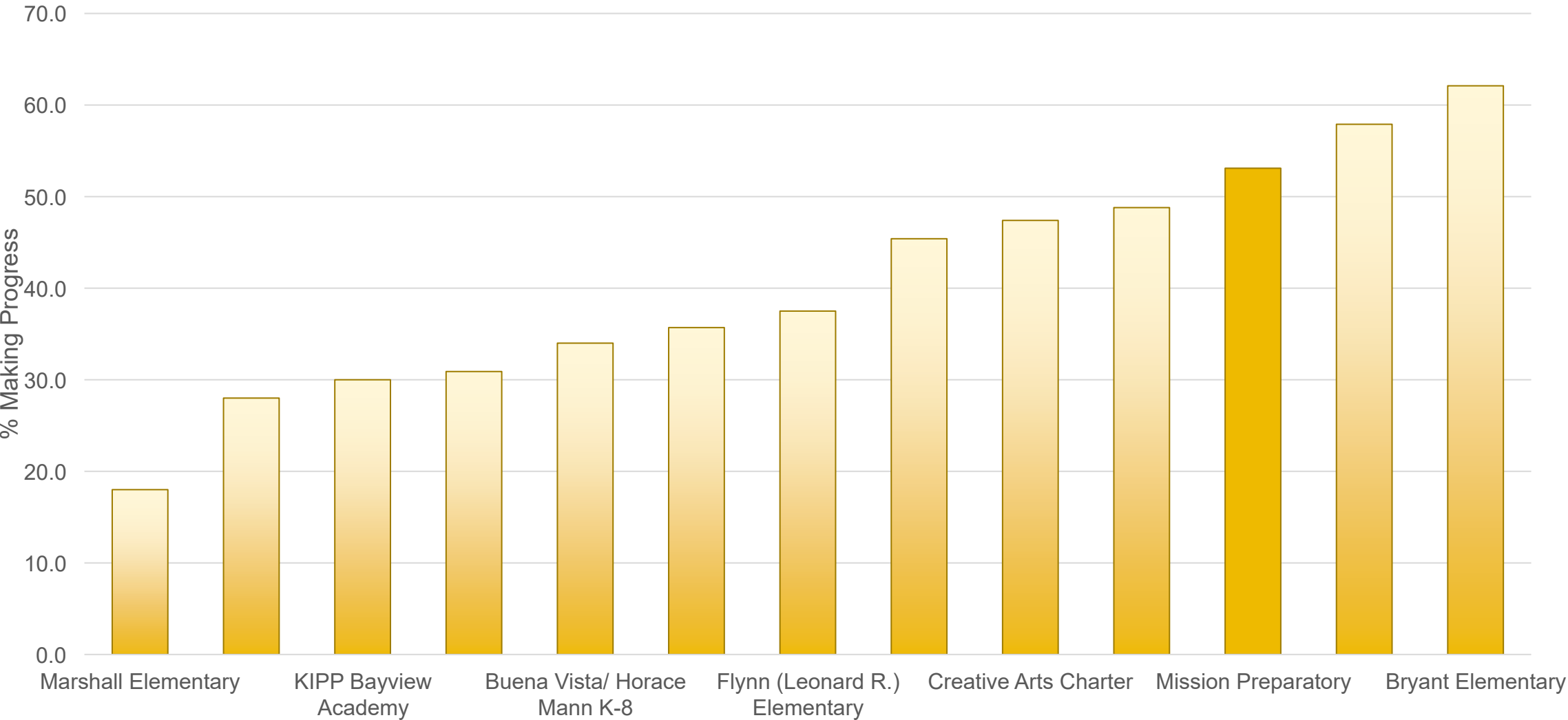
2025 Science: Average Total Points Earned



Dashboard 2025 ELPI: Mission Preparatory and Comparison Schools



2025 ELPI: % Making Progress Towards English Proficiency



CAASPP: Percent Meeting or Exceeding

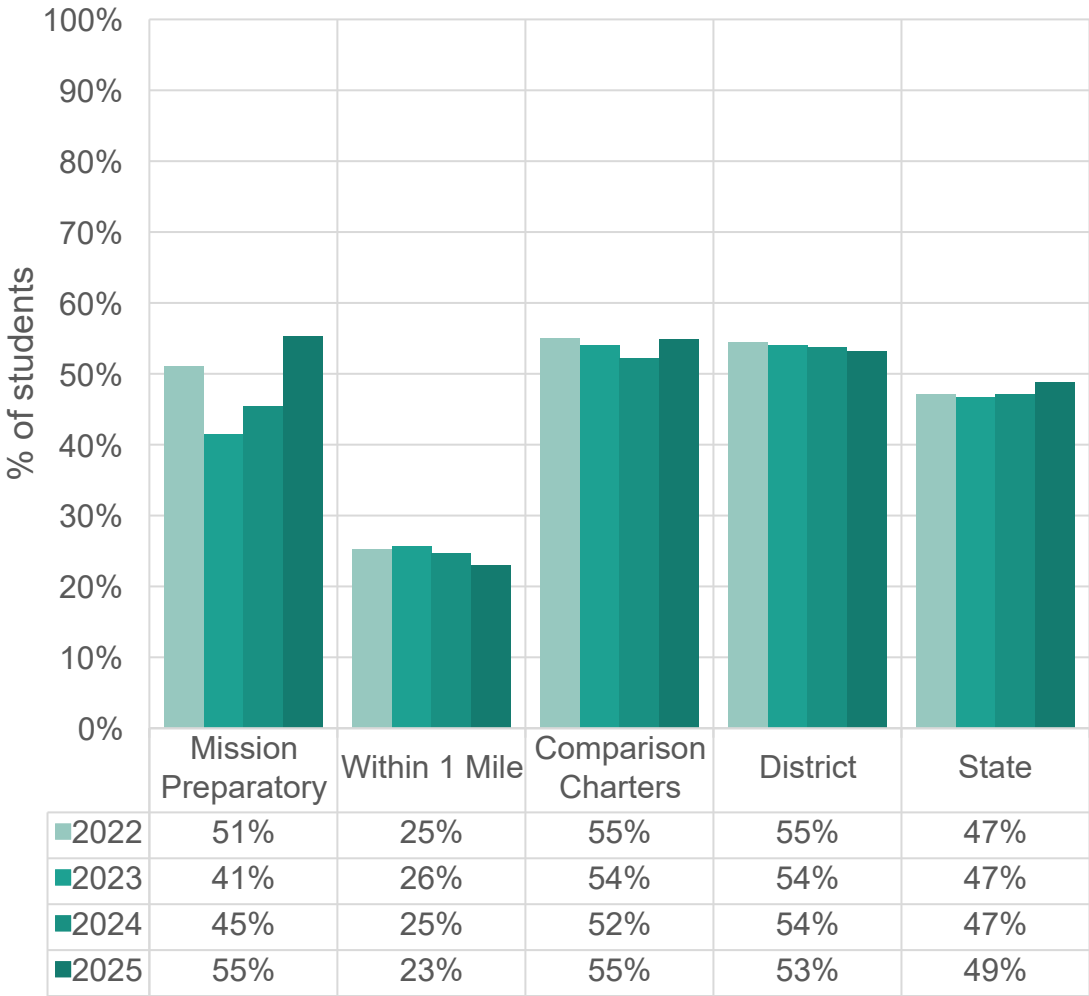
DataQuest CAASPP Results
Mission Preparatory Compared to Comparison
Schools, District, and State



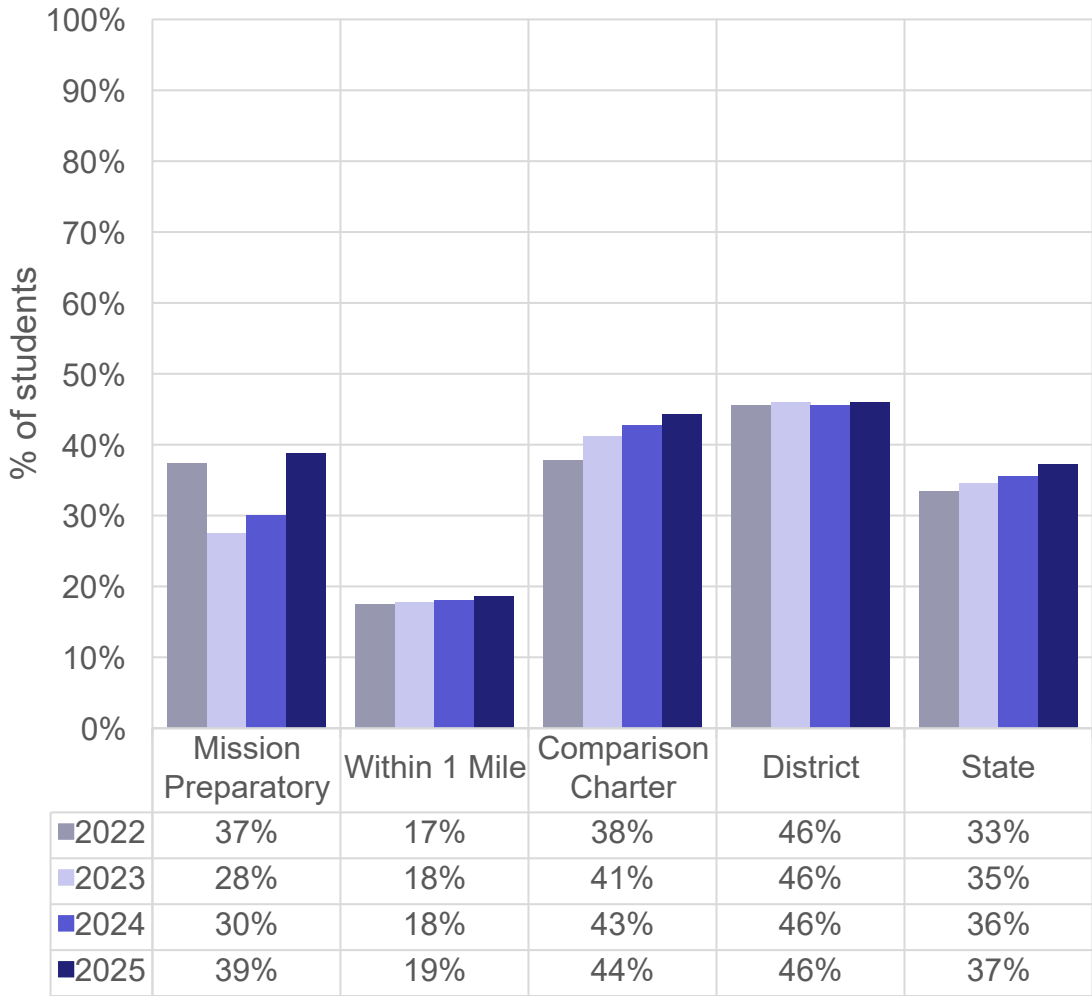
Multi-Year Comparison

Meeting or Exceeding the Standard

SBAC ELA Comparison

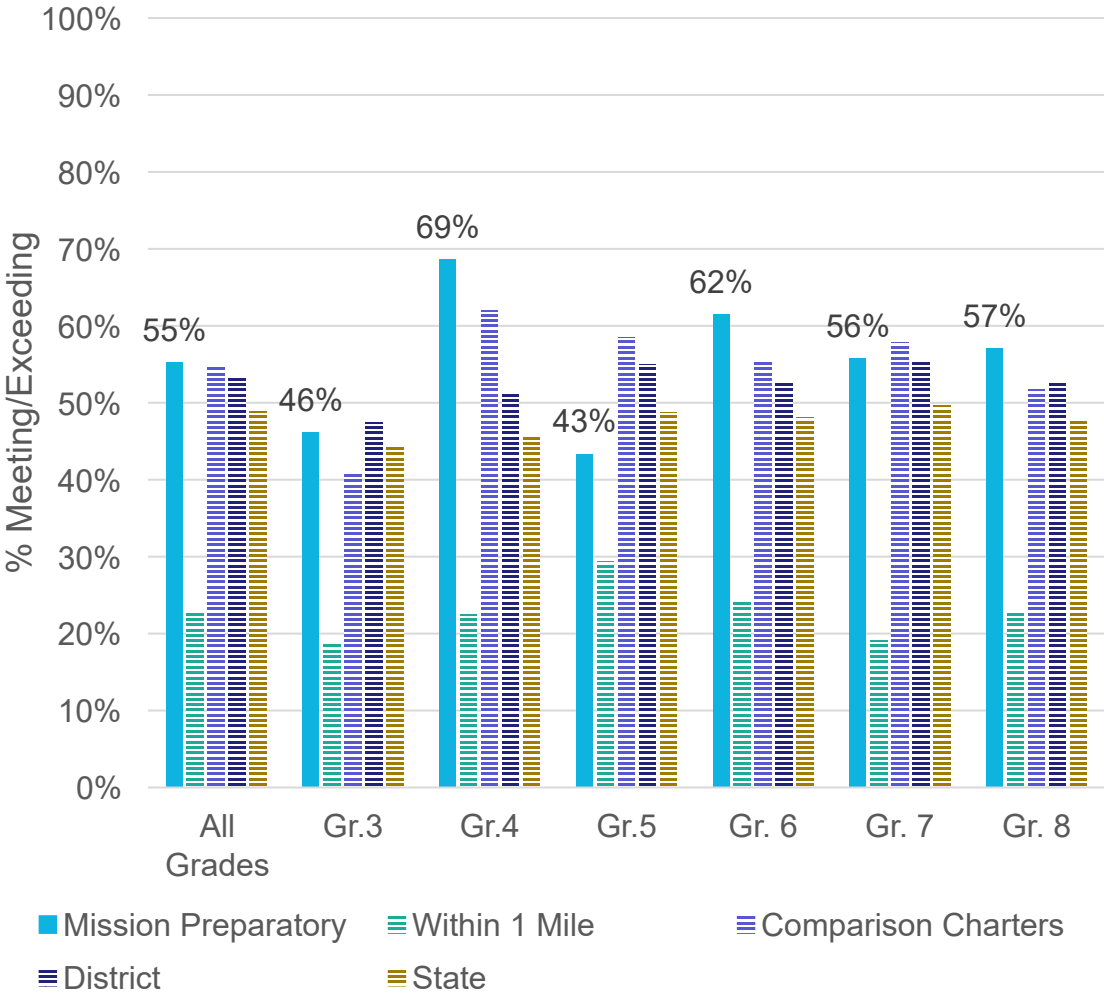


SBAC Math Comparison

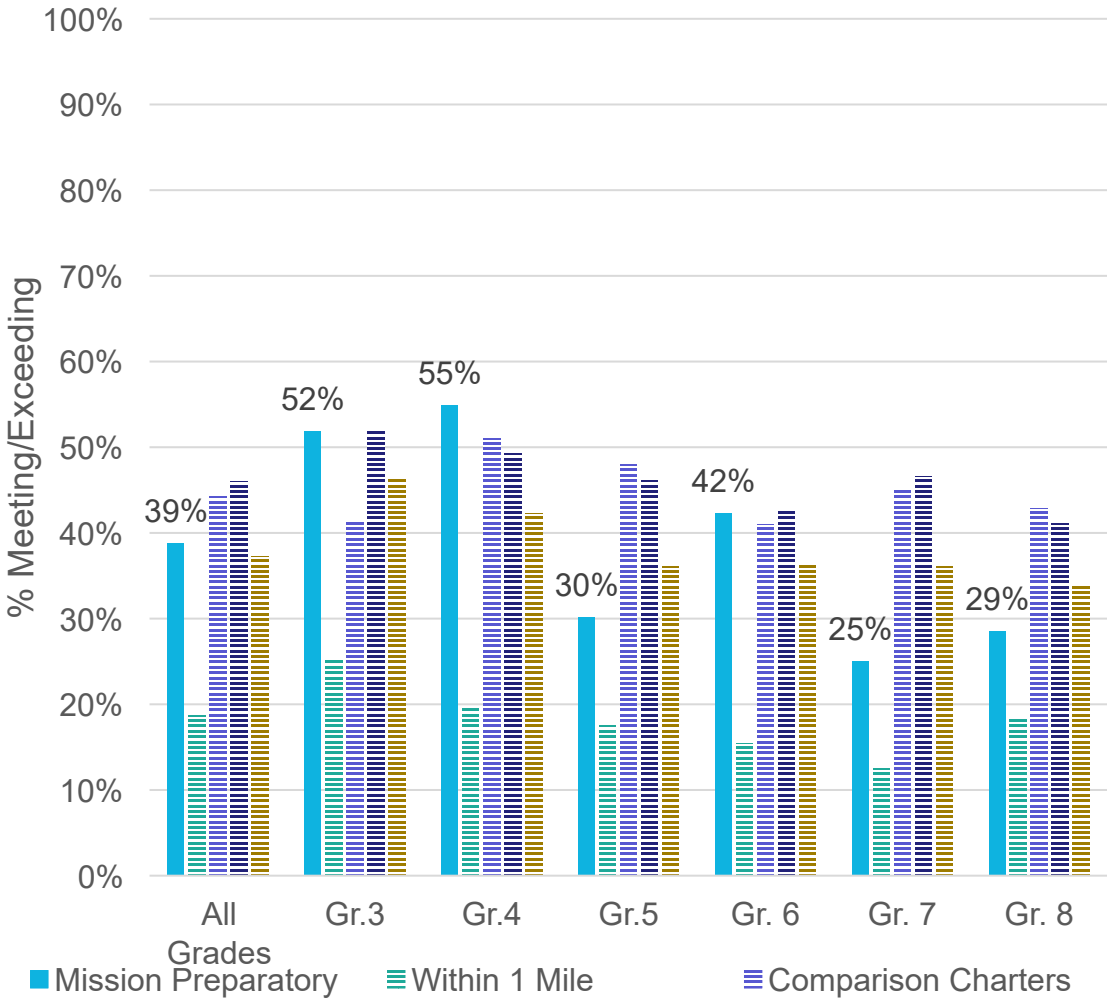


Meeting or Exceeding the Standard by grade level in 2025

2025 SBAC ELA Comparison by Grade Level



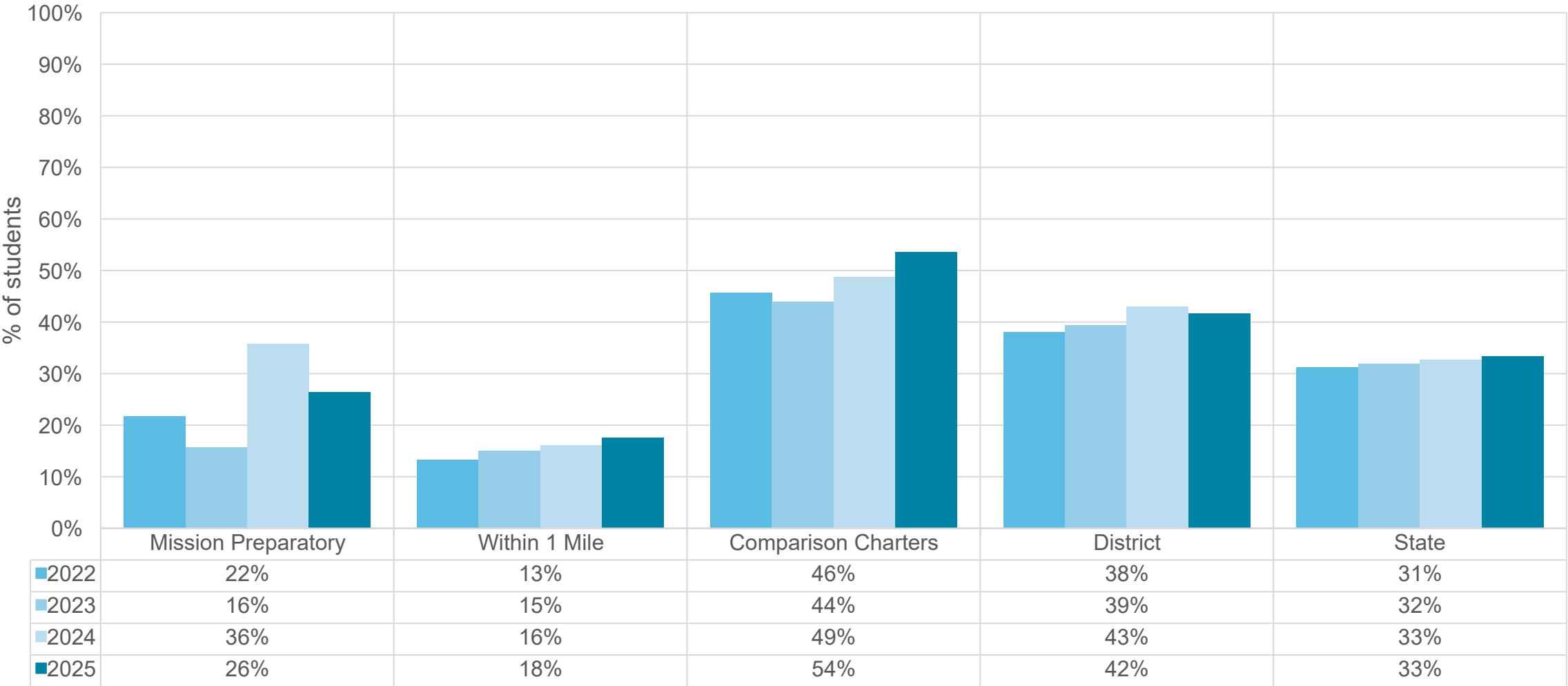
2025 SBAC Math Comparison by Grade Level



Multi-Year Comparison

Meeting or Exceeding the Standard

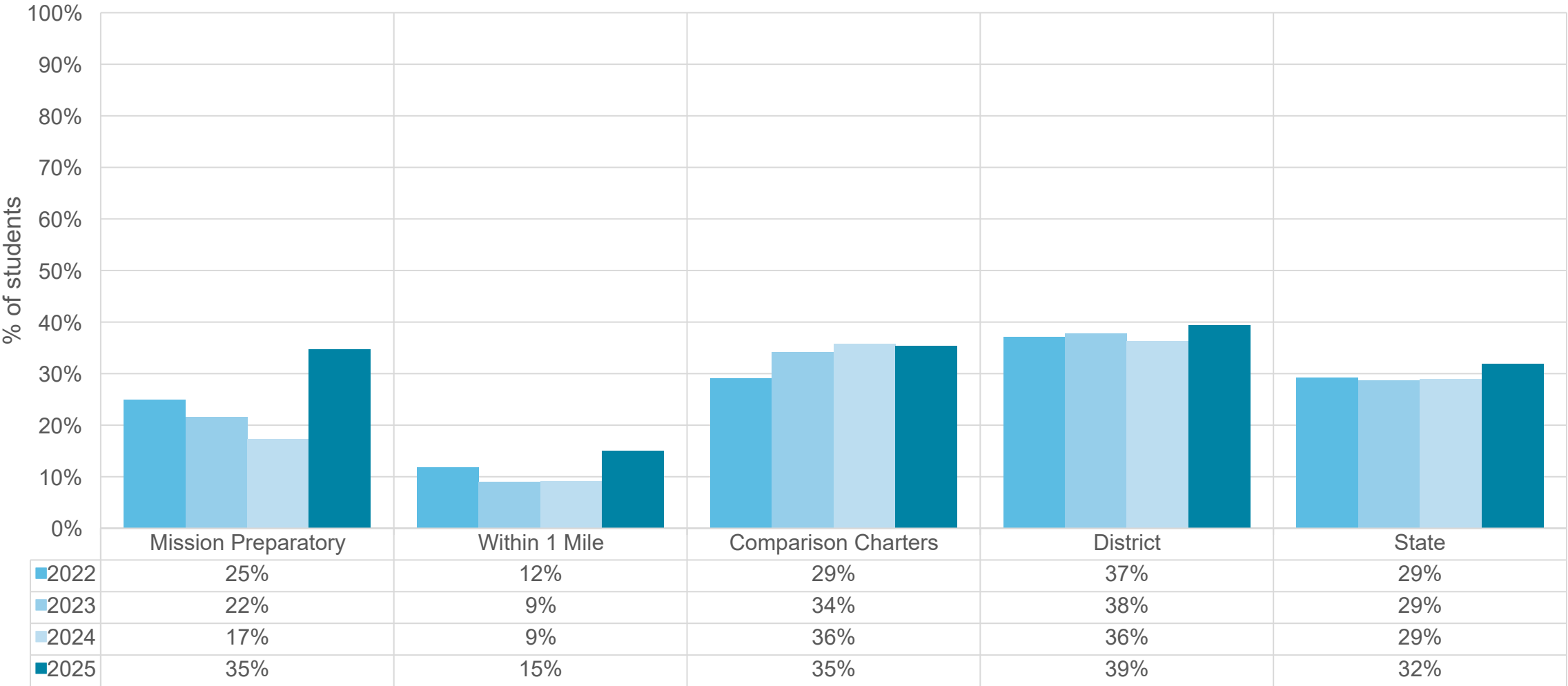
CAST Science Comparison: Grade 5



Multi-Year Comparison

Meeting or Exceeding the Standard

CAST Science Comparison: Grade 8

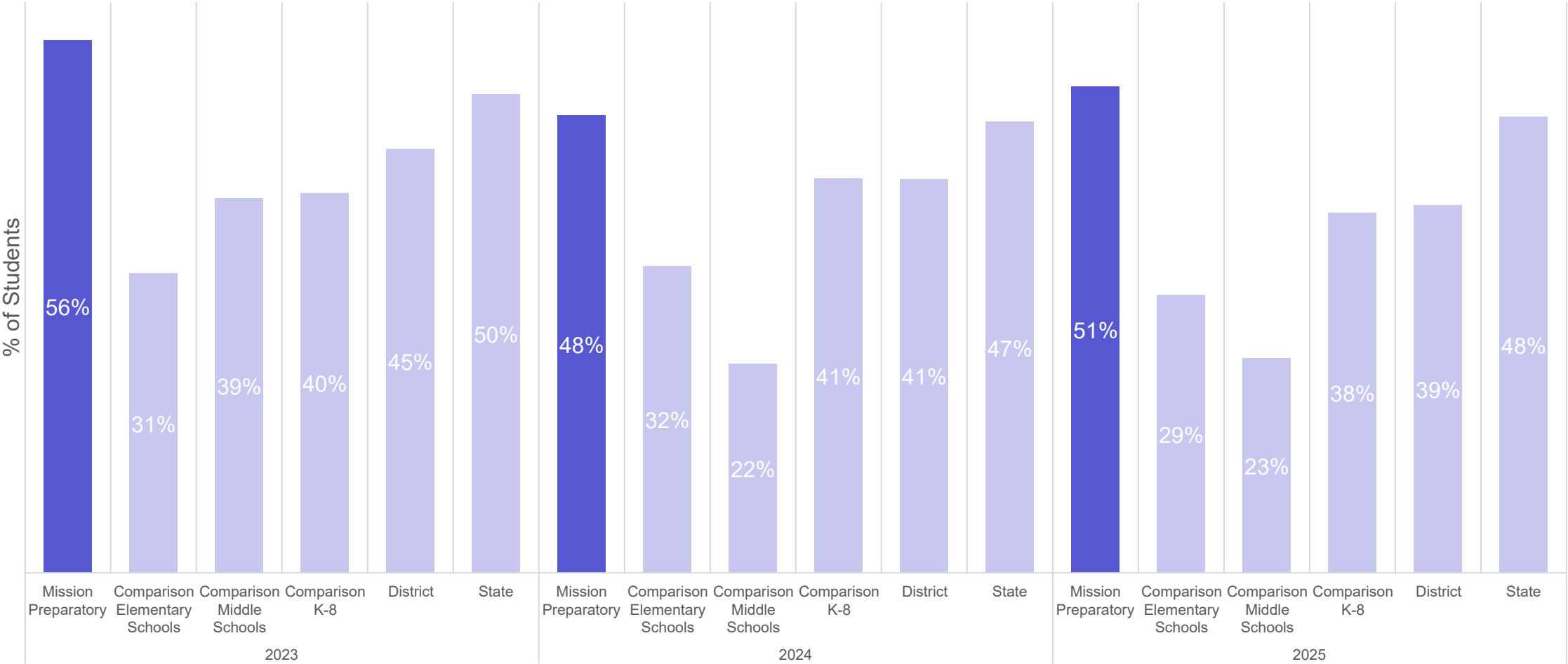


ELPAC Performance



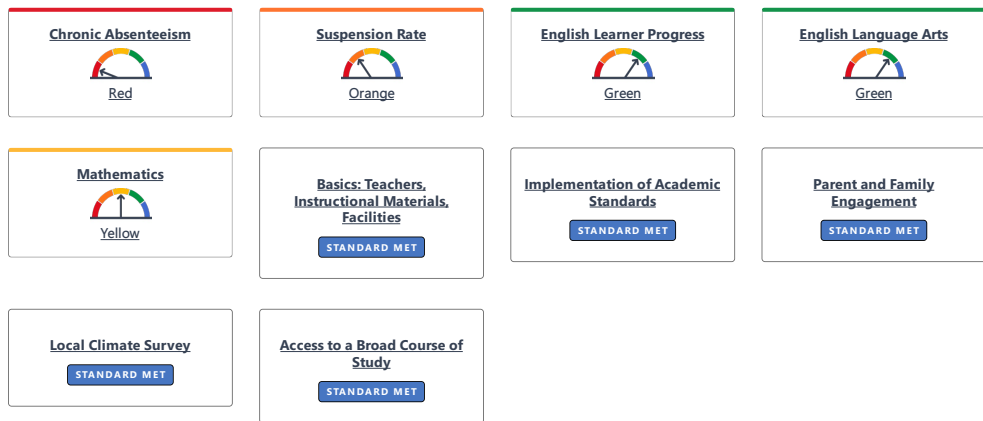
ELPAC Performance Level by Mission Preparatory and Comparison Schools

STUDENTS WITH LEVEL 3 OR 4 PROFICIENCY BY SCHOOL YEAR



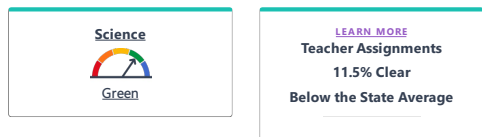
Mission Preparatory

Explore the performance of Mission Preparatory under California's Accountability System.



Informational Purposes

Explore the following data elements presented for informational purposes only. These data are not used for accountability determinations.




School Details

<div>NAME</div> <div>Mission Preparatory</div>	<div>ADDRESS</div> <div>1050 York Street</div> <div>San Francisco, CA 94110-3420</div>	<div>WEBSITE</div> <div>http://www.missionpreparator...</div>	<div>GRADES SERVED</div> <div>K-8</div>
<div>CHARTER</div> <div>Yes</div>	<div>DASHBOARD ALTERNATIVE SCHOOLS STATUS</div> <div>No</div>	<div>LCAP</div> <div>Download the LCAP</div>	

MISSION PREPARATORY

Student Population

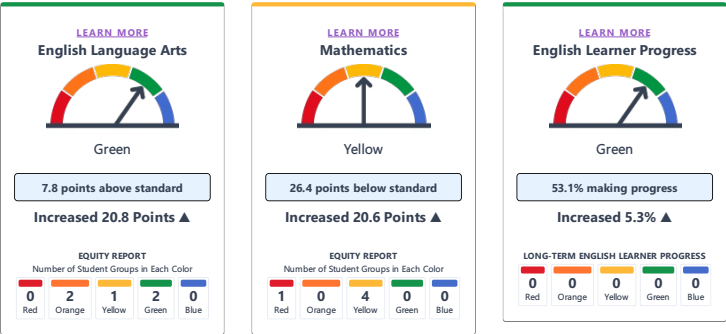
Explore information about this school's student population.



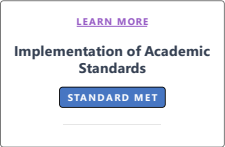
MISSION PREPARATORY

Academic Performance

View Student Assessment Results and other aspects of school performance.



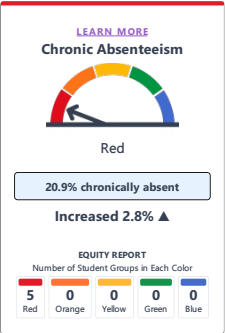
Local Indicators



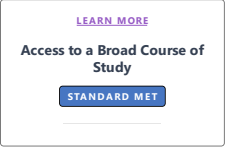
MISSION PREPARATORY

Academic Engagement

See information that shows how well schools are engaging students in their learning.



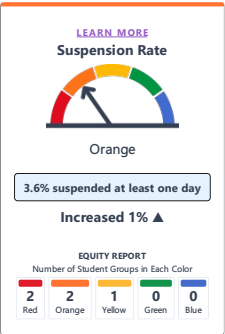
Local Indicators



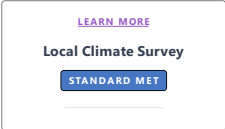
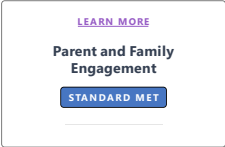
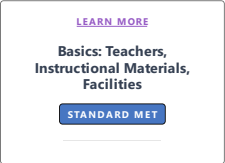
MISSION PREPARATORY

Conditions & Climate

View data related to how well schools are providing a healthy, safe and welcoming environment.



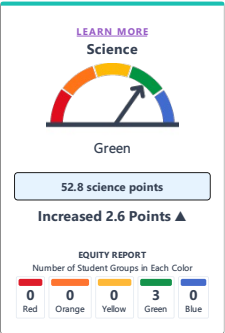
Local Indicators



MISSION PREPARATORY

Informational Purposes

Explore the following data elements presented for informational purposes only. These data are not used for accountability determinations.




Mission Preparatory

Explorar el rendimiento académico de Mission Preparatory bajo el Sistema de Rendición de Cuentas de California.



Informational Purposes

Explore the following data elements presented for informational purposes only. These data are not used for accountability determinations.



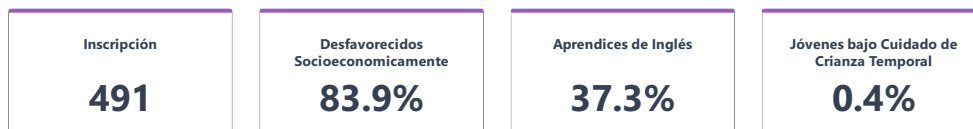
Escuela Detalles

NOMBRE Mission Preparatory	DIRECCIÓN 1050 York Street San Francisco, CA 94110-3420	PÁGINA DE INTERNET http://www.missionpreparator...	GRADOS ATENDIDOS K-8
ESCUELA AUTÓNOMA Yes	ESTADO DE DASHBOARD ALTERNATIVE SCHOOLS No	LCAP Download the LCAP	

MISSION PREPARATORY

Población Estudiantil

Explorar la información acerca de esta población estudiantil de escuela's.



MISSION PREPARATORY

Rendimiento Académico

Ver los Resultados de la Evaluación del Estudiante y otros aspectos del rendimiento escolar.



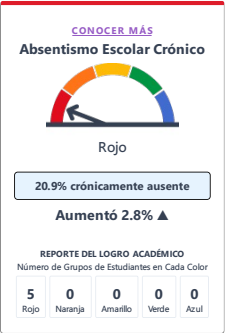
Indicadores Locales




MISSION PREPARATORY

Participación Académica

Ver la información que muestra qué tan bien están las escuelas involucrando a los estudiantes en su aprendizaje.



Indicadores Locales



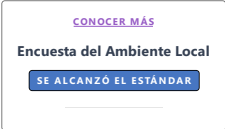
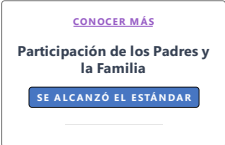
MISSION PREPARATORY

Condiciones y Ambiente

Ver los datos relacionados con qué tan bien están las escuelas proporcionando un ambiente saludable, seguro y agradable.



Indicadores Locales



MISSION PREPARATORY

Informational Purposes

Explore the following data elements presented for informational purposes only. These data are not used for accountability determinations.



Conocer el Tablero de información escolar de California



El Tablero de información escolar de California (Tablero) es una herramienta en línea diseñada para ayudar a las comunidades en todo el estado a acceder a información importante sobre los distritos y las escuelas, desde el kindergarten transicional hasta decimosegundo grado. El Tablero presenta informes fáciles de leer sobre múltiples medidas del éxito escolar.

El Tablero representa uno de los muchos pasos tomados durante la última década, que han elevado la vara del aprendizaje estudiantil, han aumentado el foco en la equidad y han ampliado la revisión de los datos de rendimiento a un conjunto específico de medidas estatales y locales. Para obtener más información, visite el [sitio web del Tablero](#).

Medidas del éxito escolar

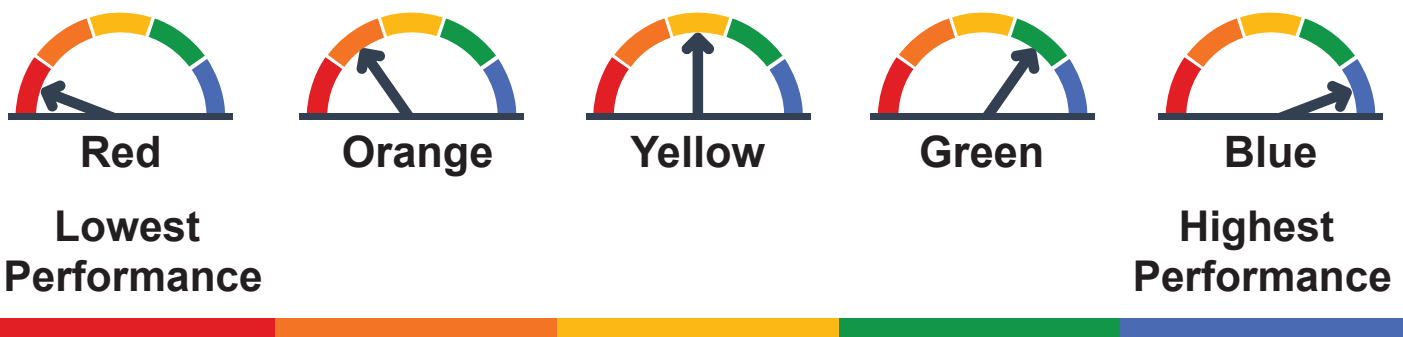
Medidas estatales

Las medidas estatales permiten realizar comparaciones entre escuelas y distritos.

- **Indicadores académicos (Académico—Artes del lenguaje inglés, Académico—Matemáticas)**
- **Indicador de ausentismo crónico**
- **Indicador Universidad/Profesión**
- **Indicador del progreso de los aprendices de inglés**
- **Indicador de tasa de graduación**
- **Indicador de ciencias**
- **Indicador de tasa de suspensión**

Los resultados se presentan para todos los distritos, escuelas y grupos de estudiantes (por ej.: grupos raciales/étnicos, de bajos ingresos, aprendices de inglés, aprendices de inglés de largo plazo, personas sin hogar, jóvenes en hogar temporal y estudiantes con discapacidades).

En el Tablero, las escuelas y los distritos reciben uno de los cinco niveles de rendimiento para cada medida estatal elegible. Los niveles de rendimiento se determinan utilizando datos del año en curso y del año anterior, y se representan por un color que va del rojo (menor rendimiento) al azul (máximo rendimiento).



Medidas locales

Las medidas locales se basan en información recopilada por distritos, oficinas de educación del condado (COE) y escuelas de convenio. Puede encontrar más información sobre las medidas locales en la [página web de los Indicadores locales del Departamento de Educación de California \(CDE\)](#).

- **Condiciones y servicios básicos**

- Asignaciones de maestros, edificios seguros y limpios y materiales de enseñanza para todos los estudiantes

- **Implementación de las normas académicas del estado**

- **Clima escolar**

- Percepción de seguridad de los estudiantes y conexión con la escuela

- **Participación de los padres y la familia**

- **Acceso a los cursos de estudio del Consejo**

- **Coordinación de servicios para estudiantes expulsados (sólo COE)**

- **Coordinación de servicios para jóvenes en hogares temporales (sólo COE)**


Los distritos reciben una de **tres** calificaciones para cada una de las medidas locales:

- **Lograda**
- **No lograda**
- **No lograda durante dos o más años**

La información de escuelas y grupos de estudiantes no está disponible para las medidas locales.

Para obtener más información, visite la [página web del CDE correspondiente al Tablero de información escolar y el Sistema de apoyo de California](#).

Comuníquese con la División de Informes de Análisis, Medición y Rendición de Cuentas por correo electrónico a dashboard@cde.ca.gov.



Agosto de 2025

Getting to Know the Local Measures



The California School Dashboard (Dashboard) is an online tool designed to help communities across the state access important information about transitional kindergarten through grade twelve schools and districts. The Dashboard features local indicators (also referred to as measures) that local educational agencies (LEAs) such as districts, county offices of education (COEs), and charter schools use to report progress based on local data. For more Dashboard information, visit the [California Department of Education \(CDE\) Dashboard and System of Support web page](#).

Basic Services and Conditions (Priority 1)

The LEA reports information related to whether students have access to curriculum-aligned instructional materials, and whether students have access to safe, clean, and functional school facilities. The CDE will pre-populate an LEA's Teaching Assignment Monitoring Outcomes data to the Dashboard.

Implementation of State Academic Standards (Priority 2)

The LEA reports information related to how it is implementing the state-adopted academic content and performance standards for all students and how the programs and services provided by the LEA enable English learner students to improve their understanding of academic course content and their expertise in using the English language.

Parent and Family Engagement (Priority 3)

The LEA reports information related to how it is promoting parental participation in programs, including how it is building relationships between school staff and families, building partnerships to improve student outcomes, and seeking parent input in decision-making.

School Climate Survey (Priority 6)

The LEA reports information related to student, parent, and teacher perceptions of school safety and connectedness.

Access to a Broad Course of Study (Priority 7)

The LEA reports the extent to which all students have access to—and are enrolled in—a broad course of study including English, Mathematics, Social Science, Science, Visual and Performing Arts, Health, and Physical Education.

Coordination of Services for Expelled Students—COE Only (Priority 9)

The COE reports information regarding how it is coordinating with school districts within the county to ensure that expelled students receive the educational services needed in order to continue their education.

Coordination of Services for Foster Youth—COE Only (Priority 10)

The COE reports information regarding how it works with Child Welfare to minimize changes in school placement and provide educational information to assist in the delivery of services for foster youth, and how it responds to requests from and works with the juvenile court to ensure the delivery and coordination of necessary educational services.

Furthermore, the COE reports on how it is establishing a mechanism for the efficient expeditious transfer of health and education records and passports.

Performance Standards for Local Measures


The following are the performance standards for local measures listed above. To meet the standards for local measure requirements, LEAs must

- annually measure their progress in meeting the requirements of each Local Control Funding Formula (LCFF) priority;
- report results as part of a non-consent item at the same public meeting of the local governing board/body at which the Local Control and Accountability Plan is adopted; and
- report results to the public through the Dashboard utilizing the State Board of Education (SBE)-adopted self-reflection tools for each local measure. The SBE self-reflection tools are available in the [Local Performance Indicator Quick Guide document](#) on the CDE website.

When LEAs complete the requirements above, the Dashboard reports the local measure as “Standard Met.” When an LEA does not meet the above requirements, the Dashboard reports the local measure as “Not Met.” If the LEA does not meet the requirement for two or more years, the Dashboard reports the local measure as “Not Met for Two or More Years.” In addition, the Dashboard reports a rich set of data related to the LEA’s performance on each local measure.

For more information, visit the [CDE California School Dashboard and System of Support web page](#).

Contact the Analysis, Measurement, and Accountability Reporting Division by email at dashboard@cde.ca.gov.



August 2025

Getting to Know the California School Dashboard



The California School Dashboard (Dashboard) is an online tool designed to help communities across the state access important information about transitional kindergarten through grade twelve schools and districts. The Dashboard features easy-to-read reports on multiple measures of school success.

The Dashboard represents one of many steps taken over the past decade that have raised the bar for student learning, increased the focus on equity, and expanded the review of performance data to a specific set of state and local measures. For more information, please visit the [Dashboard website](#).

Measures of School Success

State Measures

State measures allow for comparisons across schools and districts.

- **Academic Indicators (Academic—English Language Arts, Academic—Mathematics)**
- **Chronic Absenteeism Indicator**
- **College/Career Indicator**
- **English Learner Progress Indicator**
- **Graduation Rate Indicator**
- **Science Indicator**
- **Suspension Rate Indicator**

Results are presented for all districts, schools, and student groups (for example, racial/ethnic groups, socioeconomically disadvantaged, English learners, long-term English learners, homeless, foster youth, and students with disabilities).

On the Dashboard, schools and districts receive one of five Performance Levels for each eligible state measure. The Performance Levels are determined using current year and prior year data and are represented by a color ranging from Red (lowest performance) to Blue (highest performance).



Red



Orange



Yellow



Green



Blue

**Lowest
Performance**

**Highest
Performance**



Local Measures

Local measures are based on information collected by districts, county offices of education (COEs), and charter schools. Additional information about the local measures can be found by visiting the [California Department of Education \(CDE\) Local Indicators web page](#).

- **Basic Services and Conditions**
 - Teacher assignments, safe and clean buildings, and instructional materials for all students
- **Implementation of State Academic Standards**
- **School Climate**
 - Student's perception of safety and connection to the school
- **Parent and Family Engagement**
- **Access to a Board Courses of Study**
- **Coordination of Services for Expelled Students (COEs only)**
- **Coordination of Services for Foster Youth (COEs only)**


Districts receive one of **three** ratings for each of the local measures:

- **Met**
- **Not Met**
- **Not Met for Two or More Years**

School and student group information is not available for local measures.

For more information, please visit the [CDE California School Dashboard and System of Support web page](#).

Contact the Analysis, Measurement, and Accountability Reporting Division by email at dashboard@cde.ca.gov.



August 2025