

AOA Elementary



Board Presentation

March 28, 2024



Agenda



1. Quick TK Update

2. Data Overview:

- Instruction
- School Culture
- School Counseling

3. Next Steps



TK Update



Staffing

- TK Lead Teacher
- TK Aide

Curriculum

- CKLA
- Eureka Squared
- RULER

Space

- Move
 - Week of 6/10
- Space design
- Furniture ordering

Enrollment

- Full class roster
 - (24 students)
- Robust Waitlist

Data Norms

- These are all of our students
- Talk about our students like they and their families are in the room.
- Acknowledge that our students are complex and multifaceted people, this data is a snapshot of one thing they did, on one day.
- We use data to help us figure out next steps for ourselves and our students, not rate or judge each other



Instructional Data



Doran Morgan, ES Academic
Dean



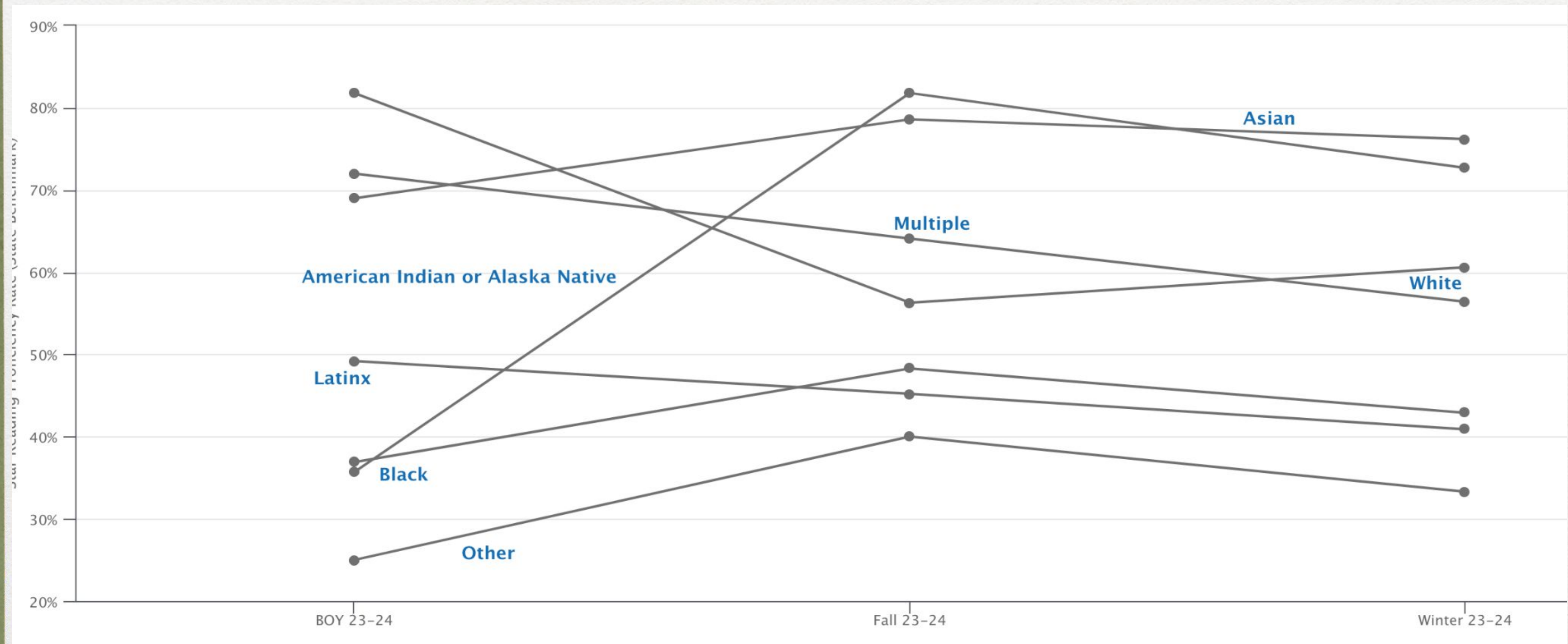
Star Proficiency Levels



	BOY	Tri 1	Tri 2
Early Literacy	55%	59%	58%
Star Reading	53%	59%	56%
Star Math	49%	60%	57%

BOY = Beginning of Year

Reading Proficiency by Ethnicity



Tri 2 Star Reading Proficiency Band



Grade 2	17	33%	9	18%	8	16%	17	33%
Grade 3	16	32%	10	20%	15	30%	9	18%
Grade 4	14	28%	4	8%	12	24%	20	40%
Grade 5	12	23%	7	13%	18	35%	15	29%
All Students Summary	59	29%	30	15%	53	26%	61	30%

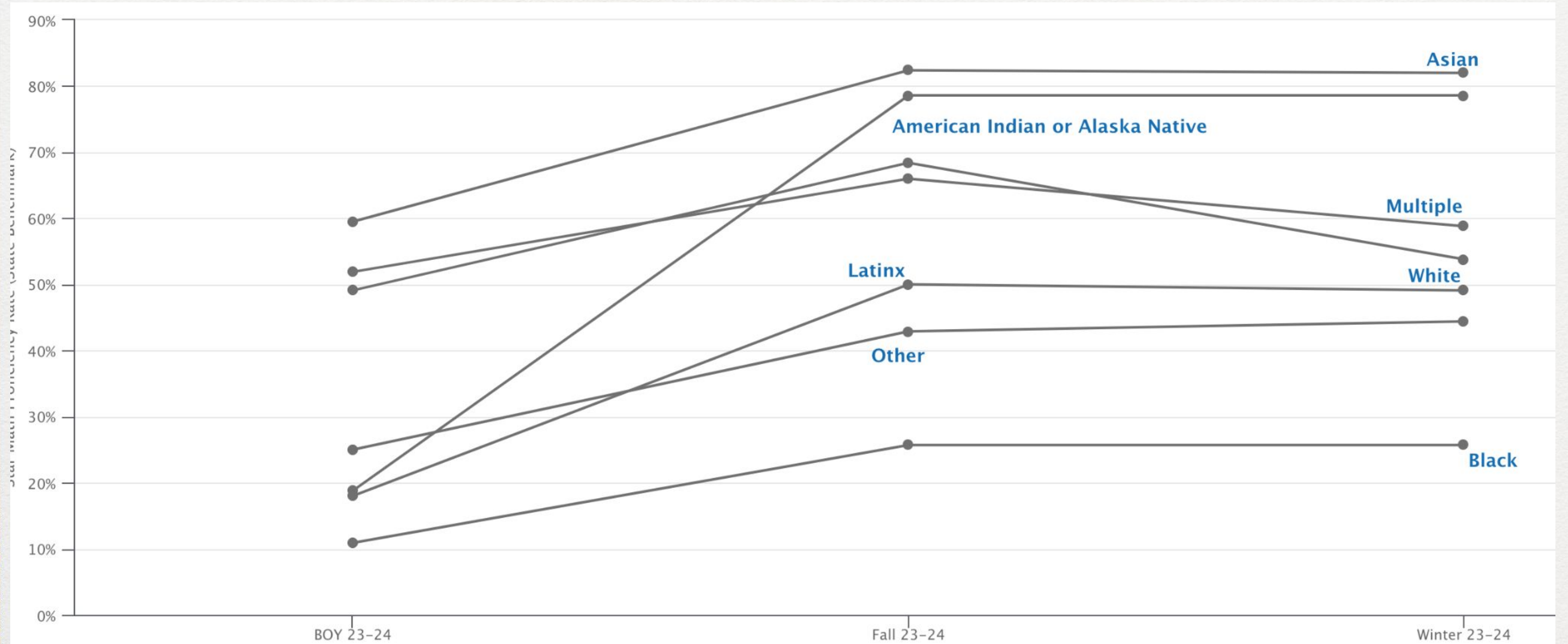
CAASPP Level 1

CAASPP Level 2

CAASPP Level 3

CAASPP Level 4

Math Proficiency by Ethnicity



Tri 2 Star Math by Proficiency Band

Grade 1	9	18%	13	26%	17	34%	11	22%
Grade 2	14	27%	11	22%	12	24%	14	27%
Grade 3	11	22%	8	16%	23	46%	8	16%
Grade 4	14	27%	6	12%	21	41%	10	20%
Grade 5	12	24%	12	24%	10	20%	17	33%
All Students Summary	60	24%	50	20%	83	33%	60	24%

CAASPP Level 1

CAASPP Level 2

CAASPP Level 3

CAASPP Level 4

Percentage of K-2 students meeting SIPPS Targets

Grade	At/Above target T1	At/Above target T2
Kinder	88% (44 students)	75% (38 students)
1st	54% (28 students)	71% (36 students)
2nd	56% (28 students)	78% (43 students)

SIPPS Reading Intervention Grades 3-5

- *50 students who scored in the "urgent intervention" tier on Star at the beginning of the year*
- *Receiving 30 minutes of foundational reading instruction 4x a week*
- *14 students have already made over year of growth in reading this year*
- *48 are on track to make 1+ years of growth this year.*

Math Intervention Grades 1-5

- *46 served from BOY to now in flexible groups based on Star data and curriculum assessments.*
- *Students receive 30 minutes of foundational skills instruction 2-4x a week.*

Implementation of PLCs

Based on research by the DuFours and the conference Leah and Doran attended in November.

Teachers meet in content / grade level clusters during PD

1. Set a standards-based goal
2. Make a plan for assessment
3. Make a plan for instruction
4. Meet every 3 weeks to share progress towards goal, student data and teaching strategies.

Work this trimester was focused on sight word mastery (grades k and 1), writing strong paragraphs (grade 2 and 3-5 ELA), mastering division (3-5 math), and monitoring IEP goals (SPED team)



School Culture Data



ES School Culture Data

The impact of our School Culture program in numbers



Ms. Ebonie, ES Dean of Students

Additional Data

"The Academies has helped me by helping build my friendships" - E. 3rd Grade

"The academy has helped me with respect and not talking in class while my teacher is talking. - G. 3rd Grade

Tier 2 School Culture Data:

Students who have graduated from Behavior Academies (non-duplicated): 116

Number of Week-Long Behavior Academies to Date: 40 to date

Academy Topics Include:

- Hands-Off Academy
- Be Respectful, Be Responsible
- Understanding Boundaries
- Be and Upstander



ES School Counseling Data



MOOD METER

How are you feeling?

ENRAGED	PANICKED	STRESSED	JITTERY	SHOCKED	SURPRISED	UPBEAT	FESTIVE	EXHILARATED	ECSTATIC
LIVID	FURIOUS	FRUSTRATED	TENSE	STUNNED	HYPER	CHEERFUL	MOTIVATED	INSPIRED	ELATED
FUMING	FRIGHTENED	ANGRY	NERVOUS	RESTLESS	ENERGIZED	LIVELY	ENTHUSIASTIC	OPTIMISTIC	EXCITED
ANXIOUS	APPREHENSIVE	WORRIED	IRITATED	ANNOYED	PLEASED	HAPPY	FOCUSED	PROUD	THRILLED
REPULSED	TROUBLED	CONCERNED	UNEASY	PEEVED	PLEASANT	JOYFUL	HOPEFUL	PLAYFUL	BLISSFUL
DISGUSTED	GLUM	DISAPPOINTED	DOWN	APATHETIC	AT EASE	EASYGOING	CONTENT	LOVING	FULFILLED
PESSIMISTIC	MOROSE	DISCOURAGED	SAD	BORED	CALM	SECURE	SATISFIED	GRATEFUL	TOUCHED
ALIENATED	MISERABLE	LONELY	DISHEARTENED	TIRED	RELAXED	CHILL	RESTFUL	BLESSED	BALANCED
DESPONDENT	DEPRESSED	SULLEN	EXHAUSTED	FATIGUED	MELLOW	THOUGHTFUL	PEACEFUL	COMFY	CAREFREE
DESPAIR	HOPELESS	DESOLATE	SPENT	DRAINED	SLEEPY	COMPLACENT	TRANQUIL	COZY	SERENE

ENERGY ↑

PLEASANTNESS →

ES Counseling Data

The impact of our program School Counseling in numbers

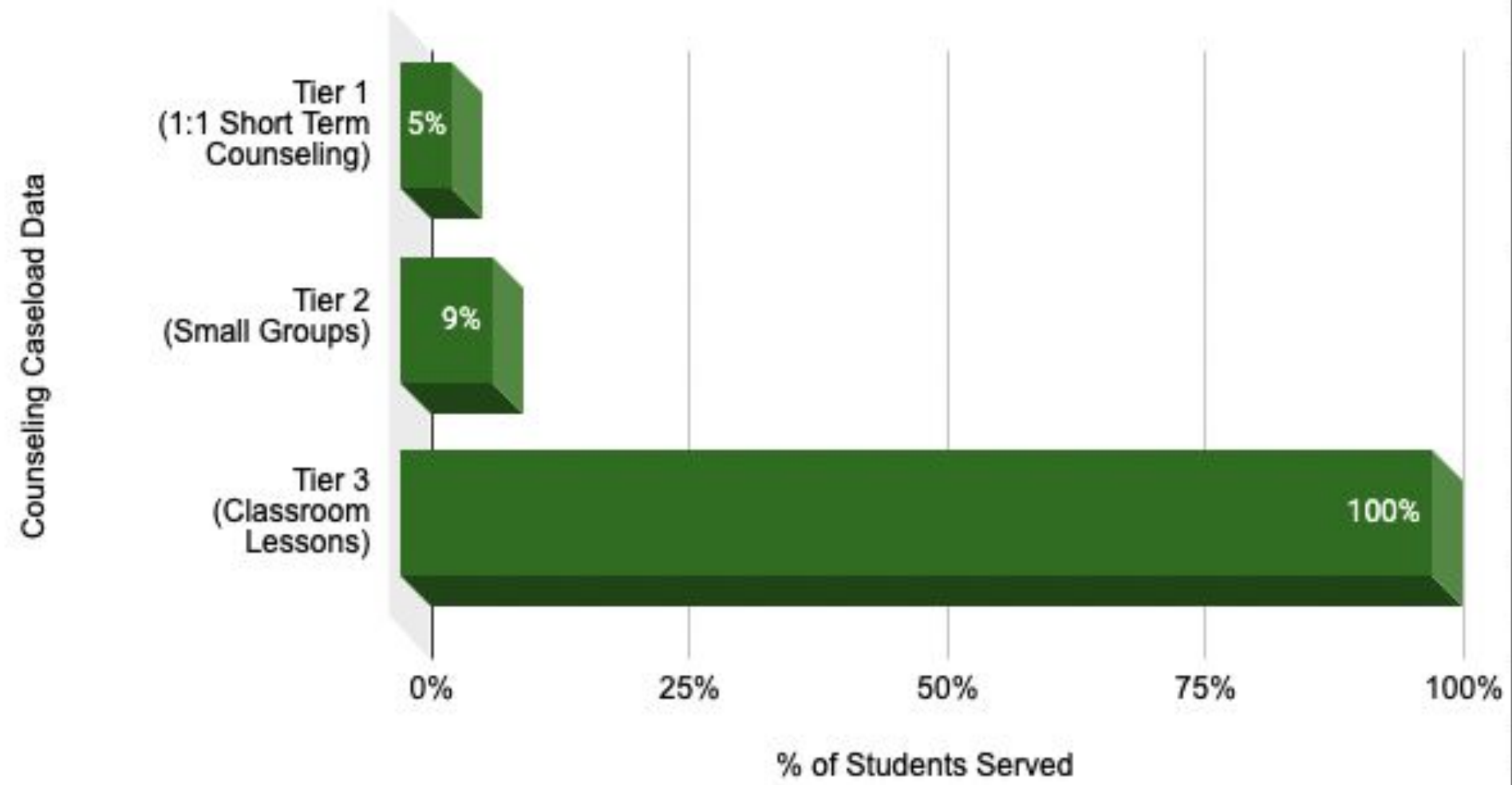


Ms. Edditha,
School Counselor

Additional Data

- Student Check ins- 148
- SI/Risk Assessment - 11

Counseling Caseload Data to Date





RULER

RULER Socio-Emotional Program in Numbers

Recognize

Understand

Label


Express

Regulate

Additional Data

"RULER has helped me to find the words I need to share how I am feeling." - G. 3rd Grader

- 8 RULER Staff Professional Developments
 - (10 total for the school year)
- 15 Teacher-Led RULER lessons in every class



- 1 RULER Professional Development Conference





- 1 RULER Mentor School Visit



Focus for the 24-25 SY



- 
- **Onboarding of new Principal**
 - Hold the course of the existing strong systems and programs
 - **Year 1 of TK Roll Out**
 - **RULER**
 - Year long focus on The Blueprint
 - RULER Parent Info Sessions
 - RULER integration into Curriculum
 - **Staff Retention**
 - Uphold and maintain strong staff culture of support and collaboration in order to retain our amazing teachers, staff, and Deans
- 

A spiral-bound notebook with a white page. A horizontal wooden arrow graphic points to the right, containing the word "Questions" in a dark green, cursive font. The notebook is set against a dark green background.

Questions