

# **Enrollment Presentation**

**August 25, 2022**

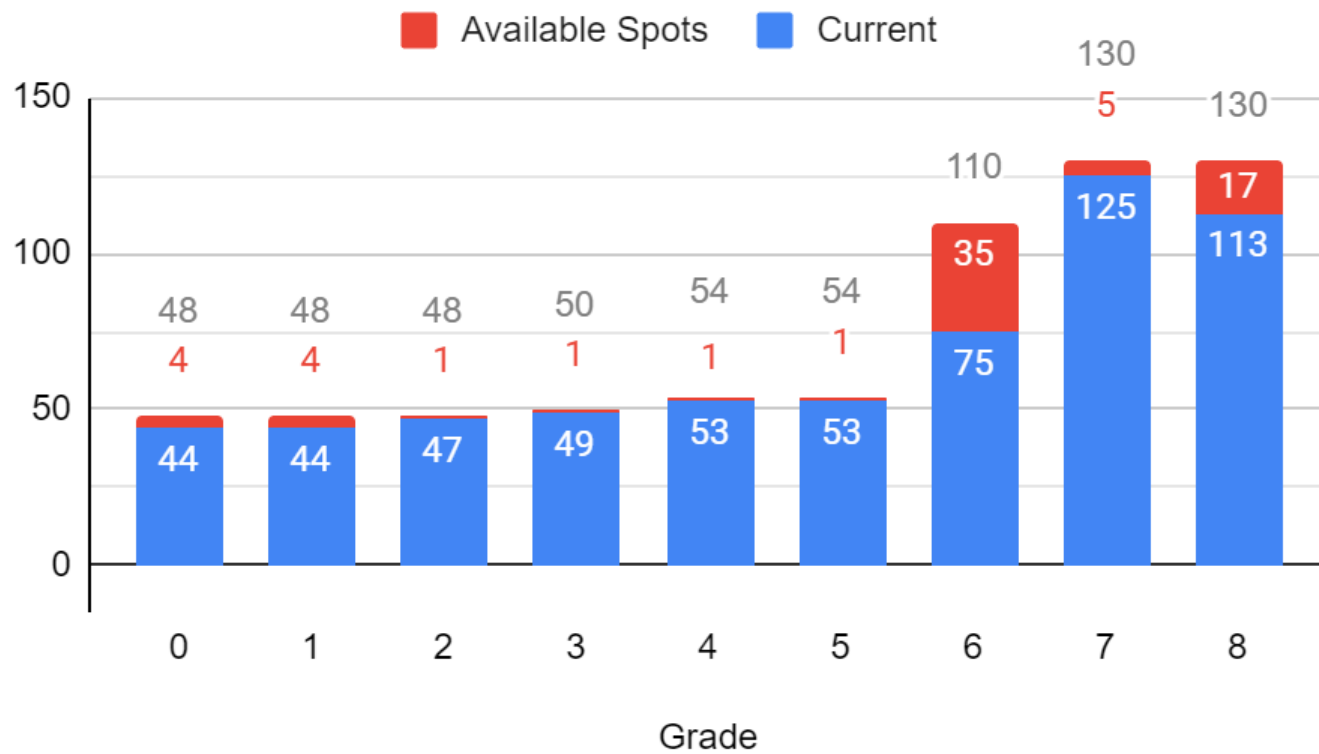
**Board Meeting**

# Slide from June 23 Board Meeting

The Academy of Alameda Charter School Board - Board Meeting - Agenda - Thursday June 23, 2022 at 6:30 PM

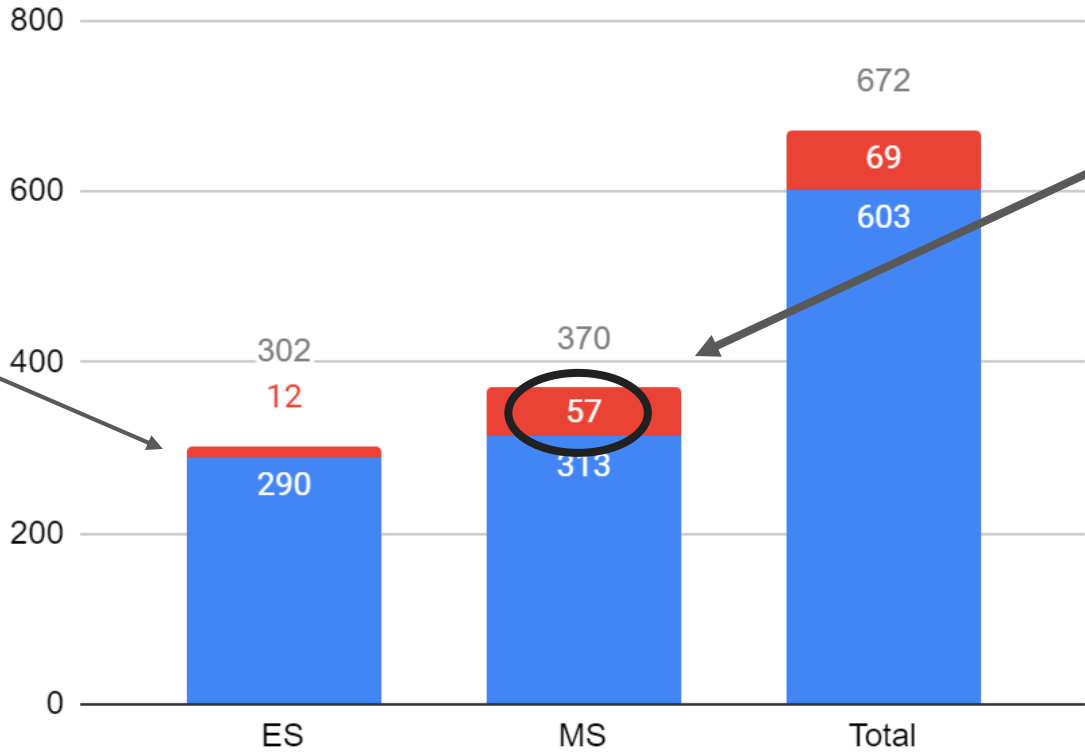
| <b>Grade Level</b> | <b>Waitlist</b> | <b>Current Enrollment</b> | <b>Projected enrollment 2022/23 Budget</b> |
|--------------------|-----------------|---------------------------|--|
| K                  | 59              | Full                      | 48   |
| 1                  | 12              | Full                      | 48   |
| 2                  | 14              | Full                      | 48   |
| 3                  | 23              | Full                      | 50   |
| 4                  | 33              | Full                      | 54   |
| 5                  | 28              | Full                      | 54   |
| 6                  | 0               | 95                        | 110  |
| 7                  | 0               | 138                       | 130  |
| 8                  | 0               | 130                       | 125  |

# Current Enrollment by Grade



# Current Enrollment by School

Available Spots    Current

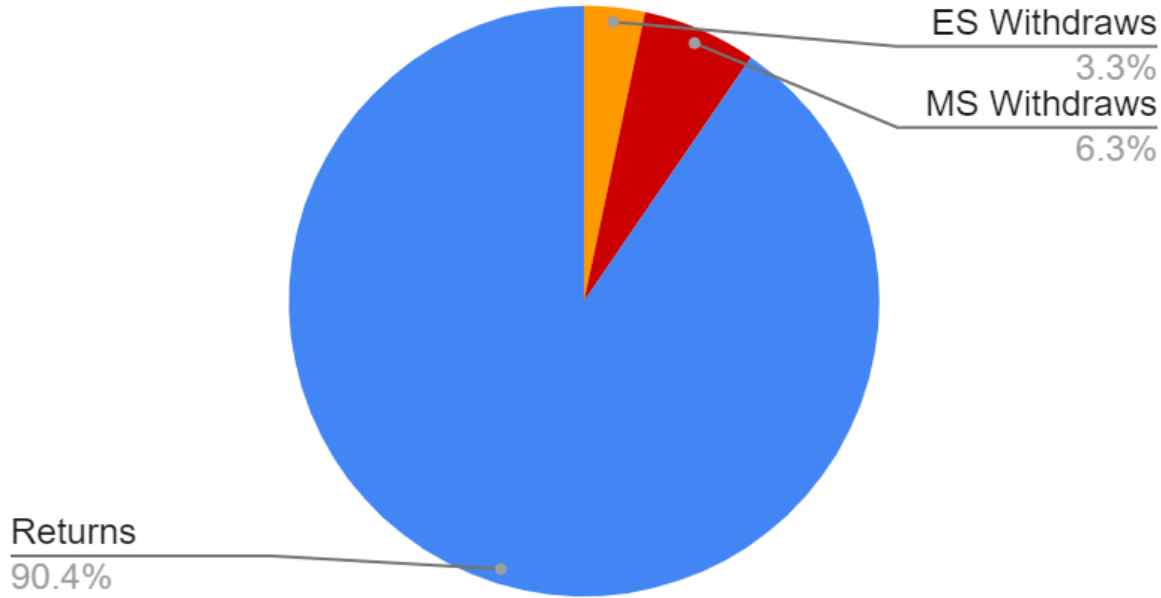


Severely under enrolled in grades 6-8  
No waitlists

We have offers out for these 12 spots and have more students on the waitlists

| Grade | Waitlist |
|-------|----------|
| 0     | 62       |
| 1     | 13       |
| 2     | 13       |
| 3     | 24       |
| 4     | 36       |
| 5     | 31       |

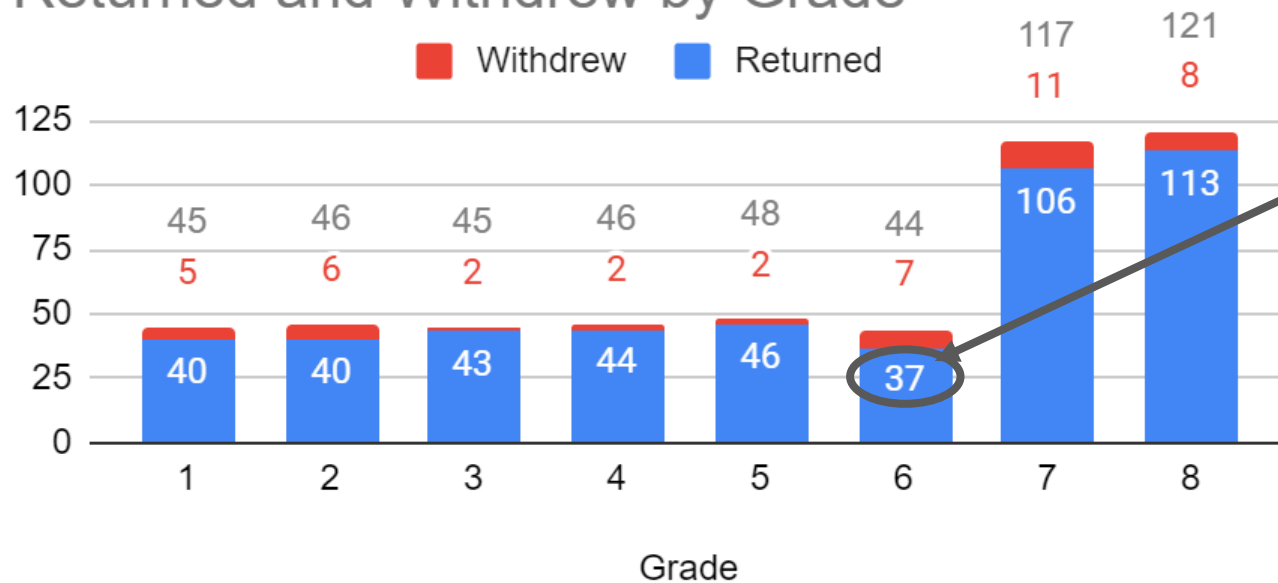
# Retention



9.6% = 49 students  
(25 Alameda residents)

| Grade        | Returned   | Withdrew  |
|--------------|------------|-----------|
| ES           | 213        | 17        |
| MS           | 250        | 32        |
| <b>Total</b> | <b>463</b> | <b>49</b> |

# Returned and Withdrew by Grade



84% of 5th grade students returned for 6th grade

# Withdrawn Students' Next School Categories

We do not know all of the schools for our non-returning students but of the ones we do know these are the percentages.

Charter Outside Alameda  
17.1%

AUSD Charter  
17.1%

ACLIC - 6

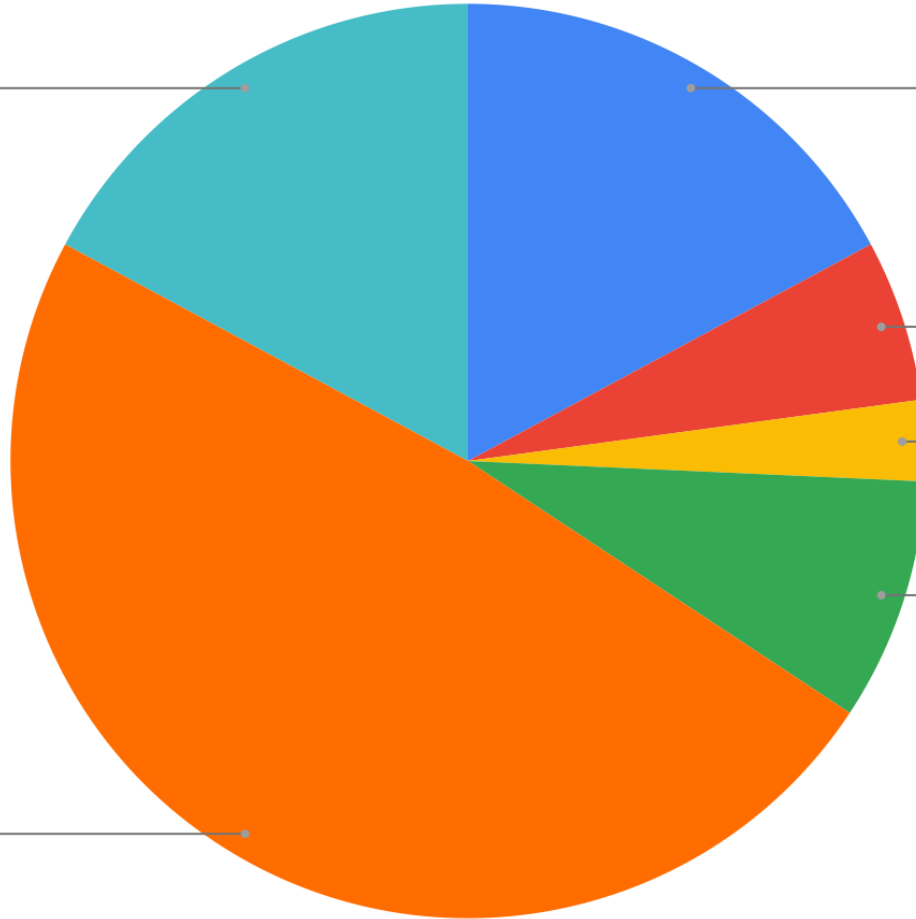
AUSD  
5.7%

Wood - 2

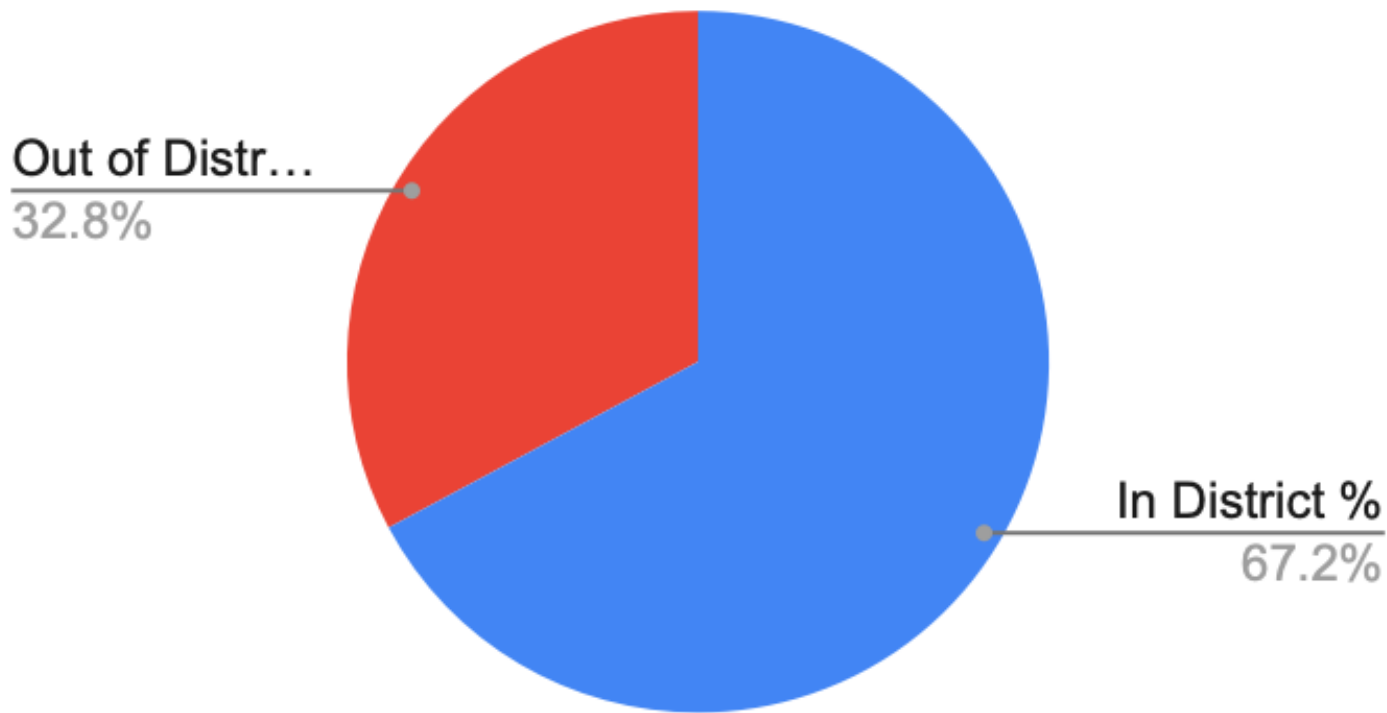
Private  
2.9%

Out of State  
8.6%

Outside Alameda  
48.6%

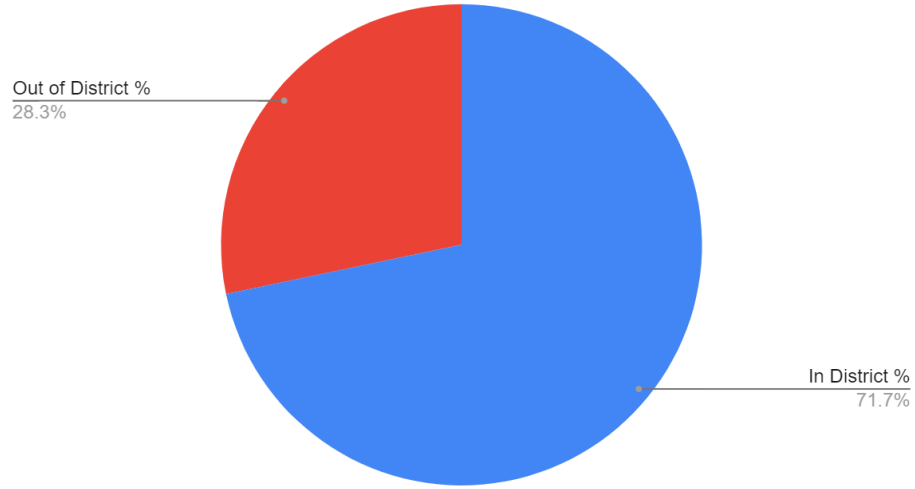


## In District % and Out of District %

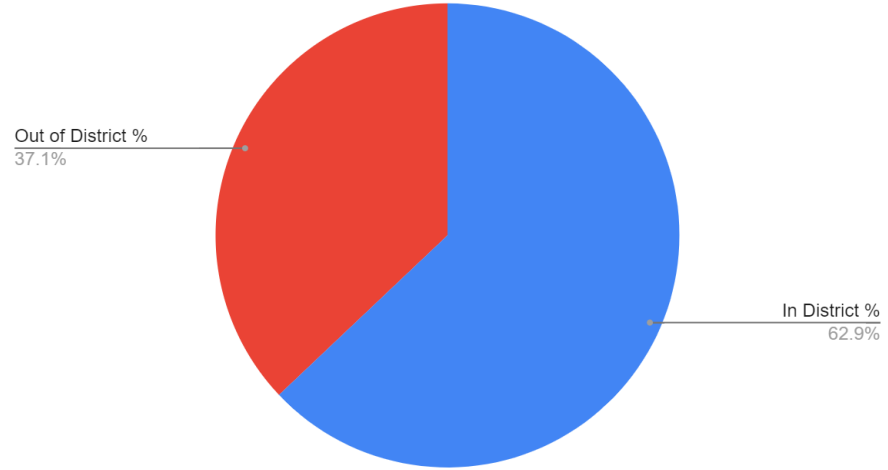




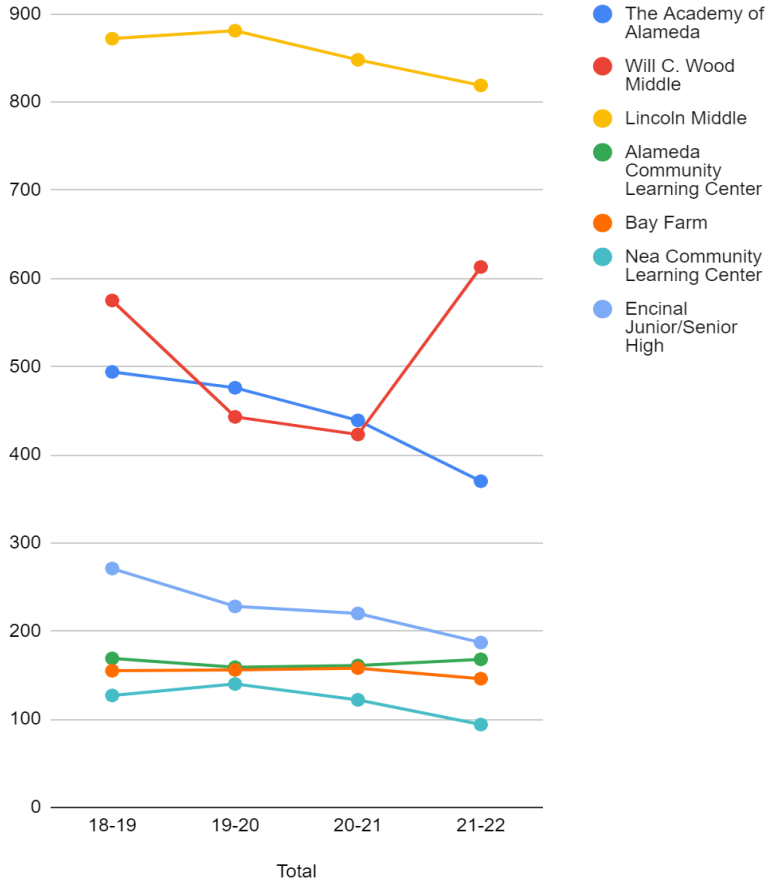
Elementary - In-District/Out-of-District %



Middle - In-District/Out-of-District %

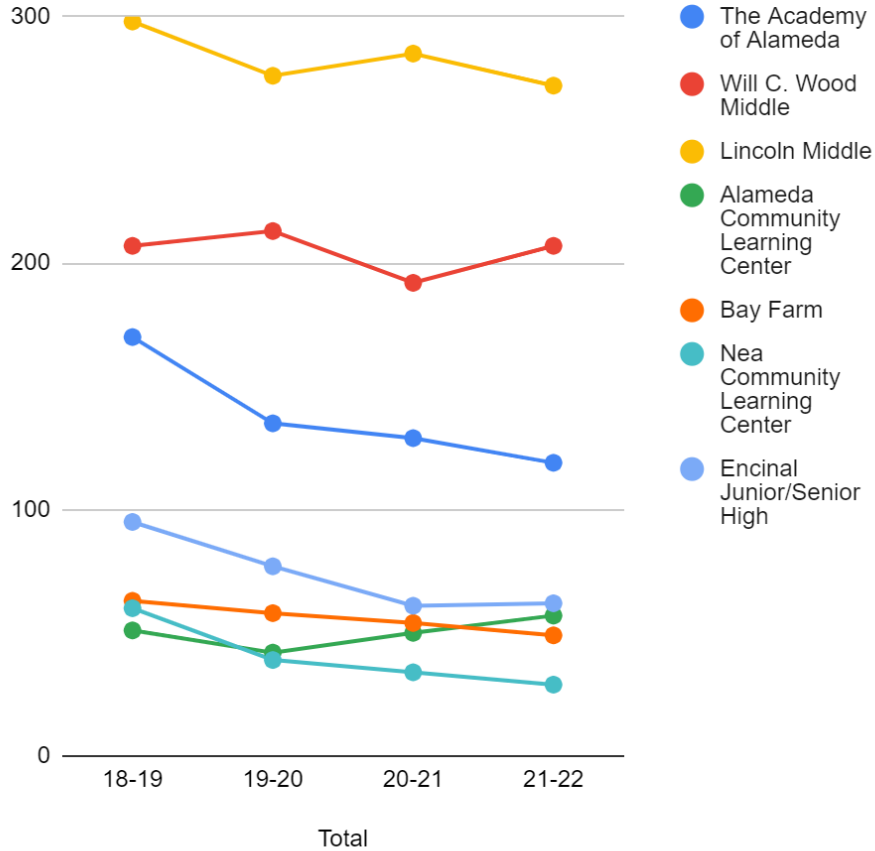


## Enrollment Comparison



| Total  | 18-19 | 19-20 | 20-21 | 21-22 |
|--|-------|-------|-------|-------|
| <b>The Academy of Alameda (Middle School only)</b> | 494   | 476   | 439   | 370   |
| <b>Will C. Wood Middle</b>                         | 575   | 443   | 423   | 613   |
| <b>Lincoln Middle</b>                              | 872   | 881   | 848   | 819   |
| <b>Alameda Community Learning Center</b>           | 169   | 159   | 161   | 168   |
| <b>Bay Farm</b>                                    | 155   | 156   | 158   | 146   |
| <b>Nea Community Learning Center</b>               | 127   | 140   | 122   | 94    |
| <b>Encinal Junior/Senior High</b>                  | 271   | 228   | 220   | 187   |

## 6th Grade Enrollment Comparison



| Total                             | 18-19 | 19-20 | 20-21 | 21-22 |
|-----------------------------------|-------|-------|-------|-------|
| The Academy of Alameda            | 170   | 135   | 129   | 119   |
| Will C. Wood Middle               | 207   | 213   | 192   | 207   |
| Lincoln Middle                    | 298   | 276   | 285   | 272   |
| Alameda Community Learning Center | 51    | 42    | 50    | 57    |
| Bay Farm                          | 63    | 58    | 54    | 49    |
| Nea Community Learning Center     | 60    | 39    | 34    | 29    |
| Encinal Junior/Senior High        | 95    | 77    | 61    | 62    |

# Actual AoA Enrollment Capacity and Goals Moving Forward

| Grade        | Targets | Budget | Difference |
|--------------|---------|--------|------------|
| 0            | 48      | 48     |            |
| 1            | 48      | 48     |            |
| 2            | 48      | 48     |            |
| 3            | 50      | 50     |            |
| 4            | 54      | 54     |            |
| 5            | 54      | 54     |            |
| 6            | 140     | 110    | 30         |
| 7            | 140     | 130    | 10         |
| 8            | 140     | 130    | 10         |
| <b>ES</b>    | 302     | 302    |            |
| <b>MS</b>    | 420     | 370    | 50         |
| <b>Total</b> | 722     | 672    | 50         |