

# The Academy of Alameda Charter School Board

## Finance Committee Meeting

---

### Date and Time

Monday September 9, 2024 at 5:00 PM PDT

### Location

Academy of Alameda  
401 Pacific Ave  
Alameda, CA 94501  
Room 203

---

### Agenda

	Purpose	Presenter	Time
<b>I. Opening Items</b>			<b>5:00 PM</b>
<b>A.</b> Call the Meeting to Order		David Forbes	2 m
<b>B.</b> Record Attendance		David Forbes	1 m
<b>C.</b> Public Comment on General Topic		David Forbes	2 m
<b>II. Finance Updates</b>			<b>5:05 PM</b>
<b>A.</b> Financial Updates and Discussions	Discuss	David Forbes	30 m
Jean Yang and Naomi Stewart will present and the Committee will discuss:			

- FY 24 July Updates

	Purpose	Presenter	Time
• Review of Unaudited Actuals			
<b>B.</b> Budget Realignment Discussion	Discuss	David Forbes	24 m
• Discuss and review a timeline for budget realignment			
<b>III. Closing Items</b>			<b>5:59 PM</b>
<b>A.</b> Adjourn Meeting	FYI	David Forbes	1 m

# Coversheet

## Financial Updates and Discussions

**Section:** II. Finance Updates  
**Item:** A. Financial Updates and Discussions  
**Purpose:** Discuss  
**Submitted by:**  
**Related Material:**  
AOA Board Packet - FY24 UAR + July Financial Update (9.9 FC, 9.26 BM).pdf

# Academy of Alameda

# Financial Update

NAOMI STEWART AND JEAN YANG

FINANCE COMMITTEE MEETING



9/9/24





# Contents

- **2023-24 Unaudited Actuals v Previous Forecast**
- **July 2025 Forecast Update**
- **State Updates**
- **Monthly Financials Summary**
- **Exhibits**
  - FY24 UAR
    - FY24 Actuals v Previous Forecast
    - Balance Sheet, Income Statement, Cash Flow
  - July 2025 Forecast Update
    - July 2025 v FY25 Approved Budget
    - Cash Flow



# Unaudited Actuals





# FY24 Year-End Net Income (Unaudited Actuals)

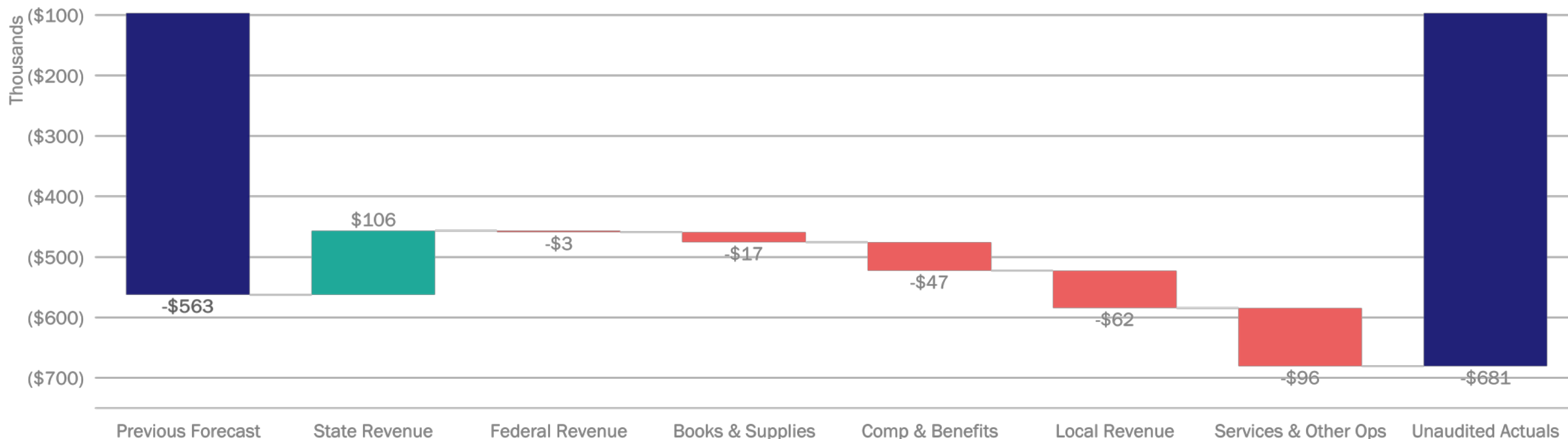
**Net Income -\$680,713, Ending fund balance 3.48M**

		2023-24	2023-24	Variance
		<b>Previous Forecast</b>	<b>Actuals YTD</b>	
Revenue	LCFF Entitlement	6,769,076	6,769,614	538
	Federal Revenue	658,004	655,409	(2,595)
	Other State Revenues	1,629,176	1,734,975	105,799
	Local Revenues	993,974	928,363	(65,611)
	Fundraising and Grants	52,352	56,038	3,685
	<b>Total Revenue</b>	<b>10,102,583</b>	<b>10,144,399</b>	<b>41,816</b>
Expenses	Compensation and Benefits	8,166,251	8,213,252	(47,001)
	Books and Supplies	445,546	462,278	(16,732)
	Services and Other Operating	2,039,500	2,119,642	(80,143)
	Depreciation	13,923	26,812	(12,890)
	Other Outflows	-	3,127	(3,127)
	<b>Total Expenses</b>	<b>10,665,219</b>	<b>10,825,112</b>	<b>(159,893)</b>
	<b>Operating Income</b>	<b>(562,636)</b>	<b>(680,713)</b>	<b>(118,077)</b>
	Beginning Balance (Audited)	4,162,970	4,162,970	-
	Operating Income	(562,636)	(680,713)	(118,077)
	<b>Ending Fund Balance (incl. Depreciation)</b>	<b>3,600,333</b>	<b>3,482,257</b>	<b>(118,077)</b>
	<b>Ending Fund Balance as % of Expenses</b>	<b>33.76%</b>	<b>32.17%</b>	<b>-1.59%</b>



# FY24 Unaudited Actuals

**Net income -\$680,713, decrease of \$118K**



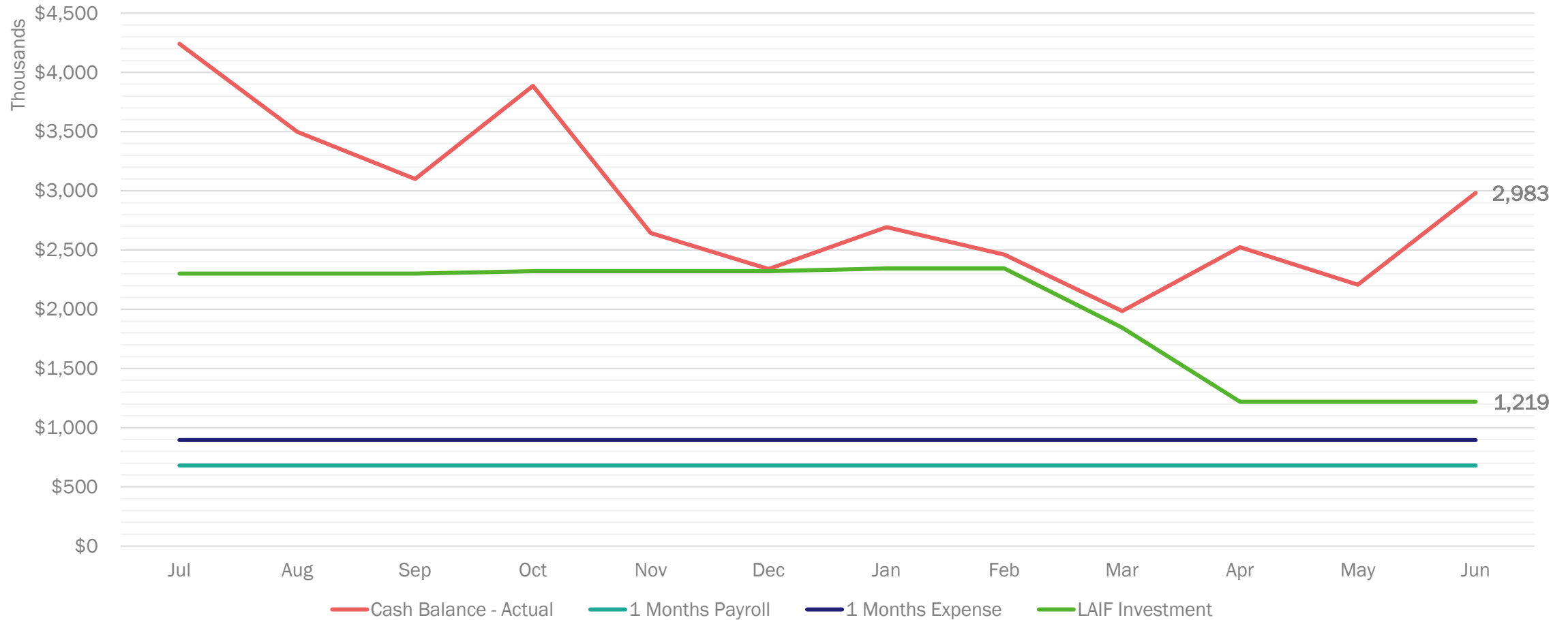
CATEGORY	BOTTOM LINE IMPACT	NOTES
<b>Previous Forecast</b>	<b>(562,636)</b>	
State Revenue	106,337	30k in PY Sped Revenue, additional 38k in Lottery, 13k one-time state sped MH, 15k in ASES
Federal Revenue	(2,595)	No sped reimbursement received
Books & Supplies	(16,732)	Spent more in books, food, and instructional materials and supplies
Comp & Benefits	(47,001)	Increase in unemployment insurance and teacher salaries offset by savings in coaches and instructional aide salaries
Local Revenue	(61,926)	After school program revenue (-50k) and Measure B1 Parcel tax (-17k) at year end
Services & Other Ops	(96,160)	Increase in janitorial expenses (cleaning add-on and supplies), legal fees, building maintenance
<b>Unaudited Actuals</b>	<b>(680,713)</b>	





# FY24 UA: Ending Cash Balance

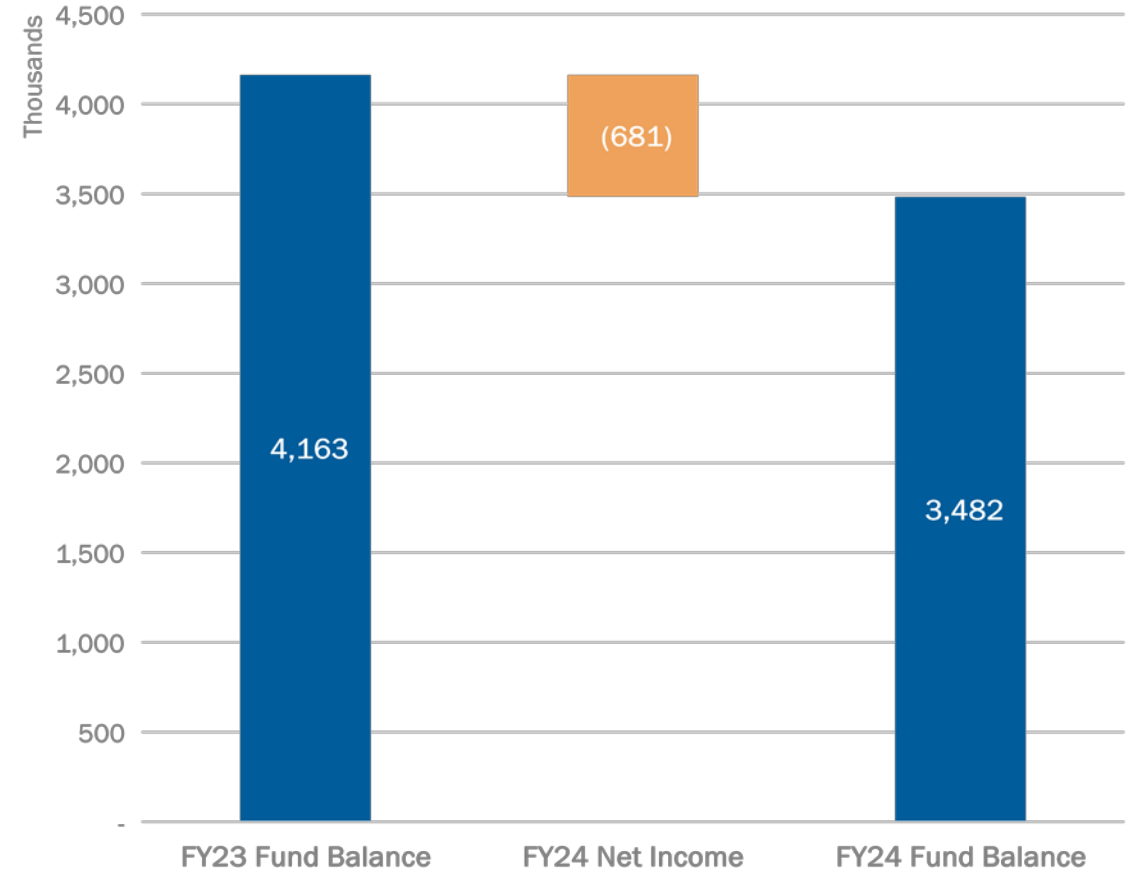
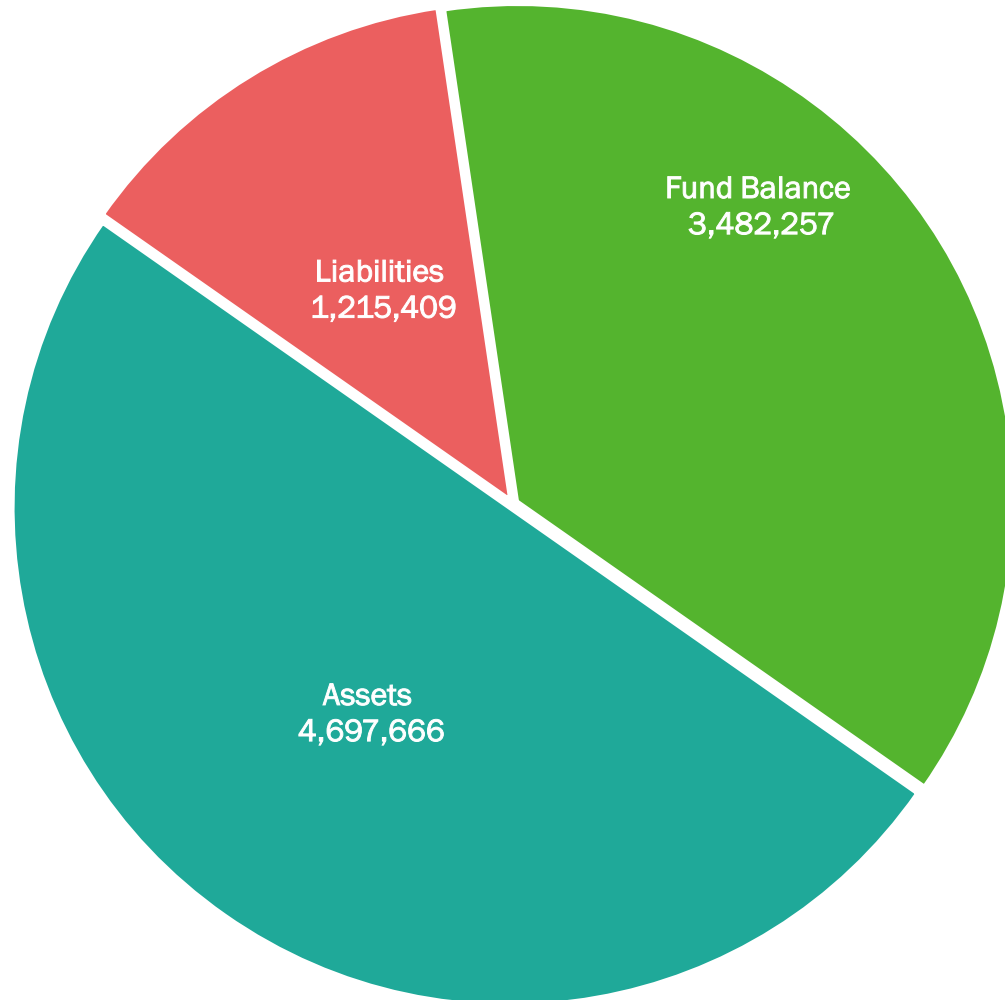
## 2.9M ending cash, 1.2M in LAIF Investment





# FY24 UA: Ending Fund Balance

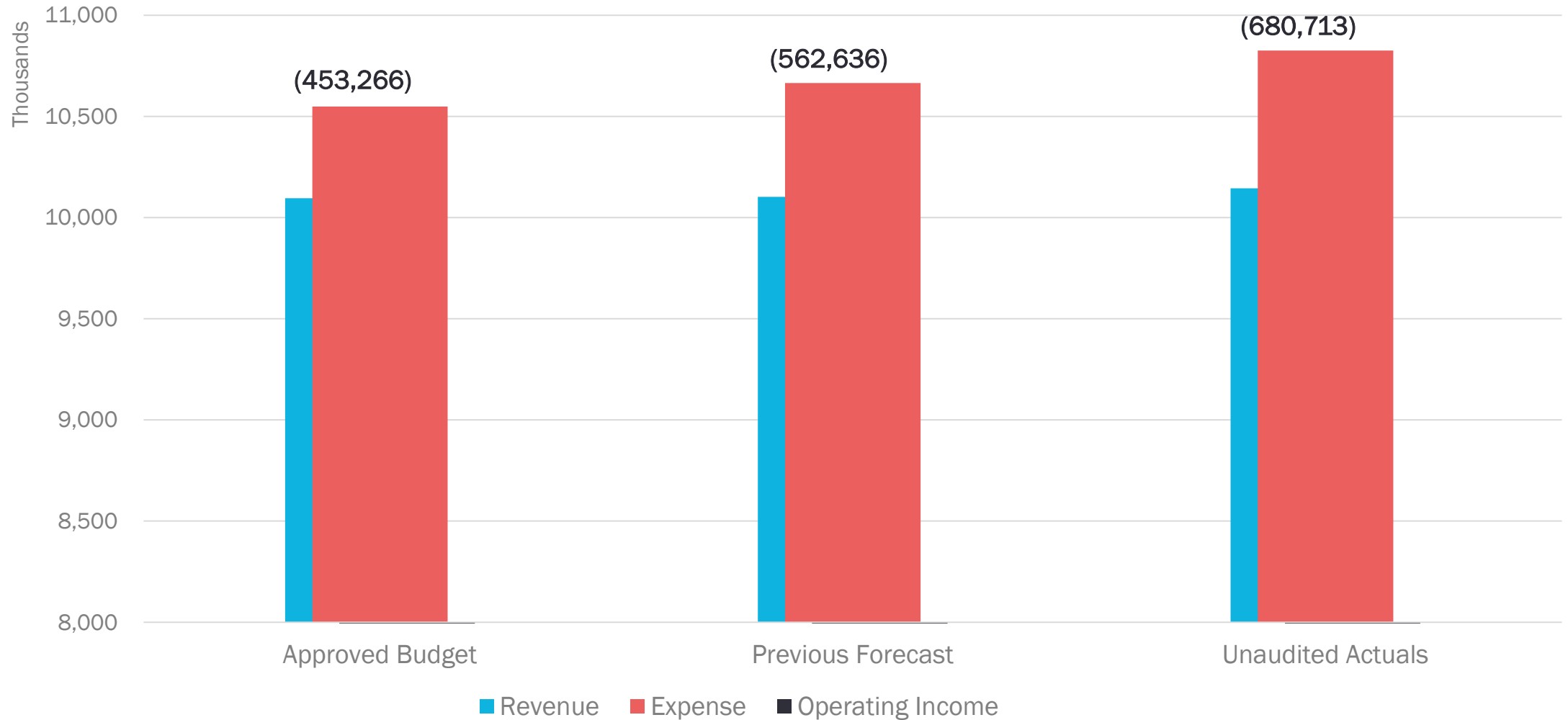
Decrease in fund balance since FY23, FY24 ending fund balance \$3.4M





# FY24 UA: Budget vs. Actual

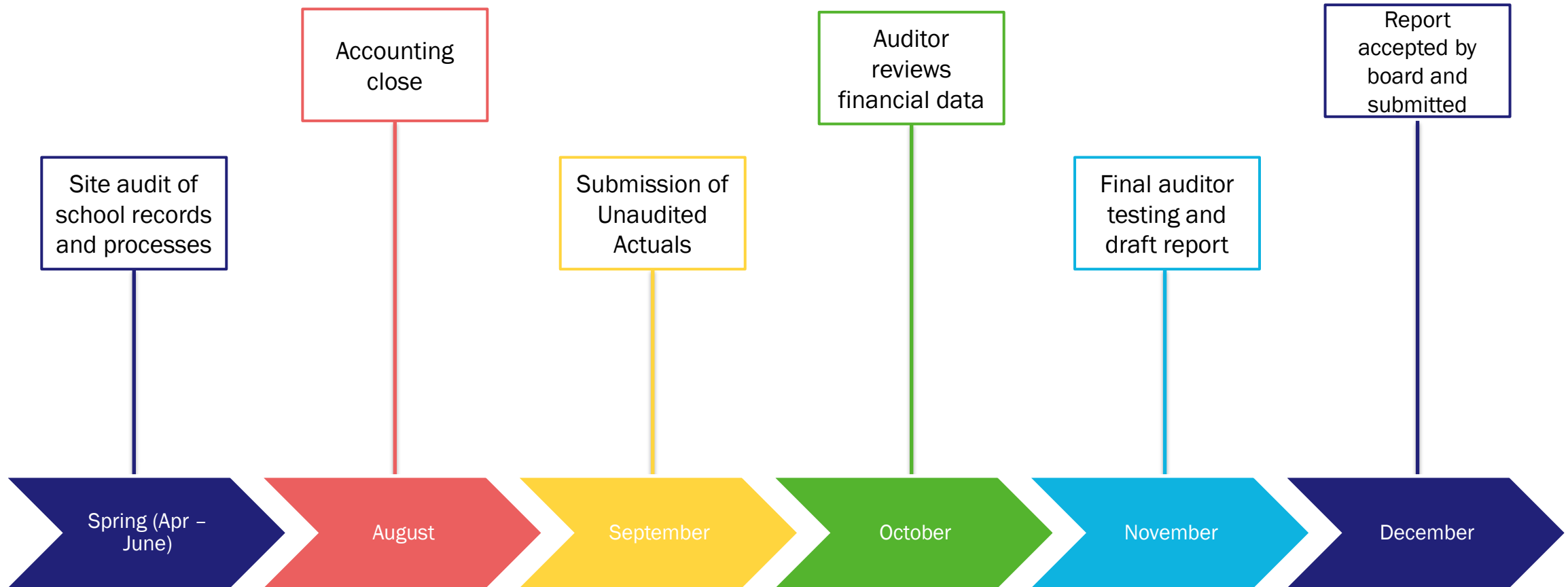
## Decrease in \$227k net income since FY24 original budget





# Audit process over next four months

**Audit is result of EdTec accounting close and auditor review and testing**



# July 2025 Forecast Update





# July 2025 Forecast v 2024-25 Approved Budget

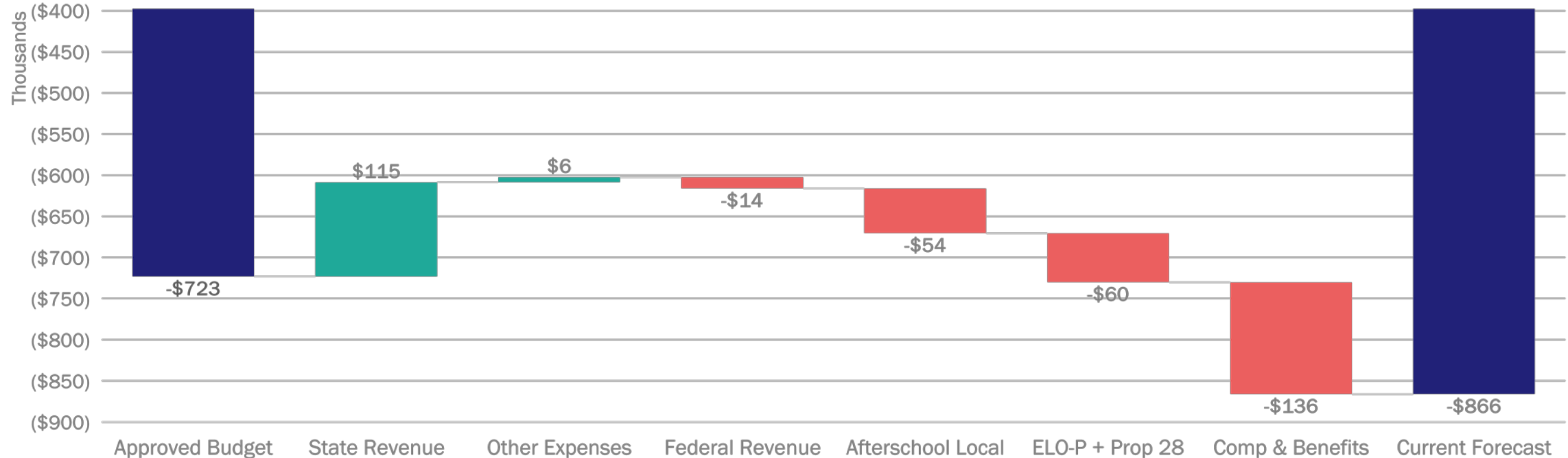
**Net Income -\$866,151, Ending fund balance 2.6M**

		2024-25	2024-25	Variance
		Budget	Current Forecast	
Revenue	LCFF Entitlement	7,249,707	7,249,712	4
	Federal Revenue	265,100	251,387	(13,713)
	Other State Revenues	1,675,746	1,730,803	55,057
	Local Revenues	964,226	911,057	(53,169)
	Fundraising and Grants	6,126	4,849	(1,277)
	<b>Total Revenue</b>	<b>10,160,906</b>	<b>10,147,807</b>	<b>(13,098)</b>
Expenses	Compensation and Benefits	8,610,747	8,746,793	(136,046)
	Books and Supplies	382,340	378,838	3,502
	Services and Other Operating	1,880,852	1,876,792	4,059
	Depreciation	10,258	11,534	(1,276)
	Other Outflows	-	-	-
	<b>Total Expenses</b>	<b>10,884,197</b>	<b>11,013,958</b>	<b>(129,761)</b>
	<b>Operating Income</b>	<b>(723,291)</b>	<b>(866,151)</b>	<b>(142,860)</b>
	Beginning Balance (Audited)	3,600,333	3,493,425	(106,908)
	Operating Income	(723,291)	(866,151)	(142,860)
	<b>Ending Fund Balance (incl. Depreciation)</b>	<b>2,877,042</b>	<b>2,627,274</b>	<b>(249,768)</b>
	<b>Ending Fund Balance as % of Expenses</b>	<b>26.43%</b>	<b>23.85%</b>	<b>-2.58%</b>



# July 2025 Forecast v 2024-25 Approved Budget

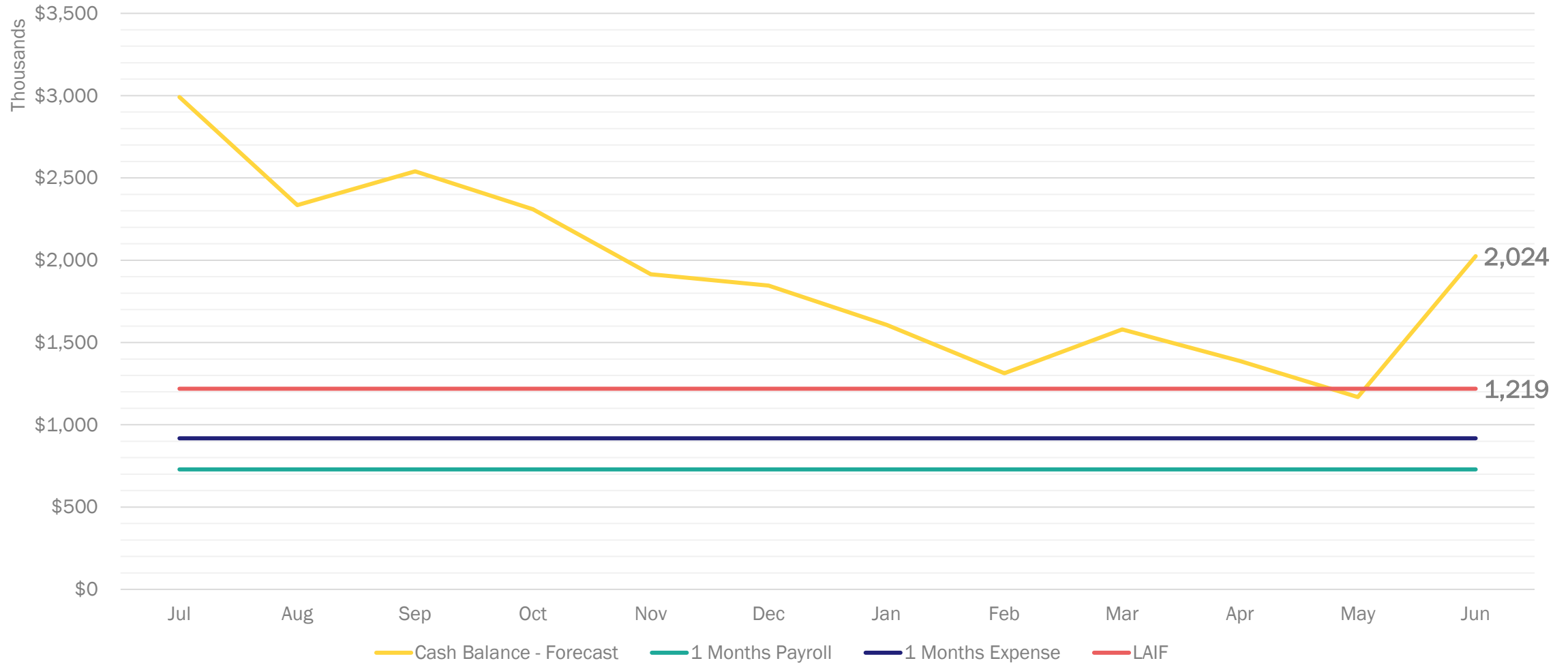
Net income decreased 142k compared to previous forecast



CATEGORY	BOTTOM LINE IMPACT	NOTES
Approved Budget	(723,291)	
State Revenue	114,713	PY AOA Elementary FY22 final apportionment true up (61k), One-time Sped Low-Incidence funding (18k), Increased Lottery (15k), Sped (5k), and ASES (13k)
Other Expenses	6,285	Savings in supplies, janitorial expenses, and marketing
Federal Revenue	(13,713)	Sped rates adjusted to be more conservative based on PY
Afterschool Local	(54,447)	Decrease in Afterschool Program revenue collected in PY adj assumptions for CY
ELO-P + Prop 28	(59,651)	Decrease in ELO-P state rate (-50k), Decrease in Prop 28 Adv Apportionment (-9k)
Comp & Benefits	(136,046)	Unemployment insurance increase per FY24 actuals, additional instructional aides, Dean of Academics transition, increased teacher salaries
Current Forecast	(866,151)	

# 2024-25 Monthly Cash Balance

## Low cash projection in February and May and will dip into LAIF funds

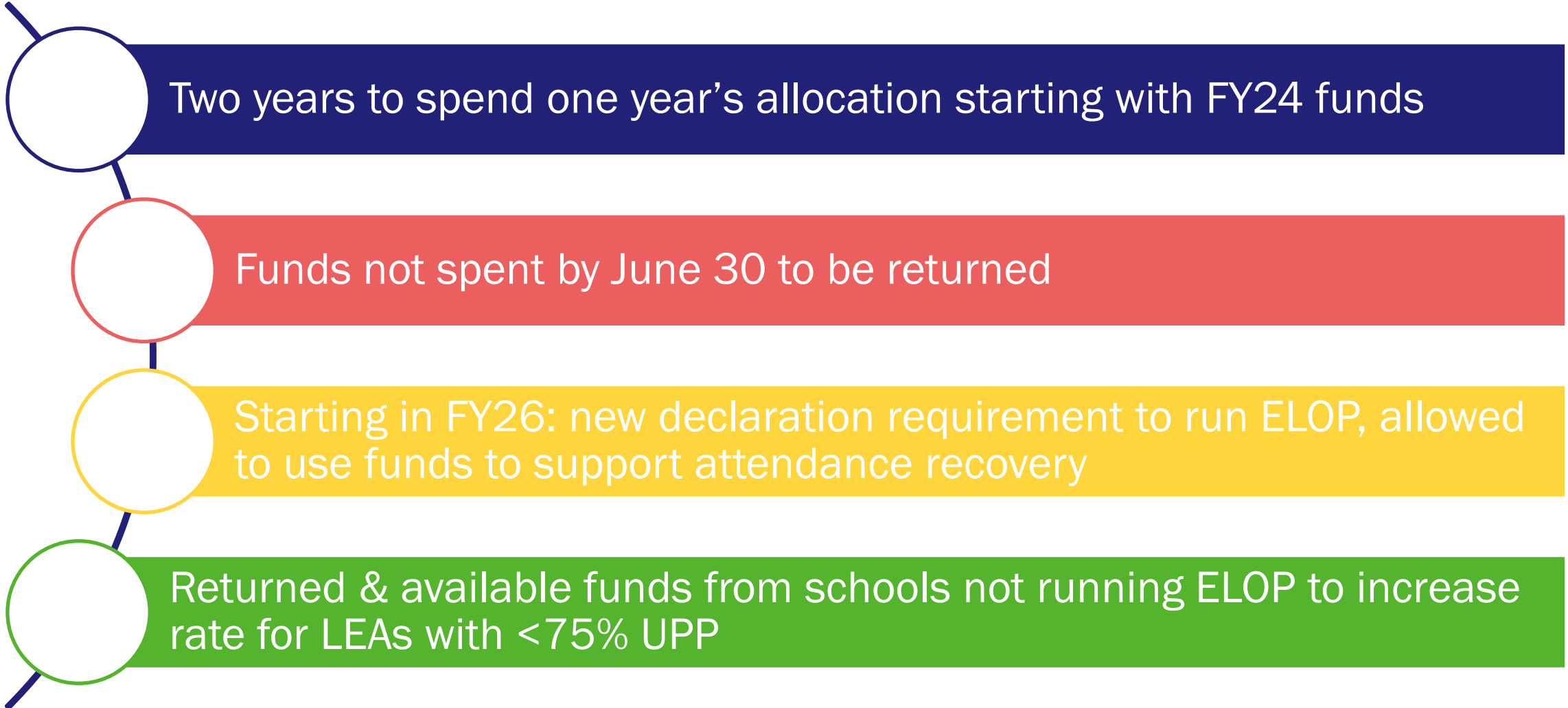




# State Updates



# Expanded Learning Opportunities Program (ELOP)



# Attendance Recovery Program Starts July 1, 2025

## What

- Collect ADA, address lost instructional time & absenteeism
- CDE to share guidance by June 30, 2025

## Who

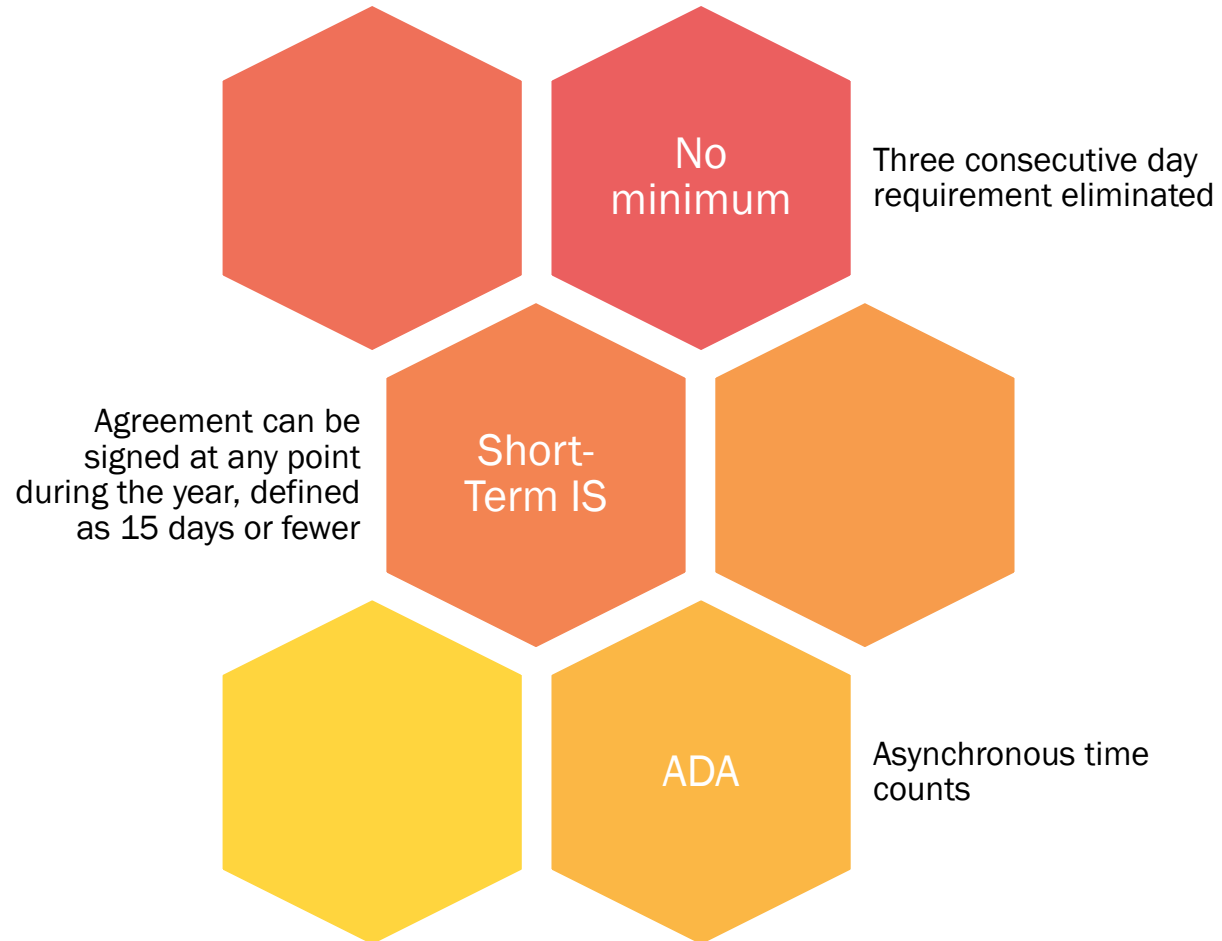
- In-person under certificated teacher supervision
- Classroom based charters
- Voluntary participation

## When

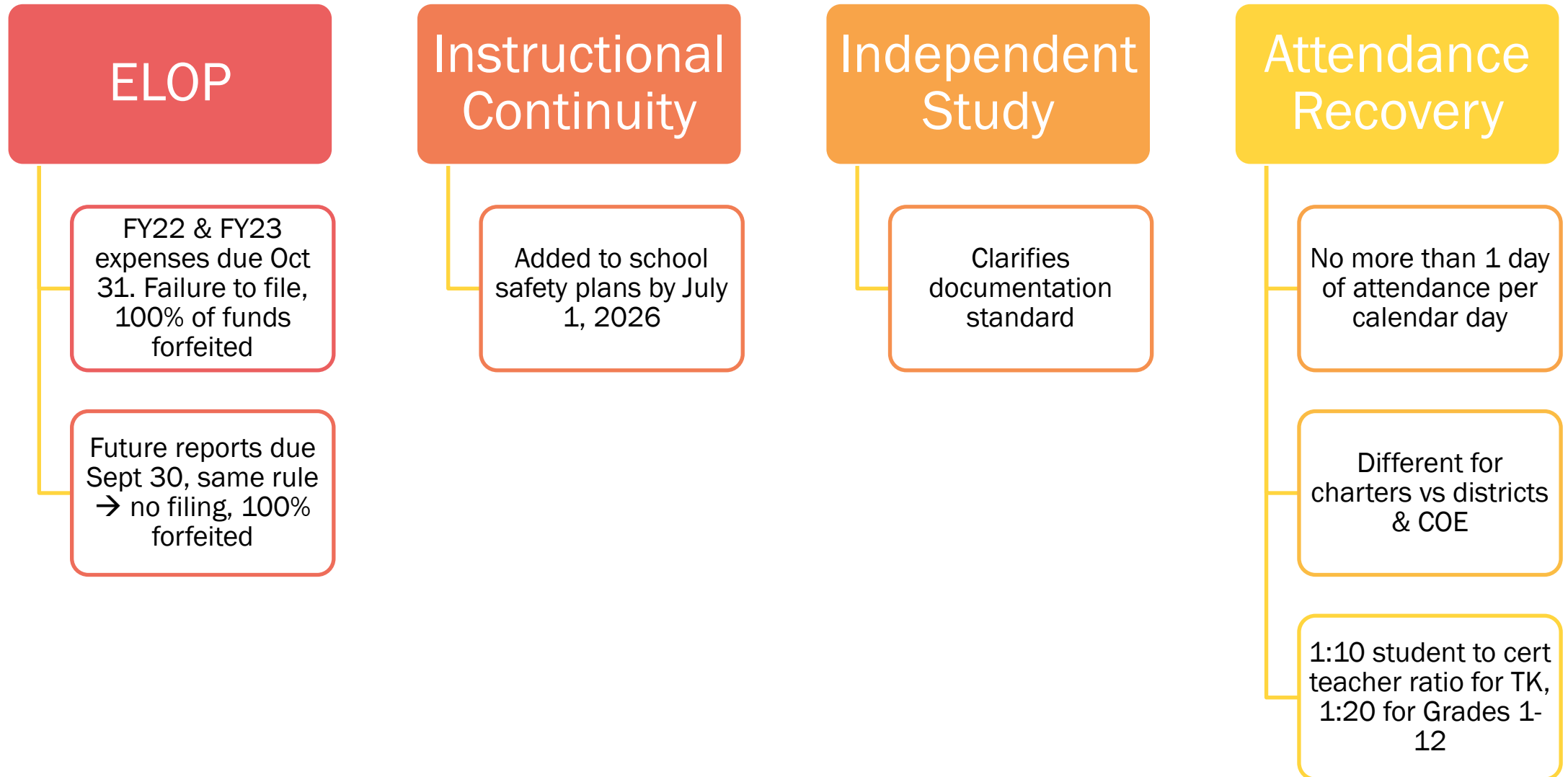
- Before & after school, intersession, weekends
- At least once during each term
- Not included in annual calendar or instructional minute requirements

# Independent Study

## New board policy required



# Budget Clean Up Legislation: SB 176



# Monthly Financial Summary

## Accomplishments

- FY24 Unaudited Actuals Report submitted 9/6/24

## Next Steps

- Wrap up fiscal year and prepare for audit
- Comparative analysis in Fall, FY24 vs. FY25 budget, and adjust as needed

## Goals & Horizon Issues

- Review 24-25 deficit for potential opportunities for improvement
- Develop Attendance Recovery plan

# Exhibits



**CHARTER SCHOOL UNAUDITED ACTUALS**  
FINANCIAL REPORT -- ALTERNATIVE FORM  
July 1, 2023 to June 30, 2024

Charter School Name: The Academy of Alameda  
CDS #: 01-61119-0122085  
Charter Approving Entity: Alameda Unified  
County: Alameda  
Charter #: 1181

This charter school uses the following basis of accounting:

(Please enter an "X" in the applicable box below; check only one box)

**Accrual Basis (Applicable Capital Assets/Interest on Long-Term Debt/Long-Term Liabilities/Net Position objects are 6900, 6910, 7438, 9400-9489, 9660-9669, 9796, and 9797)**

**Modified Accrual Basis (Applicable Capital Outlay/Debt Service/Fund Balance objects are 6100-6170, 6200-6500, 6600, 7438, 7439, and 9711-9789)**

Description	Object Code	Unrestricted	Restricted	Total
<b>A. REVENUES</b>				
1. LCFF Sources				
State Aid - Current Year	8011	3,186,328.00		3,186,328.00
Education Protection Account State Aid - Current Year	8012	899,764.00		899,764.00
State Aid - Prior Years	8019	423.00		423.00
Transfers to Charter Schools in Lieu of Property Taxes	8096	2,683,099.00		2,683,099.00
Other LCFF Transfers	8091, 8097			0.00
Total, LCFF Sources		6,769,614.00	0.00	6,769,614.00
2. Federal Revenues (see NOTE in Section L)				
Every Student Succeeds Act	8290		169,274.00	169,274.00
Special Education - Federal	8181, 8182		81,312.00	81,312.00
Child Nutrition - Federal	8220			0.00
Donated Food Commodities	8221			0.00
Other Federal Revenues	8110, 8260-8299	3,526.15	401,297.00	404,823.15
Total, Federal Revenues		3,526.15	651,883.00	655,409.15
3. Other State Revenues				
Special Education - State	StateRev SE		518,562.00	518,562.00
All Other State Revenues	StateRev AO	227,568.57	988,844.34	1,216,412.91
Total, Other State Revenues		227,568.57	1,507,406.34	1,734,974.91
4. Other Local Revenues				
All Other Local Revenues	LocalRev AO	984,400.98		984,400.98
Total, Local Revenues		984,400.98	0.00	984,400.98
5. TOTAL REVENUES				
		7,985,109.70	2,159,289.34	10,144,399.04
<b>B. EXPENDITURES (see NOTE in Section L)</b>				
1. Certificated Salaries				
Certificated Teachers' Salaries	1100	2,345,045.44	153,769.80	2,498,815.24
Certificated Pupil Support Salaries	1200	76,954.03	428,541.70	505,495.73
Certificated Supervisors' and Administrators' Salaries	1300	720,963.77		720,963.77
Other Certificated Salaries	1900	218,054.23	294,816.89	512,871.12
Total, Certificated Salaries		3,361,017.47	877,128.39	4,238,145.86
2. Noncertificated Salaries				
Noncertificated Instructional Salaries	2100	734,261.52		734,261.52
Noncertificated Support Salaries	2200	72,864.04	304,524.28	377,388.32
Noncertificated Supervisors' and Administrators' Salaries	2300	231,738.68		231,738.68
Clerical, Technical and Office Salaries	2400	170,661.10	42,089.16	212,750.26
Other Noncertificated Salaries	2900		396,053.15	396,053.15
Total, Noncertificated Salaries		1,209,525.34	742,666.59	1,952,191.93
<b>3. Employee Benefits</b>				
STRS	3101-3102	600,979.68	177,050.63	778,030.31
PERS	3201-3202			0.00
OASDI / Medicare / Alternative	3301-3302	118,546.27	93,207.25	211,753.52



The Academy of Alameda  
Alameda Unified  
Alameda County

2023-24 Unaudited Actuals  
Charter School Alternative Form

01 61119 0122085  
Form ALT  
E8APN522PP(2023-24)

Health and Welfare Benefits	3401-3402	733,439.45	.10	733,439.55
Unemployment Insurance	3501-3502	130,452.41	53,836.81	184,289.22
Workers' Compensation Insurance	3601-3602	50,098.01		50,098.01
OPEB, Allocated	3701-3702			0.00
OPEB, Active Employees	3751-3752			0.00
Other Employee Benefits	3901-3902	43,695.36	21,608.21	65,303.57
Total, Employee Benefits		1,677,211.18	345,703.00	2,022,914.18
<b>4. Books and Supplies</b>				
Approved Textbooks and Core Curricula Materials	4100			0.00
Books and Other Reference Materials	4200	101,150.30	114.07	101,264.37
Materials and Supplies	4300	161,045.92	34,653.72	195,699.64
Noncapitalized Equipment	4400	133,327.65	383.33	133,710.98
Food	4700	31,602.71		31,602.71
Total, Books and Supplies		427,126.58	35,151.12	462,277.70
<b>5. Services and Other Operating Expenditures</b>				
Subagreements for Services	5100			0.00
Travel and Conferences	5200	44,101.62		44,101.62
Dues and Memberships	5300	94,340.33		94,340.33
Insurance	5400	99,189.99		99,189.99
Operations and Housekeeping Services	5500	264,712.02		264,712.02
Rentals, Leases, Repairs, and Noncap. Improvements	5600	234,871.67		234,871.67
Transfers of Direct Costs	5700-5799			0.00
Professional/Consulting Services and Operating Expend.	5800	1,222,517.62	158,640.24	1,381,157.86
Communications	5900	1,269.09		1,269.09
Total, Services and Other Operating Expenditures		1,961,002.34	158,640.24	2,119,642.58
<b>6. Capital Outlay</b>				
(Objects 6100-6170, 6200-6500 modified accrual basis only)				
Land and Land Improvements	6100-6170			0.00
Buildings and Improvements of Buildings	6200			0.00
Books and Media for New School Libraries or Major				
Expansion of School Libraries	6300			0.00
Equipment	6400			0.00
Equipment Replacement	6500			0.00
Lease Assets	6600			0.00
Subscription Assets	6700			0.00
Depreciation Expense (accrual basis only)	6900	26,812.37		26,812.37
Amortization Expense - Lease Assets	6910			0.00
Amortization Expense - Subscription Assets	6920			0.00
Total, Capital Outlay		26,812.37	0.00	26,812.37
<b>7. Other Outgo</b>				
Tuition to Other Schools	7110-7143			0.00
Transfers of Pass-Through Revenues to Other LEAs	7211-7213			0.00
Transfers of Apportionments to Other LEAs - Spec. Ed.	7221-7223SE			0.00
Transfers of Apportionments to Other LEAs - All Other	7221-7223AO			0.00
All Other Transfers	7281-7299			0.00
Transfers of Indirect Costs	7300-7399			0.00
Debt Service:				
Interest	7438	3,127.00		3,127.00
Principal (for modified accrual basis only)	7439			0.00
Total Debt Service		3,127.00	0.00	3,127.00
Total, Other Outgo		3,127.00	0.00	3,127.00
<b>8. TOTAL EXPENDITURES</b>		8,665,822.28	2,159,289.34	10,825,111.62
<b>C. EXCESS (DEFICIENCY) OF REVENUES OVER EXPENDITURES BEFORE OTHER FINANCING SOURCES AND USES (A5-B8)</b>		(680,712.58)	0.00	(680,712.58)
<b>D. OTHER FINANCING SOURCES / USES</b>				

The Academy of Alameda  
Alameda Unified  
Alameda County

2023-24 Unaudited Actuals  
Charter School Alternative Form

01 61119 0122085  
Form ALT  
E8APN522PP(2023-24)

1.	Other Sources	8930-8979			0.00
	Less:				
2.	Other Uses	7630-7699			0.00
3.	Contributions Between Unrestricted and Restricted Accounts (must net to zero)	8980-8999			0.00
4.	TOTAL OTHER FINANCING SOURCES / USES		0.00	0.00	0.00
<b>E.</b>	<b>NET INCREASE (DECREASE) IN FUND BALANCE /NET POSITION (C+D4)</b>		(680,712.58)	0.00	(680,712.58)
<b>F.</b>	<b>FUND BALANCE / NET POSITION</b>				
1.	Beginning Fund Balance/Net Position				
a.	As of July 1	9791	4,129,768.54		4,129,768.54
b.	Adjustments/Restatements	9793, 9795	33,201.00		33,201.00
c.	Adjusted Beginning Fund Balance /Net Position		4,162,969.54	0.00	4,162,969.54
2.	Ending Fund Balance /Net Position, June 30 (E+F1c)		3,482,256.96	0.00	3,482,256.96
	<b>Components of Ending Fund Balance (Modified Accrual Basis only)</b>				
a.	Nonspendable				
1.	Revolving Cash (equals Object 9130)	9711			0.00
2.	Stores (equals Object 9320)	9712			0.00
3.	Prepaid Expenditures (equals Object 9330)	9713			0.00
4.	All Others	9719			0.00
b.	Restricted	9740			0.00
c.	Committed				
1.	Stabilization Arrangements	9750			0.00
2.	Other Commitments	9760			0.00
d.	Assigned	9780			0.00
e.	Unassigned/Unappropriated				
1.	Reserve for Economic Uncertainties	9789			0.00
2.	Unassigned/Unappropriated Amount	9790M			0.00
3.	<b>Components of Ending Net Position (Accrual Basis only)</b>				
a.	Net Investment in Capital Assets	9796	75,067.74		75,067.74
b.	Restricted Net Position	9797			0.00
c.	Unrestricted Net Position	9790A	3,407,189.22	0.00	3,407,189.22
	<b>Description</b>	<b>Object Code</b>	<b>Unrestricted</b>	<b>Restricted</b>	<b>Total</b>
<b>G.</b>	<b>ASSETS</b>				
1.	Cash				
	In County Treasury	9110			0.00
	Fair Value Adjustment to Cash in County Treasury	9111			0.00
	In Banks	9120	1,399,764.34	363,702.50	1,763,466.84
	In Revolving Fund	9130			0.00
	With Fiscal Agent/Trustee	9135			0.00
	Collections Awaiting Deposit	9140			0.00
2.	Investments	9150	1,219,096.38		1,219,096.38
3.	Accounts Receivable	9200	1,526,398.54		1,526,398.54
4.	Due from Grantor Governments	9290			0.00
5.	Stores	9320			0.00
6.	Prepaid Expenditures (Expenses)	9330	52,524.54		52,524.54
7.	Other Current Assets	9340			0.00
8.	Lease Receivable	9380	61,112.00		61,112.00
9.	Capital Assets (accrual basis only)	9400-9489	75,067.74		75,067.74
10.	TOTAL ASSETS		4,333,963.54	363,702.50	4,697,666.04
<b>H.</b>	<b>DEFERRED OUTFLOWS OF RESOURCES</b>				
1.	Deferred Outflows of Resources	9490			0.00
2.	TOTAL DEFERRED OUTFLOWS		0.00	0.00	0.00
<b>I.</b>	<b>LIABILITIES</b>				
1.	Accounts Payable	9500	594,271.81		594,271.81
2.	Due to Grantor Governments	9590	186,417.77		186,417.77
3.	Current Loans	9640			0.00

The Academy of Alameda  
Alameda Unified  
Alameda County

2023-24 Unaudited Actuals  
Charter School Alternative Form

01 61119 0122085  
Form ALT  
E8APN522PP(2023-24)

4.	Unearned Revenue	9650		363,702.50	363,702.50
5.	Long-Term Liabilities (accrual basis only)	9660-9669	71,017.00		71,017.00
6.	TOTAL LIABILITIES		851,706.58	363,702.50	1,215,409.08
<b>J. DEFERRED INFLOWS OF RESOURCES</b>					
1.	Deferred Inflows of Resources	9690			0.00
2.	TOTAL DEFERRED INFLOWS		0.00	0.00	0.00
<b>K. FUND BALANCE /NET POSITION</b>					
Ending Fund Balance /Net Position, June 30 (G10 + H2) - (I6 + J2)					
(must agree with Line F2)					
			3,482,256.96	0.00	3,482,256.96

**L. FEDERAL EVERY STUDENT SUCCEEDS ACT (ESSA) MAINTENANCE OF EFFORT REQUIREMENT**

**NOTE: IF YOUR CHARTER SCHOOL RECEIVED FEDERAL FUNDING, AS REPORTED IN SECTION A2, THE FOLLOWING ADDITIONAL INFORMATION MUST BE PROVIDED IN ORDER FOR THE CDE TO CALCULATE COMPLIANCE WITH THE FEDERAL EVERY STUDENT SUCCEEDS ACT (ESSA) MAINTENANCE OF EFFORT REQUIREMENT:**

**1. Federal Revenue Used for Capital Outlay and Debt Service**

Included in the Capital Outlay and Debt Service expenditures reported in sections B6 and B7 are the following amounts paid out of federal funds:

Federal Program Name (If no amounts, indicate "NONE")	Capital Outlay	Debt Service	Total
a. NONE	\$		0.00
b.			0.00
c.			0.00
d.			0.00
e.			0.00
f.			0.00
g.			0.00
h.			0.00
i.			0.00
j.			0.00
TOTAL FEDERAL REVENUES USED FOR CAPITAL OUTLAY AND DEBT SERVICE	0.00	0.00	0.00

**2. Community Services Expenditures**

Provide the amount of State and Local funds reported in Section B that were expended for Community Services Activities:

Objects of Expenditures	Amount (Enter "0.00" if none)
a. Certificated Salaries 1000-1999	0.00
b. Noncertificated Salaries 2000-2999	0.00
c. Employee Benefits 3000-3999	0.00
d. Books and Supplies 4000-4999	0.00
e. Services and Other Operating Expenditures 5000-5999	0.00
TOTAL COMMUNITY SERVICES EXPENDITURES	0.00

**3. Supplemental State and Local Expenditures resulting from a Presidentialy Declared Disaster**

Date of Presidential Disaster Declaration	Brief Description (If no amounts, indicate "None")	Amount
a.	NONE	
b.		
c.		
d.		
TOTAL SUPPLEMENTAL EXPENDITURES (Should not be negative)		0.00

**4. State and Local Expenditures to be Used for ESSA Annual Maintenance of Effort Calculation:**

Results of this calculation will be used for comparison with 2022-23 expenditures. Failure to maintain the required 90 percent expenditure level on either an aggregate or per capita expenditure basis may result in reduction to allocations for covered programs in 2025-26.

a. Total Expenditures (B8)	10,825,111.62
b. Less Federal Expenditures (Total A2)	
[Revenues are used as proxy for expenditures because most federal revenues are normally recognized in the period that qualifying expenditures are incurred]	655,409.15
c. Subtotal of State & Local Expenditures	10,169,702.47
[a minus b]	
d. Less Community Services	0.00
[L2 Total]	
e. Less Capital Outlay & Debt Service	29,939.37
[Total B6 plus objects 7438 and 7439, less L1 Total, less objects 6600 and 6910]	
f. Less Supplemental Expenditures made as the result of a Presidentialy	0.00

The Academy of Alameda  
Alameda Unified  
Alameda County

2023-24 Unaudited Actuals  
Charter School Alternative Form

01 61119 0122085  
Form ALT  
E8APN522PP(2023-24)

Declared Disaster

TOTAL STATE & LOCAL EXPENDITURES SUBJECT TO MOE

[c minus d minus e minus f]

\$ 10,139,763.10

**Academy of Alameda Middle  
Income Statement  
As of Jun FY2024**

	Actual			YTD	Budget & Forecast					
	Apr	May	Jun	Actual YTD	Approved Budget v1	Previous Forecast	Unaudited Actuals	Previous Forecast vs. Unaudited Actuals	Unaudited Actuals Remaining	% Unaudited Actuals Spent
<b>SUMMARY</b>										
<b>Revenue</b>										
LCFF Entitlement	933,059	469,546	1,495,880	6,769,614	6,931,522	6,769,076	6,769,614	538	-	100%
Federal Revenue	265,818	62,649	207,811	655,409	662,405	658,004	655,409	(2,595)	-	100%
Other State Revenues	565,657	81,194	375,435	1,734,975	1,552,053	1,629,176	1,734,975	105,799	-	100%
Local Revenues	71,702	16,349	641,650	928,363	938,803	993,974	928,363	(65,611)	-	100%
Fundraising and Grants	7,397	1,234	422	56,038	11,117	52,352	56,038	3,685	-	100%
<b>Total Revenue</b>	<b>1,843,633</b>	<b>630,972</b>	<b>2,721,197</b>	<b>10,144,399</b>	<b>10,095,900</b>	<b>10,102,583</b>	<b>10,144,399</b>	<b>41,816</b>	<b>-</b>	<b>100%</b>
<b>Expenses</b>										
Compensation and Benefits	804,156	703,658	739,718	8,213,252	8,383,204	8,166,251	8,213,252	(47,001)	-	100%
Books and Supplies	31,965	33,118	49,141	462,278	428,349	445,546	462,278	(16,732)	-	100%
Services and Other Operating Expenditures	133,246	194,299	250,013	2,119,642	1,726,312	2,039,500	2,119,642	(80,143)	-	100%
Depreciation	961	961	16,239	26,812	11,300	13,923	26,812	(12,890)	-	100%
Other Outflows & Amortization	-	-	3,127	3,127	-	-	3,127	(3,127)	-	100%
<b>Total Expenses</b>	<b>970,328</b>	<b>932,037</b>	<b>1,058,236</b>	<b>10,825,112</b>	<b>10,549,165</b>	<b>10,665,219</b>	<b>10,825,112</b>	<b>(159,893)</b>	<b>-</b>	<b>100%</b>
<b>Operating Income</b>	<b>873,305</b>	<b>(301,064)</b>	<b>1,662,961</b>	<b>(680,713)</b>	<b>(453,265)</b>	<b>(562,636)</b>	<b>(680,713)</b>	<b>(118,077)</b>	<b>-</b>	
<b>Fund Balance</b>										
Beginning Balance (Audited)					4,065,306	4,162,970	4,162,970			
Operating Income					(453,265)	(562,636)	(680,713)			
<b>Ending Fund Balance</b>					<b>3,612,041</b>	<b>3,600,333</b>	<b>3,482,257</b>			
Fund Balance as a % of Expenses						34%	34%			32%

**Academy of Alameda Middle**  
**Income Statement**  
**As of Jun FY2024**

	Actual			YTD	Budget & Forecast					
	Apr	May	Jun	Actual YTD	Approved Budget v1	Previous Forecast	Unaudited Actuals	Previous Forecast vs. Unaudited Actuals	Unaudited Actuals Remaining	% Unaudited Actuals Spent
<b>KEY ASSUMPTIONS</b>										
Enrollment Summary										
Total Enrolled					634	622	-	(622)		
ADA %										
Average ADA %					93.7%	93.0%				
ADA										
Total ADA					594.07	578.37	-	(578.37)		

**Academy of Alameda Middle  
Income Statement  
As of Jun FY2024**

	Actual			YTD	Budget & Forecast					
	Apr	May	Jun	Actual YTD	Approved Budget v1	Previous Forecast	Unaudited Actuals	Previous Forecast vs. Unaudited Actuals	Unaudited Actuals Remaining	% Unaudited Actuals Spent
<b>REVENUE</b>										
<b>LCFF Entitlement</b>										
8011 Charter Schools General Purpose Entitlement - State Aid	249,875	249,875	1,001,435	3,186,328	2,728,602	2,677,230	3,186,328	509,098	-	100%
8012 Education Protection Account Entitlement	243,842	-	(166,156)	899,764	1,607,488	1,418,423	899,764	(518,659)	-	100%
8019 State Aid - Prior Years	-	-	-	423	-	-	423	423	-	100%
8096 Charter Schools in Lieu of Property Taxes	439,342	219,671	660,601	2,683,099	2,595,432	2,673,423	2,683,099	9,676	-	100%
<b>SUBTOTAL - LCFF Entitlement</b>	<b>933,059</b>	<b>469,546</b>	<b>1,495,880</b>	<b>6,769,614</b>	<b>6,931,522</b>	<b>6,769,076</b>	<b>6,769,614</b>	<b>538</b>	<b>-</b>	<b>100%</b>
<b>Federal Revenue</b>										
8181 Special Education - Entitlement	-	-	81,312	81,312	87,367	81,314	81,312	(2)	-	100%
8182 Special Education Reimbursement	-	-	-	-	7,090	7,211	-	(7,211)	-	100%
8291 Title I	-	54,911	4,954	130,112	172,916	130,112	130,112	-	-	100%
8292 Title II	-	935	241	16,821	23,523	16,580	16,821	241	-	100%
8293 Title III	-	4,155	625	11,524	11,509	10,899	11,524	625	-	100%
8294 Title IV	-	2,648	5,521	10,817	10,000	10,591	10,817	226	-	100%
8297 PY Federal - Not Accrued	658	-	-	3,526	-	-	3,526	3,526	-	100%
8299 All Other Federal Revenue	265,160	-	115,158	401,297	350,000	401,297	401,297	-	-	100%
<b>SUBTOTAL - Federal Revenue</b>	<b>265,818</b>	<b>62,649</b>	<b>207,811</b>	<b>655,409</b>	<b>662,405</b>	<b>658,004</b>	<b>655,409</b>	<b>(2,595)</b>	<b>-</b>	<b>100%</b>
<b>Other State Revenue</b>										
8319 Other State Apportionments - Prior Years	30,693	-	6,274	77,410	-	39,587	77,410	37,823	-	100%
8381 Special Education - Entitlement (State)	94,334	-	140,066	472,232	483,602	472,240	472,232	(8)	-	100%
8382 Special Education Reimbursement (State)	4,222	4,222	8,531	46,330	43,327	44,450	46,330	1,880	-	100%
8550 Mandated Cost Reimbursements	-	-	-	11,156	11,191	11,158	11,156	(2)	-	100%
8560 State Lottery Revenue	46,018	-	91,497	189,038	147,054	150,417	189,038	38,621	-	100%
8590 All Other State Revenue	339,310	-	13,957	353,267	334,880	339,310	353,267	13,957	-	100%
8591 Prop 28 Arts & Music in Schools	18,230	18,230	36,462	91,152	-	91,150	91,152	2	-	100%
8593 ELO-Program (2600)	32,850	32,850	65,703	364,931	417,584	366,451	364,931	(1,520)	-	100%
8595 Afterschool (ASES)	-	25,892	12,946	129,460	114,414	114,414	129,460	15,046	-	100%
<b>SUBTOTAL - Other State Revenue</b>	<b>565,657</b>	<b>81,194</b>	<b>375,435</b>	<b>1,734,975</b>	<b>1,552,053</b>	<b>1,629,176</b>	<b>1,734,975</b>	<b>105,799</b>	<b>-</b>	<b>100%</b>
<b>Local Revenue</b>										
8639 All Other Sales	0	113	193	1,804	1,284	1,284	1,804	519	-	100%
8660 Interest	-	-	-	0	100	71	0	(71)	-	100%
8662 Net Increase (Decrease)	24,755	-	-	68,815	22,000	62,700	68,815	6,115	-	100%
8676 After School Program Revenue	37,080	9,953	13,632	167,494	199,768	217,700	167,494	(50,206)	-	100%
8690 Other Local Revenue	618	-	8,562	23,993	5,000	20,000	23,993	3,993	-	100%
8693 Field Trips	6,954	4,589	3,224	16,607	20,956	21,319	16,607	(4,713)	-	100%
8699 All Other Local Revenue	800	1,675	-	31,588	-	29,864	31,588	1,724	-	100%
8701 Art and Music Fundraising	1,495	20	-	2,025	16,320	14,050	2,025	(12,025)	-	100%
8702 Measure B1 Parcel Tax	-	-	169,014	169,014	200,247	186,505	169,014	(17,490)	-	100%
8703 Measure A (2020) Parcel Tax	-	-	447,024	447,024	473,128	440,480	447,024	6,544	-	100%
<b>SUBTOTAL - Local Revenue</b>	<b>71,702</b>	<b>16,349</b>	<b>641,650</b>	<b>928,363</b>	<b>938,803</b>	<b>993,974</b>	<b>928,363</b>	<b>(65,611)</b>	<b>-</b>	<b>100%</b>
<b>Fundraising and Grants</b>										
8801 Donations - Parents	-	-	-	-	500	-	-	-	-	-

**Academy of Alameda Middle  
Income Statement  
As of Jun FY2024**

	Actual			YTD	Budget & Forecast					
	Apr	May	Jun	Actual YTD	Approved Budget v1	Previous Forecast	Unaudited Actuals	Previous Forecast vs. Unaudited Actuals	Unaudited Actuals Remaining	% Unaudited Actuals Spent
8802 Donations - Private	718	-	422	3,626	3,685	4,194	3,626	(569)	-	100%
8803 Annual Fundraising (School-wide)	6,179	1,234	-	51,189	5,000	46,226	51,189	4,963	-	100%
8804 School Culture Fundraising	500	-	-	1,223	1,932	1,932	1,223	(709)	-	100%
<b>SUBTOTAL - Fundraising and Grants</b>	<b>7,397</b>	<b>1,234</b>	<b>422</b>	<b>56,038</b>	<b>11,117</b>	<b>52,352</b>	<b>56,038</b>	<b>3,685</b>	<b>-</b>	<b>100%</b>
<b>TOTAL REVENUE</b>	<b>1,843,633</b>	<b>630,972</b>	<b>2,721,197</b>	<b>10,144,399</b>	<b>10,095,900</b>	<b>10,102,583</b>	<b>10,144,399</b>	<b>41,816</b>	<b>-</b>	<b>100%</b>



**Academy of Alameda Middle**  
**Income Statement**  
**As of Jun FY2024**

	Actual			YTD	Budget & Forecast					
	Apr	May	Jun	Actual YTD	Approved Budget v1	Previous Forecast	Unaudited Actuals	Previous Forecast vs. Unaudited Actuals	Unaudited Actuals Remaining	% Unaudited Actuals Spent
<b>EXPENSES</b>										
<b>Compensation &amp; Benefits</b>										
<b>Certificated Salaries</b>										
1100 Teachers Salaries	208,588	208,689	211,304	2,311,469	2,444,340	2,273,671	2,311,469	(37,799)	-	100%
1101 Teacher - Stipends	618	418	1,468	6,295	15,300	17,340	6,295	11,045	-	100%
1103 Teacher - Substitute Pay	15,173	15,050	8,977	104,183	96,700	86,847	104,183	(17,336)	-	100%
1148 Teacher - Special Ed	6,988	6,988	6,988	76,868	75,387	75,387	76,868	(1,480)	-	100%
1200 Certificated Pupil Support Salaries	3,640	4,797	1,402	40,373	44,115	44,115	40,373	3,742	-	100%
1201 Certificated Pupil Support - School Psychologist	17,907	8,882	13,395	178,471	95,450	191,235	178,471	12,764	-	100%
1202 Certificated Pupil Support - Counselor	15,121	15,121	15,121	165,077	265,425	158,748	165,077	(6,329)	-	100%
1203 Certificated Pupil Support Salaries - Custom 3	11,426	11,926	9,595	121,575	130,954	129,689	121,575	8,114	-	100%
1300 Certificated Supervisor & Administrator Salaries	59,896	59,896	67,296	720,964	723,522	722,920	720,964	1,956	-	100%
1950 Other Cert - Instructional Coaches	45,007	45,007	45,007	494,821	492,006	518,326	494,821	23,505	-	100%
1980 Other Cert - Custom 5	-	9,025	4,513	18,050	-	-	18,050	(18,050)	-	100%
<b>SUBTOTAL - Certificated Salaries</b>	<b>384,364</b>	<b>385,799</b>	<b>385,066</b>	<b>4,238,146</b>	<b>4,383,199</b>	<b>4,218,277</b>	<b>4,238,146</b>	<b>(19,869)</b>	<b>-</b>	<b>100%</b>
<b>Classified Salaries</b>										
2100 Classified Instructional Aide Salaries	67,883	77,772	56,580	734,262	733,065	764,078	734,262	29,816	-	100%
2201 Classified Support - Restorative Justice coordinator	20,083	21,720	21,441	221,483	209,043	214,300	221,483	(7,183)	-	100%
2202 Classified Support - School Culture Coordinator	15,395	15,395	15,395	155,906	169,366	161,489	155,906	5,584	-	100%
2300 Classified Supervisor & Administrator Salaries	18,040	18,040	18,040	231,739	276,577	242,654	231,739	10,915	-	100%
2311 Classified Admin - After School Coordinator	-	-	-	-	75,176	-	-	-	-	-
2400 Classified Clerical & Office Salaries	23,182	23,771	21,034	212,750	172,805	184,548	212,750	(28,203)	-	100%
2905 Other Classified - After School	38,247	40,006	34,857	396,053	371,902	406,526	396,053	10,473	-	100%
<b>SUBTOTAL - Classified Salaries</b>	<b>182,829</b>	<b>196,704</b>	<b>167,347</b>	<b>1,952,192</b>	<b>2,007,935</b>	<b>1,973,594</b>	<b>1,952,192</b>	<b>21,402</b>	<b>-</b>	<b>100%</b>
<b>Employee Benefits</b>										
3100 STRS	70,316	69,911	69,912	778,030	834,493	784,540	778,030	6,510	-	100%
3300 OASDI-Medicare-Alternative	19,728	21,034	18,637	211,754	218,039	217,014	211,754	5,261	-	100%
3400 Health & Welfare Benefits	121,134	4,304	73,967	733,440	705,350	716,000	733,440	(17,440)	-	100%
3500 Unemployment Insurance	19,345	19,921	18,803	184,289	125,171	132,904	184,289	(51,385)	-	100%
3600 Workers Comp Insurance	-	-	-	50,098	63,911	61,919	50,098	11,821	-	100%
3900 Other Employee Benefits	6,439	5,985	5,985	65,304	45,106	62,002	65,304	(3,302)	-	100%
<b>SUBTOTAL - Employee Benefits</b>	<b>236,962</b>	<b>121,155</b>	<b>187,304</b>	<b>2,022,914</b>	<b>1,992,070</b>	<b>1,974,380</b>	<b>2,022,914</b>	<b>(48,535)</b>	<b>-</b>	<b>100%</b>
<b>Books &amp; Supplies</b>										
4200 Books & Other Reference Materials	833	1,089	27,893	101,264	42,840	72,104	101,264	(29,161)	-	100%
4315 Custodial Supplies	-	-	-	-	12,240	4,000	-	4,000	-	-
4320 Educational Software	20	10,492	-	51,551	53,040	60,258	51,551	8,707	-	100%
4325 Instructional Materials & Supplies	8,104	812	1,428	42,196	30,000	34,100	42,196	(8,096)	-	100%
4326 Art & Music Supplies	512	419	3,388	16,670	12,240	12,240	16,670	(4,430)	-	100%
4330 Office Supplies	965	1,172	852	15,308	17,340	15,000	15,308	(308)	-	100%
4335 PE Supplies	-	277	-	7,734	12,240	12,240	7,734	4,506	-	100%
4340 Professional Development Supplies	-	136	-	2,199	3,060	5,000	2,199	2,801	-	100%

**Academy of Alameda Middle**  
**Income Statement**  
**As of Jun FY2024**

	Actual			YTD	Budget & Forecast					
	Apr	May	Jun	Actual YTD	Approved Budget v1	Previous Forecast	Unaudited Actuals	Previous Forecast vs.	Unaudited Actuals	% Unaudited
								Unaudited Actuals	Remaining	Actuals Spent
4345 Non Instructional Student Materials & Supplies	1,059	3,882	188	10,816	14,280	13,000	10,816	2,184	-	100%
4350 Uniforms	-	-	-	-	104	104	-	104	-	-
4351 Yearbook	-	5,373	2,195	11,032	8,160	8,160	11,032	(2,872)	-	100%
4352 Afterschool Supplies	1,572	1,068	563	14,739	20,400	20,400	14,739	5,661	-	100%
4353 Summerschool Supplies	-	-	1,674	8,543	10,000	10,000	8,543	1,457	-	100%
4354 Middle school Athletics	-	-	19	336	4,080	4,080	336	3,744	-	100%
4355 Org Culture supplies	-	-	-	9,022	9,000	9,000	9,022	(22)	-	100%
4360 Books and Supplies - Sped	3,353	18	-	5,554	1,500	3,800	5,554	(1,754)	-	100%
4410 Classroom Furniture, Equipment & Supplies	284	5,880	-	16,328	11,220	11,220	16,328	(5,108)	-	100%
4420 Computers: individual items less than \$5k	12,926	-	2,468	102,314	24,000	109,200	102,314	6,886	-	100%
4423 Additional Technology	7	236	-	9,022	109,455	9,180	9,022	158	-	100%
4430 Non Classroom Related Furniture, Equipment & Supplies	37	176	120	6,047	8,160	8,160	6,047	2,113	-	100%
4700 Food	761	673	7,941	22,165	15,300	15,300	22,165	(6,865)	-	100%
4720 Other Food	1,532	1,415	412	9,438	9,690	9,000	9,438	(438)	-	100%
<b>SUBTOTAL - Books and Supplies</b>	<b>31,965</b>	<b>33,118</b>	<b>49,141</b>	<b>462,278</b>	<b>428,349</b>	<b>445,546</b>	<b>462,278</b>	<b>(16,732)</b>	<b>-</b>	<b>100%</b>
<b>Services &amp; Other Operating Expenses</b>										
5210 Conference Fees	-	-	-	9,250	24,627	28,350	9,250	19,100	-	100%
5220 Travel and Lodging	489	-	-	34,852	21,420	21,420	34,852	(13,432)	-	100%
5305 Dues & Membership - Professional	-	-	-	18,015	9,091	18,201	18,015	186	-	100%
5310 Subscriptions	293	313	6,019	76,325	25,962	66,266	76,325	(10,059)	-	100%
5400 Insurance	-	-	-	99,190	103,553	115,471	99,190	16,281	-	100%
5510 Utilities - Gas and Electric	-	-	-	-	1,020	1,020	-	1,020	-	-
5515 Janitorial, Gardening Services & Supplies	12,470	15,170	31,631	208,740	159,854	166,614	208,740	(42,126)	-	100%
5525 Utilities - Waste	3,888	3,888	10,574	55,972	36,700	41,180	55,972	(14,791)	-	100%
5605 Equipment Leases	2,526	1,643	(5,976)	15,471	20,400	22,800	15,471	7,329	-	100%
5611 Prop 39 Related Costs	-	40,699	28,100	184,893	171,701	198,732	184,893	13,839	-	100%
5615 Repairs and Maintenance - Building	18,910	-	3,630	33,097	12,000	12,000	33,097	(21,097)	-	100%
5617 Repairs and Maintenance - Other Equipment	-	-	-	1,411	24,040	28,040	1,411	26,629	-	100%
5803 Accounting Fees	-	5	-	4,725	3,060	1,853	4,725	(2,872)	-	100%
5804 Internal Audit & Accounting support	1,621	-	1,600	17,810	17,810	20,608	17,810	2,798	-	100%
5805 Administrative Fees	3,174	545	52	4,487	1,376	4,174	4,487	(313)	-	100%
5809 Banking Fees	129	220	-	1,812	3,570	1,700	1,812	(112)	-	100%
5812 Business Services	16,688	16,688	16,688	200,250	200,000	200,000	200,250	(250)	-	100%
5815 Consultants - Instructional	13,806	1,706	438	32,260	11,000	23,310	32,260	(8,950)	-	100%
5818 Coaching	-	-	-	47,700	25,000	47,700	47,700	-	-	100%
5819 School Culture Initiatives	551	3,268	973	14,536	13,220	13,220	14,536	(1,316)	-	100%
5820 Consultants - Non Instructional - Custom 1	1,837	2,114	8,500	21,524	10,200	10,900	21,524	(10,624)	-	100%
5824 District Oversight Fees	-	53,522	53,522	214,088	243,105	214,087	214,088	(0)	-	100%
5828 Translators	42	152	42	1,829	5,100	5,100	1,829	3,271	-	100%
5830 Field Trips Expenses	15,218	22,150	94	85,145	52,900	101,300	85,145	16,155	-	100%
5833 Fines and Penalties	-	-	-	-	1,530	204	-	204	-	-
5834 Afterschool & Summer Services	668	668	1,590	14,246	4,080	12,216	14,246	(2,030)	-	100%
5836 Fingerprinting	1,756	314	643	10,187	1,530	9,300	10,187	(887)	-	100%
5839 Fundraising Expenses	5,082	-	233	5,828	2,040	5,275	5,828	(553)	-	100%
5845 Legal Fees	5,785	11,178	29,726	106,986	45,900	72,500	106,986	(34,486)	-	100%
5846 Loan and Financing Fees	-	-	-	-	255	255	-	255	-	-

**Academy of Alameda Middle  
Income Statement  
As of Jun FY2024**

	Actual			YTD	Budget & Forecast					
	Apr	May	Jun	Actual YTD	Approved Budget v1	Previous Forecast	Unaudited Actuals	Previous Forecast vs. Unaudited Actuals	Unaudited Actuals Remaining	% Unaudited Actuals Spent
5848 Licenses and Other Fees	-	-	-	-	1,316	1,316	-	1,316	-	
5851 Marketing and Student Recruiting	9,533	3,518	9,931	209,060	188,000	192,628	209,060	(16,432)	-	100%
5857 Payroll Fees	(2,137)	(1,497)	(1,876)	(17,149)	5,000	(13,751)	(17,149)	3,398	-	100%
5860 Printing and Reproduction	731	26	643	8,370	9,180	7,140	8,370	(1,230)	-	100%
5861 Prior Yr Exp (not accrued)	-	-	-	12,276	10,000	13,500	12,276	1,224	-	100%
5863 Professional Development	775	686	-	26,605	40,000	41,495	26,605	14,890	-	100%
5869 Special Education Contract Instructors	7,932	748	35,562	127,262	28,560	118,000	127,262	(9,262)	-	100%
5875 Staff Recruiting	553	806	6,799	28,596	13,260	20,991	28,596	(7,605)	-	100%
5880 Student Health Services	392	287	719	8,417	10,200	10,000	8,417	1,583	-	100%
5881 Student Information System	121	-	-	346	11,220	7,424	346	7,077	-	100%
5884 Substitutes	10,306	15,482	9,592	145,976	93,500	121,974	145,976	(24,002)	-	100%
5887 Technology Services	-	-	537	47,507	55,464	52,068	47,507	4,561	-	100%
5898 Bad Debt Expense	107	-	-	107	306	306	107	199	-	100%
5899 Miscellaneous Operating Expenses	-	-	-	370	5,610	2,000	370	1,630	-	100%
5900 Communications	-	-	-	1,136	2,040	-	1,136	(1,136)	-	100%
5915 Postage and Delivery	-	-	29	133	510	510	133	377	-	100%
5920 Communications - Telephone & Fax	-	-	-	-	102	102	-	102	-	
<b>SUBTOTAL - Services &amp; Other Operating Exp.</b>	<b>133,246</b>	<b>194,299</b>	<b>250,013</b>	<b>2,119,642</b>	<b>1,726,312</b>	<b>2,039,500</b>	<b>2,119,642</b>	<b>(80,143)</b>	<b>-</b>	<b>100%</b>
<b>Capital Outlay &amp; Depreciation</b>										
6900 Depreciation	961	961	961	11,534	11,300	13,923	11,534	2,388	-	100%
6910 Amortization expense - Right to Use Asset	-	-	15,278	15,278	-	-	15,278	(15,278)	-	100%
<b>SUBTOTAL - Capital Outlay &amp; Depreciation</b>	<b>961</b>	<b>961</b>	<b>16,239</b>	<b>26,812</b>	<b>11,300</b>	<b>13,923</b>	<b>26,812</b>	<b>(12,890)</b>	<b>-</b>	<b>100%</b>
<b>Other Outflows &amp; Amortization</b>										
7439 Long term debt - Interest - Other	-	-	3,127	3,127	-	-	3,127	(3,127)	-	100%
<b>SUBTOTAL - Other Outflows &amp; Amortization</b>	<b>-</b>	<b>-</b>	<b>3,127</b>	<b>3,127</b>	<b>-</b>	<b>-</b>	<b>3,127</b>	<b>(3,127)</b>	<b>-</b>	<b>100%</b>
<b>TOTAL EXPENSES</b>	<b>970,328</b>	<b>932,037</b>	<b>1,058,236</b>	<b>10,825,112</b>	<b>10,549,165</b>	<b>10,665,219</b>	<b>10,825,112</b>	<b>(159,893)</b>	<b>-</b>	<b>100%</b>

**ESP-CA**  
**EdTec Network : Academy of Alameda**  
**Balance Sheet**  
**As of June 30, 2024**

Financial Row	Amount
<b>ASSETS</b>	
<b>Current Assets</b>	
Bank	\$1,763,466.84
Accounts Receivable	\$1,526,398.54
Other Current Asset	\$1,271,620.92
<b>Total Current Assets</b>	<b>\$4,561,486.30</b>
<b>Fixed Assets</b>	
9430 - Buildings	\$44,000.00
9435 - Accumulated Depreciation-Buildings	(\$9,935.00)
9440 - Equipment	\$75,159.74
9445 - Accumulated Depreciation-Equipment	(\$34,157.00)
<b>Total Fixed Assets</b>	<b>\$75,067.74</b>
<b>Other Assets</b>	
<b>9373.1 - Right-of-Use Asset Financing 1</b>	
9373.1 - Right-of-Use Asset Financing 1	\$76,390.00
9374.1 - Right-of-Use Asset Financing Accumulated Amortization 1	(\$15,278.00)
<b>Total - 9373.1 - Right-of-Use Asset Financing 1</b>	<b>\$61,112.00</b>
<b>Total Other Assets</b>	<b>\$61,112.00</b>
<b>Total ASSETS</b>	<b>\$4,697,666.04</b>
<b>Liabilities &amp; Equity</b>	
<b>Current Liabilities</b>	
Accounts Payable	\$186,374.02
Credit Card	\$9,005.42
<b>Other Current Liability</b>	
9514 - AP - Other	\$214,006.00
9540 - Payroll Liability - Federal	\$489.73
9545 - Payroll Liability - State	\$37.57
9546 - Payroll Liability - SUI	\$87.55
9547 - Payroll Liability - SDI	\$26.75
9555 - Retirement Liability - STRS	(\$0.03)
9570 - Wages Payable	\$2,066.30
9571 - Wages Payable (July & August)	\$182,178.50
9590 - Due to Grantor Governments	\$186,417.77
9650 - Deferred Revenue	\$363,702.50
<b>Total Other Current Liability</b>	<b>\$949,012.64</b>
<b>Total Current Liabilities</b>	<b>\$1,144,392.08</b>
<b>Long Term Liabilities</b>	
9681.1 - ROU Finance LT Liability 1	\$71,017.00
<b>Total Long Term Liabilities</b>	<b>\$71,017.00</b>
<b>Equity</b>	
9791 - Beginning Fund Balance	\$1,000,653.25
Retained Earnings	\$3,162,316.29
Net Income	(\$680,712.58)
<b>Total Equity</b>	<b>\$3,482,256.96</b>
<b>Total Liabilities &amp; Equity</b>	<b>\$4,697,666.04</b>

**ESP-CA**  
**EdTec Network : Academy of Alameda**  
**Income Statement**  
**July 1, 2023 - June 30, 2024**

Financial Row	Amount
<b>Ordinary Income/Expense</b>	
<b>Income</b>	
8000 - Revenue	
8010 - Principal Apportionment	\$6,769,614.00
8100 - Federal Revenue	\$655,409.15
8300 - Other State Revenues	\$1,734,974.91
8600 - Other Local Revenue	\$928,363.25
8800 - Donations/Fundraising	\$56,037.73
<b>Total - 8000 - Revenue</b>	<b>\$10,144,399.04</b>
<b>Total - Income</b>	<b>\$10,144,399.04</b>
<b>Gross Profit</b>	<b>\$10,144,399.04</b>
<b>Expense</b>	
1000 - Certificated Salaries	
1100 - Teachers Salaries	\$2,498,815.24
1200 - Certificated Pupil Support Salaries	\$505,495.73
1300 - Certificated Supervisor & Administrator Salaries	\$720,963.77
1900 - Certificated Other Salaries	\$512,871.12
<b>Total - 1000 - Certificated Salaries</b>	<b>\$4,238,145.86</b>
2000 - Classified Salaries	
2100 - Classified Instructional Aide Salaries	\$734,261.52
2200 - Classified Support Salaries	\$377,388.32
2300 - Classified Supervisor & Administrator Salaries	\$231,738.68
2400 - Classified Clerical & Office Salaries	\$212,750.26
2900 - Classified Other Salaries	\$396,053.15
<b>Total - 2000 - Classified Salaries</b>	<b>\$1,952,191.93</b>
3000 - Employee Benefits	
3100 - STRS	\$778,030.31
3300 - OASDI-Medicare-Alternative	\$211,753.52
3400 - Health & Welfare Benefits	\$733,439.67
3500 - Unemployment Insurance	\$184,289.22
3600 - Workers Comp Insurance	\$50,098.01
3900 - Other Employee Benefits	\$65,303.57
<b>Total - 3000 - Employee Benefits</b>	<b>\$2,022,914.30</b>
4000 - Books & Supplies	
4200 - Books & Other Reference Materials	\$101,264.37
4300 - Materials & Supplies	\$195,699.64
4400 - Noncapitalized Equipment	\$133,710.98
4700 - Food	\$31,602.71
<b>Total - 4000 - Books &amp; Supplies</b>	<b>\$462,277.70</b>
5000 - Services & Other Operating Expenses	
5200 - Travel & Conferences	\$44,101.62
5300 - Dues & Memberships	\$94,340.33
5400 - Insurance	\$99,189.99
5500 - Operations & Housekeeping	\$264,712.02
5600 - Rentals, Leases, & Repairs	\$234,871.67
5800 - Other Services & Operating Expenses	\$1,381,157.74
5900 - Communications	\$1,269.09
<b>Total - 5000 - Services &amp; Other Operating Expenses</b>	<b>\$2,119,642.46</b>
6000 - Capital Outlay	
6900 - Depreciation	\$11,534.37

6910 - Amortization expense - Right of Use Asset	\$15,278.00
<b>Total - 6000 - Capital Outlay</b>	<b>\$26,812.37</b>
<b>7000 - Other Outflows</b>	
7439.1 - Long term debt - Lease Interest Expense	\$3,127.00
<b>Total - 7000 - Other Outflows</b>	<b>\$3,127.00</b>
<b>Total - Expense</b>	<b>\$10,825,111.62</b>
<b>Net Ordinary Income</b>	<b>(\$680,712.58)</b>
<b>Net Income</b>	<b>(\$680,712.58)</b>

**Academy of Alameda Middle**  
**Monthly Cash Forecast**  
**As of Jun FY2024**

	2023-24													Remaining Balance
	Actuals & Forecast													
	Jul Actuals	Aug Actuals	Sep Actuals	Oct Actuals	Nov Actuals	Dec Actuals	Jan Actuals	Feb Actuals	Mar Actuals	Apr Actuals	May Actuals	Jun Actuals	Forecast	
<b>Beginning Cash</b>	<b>4,016,291</b>	<b>4,240,765</b>	<b>3,498,302</b>	<b>3,099,382</b>	<b>3,885,179</b>	<b>2,643,242</b>	<b>2,338,833</b>	<b>2,692,306</b>	<b>2,460,428</b>	<b>1,984,473</b>	<b>2,523,562</b>	<b>2,206,255</b>		
<b>REVENUE</b>														
LCFF Entitlement	-	271,529	412,579	833,968	234,862	422,929	833,968	611,419	249,875	933,059	469,546	1,495,880	6,769,191	(423)
Federal Revenue	-	-	-	-	-	-	72,895	6,744	39,492	265,818	62,649	207,811	654,235	(1,174)
Other State Revenue	53	20,528	20,528	106,085	48,107	179,597	128,249	101,761	107,782	565,657	81,194	375,435	1,695,871	(39,104)
Other Local Revenue	10,800	22,683	22,765	44,591	20,047	8,294	54,955	6,812	7,715	71,702	16,349	641,650	902,736	(25,627)
Fundraising & Grants	230	30	430	380	45	816	13,826	7,436	23,792	7,397	1,234	422	56,393	355
<b>TOTAL REVENUE</b>	<b>11,083</b>	<b>314,770</b>	<b>456,302</b>	<b>985,024</b>	<b>303,061</b>	<b>611,636</b>	<b>1,103,893</b>	<b>734,172</b>	<b>428,656</b>	<b>1,843,633</b>	<b>630,972</b>	<b>2,721,197</b>	<b>10,078,425</b>	<b>(65,974)</b>
<b>EXPENSES</b>														
Certificated Salaries	69,463	375,809	370,778	375,219	375,559	379,478	375,242	375,020	386,350	384,364	385,799	385,066	4,217,781	(20,365)
Classified Salaries	77,067	151,464	176,216	180,082	155,815	180,628	137,030	169,509	177,499	182,829	196,704	167,347	1,973,244	21,053
Employee Benefits	91,095	156,092	175,858	173,594	156,899	186,277	166,520	183,301	187,856	236,962	121,155	187,304	1,974,242	(48,672)
Books & Supplies	119,013	74,977	37,149	27,904	17,008	24,080	20,168	10,513	17,242	31,965	33,118	49,141	443,576	(18,702)
Services & Other Operating Expenses	124,731	186,925	158,853	181,588	182,188	164,701	168,009	217,127	157,963	133,246	194,299	250,013	2,127,592	7,949
Capital Outlay & Depreciation	-	-	-	-	-	5,768	961	961	961	961	961	16,239	11,534	(15,278)
Other Outflows	48	468	-	(600,000)	600,000	-	-	-	(515)	-	-	3,127	-	(3,127)
<b>TOTAL EXPENSES</b>	<b>481,417</b>	<b>945,734</b>	<b>918,855</b>	<b>338,387</b>	<b>1,487,470</b>	<b>940,932</b>	<b>867,931</b>	<b>956,431</b>	<b>927,356</b>	<b>970,328</b>	<b>932,037</b>	<b>1,058,236</b>	<b>10,747,970</b>	<b>(77,142)</b>
<b>Operating Cash Inflow (Outflow)</b>	<b>(470,334)</b>	<b>(630,964)</b>	<b>(462,553)</b>	<b>646,637</b>	<b>(1,184,408)</b>	<b>(329,296)</b>	<b>235,962</b>	<b>(222,259)</b>	<b>(498,700)</b>	<b>873,305</b>	<b>(301,064)</b>	<b>1,662,961</b>	<b>(669,544)</b>	<b>11,168</b>
Accounts Receivable	1,344,350	(107)	39,376	28,184	-	-	72,142	(34,709)	(2,868)	141,457	-	(1,254,218)		
Investments	(17,920)	-	-	(20,743)	-	-	(23,317)	-	500,000	625,245	-	-		
Other Current Assets	100,613	-	-	-	-	-	-	-	(10,995)	(200)	-	(41,330)		
Fixed Assets	-	-	-	-	-	5,768	961	961	961	961	961	961		
ROU Assets	-	-	-	-	-	-	-	-	-	-	-	-	(61,112)	
Accounts Payable	(50,980)	(130,284)	17,427	(17,427)	280	427	26,554	6,294	18,341	(28,171)	(35,567)	206,491		
Other Current Liabilities	(466,685)	-	(10,538)	4,608	(75,458)	940	-	-	-	(658)	-	189,126		
Summer Holdback	(89,746)	18,892	17,367	17,940	17,650	17,753	17,853	17,835	17,305	18,392	18,363	2,413	-	
Deferred Revenue	(124,825)	-	-	105,856	-	-	-	-	-	(465,997)	-	-		
ROU Long-Term Liabilities	-	-	-	-	-	-	-	-	-	-	-	71,017		
<b>Ending Cash</b>	<b>4,240,765</b>	<b>3,498,302</b>	<b>3,099,382</b>	<b>3,885,179</b>	<b>2,643,242</b>	<b>2,338,833</b>	<b>2,692,306</b>	<b>2,460,428</b>	<b>1,984,473</b>	<b>2,523,562</b>	<b>2,206,255</b>	<b>2,982,563</b>		



**Academy of Alameda Middle**  
**Income Statement**  
**As of Jul FY2025**

	Actual	YTD	Budget & Forecast					
	Jul	Actual YTD	Approved Budget v1	Previous Forecast	Current Forecast	Previous Forecast vs. Current Forecast	Current Forecast Remaining	% Current Forecast Spent
<b>SUMMARY</b>								
<b>Revenue</b>								
LCFF Entitlement	-	-	7,249,707	7,249,707	7,249,712	4	7,249,712	0%
Federal Revenue	-	-	265,100	265,100	251,387	(13,713)	251,387	0%
Other State Revenues	61,912	61,912	1,675,746	1,675,746	1,730,803	55,057	1,668,891	4%
Local Revenues	10,423	10,423	964,226	964,226	911,057	(53,169)	900,633	1%
Fundraising and Grants	-	-	6,126	6,126	4,849	(1,277)	4,849	0%
<b>Total Revenue</b>	<b>72,335</b>	<b>72,335</b>	<b>10,160,906</b>	<b>10,160,906</b>	<b>10,147,807</b>	<b>(13,098)</b>	<b>10,075,472</b>	<b>1%</b>
<b>Expenses</b>								
Compensation and Benefits	225,794	225,794	8,610,747	8,610,747	8,746,793	(136,046)	8,521,000	3%
Books and Supplies	49,264	49,264	382,340	382,340	378,838	3,502	329,574	13%
Services and Other Operating Expenditures	167,301	167,301	1,880,852	1,880,852	1,876,792	4,059	1,709,492	9%
Depreciation	-	-	10,258	10,258	11,534	(1,276)	11,534	0%
Other Outflows & Amortization	191	191	-	-	-	-	(191)	
<b>Total Expenses</b>	<b>442,549</b>	<b>442,549</b>	<b>10,884,197</b>	<b>10,884,197</b>	<b>11,013,958</b>	<b>(129,761)</b>	<b>10,571,408</b>	<b>4%</b>
<b>Operating Income</b>	<b>(370,214)</b>	<b>(370,214)</b>	<b>(723,291)</b>	<b>(723,291)</b>	<b>(866,151)</b>	<b>(142,860)</b>	<b>(495,937)</b>	
<b>Fund Balance</b>								
Beginning Balance (Audited)			3,600,333	3,600,333	3,493,425			
Operating Income			(723,291)	(723,291)	(866,151)			
<b>Ending Fund Balance</b>			<b>2,877,042</b>	<b>2,877,042</b>	<b>2,627,274</b>			
Fund Balance as a % of Expenses			26%	26%	24%			



**Academy of Alameda Middle**  
**Income Statement**  
**As of Jul FY2025**

	Actual	YTD	Budget & Forecast					
	Jul	Actual YTD	Approved Budget v1	Previous Forecast	Current Forecast	Previous Forecast vs. Current Forecast	Current Forecast Remaining	% Current Forecast Spent
<b>KEY ASSUMPTIONS</b>								
<b>Enrollment Summary</b>								
K-3			232	232	232	-		
4-6			219	219	219	-		
7-8			200	200	200	-		
<b>Total Enrolled</b>			<b>651</b>	<b>651</b>	<b>651</b>	-		
<b>ADA %</b>								
K-3			93.0%	93.0%	93.0%	0.0%		
4-6			93.0%	93.0%	93.0%	0.0%		
7-8			93.0%	93.0%	93.0%	0.0%		
<b>Average ADA %</b>			<b>93.0%</b>	<b>93.0%</b>	<b>93.0%</b>	<b>0.0%</b>		
<b>ADA</b>								
K-3			215.76	215.76	215.76	-		
4-6			203.67	203.67	203.67	-		
7-8			186.00	186.00	186.00	-		
<b>Total ADA</b>			<b>605.43</b>	<b>605.43</b>	<b>605.43</b>	-		

**Academy of Alameda Middle**  
**Income Statement**  
**As of Jul FY2025**

	Actual		Budget & Forecast					
	Jul	YTD Actual YTD	Approved Budget v1	Previous Forecast	Current Forecast	Previous Forecast vs. Current Forecast	Current Forecast Remaining	% Current Forecast Spent
<b>REVENUE</b>								
<b>LCFF Entitlement</b>								
8011	-	-	2,920,586	2,920,586	3,285,233	364,646	3,285,233	0%
8012	-	-	1,530,618	1,530,618	1,155,895	(374,722)	1,155,895	0%
8096	-	-	2,798,503	2,798,503	2,808,584	10,080	2,808,584	0%
<b>SUBTOTAL - LCFF Entitlement</b>	<b>-</b>	<b>-</b>	<b>7,249,707</b>	<b>7,249,707</b>	<b>7,249,712</b>	<b>4</b>	<b>7,249,712</b>	<b>0%</b>
<b>Federal Revenue</b>								
8181	-	-	96,918	96,918	83,287	(13,631)	83,287	0%
8291	-	-	130,112	130,112	130,112	-	130,112	0%
8292	-	-	16,580	16,580	16,580	-	16,580	0%
8293	-	-	10,899	10,899	10,817	(82)	10,817	0%
8294	-	-	10,591	10,591	10,591	-	10,591	0%
<b>SUBTOTAL - Federal Revenue</b>	<b>-</b>	<b>-</b>	<b>265,100</b>	<b>265,100</b>	<b>251,387</b>	<b>(13,713)</b>	<b>251,387</b>	<b>0%</b>
<b>Other State Revenue</b>								
8319	61,912	61,912	-	-	61,912	61,912	-	100%
8381	-	-	494,335	494,335	499,670	5,335	499,670	0%
8382	-	-	48,259	48,259	48,259	-	48,259	0%
8550	-	-	11,515	11,515	11,602	87	11,602	0%
8560	-	-	157,455	157,455	172,631	15,176	172,631	0%
8590	-	-	339,310	339,310	357,713	18,403	357,713	0%
8591	-	-	101,652	101,652	92,597	(9,055)	92,597	0%
8593	-	-	408,806	408,806	358,210	(50,596)	358,210	0%
8595	-	-	114,414	114,414	128,210	13,796	128,210	0%
<b>SUBTOTAL - Other State Revenue</b>	<b>61,912</b>	<b>61,912</b>	<b>1,675,746</b>	<b>1,675,746</b>	<b>1,730,803</b>	<b>55,057</b>	<b>1,668,891</b>	<b>4%</b>
<b>Local Revenue</b>								
8639	-	-	1,284	1,284	1,284	-	1,284	0%
8660	-	-	71	71	71	-	71	0%
8662	-	-	56,100	56,100	56,100	-	56,100	0%
8676	-	-	227,850	227,850	174,696	(53,154)	174,696	0%
8690	-	-	20,000	20,000	20,000	-	20,000	0%
8693	-	-	21,319	21,319	13,556	(7,763)	13,556	0%
8699	-	-	-	-	27,901	27,901	27,901	0%
8701	-	-	14,050	14,050	2,025	(12,025)	2,025	0%
8702	-	-	185,483	185,483	168,845	(16,638)	168,845	0%
8703	-	-	438,068	438,068	446,578	8,510	446,578	0%

**Academy of Alameda Middle**  
**Income Statement**  
**As of Jul FY2025**

		<b>Actual</b>	<b>YTD</b>	<b>Budget &amp; Forecast</b>					
				<b>Approved Budget v1</b>	<b>Previous Forecast</b>	<b>Current Forecast</b>	<b>Previous Forecast vs. Current Forecast</b>	<b>Current Forecast Remaining</b>	<b>% Current Forecast Spent</b>
		<b>Jul</b>	<b>Actual YTD</b>						
8999	Uncategorized Revenue	10,423	10,423	-	-	-	-	(10,423)	
<b>SUBTOTAL - Local Revenue</b>		<b>10,423</b>	<b>10,423</b>	<b>964,226</b>	<b>964,226</b>	<b>911,057</b>	<b>(53,169)</b>	<b>900,633</b>	<b>1%</b>
<b>Fundraising and Grants</b>									
8802	Donations - Private	-	-	4,194	4,194	3,626	(568)	3,626	0%
8804	School Culture Fundraising	-	-	1,932	1,932	1,223	(709)	1,223	0%
<b>SUBTOTAL - Fundraising and Grants</b>		<b>-</b>	<b>-</b>	<b>6,126</b>	<b>6,126</b>	<b>4,849</b>	<b>(1,277)</b>	<b>4,849</b>	<b>0%</b>
<b>TOTAL REVENUE</b>		<b>72,335</b>	<b>72,335</b>	<b>10,160,906</b>	<b>10,160,906</b>	<b>10,147,807</b>	<b>(13,098)</b>	<b>10,075,472</b>	<b>1%</b>

**Academy of Alameda Middle**  
**Income Statement**  
**As of Jul FY2025**

	Actual	YTD	Budget & Forecast						
	Jul	Actual YTD	Approved Budget v1	Previous Forecast	Current Forecast	Previous Forecast vs. Current Forecast	Current Forecast Remaining	% Current Forecast Spent	
<b>EXPENSES</b>									
<b>Compensation &amp; Benefits</b>									
<b>Certificated Salaries</b>									
1100	Teachers Salaries	4,315	4,315	2,472,640	2,472,640	2,453,458	19,182	2,449,143	0%
1101	Teacher - Stipends	4,060	4,060	47,000	47,000	47,000	-	42,940	9%
1103	Teacher - Substitute Pay	972	972	102,290	102,290	88,652	13,639	87,680	1%
1148	Teacher - Special Ed	-	-	77,598	77,598	77,598	-	77,598	0%
1200	Certificated Pupil Support Salaries	-	-	44,838	44,838	44,838	-	44,838	0%
1201	Certificated Pupil Support - School Psychologist	-	-	201,422	201,422	201,422	-	201,422	0%
1202	Certificated Pupil Support - Counselor	-	-	164,457	164,457	164,457	-	164,457	0%
1203	Certificated Pupil Support Salaries - Custom 3	55	55	139,293	139,293	127,531	11,762	127,476	0%
1300	Certificated Supervisor & Administrator Salaries	44,614	44,614	739,503	739,503	749,979	(10,476)	705,365	6%
1950	Other Cert - Instructional Coaches	-	-	432,207	432,207	512,794	(80,587)	512,794	0%
1980	Other Cert - Custom 5	5,721	5,721	-	-	-	-	(5,721)	
	<b>SUBTOTAL - Certificated Salaries</b>	<b>59,737</b>	<b>59,737</b>	<b>4,421,249</b>	<b>4,421,249</b>	<b>4,467,730</b>	<b>(46,480)</b>	<b>4,407,993</b>	<b>1%</b>
<b>Classified Salaries</b>									
2100	Classified Instructional Aide Salaries	33,015	33,015	793,971	793,971	803,592	(9,621)	770,577	4%
2201	Classified Support - Restorative Justice coordinator	-	-	112,979	112,979	120,358	(7,378)	120,358	0%
2202	Classified Support - School Culture Coordinator	-	-	183,762	183,762	183,762	-	183,762	0%
2300	Classified Supervisor & Administrator Salaries	18,489	18,489	221,872	221,872	221,872	-	203,383	8%
2400	Classified Clerical & Office Salaries	17,796	17,796	253,086	253,086	254,343	(1,257)	236,547	7%
2905	Other Classified - After School	40,999	40,999	507,217	507,217	508,694	(1,478)	467,696	8%
	<b>SUBTOTAL - Classified Salaries</b>	<b>110,299</b>	<b>110,299</b>	<b>2,072,887</b>	<b>2,072,887</b>	<b>2,092,621</b>	<b>(19,734)</b>	<b>1,982,322</b>	<b>5%</b>
<b>Employee Benefits</b>									
3100	STRS	7,523	7,523	805,486	805,486	815,028	(9,543)	807,505	1%
3300	OASDI-Medicare-Alternative	10,294	10,294	232,861	232,861	234,829	(1,968)	224,535	4%
3400	Health & Welfare Benefits	11,277	11,277	821,425	821,425	821,425	-	810,148	1%
3500	Unemployment Insurance	5,880	5,880	126,546	126,546	184,205	(57,659)	178,325	3%
3600	Workers Comp Insurance	17,051	17,051	64,941	64,941	65,604	(662)	48,553	26%
3900	Other Employee Benefits	3,733	3,733	65,352	65,352	65,352	-	61,619	6%
	<b>SUBTOTAL - Employee Benefits</b>	<b>55,759</b>	<b>55,759</b>	<b>2,116,612</b>	<b>2,116,612</b>	<b>2,186,443</b>	<b>(69,832)</b>	<b>2,130,684</b>	<b>3%</b>
<b>Books &amp; Supplies</b>									
4200	Books & Other Reference Materials	3,856	3,856	52,270	52,270	51,974	296	48,118	7%
4315	Custodial Supplies	-	-	8,160	8,160	-	8,160	-	

**Academy of Alameda Middle**  
**Income Statement**  
**As of Jul FY2025**

	Actual	YTD	Budget & Forecast					
	Jul	Actual YTD	Approved Budget v1	Previous Forecast	Current Forecast	Previous Forecast vs. Current Forecast	Current Forecast Remaining	% Current Forecast Spent
4320 Educational Software	12,920	12,920	67,322	67,322	67,322	-	54,402	19%
4325 Instructional Materials & Supplies	10,245	10,245	30,202	30,202	30,202	-	19,957	34%
4326 Art & Music Supplies	-	-	12,485	12,485	12,485	-	12,485	0%
4330 Office Supplies	625	625	15,300	15,300	15,300	-	14,676	4%
4335 PE Supplies	254	254	12,485	12,485	8,148	4,337	7,894	3%
4340 Professional Development Supplies	-	-	5,100	5,100	2,337	2,763	2,337	0%
4345 Non Instructional Student Materials & Supplies	-	-	13,260	13,260	9,477	3,783	9,477	0%
4350 Uniforms	-	-	106	106	106	-	106	0%
4351 Yearbook	8,671	8,671	8,323	8,323	11,253	(2,929)	2,582	77%
4352 Afterschool Supplies	45	45	20,808	20,808	20,808	-	20,763	0%
4353 Summerschool Supplies	2,748	2,748	10,200	10,200	10,200	-	7,452	27%
4354 Middle school Athletics	-	-	4,162	4,162	3,810	352	3,810	0%
4355 Org Culture supplies	471	471	9,180	9,180	9,180	-	8,709	5%
4360 Books and Supplies - Sped	-	-	2,550	2,550	20,953	(18,403)	20,953	0%
4410 Classroom Furniture, Equipment & Supplies	9,363	9,363	11,444	11,444	11,444	-	2,081	82%
4420 Computers: individual items less than \$5k	-	-	56,510	56,510	49,778	6,732	49,778	0%
4423 Additional Technology	-	-	9,364	9,364	9,364	-	9,364	0%
4430 Non Classroom Related Furniture, Equipment & Supplies	-	-	8,323	8,323	6,168	2,155	6,168	0%
4700 Food	22	22	15,606	15,606	19,350	(3,744)	19,328	0%
4720 Other Food	46	46	9,180	9,180	9,180	-	9,134	0%
<b>SUBTOTAL - Books and Supplies</b>	<b>49,264</b>	<b>49,264</b>	<b>382,340</b>	<b>382,340</b>	<b>378,838</b>	<b>3,502</b>	<b>329,574</b>	<b>13%</b>
<b>Services &amp; Other Operating Expenses</b>								
5210 Conference Fees	-	-	16,584	16,584	16,020	564	16,020	0%
5220 Travel and Lodging	-	-	10,710	10,710	10,710	-	10,710	0%
5305 Dues & Membership - Professional	-	-	17,831	17,831	17,831	-	17,831	0%
5310 Subscriptions	14,105	14,105	67,647	67,647	70,805	(3,158)	56,700	20%
5400 Insurance	30,033	30,033	105,624	105,624	105,624	-	75,591	28%
5510 Utilities - Gas and Electric	-	-	1,040	1,040	1,040	-	1,040	0%
5515 Janitorial, Gardening Services & Supplies	901	901	169,947	169,947	156,468	13,479	155,567	1%
5525 Utilities - Waste	-	-	42,004	42,004	54,238	(12,234)	54,238	0%
5605 Equipment Leases	1,466	1,466	23,256	23,256	23,256	-	21,790	6%
5611 Prop 39 Related Costs	-	-	202,706	202,706	202,706	-	202,706	0%
5615 Repairs and Maintenance - Building	5,600	5,600	12,240	12,240	12,240	-	6,640	46%
5617 Repairs and Maintenance - Other Equipment	-	-	2,081	2,081	2,081	-	2,081	0%
5619 Non-Cash Lease Adjustment	-	-	-	-	7,704	(7,704)	7,704	0%
5803 Accounting Fees	-	-	1,890	1,890	1,966	(76)	1,966	0%
5804 Internal Audit & Accounting support	-	-	19,335	19,335	16,481	2,854	16,481	0%
5805 Administrative Fees	-	-	4,257	4,257	4,257	-	4,257	0%

**Academy of Alameda Middle**  
**Income Statement**  
**As of Jul FY2025**

	Actual	YTD	Budget & Forecast					
	Jul	Actual YTD	Approved Budget v1	Previous Forecast	Current Forecast	Previous Forecast vs. Current Forecast	Current Forecast Remaining	% Current Forecast Spent
5809 Banking Fees	-	-	1,734	1,734	1,734	-	1,734	0%
5812 Business Services	16,667	16,667	200,000	200,000	200,000	-	183,333	8%
5815 Consultants - Instructional	-	-	9,040	9,040	9,040	-	9,040	0%
5818 Coaching	-	-	15,000	15,000	15,000	-	15,000	0%
5819 School Culture Initiatives	-	-	19,484	19,484	19,484	-	19,484	0%
5820 Consultants - Non Instructional - Custom 1	77,576	77,576	11,712	11,712	11,712	-	(65,864)	662%
5824 District Oversight Fees	-	-	234,692	234,692	238,757	(4,065)	238,757	0%
5828 Translators	-	-	5,202	5,202	1,690	3,512	1,690	0%
5830 Field Trips Expenses	-	-	50,490	50,490	43,022	7,468	43,022	0%
5833 Fines and Penalties	-	-	208	208	208	-	208	0%
5834 Afterschool & Summer Services	2,250	2,250	12,460	12,460	12,460	-	10,210	18%
5836 Fingerprinting	-	-	8,160	8,160	8,160	-	8,160	0%
5839 Fundraising Expenses	-	-	3,582	3,582	3,582	-	3,582	0%
5845 Legal Fees	-	-	61,200	61,200	61,200	-	61,200	0%
5846 Loan and Financing Fees	-	-	260	260	260	-	260	0%
5848 Licenses and Other Fees	-	-	1,342	1,342	1,342	-	1,342	0%
5851 Marketing and Student Recruiting	8,029	8,029	193,881	193,881	190,462	3,419	182,432	4%
5857 Payroll Fees	866	866	(11,872)	(11,872)	(11,872)	-	(12,738)	-7%
5860 Printing and Reproduction	1,718	1,718	7,283	7,283	7,283	-	5,565	24%
5861 Prior Yr Exp (not accrued)	-	-	10,000	10,000	10,000	-	10,000	0%
5863 Professional Development	-	-	55,695	55,695	55,695	-	55,695	0%
5869 Special Education Contract Instructors	-	-	120,360	120,360	120,360	-	120,360	0%
5875 Staff Recruiting	589	589	17,836	17,836	17,836	-	17,247	3%
5880 Student Health Services	-	-	10,200	10,200	10,200	-	10,200	0%
5881 Student Information System	-	-	7,572	7,572	7,572	-	7,572	0%
5884 Substitutes	-	-	80,000	80,000	80,000	-	80,000	0%
5887 Technology Services	7,500	7,500	55,202	55,202	55,202	-	47,702	14%
5898 Bad Debt Expense	-	-	312	312	312	-	312	0%
5899 Miscellaneous Operating Expenses	-	-	2,040	2,040	2,040	-	2,040	0%
5915 Postage and Delivery	-	-	520	520	520	-	520	0%
5920 Communications - Telephone & Fax	-	-	104	104	104	-	104	0%
<b>SUBTOTAL - Services &amp; Other Operating Exp.</b>	<b>167,301</b>	<b>167,301</b>	<b>1,880,852</b>	<b>1,880,852</b>	<b>1,876,792</b>	<b>4,059</b>	<b>1,709,492</b>	<b>9%</b>
<b>Capital Outlay &amp; Depreciation</b>								
6900 Depreciation	-	-	10,258	10,258	11,534	(1,276)	11,534	0%
<b>SUBTOTAL - Capital Outlay &amp; Depreciation</b>	<b>-</b>	<b>-</b>	<b>10,258</b>	<b>10,258</b>	<b>11,534</b>	<b>(1,276)</b>	<b>11,534</b>	<b>0%</b>
<b>Other Outflows &amp; Amortization</b>								
7999 Uncategorized Expense	191	191	-	-	-	-	(191)	

**Academy of Alameda Middle**  
**Income Statement**  
**As of Jul FY2025**

	Actual	YTD	Budget & Forecast					
			Approved Budget v1	Previous Forecast	Current Forecast	Previous Forecast vs. Current Forecast	Current Forecast Remaining	% Current Forecast Spent
	Jul	Actual YTD						
SUBTOTAL - Other Outflows & Amortization	191	191	-	-	-	-	(191)	
TOTAL EXPENSES	442,549	442,549	10,884,197	10,884,197	11,013,958	(129,761)	10,571,408	4%

**Academy of Alameda Middle**  
**Monthly Cash Forecast**  
**As of Jul FY2025**

	2024-25													Forecast	Remaining Balance
	Actuals & Forecast														
	Jul Actuals	Aug Forecast	Sep Forecast	Oct Forecast	Nov Forecast	Dec Forecast	Jan Forecast	Feb Forecast	Mar Forecast	Apr Forecast	May Forecast	Jun Forecast			
<b>Beginning Cash</b>	<b>2,982,563</b>	<b>2,991,330</b>	<b>2,335,025</b>	<b>2,539,591</b>	<b>2,309,612</b>	<b>1,914,183</b>	<b>1,845,900</b>	<b>1,607,699</b>	<b>1,312,776</b>	<b>1,579,166</b>	<b>1,387,195</b>	<b>1,168,559</b>			
<b>REVENUE</b>															
LCFF Entitlement	-	313,699	750,748	489,532	489,532	765,595	489,532	489,532	1,053,335	529,808	529,808	818,782	7,249,712	529,808	
Federal Revenue	-	-	-	-	9,497	-	70,247	9,497	-	-	64,408	88,241	251,387	9,497	
Other State Revenue	61,912	41,589	131,017	112,985	41,589	291,799	82,768	145,980	143,838	141,404	104,801	292,042	1,730,803	139,080	
Other Local Revenue	10,423	8,234	25,630	25,630	25,630	25,630	25,967	25,967	25,967	25,967	25,967	641,390	911,057	18,657	
Fundraising & Grants	-	302	302	302	302	302	506	506	506	506	506	506	4,849	302	
<b>TOTAL REVENUE</b>	<b>72,335</b>	<b>363,824</b>	<b>907,697</b>	<b>628,449</b>	<b>566,550</b>	<b>1,083,326</b>	<b>669,020</b>	<b>671,482</b>	<b>1,223,646</b>	<b>697,685</b>	<b>725,489</b>	<b>1,840,961</b>	<b>10,147,807</b>	<b>697,344</b>	
<b>EXPENSES</b>															
Certificated Salaries	59,737	434,148	384,710	395,420	395,420	442,420	392,646	392,646	392,646	392,646	392,646	392,646	4,467,730	-	
Classified Salaries	110,299	168,051	177,816	180,761	180,761	186,761	180,761	180,761	180,761	180,761	180,761	180,761	2,092,621	3,609	
Employee Benefits	55,759	202,005	190,280	192,717	192,717	202,619	192,173	192,173	192,173	186,022	186,022	186,022	2,186,443	15,763	
Books & Supplies	49,264	38,503	35,917	37,342	35,456	35,804	24,089	23,584	23,447	28,477	23,257	23,698	378,838	-	
Services & Other Operating Expenses	167,301	132,204	168,229	117,553	177,242	168,229	117,553	177,242	168,229	101,750	161,439	212,116	1,876,792	7,704	
Capital Outlay & Depreciation	-	1,922	961	961	961	961	961	961	961	961	961	961	11,534	-	
Other Outflows	191	(191)	-	-	-	-	-	-	-	-	-	-	-	-	
<b>TOTAL EXPENSES</b>	<b>442,549</b>	<b>976,643</b>	<b>957,914</b>	<b>924,753</b>	<b>982,557</b>	<b>1,036,794</b>	<b>908,182</b>	<b>967,366</b>	<b>958,217</b>	<b>890,617</b>	<b>945,087</b>	<b>996,204</b>	<b>11,013,958</b>	<b>27,075</b>	
<b>Operating Cash Inflow (Outflow)</b>	<b>(370,214)</b>	<b>(612,819)</b>	<b>(50,217)</b>	<b>(296,304)</b>	<b>(416,007)</b>	<b>46,531</b>	<b>(239,162)</b>	<b>(295,884)</b>	<b>265,429</b>	<b>(192,932)</b>	<b>(219,597)</b>	<b>844,757</b>	<b>(866,151)</b>	<b>670,268</b>	
Accounts Receivable	855,155	(7,897)	253,821	65,365	19,616	66,076	-	-	-	-	-	191,926			
Other Current Assets	44,594	7,931	-	-	-	-	-	-	-	-	-	-			
Fixed Assets	-	1,922	961	961	961	961	961	961	961	961	961	961			
Accounts Payable	(170,922)	(24,458)	-	-	-	-	-	-	-	-	-	-			
Other Current Liabilities	(168,141)	(20,985)	-	-	-	-	-	-	-	-	-	-			
Summer Holdback	(181,705)	-	-	-	-	-	-	-	-	-	-	-			
Deferred Revenue	-	-	-	-	-	(181,851)	-	-	-	-	-	(181,851)			
<b>Ending Cash</b>	<b>2,991,330</b>	<b>2,335,025</b>	<b>2,539,591</b>	<b>2,309,612</b>	<b>1,914,183</b>	<b>1,845,900</b>	<b>1,607,699</b>	<b>1,312,776</b>	<b>1,579,166</b>	<b>1,387,195</b>	<b>1,168,559</b>	<b>2,024,351</b>			