

# The Academy of Alameda Charter School Board

## Finance Committee Meeting

### Date and Time

Tuesday April 16, 2024 at 5:00 PM PDT

### Location

Room 106 or other Based on Availability. Check at School Upon Arrival.

### Agenda

	Purpose	Presenter	Time
<b>I. Opening Items</b>			<b>5:00 PM</b>
<b>A.</b> Call the Meeting to Order		David Forbes	2 m
<b>B.</b> Record Attendance		David Forbes	1 m
<b>C.</b> Public Comment on General Topic		David Forbes	2 m
<b>II. Finance Updates</b>			<b>5:05 PM</b>
<b>A.</b> Financial Updates and Discussions	Discuss	David Forbes	55 m
Jean Yang will present and the committee will discuss:			
<ul style="list-style-type: none"> <li>• FY 24 March Updates</li> <li>• Ongoing 24-25 Budget Review</li> <li>• Timeline and Logistics for Staff Budget Discussion</li> </ul>			

	Purpose	Presenter	Time
<b>III. Closing Items</b>			<b>6:00 PM</b>
<b>A. Adjourn Meeting</b>	FYI	David Forbes	1 m

# Coversheet

## Financial Updates and Discussions

**Section:** II. Finance Updates  
**Item:** A. Financial Updates and Discussions  
**Purpose:** Discuss  
**Submitted by:**  
**Related Material:**  
AOA FY24 March FinComm 4.16 and Board Mtg 4.25 with Exhibits 4.16.24.pdf

# Academy of Alameda FY24 Financial Update

NAOMI STEWART AND JEAN YANG  
APRIL 2024



# FY24 Financial Update

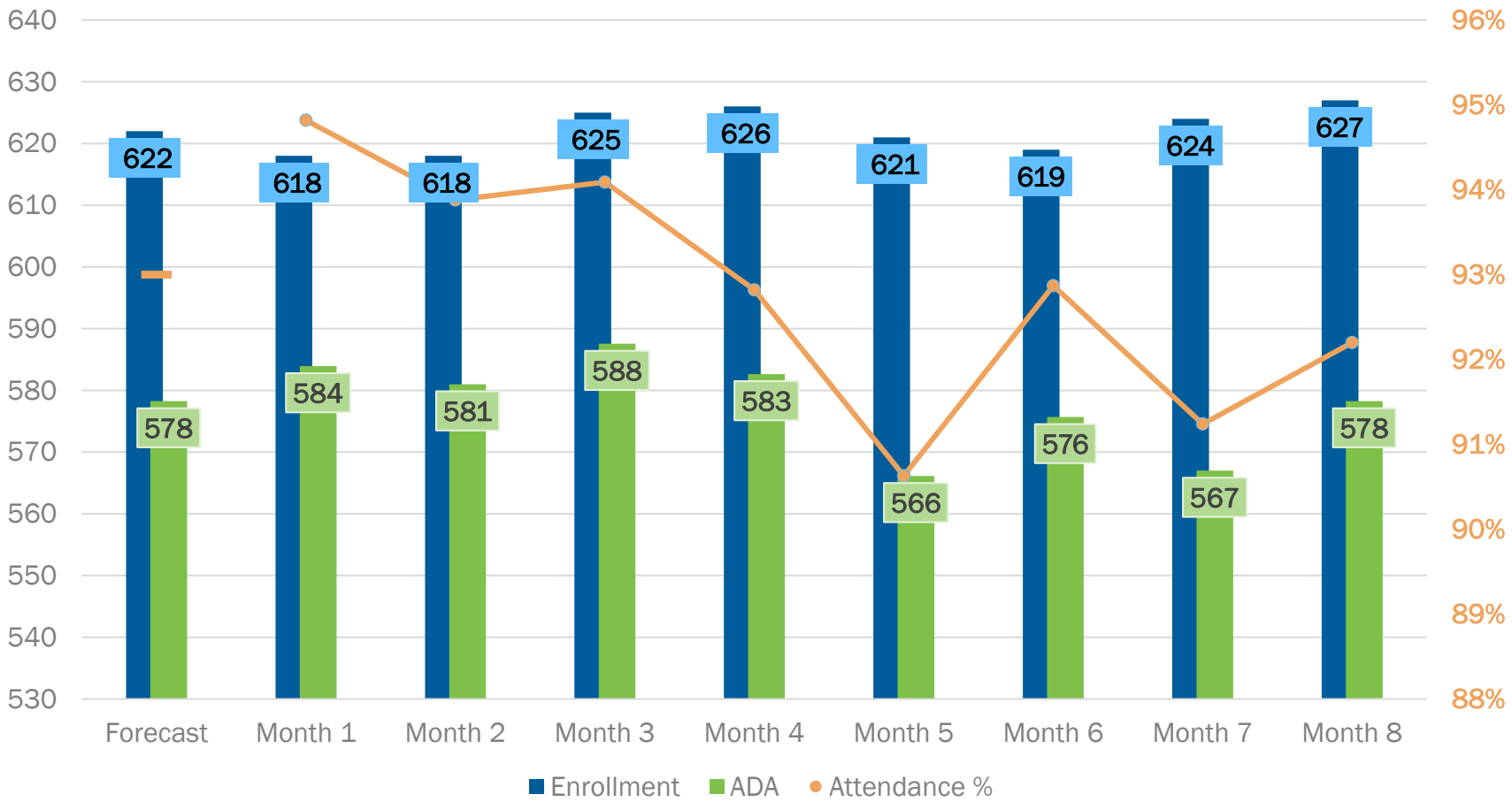
April 2024



# AOA FY24 ADA P2



**Previous forecast 581.19 decreased to 578.37 (-2.82 ADA) per P-2**



# P-2 Attendance

**Previous forecast 581.19 decreased to 578.37 (-2.82 ADA) per P-2**



# AOA FY24 March Forecast



## Net income -617k, decrease 42k vs. previous forecast

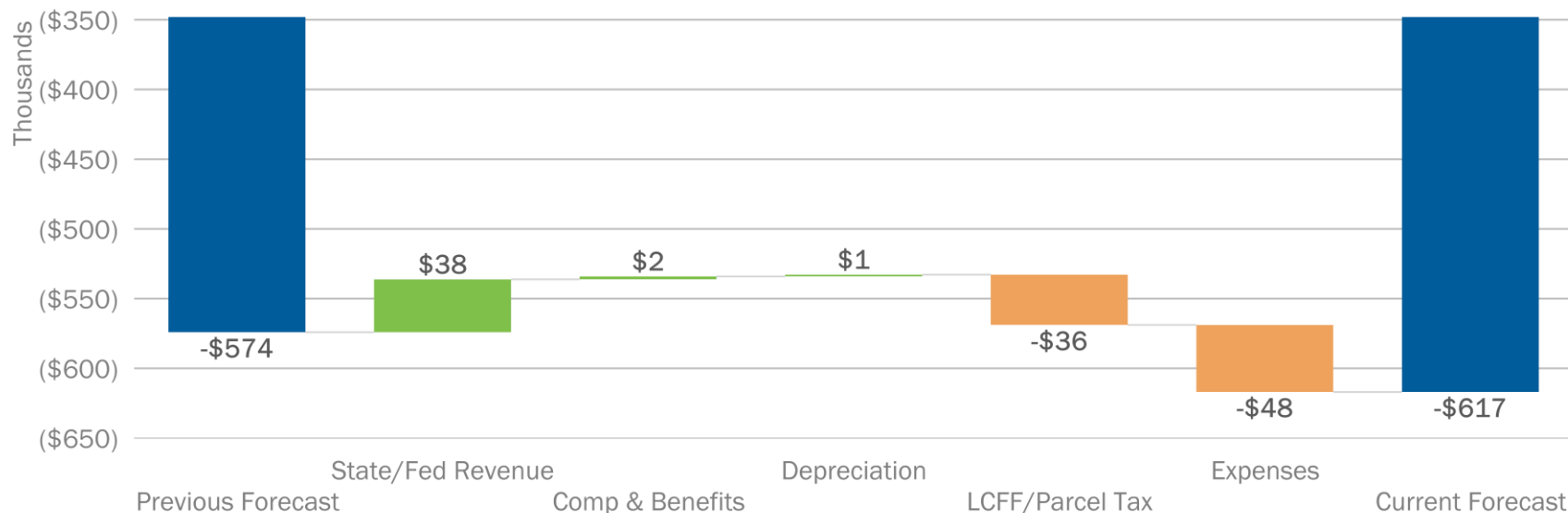
		2023-24	2023-24	Variance
		Previous Forecast	Current Forecast	
Revenue	LCFF Entitlement	6,801,311	6,769,076	(32,235)
	Federal Revenue	668,018	669,258	1,240
	Other State Revenues	1,562,325	1,598,965	36,640
	Local Revenues	978,100	974,273	(3,826)
	Fundraising and Grants	50,926	50,926	-
	<b>Total Revenue</b>	<b>10,060,680</b>	<b>10,062,499</b>	<b>1,819</b>
Expenses	Compensation and Benefits	8,186,594	8,184,467	2,127
	Books and Supplies	467,024	469,537	(2,513)
	Services and Other Operating	1,965,975	2,011,477	(45,502)
	Depreciation	15,173	13,923	1,250
	Other Outflows	-	-	-
	<b>Total Expenses</b>	<b>10,634,765</b>	<b>10,679,403</b>	<b>(44,638)</b>
	<b>Operating Income</b>	<b>(574,085)</b>	<b>(616,904)</b>	<b>(42,819)</b>
	Beginning Balance (Audited)	4,162,970	4,162,970	-
	Operating Income	(574,085)	(616,904)	(42,819)
	<b>Ending Fund Balance (incl. Depreciation)</b>	<b>3,588,884</b>	<b>3,546,066</b>	<b>(42,819)</b>
	<b>Ending Fund Balance as % of Expenses</b>	<b>33.7%</b>	<b>33.2%</b>	<b>-0.5%</b>





# AOA FY24 March Forecast

**Net income -617k, decrease 42k vs. previous forecast**

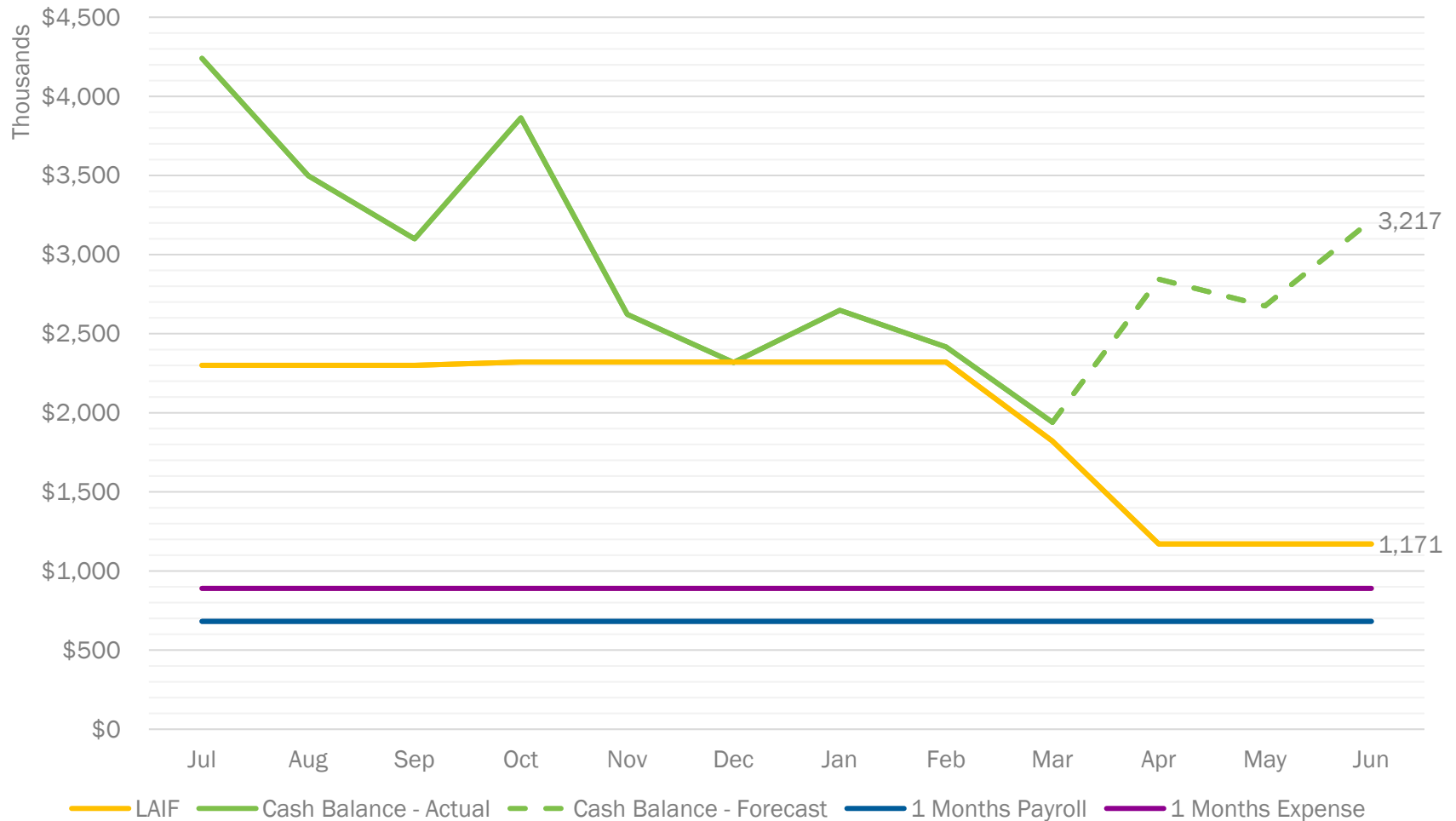


CATEGORY	BOTTOM LINE IMPACT	NOTES
<b>Previous Forecast</b>	<b>(574,085)</b>	
State/Fed Revenue	37,880	PY SPED Revenue and Title II
Comp & Benefits	2,127	Support staff savings
Depreciation	1,250	TK Bathroom
LCFF/Parcel Tax	(36,061)	ADA 581 to 578 due to P-2
Expenses	(48,015)	Increased conferences and coaching expenses
<b>Current Forecast</b>	<b>(616,904)</b>	



# Projected Cash Balance

## Projected ending cash balance 3.2M



# FY25 Budget Planning

April 2024



# FY24 MYP



	2023-24	2024-25	2025-26	2026-27
	Current Forecast	Projected Budget	Projected Budget	Projected Budget
Total Revenue	10,062,499	9,994,901	10,551,026	11,256,508
Total Expenses	10,679,403	10,733,207	10,975,940	11,180,734
Operating Income	(616,904)	(738,306)	(424,914)	75,774

## Assumptions

TK	-	20	20	20
K-5	301	312	312	312
6-8th	321	313	353	373
Enrollment	622	645	685	705
Growth		+23	+40	+20
ADA %	93.0%	91.5%	91.5%	93.4%
LCFF COLA %	8.22%	0.76%	2.73%	3.11%
FTE	87	89	89	89
Payroll COLA	0%	0%	0%	0%

# FY24 MYP



## Enrollment decrease for FY25, ADA % decrease for all years

	2024-25	2025-26	2026-27
Enrollment	654	685	705
ADA %	94.1%	94.6%	94.6%
Previous net income	(407,148)	(116,294)	208,180
<b>Scenario 1: Enrollment decrease to 645</b>			
Enrollment	645	685	705
ADA %	91.5%	91.5%	93.4%
Current Net income	(738,306)	(424,914)	75,774
<b>Scenario 2: ADA Drop to 91.5% and 93.4%</b>			
ADA Drop to 91.5% and 93.4%	(222,375)	(251,521)	(11,779)
Enrollment dropped to 645	(108,783)	(10,997)	(916)
Total Impact	(331,158)	(262,518)	(12,696)

# FY24 MYP

## Positive net income by FY27, w/ 22% fund balance as % of expenses

		2023-24	2024-25	% of Expense	2025-26	2026-27
		<b>Current Forecast</b>	<b>Projected Budget</b>		<b>Projected Budget</b>	<b>Projected Budget</b>
Revenue	LCFF Entitlement	6,769,076	7,051,816		7,688,563	8,322,311
	Federal Revenue	669,258	290,247		310,172	326,126
	Other State Revenues	1,598,965	1,696,684		1,498,663	1,572,906
	Local Revenues	974,273	950,026		1,002,701	1,029,038
	Fundraising and Grants	50,926	6,126		50,926	6,126
	<b>Total Revenue</b>	<b>10,062,499</b>	<b>9,994,901</b>		<b>10,551,026</b>	<b>11,256,508</b>
Expenses	Compensation and Benefits	8,184,467	8,452,565	79%	8,631,229	8,813,876
	Books and Supplies	469,537	396,740	4%	394,275	391,960
	Services and Other Operating	2,011,477	1,873,644	17%	1,940,179	1,964,642
	Depreciation	13,923	10,258	0%	10,258	10,256
	<b>Total Expenses</b>	<b>10,679,403</b>	<b>10,733,207</b>		<b>10,975,940</b>	<b>11,180,734</b>
	<b>Operating Income</b>	<b>(616,904)</b>	<b>(738,306)</b>		<b>(424,914)</b>	<b>75,774</b>
	Beginning Balance (Audited)	4,162,970	3,546,066		2,807,760	2,382,845
	Operating Income	(616,904)	(738,306)		(424,914)	75,774
<b>Ending Fund Balance (incl. Depreciation)</b>		<b>3,546,066</b>	<b>2,807,760</b>		<b>2,382,845</b>	<b>2,458,619</b>
<b>Ending Fund Balance as % of Expenses</b>		<b>33.2%</b>	<b>26.2%</b>		<b>21.7%</b>	<b>22.0%</b>

# Exhibits



**Academy of Alameda Middle**  
**Income Statement**  
**As of Mar FY2024**

	Actual			YTD	Budget					
	Jan	Feb	Mar	Actual YTD	Approved	Previous	Current	Previous	Current	% Current
					Budget v1	Forecast		Forecast	Forecast	
<b>SUMMARY</b>										
<b>Revenue</b>										
LCFF Entitlement	833,968	611,419	249,875	3,871,129	6,931,522	6,801,311	6,769,076	(32,235)	2,897,947	57%
Federal Revenue	72,895	6,744	39,492	119,131	662,405	668,018	669,258	1,240	550,127	18%
Other State Revenues	128,249	101,761	68,248	779,011	1,552,053	1,562,325	1,598,965	36,640	819,954	49%
Local Revenues	31,788	6,987	507,945	676,326	938,803	978,100	974,273	(3,826)	297,948	69%
Fundraising and Grants	13,676	7,261	23,562	46,004	11,117	50,926	50,926	-	4,922	90%
<b>Total Revenue</b>	<b>1,080,575</b>	<b>734,172</b>	<b>889,122</b>	<b>5,491,601</b>	<b>10,095,900</b>	<b>10,060,680</b>	<b>10,062,499</b>	<b>1,819</b>	<b>4,570,898</b>	<b>55%</b>
<b>Expenses</b>										
Compensation and Benefits	678,792	727,830	752,548	5,969,361	8,383,204	8,186,594	8,184,467	2,127	2,215,105	73%
Books and Supplies	20,079	8,578	17,736	352,029	428,349	467,024	469,537	(2,513)	117,508	75%
Services and Other Operating Expenditures	172,997	213,958	125,901	1,500,755	1,726,312	1,965,975	2,011,477	(45,502)	510,721	75%
Depreciation	961	961	961	8,651	11,300	15,173	13,923	1,250	5,271	62%
Other Outflows	100	5,104	30,210	38,711	-	-	-	-	(38,711)	
<b>Total Expenses</b>	<b>872,928</b>	<b>956,431</b>	<b>927,356</b>	<b>7,869,508</b>	<b>10,549,165</b>	<b>10,634,765</b>	<b>10,679,403</b>	<b>(44,638)</b>	<b>2,809,895</b>	<b>74%</b>
<b>Operating Income</b>	<b>207,647</b>	<b>(222,259)</b>	<b>(38,234)</b>	<b>(2,377,907)</b>	<b>(453,265)</b>	<b>(574,085)</b>	<b>(616,904)</b>	<b>(42,819)</b>	<b>1,761,003</b>	
<b>Fund Balance</b>										
Beginning Balance (Audited)					4,065,306	4,162,970	4,162,970			
Operating Income					(453,265)	(574,085)	(616,904)			
<b>Ending Fund Balance</b>					<b>3,612,041</b>	<b>3,588,884</b>	<b>3,546,066</b>			
Fund Balance as a % of Expenses					34%	34%	33%			



**Academy of Alameda Middle**  
**Income Statement**  
**As of Mar FY2024**

	Actual			YTD	Budget					
	Jan	Feb	Mar	Actual YTD	Approved Budget v1	Previous Forecast	Current Forecast	Previous Forecast vs. Current Forecast	Current Forecast Remaining	% Current Forecast Spent
<b>KEY ASSUMPTIONS</b>										
<b>Enrollment Summary</b>										
K-3					208	198	198	-		
4-6					206	210	210	-		
7-8					220	214	214	-		
<b>Total Enrolled</b>					<b>634</b>	<b>622</b>	<b>622</b>	-		
<b>ADA %</b>										
K-3					93.5%	93.4%	93.6%	0.2%		
4-6					93.8%	93.4%	93.1%	-0.4%		
7-8					93.8%	93.4%	92.3%	-1.1%		
<b>Average ADA %</b>					<b>93.7%</b>	<b>93.4%</b>	<b>93.0%</b>	<b>-0.5%</b>		
<b>ADA</b>										
K-3					194.48	185.01	185.39	0.38		
4-6					193.23	196.22	195.48	(0.74)		
7-8					206.36	199.96	197.50	(2.46)		
<b>Total ADA</b>					<b>594.07</b>	<b>581.19</b>	<b>578.37</b>	<b>(2.82)</b>		

**Academy of Alameda Middle**  
**Income Statement**  
**As of Mar FY2024**

	Actual			YTD	Budget					
	Jan	Feb	Mar	Actual YTD	Approved Budget v1	Previous Forecast	Current Forecast	Previous Forecast vs. Current Forecast	Current Forecast Remaining	% Current Forecast Spent
<b>REVENUE</b>										
<b>LCFF Entitlement</b>										
8011 Charter Schools General Purpose Entitlement - State Aid	234,862	234,862	249,875	1,685,143	2,728,602	2,689,514	2,677,230	(12,284)	992,087	63%
8012 Education Protection Account Entitlement	411,039	-	-	822,078	1,607,488	1,692,227	1,418,423	(273,804)	596,345	58%
8019 State Aid - Prior Years	-	423	-	423	-	-	-	-	(423)	
8096 Charter Schools in Lieu of Property Taxes	188,067	376,134	-	1,363,485	2,595,432	2,419,570	2,673,423	253,853	1,309,938	51%
<b>SUBTOTAL - LCFF Entitlement</b>	<b>833,968</b>	<b>611,419</b>	<b>249,875</b>	<b>3,871,129</b>	<b>6,931,522</b>	<b>6,801,311</b>	<b>6,769,076</b>	<b>(32,235)</b>	<b>2,897,947</b>	<b>57%</b>
<b>Federal Revenue</b>										
8181 Special Education - Entitlement	-	-	-	-	87,367	80,930	80,930	-	80,930	0%
8182 Special Education Reimbursement	-	-	-	-	7,090	7,101	7,101	-	7,101	0%
8291 Title I	70,247	-	-	70,247	172,916	141,918	141,918	-	71,671	49%
8292 Title II	-	-	15,645	15,645	23,523	16,772	18,012	1,240	2,367	87%
8293 Title III	-	6,744	-	6,744	11,509	10,000	10,000	-	3,256	67%
8294 Title IV	2,648	-	-	2,648	10,000	10,000	10,000	-	7,352	26%
8297 PY Federal - Not Accrued	-	-	2,868	2,868	-	-	-	-	(2,868)	
8299 All Other Federal Revenue	-	-	20,979	20,979	350,000	401,297	401,297	-	380,318	5%
<b>SUBTOTAL - Federal Revenue</b>	<b>72,895</b>	<b>6,744</b>	<b>39,492</b>	<b>119,131</b>	<b>662,405</b>	<b>668,018</b>	<b>669,258</b>	<b>1,240</b>	<b>550,127</b>	<b>18%</b>
<b>Other State Revenue</b>										
8319 Other State Apportionments - Prior Years	856	-	-	909	-	53	39,587	39,534	38,678	2%
8381 Special Education - Entitlement (State)	38,918	38,918	-	237,832	483,602	445,242	443,081	(2,160)	205,249	54%
8382 Special Education Reimbursement (State)	4,113	4,113	4,222	29,355	43,327	43,398	43,398	-	14,043	68%
8550 Mandated Cost Reimbursements	-	-	-	11,156	11,191	11,158	11,158	-	2	100%
8560 State Lottery Revenue	51,524	-	-	51,524	147,054	151,150	150,417	(733)	98,893	34%
8590 All Other State Revenue	-	-	-	105,856	334,880	430,460	339,310	(91,150)	233,454	31%
8591 Prop 28 Arts & Music in Schools	-	-	18,230	18,230	-	-	91,150	91,150	72,920	20%
8593 ELO-Program (2600)	32,838	32,838	32,850	233,528	417,584	366,451	366,451	-	132,923	64%
8595 Afterschool (ASES)	-	25,892	12,946	90,622	114,414	114,414	114,414	-	23,792	79%
<b>SUBTOTAL - Other State Revenue</b>	<b>128,249</b>	<b>101,761</b>	<b>68,248</b>	<b>779,011</b>	<b>1,552,053</b>	<b>1,562,325</b>	<b>1,598,965</b>	<b>36,640</b>	<b>819,954</b>	<b>49%</b>
<b>Local Revenue</b>										
8639 All Other Sales	-	-	-	297	1,284	1,284	1,284	-	988	23%
8660 Interest	-	-	-	0	100	71	71	-	71	0%
8662 Net Increase (Decrease)	-	-	-	20,743	22,000	44,000	44,000	-	23,257	47%
8676 After School Program Revenue	27,153	6,708	-	101,072	199,768	217,700	217,700	-	116,628	46%
8690 Other Local Revenue	-	-	728	14,813	5,000	20,000	20,000	-	5,187	74%
8693 Field Trips	890	20	30	1,840	20,956	21,319	21,319	-	19,479	9%
8699 All Other Local Revenue	3,745	260	-	29,864	-	28,863	28,863	-	(1,001)	103%
8701 Art and Music Fundraising	-	-	-	510	16,320	14,050	14,050	-	13,540	4%
8702 Measure B1 Parcel Tax	-	-	-	-	200,247	187,643	186,505	(1,138)	186,505	0%
8703 Measure A (2020) Parcel Tax	-	-	-	-	473,128	443,168	440,480	(2,688)	440,480	0%
8999 Uncategorized Revenue	-	-	507,188	507,188	-	-	-	-	(507,188)	
<b>SUBTOTAL - Local Revenue</b>	<b>31,788</b>	<b>6,987</b>	<b>507,945</b>	<b>676,326</b>	<b>938,803</b>	<b>978,100</b>	<b>974,273</b>	<b>(3,826)</b>	<b>297,948</b>	<b>69%</b>
<b>Fundraising and Grants</b>										
8801 Donations - Parents	-	-	-	-	500	-	-	-	-	

**Academy of Alameda Middle**  
**Income Statement**  
**As of Mar FY2024**

	Actual			YTD	Budget			Previous Forecast vs. Current Forecast	Current Forecast Remaining	% Current Forecast Spent
	Jan	Feb	Mar	Actual YTD	Approved Budget v1	Previous Forecast	Current Forecast			
8802 Donations - Private	-	-	-	1,505	3,685	4,194	4,194	-	2,689	36%
8803 Annual Fundraising (School-wide)	12,953	7,261	23,562	43,776	5,000	44,800	44,800	-	1,024	98%
8804 School Culture Fundraising	723	-	-	723	1,932	1,932	1,932	-	1,209	37%
<b>SUBTOTAL - Fundraising and Grants</b>	<b>13,676</b>	<b>7,261</b>	<b>23,562</b>	<b>46,004</b>	<b>11,117</b>	<b>50,926</b>	<b>50,926</b>	-	<b>4,922</b>	<b>90%</b>
<b>TOTAL REVENUE</b>	<b>1,080,575</b>	<b>734,172</b>	<b>889,122</b>	<b>5,491,601</b>	<b>10,095,900</b>	<b>10,060,680</b>	<b>10,062,499</b>	<b>1,819</b>	<b>4,570,898</b>	<b>55%</b>

**Academy of Alameda Middle**  
**Income Statement**  
**As of Mar FY2024**

		Actual			YTD	Budget					
		Jan	Feb	Mar	Actual YTD	Approved Budget v1	Previous Forecast	Current Forecast	Previous Forecast vs. Current Forecast	Current Forecast Remaining	% Current Forecast Spent
<b>EXPENSES</b>											
<b>Compensation &amp; Benefits</b>											
<b>Certificated Salaries</b>											
1100	Teachers Salaries	209,634	210,836	210,286	1,682,889	2,444,340	2,273,671	2,273,671	-	590,781	74%
1101	Teacher - Stipends	318	618	318	3,790	15,300	17,340	17,340	-	13,550	22%
1103	Teacher - Substitute Pay	8,269	8,389	14,898	64,982	96,700	86,847	86,847	-	21,864	75%
1148	Teacher - Special Ed	6,988	6,988	6,988	55,904	75,387	75,387	75,387	-	19,484	74%
1200	Certificated Pupil Support Salaries	2,705	4,129	4,919	30,534	44,115	44,115	44,115	-	13,581	69%
1201	Certificated Pupil Support - School Psychologist	17,907	13,395	17,907	138,288	95,450	191,235	191,235	-	52,947	72%
1202	Certificated Pupil Support - Counselor	15,121	15,121	15,121	119,715	265,425	158,748	158,748	-	39,033	75%
1203	Certificated Pupil Support Salaries - Custom 3	10,602	10,950	11,009	88,627	130,954	129,689	129,689	-	41,061	68%
1300	Certificated Supervisor & Administrator Salaries	58,691	55,074	59,896	533,875	723,522	722,920	722,920	-	189,045	74%
1950	Other Cert - Instructional Coaches	45,007	45,007	45,007	359,800	492,006	518,326	518,326	-	158,526	69%
1980	Other Cert - Custom 5	-	4,513	-	4,513	-	-	-	-	(4,513)	
<b>SUBTOTAL - Certificated Salaries</b>		<b>375,242</b>	<b>375,020</b>	<b>386,350</b>	<b>3,082,917</b>	<b>4,383,199</b>	<b>4,218,277</b>	<b>4,218,277</b>	<b>-</b>	<b>1,135,360</b>	<b>73%</b>
<b>Classified Salaries</b>											
2100	Classified Instructional Aide Salaries	45,944	66,784	75,184	532,027	733,065	769,563	774,913	(5,350)	242,886	69%
2201	Classified Support - Restorative Justice coordinator	18,523	20,098	20,956	158,239	209,043	221,678	221,678	-	63,439	71%
2202	Classified Support - School Culture Coordinator	15,395	14,258	7,126	109,720	169,366	169,366	161,489	7,877	51,769	68%
2300	Classified Supervisor & Administrator Salaries	18,040	18,040	18,040	177,619	276,577	242,654	242,654	-	65,035	73%
2311	Classified Admin - After School Coordinator	-	-	-	-	75,176	-	-	-	-	
2400	Classified Clerical & Office Salaries	13,992	15,629	16,093	144,763	172,805	184,548	184,548	-	39,784	78%
2905	Other Classified - After School	25,136	34,700	40,101	282,943	371,902	405,775	406,344	(569)	123,401	70%
<b>SUBTOTAL - Classified Salaries</b>		<b>137,030</b>	<b>169,509</b>	<b>177,499</b>	<b>1,405,311</b>	<b>2,007,935</b>	<b>1,993,584</b>	<b>1,991,626</b>	<b>1,958</b>	<b>586,315</b>	<b>71%</b>
<b>Employee Benefits</b>											
3100	STRS	69,022	69,161	71,462	567,890	834,493	784,540	784,540	-	216,650	72%
3300	OASDI-Medicare-Alternative	16,044	18,381	19,163	152,354	218,039	218,543	218,394	150	66,040	70%
3400	Health & Welfare Benefits	54,432	71,384	60,396	534,877	705,350	716,000	716,000	-	181,123	75%
3500	Unemployment Insurance	17,411	18,587	19,307	126,221	125,171	131,529	131,529	-	5,308	96%
3600	Workers Comp Insurance	4,301	-	12,901	52,896	63,911	62,119	62,099	20	9,203	85%
3900	Other Employee Benefits	5,310	5,787	5,470	46,894	45,106	62,002	62,002	-	15,108	76%
<b>SUBTOTAL - Employee Benefits</b>		<b>166,520</b>	<b>183,301</b>	<b>188,699</b>	<b>1,481,133</b>	<b>1,992,070</b>	<b>1,974,733</b>	<b>1,974,564</b>	<b>169</b>	<b>493,431</b>	<b>75%</b>
<b>Books &amp; Supplies</b>											
4200	Books & Other Reference Materials	1,357	571	2,963	69,512	42,840	67,000	69,513	(2,513)	1	100%
4315	Custodial Supplies	-	561	3,259	3,909	12,240	8,000	8,000	-	4,091	49%
4320	Educational Software	-	672	-	49,230	53,040	64,140	64,140	-	14,910	77%
4325	Instructional Materials & Supplies	1,974	1,264	1,028	31,868	30,000	34,100	34,100	-	2,232	93%
4326	Art & Music Supplies	929	49	1,711	9,351	12,240	12,240	12,240	-	2,889	76%
4330	Office Supplies	1,957	1,317	1,068	12,530	17,340	15,000	15,000	-	2,470	84%
4335	PE Supplies	-	-	-	7,457	12,240	12,240	12,240	-	4,783	61%
4340	Professional Development Supplies	374	308	118	2,053	3,060	5,000	5,000	-	2,947	41%
4345	Non Instructional Student Materials & Supplies	981	357	336	4,201	14,280	13,000	13,000	-	8,799	32%
4350	Uniforms	-	-	-	-	104	104	104	-	104	0%
4351	Yearbook	-	-	-	3,463	8,160	8,160	8,160	-	4,697	42%
4352	Afterschool Supplies	2,208	627	857	11,536	20,400	20,400	20,400	-	8,864	57%

**Academy of Alameda Middle**  
**Income Statement**  
**As of Mar FY2024**

	Actual			YTD	Budget					
	Jan	Feb	Mar	Actual YTD	Approved Budget v1	Previous Forecast	Current Forecast	Previous Forecast vs.	Current Forecast	% Current Forecast
								Current Forecast	Remaining	Spent
4353 Summerschool Supplies	-	-	-	6,869	10,000	10,000	10,000	-	3,131	69%
4354 Middle school Athletics	-	-	-	317	4,080	4,080	4,080	-	3,763	8%
4355 Org Culture supplies	137	-	4,224	8,911	9,000	9,000	9,000	-	89	99%
4360 Books and Supplies - Sped	-	-	26	2,183	1,500	2,500	2,500	-	317	87%
4410 Classroom Furniture, Equipment & Supplies	149	158	11	9,948	11,220	11,220	11,220	-	1,272	89%
4420 Computers: individual items less than \$5k	2,672	297	387	86,699	24,000	129,200	129,200	-	42,501	67%
4423 Additional Technology	4,455	578	1,227	8,780	109,455	9,180	9,180	-	400	96%
4430 Non Classroom Related Furniture, Equipment & Supplies	73	73	409	5,714	8,160	8,160	8,160	-	2,446	70%
4700 Food	1,972	904	-	12,770	15,300	15,300	15,300	-	2,530	83%
4720 Other Food	841	842	113	4,728	9,690	9,000	9,000	-	4,272	53%
<b>SUBTOTAL - Books and Supplies</b>	<b>20,079</b>	<b>8,578</b>	<b>17,736</b>	<b>352,029</b>	<b>428,349</b>	<b>467,024</b>	<b>469,537</b>	<b>(2,513)</b>	<b>117,508</b>	<b>75%</b>
<b>Services &amp; Other Operating Expenses</b>										
5210 Conference Fees	10,104	399	13,806	34,868	24,627	24,732	38,887	(14,156)	4,019	90%
5220 Travel and Lodging	-	3,000	-	17,402	21,420	21,420	21,420	-	4,018	81%
5305 Dues & Membership - Professional	-	-	-	8,910	9,091	9,091	9,091	-	181	98%
5310 Subscriptions	462	35	-	60,196	25,962	65,267	65,267	-	5,071	92%
5400 Insurance	8,140	-	16,280	91,051	103,553	103,553	103,553	-	12,502	88%
5510 Utilities - Gas and Electric	-	-	-	172	1,020	1,020	1,020	-	848	17%
5515 Janitorial, Gardening Services & Supplies	36,354	848	13,701	145,111	159,854	166,614	166,614	-	21,503	87%
5525 Utilities - Waste	3,888	3,888	3,888	37,622	36,700	41,180	41,180	-	3,558	91%
5605 Equipment Leases	3,711	708	-	15,490	20,400	22,800	22,800	-	7,310	68%
5611 Prop 39 Related Costs	-	33,211	-	116,144	171,701	198,732	198,732	-	82,588	58%
5615 Repairs and Maintenance - Building	-	-	-	10,508	12,000	12,000	12,000	-	1,492	88%
5617 Repairs and Maintenance - Other Equipment	-	-	-	1,411	24,040	28,040	28,040	-	26,629	5%
5803 Accounting Fees	1,632	70	-	1,922	3,060	220	1,922	(1,702)	-	100%
5804 Internal Audit & Accounting support	7,295	(2,798)	-	14,589	17,810	18,987	18,987	-	4,398	77%
5805 Administrative Fees	354	-	-	824	1,376	1,618	1,618	-	794	51%
5809 Banking Fees	90	81	94	1,463	3,570	1,700	1,700	-	237	86%
5812 Business Services	16,983	16,688	16,688	150,529	200,000	200,000	200,000	-	49,471	75%
5815 Consultants - Instructional	4,000	-	-	16,310	11,000	23,310	23,310	-	7,000	70%
5818 Coaching	-	23,850	-	47,700	25,000	25,000	47,700	(22,700)	-	100%
5819 School Culture Initiatives	796	(36)	149	9,578	13,220	13,220	13,220	-	3,642	72%
5820 Consultants - Non Instructional - Custom 1	2,333	1,160	2,344	9,073	10,200	10,200	10,900	(700)	1,827	83%
5824 District Oversight Fees	-	53,522	-	107,044	243,105	214,087	214,087	-	107,043	50%
5828 Translators	645	-	73	1,462	5,100	5,100	5,100	-	3,638	29%
5830 Field Trips Expenses	-	21,331	-	42,711	52,900	101,300	101,300	-	58,589	42%
5833 Fines and Penalties	-	-	-	-	1,530	204	204	-	204	0%
5834 Afterschool & Summer Services	668	668	98	10,052	4,080	12,216	12,216	-	2,164	82%
5836 Fingerprinting	205	284	-	7,361	1,530	8,000	8,000	-	639	92%
5839 Fundraising Expenses	-	2,750	513	3,513	2,040	2,040	3,512	(1,472)	(1)	100%
5845 Legal Fees	5,762	12,692	6,005	60,298	45,900	60,000	60,000	-	(298)	100%
5846 Loan and Financing Fees	-	-	-	-	255	255	255	-	255	0%
5848 Licenses and Other Fees	-	-	-	-	1,316	1,316	1,316	-	1,316	0%
5851 Marketing and Student Recruiting	24,302	30,319	6,500	183,008	188,000	187,660	192,628	(4,968)	9,620	95%
5857 Payroll Fees	(1,859)	(1,012)	(803)	(11,639)	5,000	(10,657)	(11,639)	982	-	100%
5860 Printing and Reproduction	1,328	578	142	6,588	9,180	7,140	7,140	-	552	92%
5861 Prior Yr Exp (not accrued)	-	-	-	12,480	10,000	13,500	13,500	-	1,020	92%
5863 Professional Development	14,500	(6,500)	-	25,144	40,000	40,000	40,000	-	14,856	63%
5866 Sped Tuition & Fees	-	5,940	7,940	13,880	-	-	-	-	(13,880)	

**Academy of Alameda Middle  
Income Statement  
As of Mar FY2024**

	Actual			YTD	Budget					
	Jan	Feb	Mar		Actual YTD	Approved Budget v1	Previous Forecast	Current Forecast	Previous Forecast vs. Current Forecast	Current Forecast Remaining
5869 Special Education Contract Instructors	9,427	(27)	11,921	65,246	28,560	118,000	118,000	-	52,754	55%
5875 Staff Recruiting	1,105	299	-	17,486	13,260	16,700	17,486	(786)	0	100%
5880 Student Health Services	91	324	102	7,019	10,200	10,000	10,000	-	2,981	70%
5881 Student Information System	-	-	225	225	11,220	7,424	7,424	-	7,199	3%
5884 Substitutes	20,615	11,317	14,493	110,596	93,500	128,000	128,000	-	17,404	86%
5887 Technology Services	-	-	11,742	46,970	55,464	52,068	52,068	-	5,098	90%
5898 Bad Debt Expense	-	-	-	-	306	306	306	-	306	0%
5899 Miscellaneous Operating Expenses	-	370	-	370	5,610	2,000	2,000	-	1,630	19%
5900 Communications	-	-	-	-	2,040	-	-	-	-	-
5915 Postage and Delivery	67	-	-	67	510	510	510	-	443	13%
5920 Communications - Telephone & Fax	-	-	-	-	102	102	102	-	102	0%
<b>SUBTOTAL - Services &amp; Other Operating Exp.</b>	<b>172,997</b>	<b>213,958</b>	<b>125,901</b>	<b>1,500,755</b>	<b>1,726,312</b>	<b>1,965,975</b>	<b>2,011,477</b>	<b>(45,502)</b>	<b>510,721</b>	<b>75%</b>
<b>Capital Outlay &amp; Depreciation</b>										
6900 Depreciation	961	961	961	8,651	11,300	15,173	13,923	1,250	5,271	62%
<b>SUBTOTAL - Capital Outlay &amp; Depreciation</b>	<b>961</b>	<b>961</b>	<b>961</b>	<b>8,651</b>	<b>11,300</b>	<b>15,173</b>	<b>13,923</b>	<b>1,250</b>	<b>5,271</b>	<b>62%</b>
<b>Other Outflows</b>										
7999 Uncategorized Expense	100	5,104	30,210	38,711	-	-	-	-	(38,711)	
<b>SUBTOTAL - Other Outflows</b>	<b>100</b>	<b>5,104</b>	<b>30,210</b>	<b>38,711</b>	<b>-</b>	<b>-</b>	<b>-</b>	<b>-</b>	<b>(38,711)</b>	
<b>TOTAL EXPENSES</b>	<b>872,928</b>	<b>956,431</b>	<b>927,356</b>	<b>7,869,508</b>	<b>10,549,165</b>	<b>10,634,765</b>	<b>10,679,403</b>	<b>(44,638)</b>	<b>2,809,895</b>	<b>74%</b>

**Academy of Alameda Middle**  
**Balance Sheet**  
**As of Mar FY2024**

	Jun FY23		Mar FY24		Projected Jun FY24		
	Academy of Alameda Middle	Total	Academy of Alameda Middle	Total	Academy of Alameda Middle	Academy of Alameda Elementary	Total
<b>ASSETS</b>							
Cash Balance	1,716,010	1,716,010	140,131	140,131	916,507	(14,148)	902,358
Accounts Receivable	1,860,006	1,860,006	498,975	498,975	981,044	-	981,044
Investments	2,282,361	2,282,361	2,321,024	2,321,024	2,321,024	-	2,321,024
Other Current Assets	100,613	100,613	10,995	10,995	-	-	-
Fixed Assets	86,602	86,602	77,951	77,951	72,679	-	72,679
<b>TOTAL ASSETS</b>	<b>6,045,592</b>	<b>6,045,592</b>	<b>3,049,076</b>	<b>3,049,076</b>	<b>4,291,254</b>	<b>(14,148)</b>	<b>4,277,106</b>
<b>LIABILITIES &amp; EQUITY</b>							
Accounts Payable	181,994	181,994	57,625	57,625	38,389	-	38,389
Other Current Liabilities	761,798	761,798	214,664	214,664	214,006	-	214,006
Summer Holdback	90,161	90,161	143,010	143,010	143,010	-	143,010
Deferred Revenue	848,669	848,669	848,715	848,715	349,715	-	349,715
Beginning Net Assets	4,479,399	4,479,399	4,162,970	4,162,970	4,162,970	-	4,162,970
Net Income (Loss) to Date	(316,430)	(316,430)	(2,377,907)	(2,377,907)	(616,835)	(14,148)	(630,983)
<b>TOTAL LIABILITIES &amp; EQUITY</b>	<b>6,045,592</b>	<b>6,045,592</b>	<b>3,049,076</b>	<b>3,049,076</b>	<b>4,291,254</b>	<b>(14,148)</b>	<b>4,277,106</b>

**Academy of Alameda Middle**  
**Monthly Cash Forecast**  
**As of Mar FY2024**

	2023-24												Forecast	Remaining Balance
	Actuals & Forecast													
	Jul Actuals	Aug Actuals	Sep Actuals	Oct Actuals	Nov Actuals	Dec Actuals	Jan Actuals	Feb Actuals	Mar Actuals	Apr Forecast	May Forecast	Jun Forecast		
<b>Beginning Cash</b>	<b>4,016,291</b>	<b>4,240,765</b>	<b>3,498,302</b>	<b>3,099,382</b>	<b>3,864,436</b>	<b>2,622,499</b>	<b>2,318,090</b>	<b>2,648,245</b>	<b>2,416,368</b>	<b>1,940,413</b>	<b>2,844,613</b>	<b>2,675,894</b>		
<b>REVENUE</b>														
LCFF Entitlement	-	271,529	412,579	833,968	234,862	422,929	833,968	611,419	249,875	1,065,717	424,384	776,887	6,769,076	630,959
Federal Revenue	-	-	-	-	-	-	72,895	6,744	39,492	326,280	118,743	55,137	669,258	49,968
Other State Revenue	53	20,528	20,528	211,941	48,107	179,597	128,249	101,761	68,248	352,192	87,073	297,675	1,598,965	83,015
Other Local Revenue	11,030	22,683	22,765	44,591	20,047	8,490	31,788	6,987	7,945	68,077	42,372	669,357	974,273	18,142
Fundraising & Grants	-	30	430	380	45	620	13,676	7,261	23,562	(10,710)	7,816	7,816	50,926	-
<b>TOTAL REVENUE</b>	<b>11,083</b>	<b>314,770</b>	<b>456,302</b>	<b>1,090,880</b>	<b>303,061</b>	<b>611,636</b>	<b>1,080,575</b>	<b>734,172</b>	<b>389,122</b>	<b>1,801,557</b>	<b>680,387</b>	<b>1,806,871</b>	<b>10,062,499</b>	<b>782,084</b>
<b>EXPENSES</b>														
Certificated Salaries	69,463	375,809	370,778	375,219	375,559	379,478	375,242	375,020	386,350	387,752	373,804	373,804	4,218,277	-
Classified Salaries	77,067	151,464	176,216	180,082	155,815	180,628	137,030	169,509	177,499	191,714	197,300	197,300	1,991,626	-
Employee Benefits	91,095	156,092	178,656	173,594	156,899	186,277	166,520	183,301	188,699	151,908	165,281	165,281	1,974,564	10,961
Books & Supplies	119,013	74,659	36,077	34,231	17,310	24,346	20,079	8,578	17,736	87,384	15,062	15,062	469,537	-
Services & Other Operating Expenses	124,731	187,243	155,797	173,808	181,886	164,435	172,997	213,958	125,901	193,433	107,007	210,212	2,011,407	-
Capital Outlay & Depreciation	-	-	-	-	-	5,768	961	961	961	2,951	1,160	1,160	13,923	-
Other Outflows	48	468	1,330	(598,548)	600,000	-	100	5,104	30,210	(38,711)	-	-	-	-
<b>TOTAL EXPENSES</b>	<b>481,417</b>	<b>945,734</b>	<b>918,855</b>	<b>338,387</b>	<b>1,487,470</b>	<b>940,932</b>	<b>872,928</b>	<b>956,431</b>	<b>927,356</b>	<b>976,432</b>	<b>859,614</b>	<b>962,819</b>	<b>10,679,334</b>	<b>10,961</b>
<b>Operating Cash Inflow (Outflow)</b>	<b>(470,334)</b>	<b>(630,964)</b>	<b>(462,553)</b>	<b>752,493</b>	<b>(1,184,408)</b>	<b>(329,296)</b>	<b>207,647</b>	<b>(222,259)</b>	<b>(538,234)</b>	<b>825,125</b>	<b>(179,228)</b>	<b>844,052</b>	<b>(616,835)</b>	<b>771,123</b>
Accounts Receivable	1,219,479	(107)	39,376	28,184	-	-	72,142	(34,709)	36,666	109,744	2,491	187,779		
Investments	(17,920)	-	-	(20,743)	-	-	-	-	-	-	-	-		
Other Current Assets	100,613	-	-	-	-	-	-	-	(10,995)	10,995	-	-		
Fixed Assets	-	-	-	-	-	5,768	961	961	961	2,951	1,160	1,160		
Accounts Payable	(50,980)	(130,284)	17,427	(17,427)	280	427	31,552	6,294	18,341	(43,911)	6,857	6,857		
Other Current Liabilities	(466,685)	-	(10,538)	4,608	(75,458)	940	-	-	-	(658)	-	-		
Summer Holdback	(89,746)	18,892	17,367	17,940	17,650	17,753	17,853	17,835	17,305	-	-	-		
Deferred Revenue	46	-	-	-	-	-	-	-	-	(46)	-	(498,955)		
<b>Ending Cash</b>	<b>4,240,765</b>	<b>3,498,302</b>	<b>3,099,382</b>	<b>3,864,436</b>	<b>2,622,499</b>	<b>2,318,090</b>	<b>2,648,245</b>	<b>2,416,368</b>	<b>1,940,413</b>	<b>2,844,613</b>	<b>2,675,894</b>	<b>3,216,788</b>		



**Academy of Alameda Middle  
Multi-year Projection  
As of Mar FY2024**

	<b>Year 1 2023-24</b>	<b>Year 2 2024-25</b>	<b>Year 3 2025-26</b>	<b>Year 4 2026-27</b>	<b>Assumptions</b>
<b>SUMMARY</b>					
<b>Revenue</b>					
LCFF Entitlement	6,769,076	7,051,816	7,688,563	8,322,311	
Federal Revenue	669,258	290,247	310,172	326,126	
Other State Revenues	1,598,965	1,696,684	1,498,663	1,572,906	
Local Revenues	974,273	950,026	1,002,701	1,029,038	
Fundraising and Grants	50,926	6,126	50,926	6,126	
<b>Total Revenue</b>	<b>10,062,499</b>	<b>9,994,901</b>	<b>10,551,026</b>	<b>11,256,508</b>	
<b>Expenses</b>					
Compensation and Benefits	8,184,467	8,452,565	8,631,229	8,813,876	
Books and Supplies	469,537	396,740	394,275	391,960	
Services and Other Operating Expenditures	2,011,477	1,873,644	1,940,179	1,964,642	
Depreciation	13,923	10,258	10,258	10,256	
Other Outflows	-	-	-	-	
<b>Total Expenses</b>	<b>10,679,403</b>	<b>10,733,207</b>	<b>10,975,940</b>	<b>11,180,734</b>	
<b>Operating Income</b>	<b>(616,904)</b>	<b>(738,306)</b>	<b>(424,914)</b>	<b>75,774</b>	
<b>Fund Balance</b>					
Beginning Balance (Unaudited)	4,129,769	3,546,066	2,807,760	2,382,845	
Audit Adjustment	33,201				
Beginning Balance (Audited)	4,162,970	3,546,066	2,807,760	2,382,845	
Operating Income	(616,904)	(738,306)	(424,914)	75,774	
<b>Ending Fund Balance</b>	<b>3,546,066</b>	<b>2,807,760</b>	<b>2,382,845</b>	<b>2,458,619</b>	
<b>Total Revenue Per ADA</b>	17,398	16,935	16,834	17,095	
<b>Total Expenses Per ADA</b>	18,465	18,186	17,512	16,980	
<b>Operating Income Per ADA</b>	(1,067)	(1,251)	(678)	115	
<b>Fund Balance as a % of Expenses</b>	33%	26%	22%	22%	

**Academy of Alameda Middle  
Multi-year Projection  
As of Mar FY2024**

	<b>Year 1 2023-24</b>	<b>Year 2 2024-25</b>	<b>Year 3 2025-26</b>	<b>Year 4 2026-27</b>	<b>Assumptions</b>
<b>Key Assumptions</b>					
<b>Enrollment Breakdown</b>					
TK	-	24	20	20	
K	50	52	52	52	
1	50	52	52	52	
2	50	52	52	52	
3	48	52	52	52	
4	51	52	52	52	
5	52	52	52	52	
6	107	97	115	120	
7	87	117	115	130	
8	127	95	123	123	
<b>Total Enrolled</b>	<b>622</b>	<b>645</b>	<b>685</b>	<b>705</b>	
<b>ADA %</b>					
K-3	93.6%	91.5%	91.5%	93.4%	
4-6	93.1%	91.5%	91.5%	93.4%	
7-8	92.3%	91.5%	91.5%	93.4%	
<b>Average ADA %</b>	<b>93.0%</b>	<b>91.5%</b>	<b>91.5%</b>	<b>93.4%</b>	
<b>ADA</b>					
K-3	185	212	209	213	
4-6	195	184	200	209	
7-8	198	194	218	236	
<b>Total ADA</b>	<b>578</b>	<b>590</b>	<b>627</b>	<b>658</b>	
<b>Demographic Information</b>					
CALPADS Enrollment (for unduplicated % calc)	620	645	685	705	
# Unduplicated (CALPADS)	384	399	424	436	
# Free & Reduced Lunch (CALPADS)	359	373	396	408	
# ELL (CALPADS)	79	82	87	90	
New Students	15	25	40	20	
<b>School Information</b>					
FTE's	85.7	88.8	88.8	88.8	
Teachers	32	34	34	34	
Certificated Pay Increases					
Classified Pay Increases					
# of school days	-	-	-	-	
Default Expense Inflation Rate		2%	2%	2%	

**Academy of Alameda Middle  
Multi-year Projection  
As of Mar FY2024**

		<b>Year 1</b>	<b>Year 2</b>	<b>Year 3</b>	<b>Year 4</b>	<b>Assumptions</b>
		<b>2023-24</b>	<b>2024-25</b>	<b>2025-26</b>	<b>2026-27</b>	
<b>REVENUE</b>						
<b>LCFF Entitlement</b>						
8011	Charter Schools General Purpose Entitlement - State Aid	2,677,230	2,844,682	3,098,547	3,350,257	
8012	Education Protection Account Entitlement	1,418,423	1,479,121	1,692,826	1,928,382	
8096	Charter Schools in Lieu of Property Taxes	2,673,423	2,728,013	2,897,190	3,043,672	
<b>SUBTOTAL - LCFF Entitlement</b>		<b>6,769,076</b>	<b>7,051,816</b>	<b>7,688,563</b>	<b>8,322,311</b>	
<b>Federal Revenue</b>						
8181	Special Education - Entitlement	80,930	96,918	106,937	117,306	PY ADA x \$143.32
8182	Special Education Reimbursement	7,101	7,865	8,678	9,519	Federal ERMHS RC 3327. (\$11.63/PY ADA)
8291	Title I	141,918	147,453	156,545	161,289	
8292	Title II	18,012	18,012	18,012	18,012	
8293	Title III	10,000	10,000	10,000	10,000	
8294	Title IV	10,000	10,000	10,000	10,000	
8299	All Other Federal Revenue	401,297	-	-	-	
<b>SUBTOTAL - Federal Revenue</b>		<b>669,258</b>	<b>290,247</b>	<b>310,172</b>	<b>326,126</b>	
<b>Other State Revenue</b>						
8319	Other State Apportionments - Prior Years	39,587	-	-	-	
8381	Special Education - Entitlement (State)	443,081	519,494	596,564	647,346	FY24 765.79/CY ADA. Admin fee 6%, 2.25% set aside fee
8382	Special Education Reimbursement (State)	43,398	48,005	52,904	58,034	
8550	Mandated Cost Reimbursements	11,158	11,515	12,071	13,219	
8560	State Lottery Revenue	150,417	153,488	163,007	171,249	
8590	All Other State Revenue	339,310	339,310	24,394	-	
8591	Prop 28 Arts & Music in Schools	91,150	101,652	105,709	112,253	
8593	ELO-Program (2600)	366,451	408,806	429,600	456,392	
8595	Afterschool (ASES)	114,414	114,414	114,414	114,414	
<b>SUBTOTAL - Other State Revenue</b>		<b>1,598,965</b>	<b>1,696,684</b>	<b>1,498,663</b>	<b>1,572,906</b>	
<b>Local Revenue</b>						
8639	All Other Sales	1,284	1,284	1,284	1,284	
8660	Interest	71	71	71	71	
8662	Net Increase (Decrease)	44,000	44,000	44,000	44,000	LAIF interest
8676	After School Program Revenue	217,700	225,750	239,750	246,750	
8690	Other Local Revenue	20,000	20,000	20,000	20,000	
8693	Field Trips	21,319	21,319	21,319	21,319	
8699	All Other Local Revenue	28,863	-	-	-	
8701	Art and Music Fundraising	14,050	14,050	14,050	14,050	Disneyland fundraising + general Band/Music
8702	Measure B1 Parcel Tax	186,505	185,483	196,987	202,740	renewed March 2024, ends June 2034
8703	Measure A (2020) Parcel Tax	440,480	438,068	465,238	478,823	renewed March 2024, ends June 2034
<b>SUBTOTAL - Local Revenue</b>		<b>974,273</b>	<b>950,026</b>	<b>1,002,701</b>	<b>1,029,038</b>	
<b>Fundraising and Grants</b>						
8802	Donations - Private	4,194	4,194	4,194	4,194	Keep annual fundraising at 5K for outyears?

**Academy of Alameda Middle**  
**Multi-year Projection**  
**As of Mar FY2024**

	<b>Year 1</b>	<b>Year 2</b>	<b>Year 3</b>	<b>Year 4</b>	<b>Assumptions</b>
	<b>2023-24</b>	<b>2024-25</b>	<b>2025-26</b>	<b>2026-27</b>	
8803 Annual Fundraising (School-wide)	44,800	-	44,800	-	
8804 School Culture Fundraising	1,932	1,932	1,932	1,932	
<b>SUBTOTAL - Fundraising and Grants</b>	<b>50,926</b>	<b>6,126</b>	<b>50,926</b>	<b>6,126</b>	
<b>TOTAL REVENUE</b>	<b>10,062,499</b>	<b>9,994,901</b>	<b>10,551,026</b>	<b>11,256,508</b>	

**Academy of Alameda Middle  
Multi-year Projection  
As of Mar FY2024**

	<b>Year 1 2023-24</b>	<b>Year 2 2024-25</b>	<b>Year 3 2025-26</b>	<b>Year 4 2026-27</b>	<b>Assumptions</b>
<b>EXPENSES</b>					
<b>Compensation &amp; Benefits</b>					
<b>Certificated Salaries</b>					
1100 Teachers Salaries	2,273,671	2,409,308	2,457,494	2,506,644	
1101 Teacher - Stipends	17,340	17,687	18,041	18,401	
1103 Teacher - Substitute Pay	86,847	86,017	87,737	89,492	
1148 Teacher - Special Ed	75,387	76,895	78,433	80,002	
1200 Certificated Pupil Support Salaries	44,115	44,997	45,897	46,815	
1201 Certificated Pupil Support - School Psychologist	191,235	195,060	198,961	202,940	
1202 Certificated Pupil Support - Counselor	158,748	161,923	165,161	168,464	
1203 Certificated Pupil Support Salaries - Custom 3	129,689	118,347	120,714	123,129	
1300 Certificated Supervisor & Administrator Salaries	722,920	741,841	760,679	780,055	
1950 Other Cert - Instructional Coaches	518,326	447,799	456,755	465,890	
<b>SUBTOTAL - Certificated Salaries</b>	<b>4,218,277</b>	<b>4,299,874</b>	<b>4,389,873</b>	<b>4,481,833</b>	
<b>Classified Salaries</b>					
2100 Classified Instructional Aide Salaries	774,913	807,345	823,492	839,962	
2201 Classified Support - Restorative Justice coordinator	221,678	129,028	131,608	134,241	
2202 Classified Support - School Culture Coordinator	161,489	177,754	181,309	184,935	
2300 Classified Supervisor & Administrator Salaries	242,654	216,933	221,272	225,697	
2400 Classified Clerical & Office Salaries	184,548	229,918	234,516	239,207	
2905 Other Classified - After School	406,344	504,558	514,649	524,942	
<b>SUBTOTAL - Classified Salaries</b>	<b>1,991,626</b>	<b>2,065,535</b>	<b>2,106,846</b>	<b>2,148,983</b>	
<b>Employee Benefits</b>					
3100 STRS	784,540	783,521	799,191	815,175	
3300 OASDI-Medicare-Alternative	218,394	230,144	234,606	239,160	
3400 Health & Welfare Benefits	716,000	821,425	846,068	871,450	
3500 Unemployment Insurance	131,529	125,171	125,171	125,171	
3600 Workers Comp Insurance	62,099	63,654	64,967	66,308	
3900 Other Employee Benefits	62,002	63,242	64,507	65,797	
<b>SUBTOTAL - Employee Benefits</b>	<b>1,974,564</b>	<b>2,087,156</b>	<b>2,134,509</b>	<b>2,183,060</b>	
<b>Books &amp; Supplies</b>					
4200 Books & Other Reference Materials	69,513	52,270	53,315	54,382	
4315 Custodial Supplies	8,000	8,160	8,323	8,490	
4320 Educational Software	64,140	61,322	62,548	63,799	
4325 Instructional Materials & Supplies	34,100	30,202	30,806	31,422	
4326 Art & Music Supplies	12,240	12,485	12,734	12,989	
4330 Office Supplies	15,000	15,300	15,606	15,918	
4335 PE Supplies	12,240	12,485	12,734	12,989	
4340 Professional Development Supplies	5,000	5,100	5,202	5,306	
4345 Non Instructional Student Materials & Supplies	13,000	13,260	13,525	13,796	
4350 Uniforms	104	106	108	110	

**Academy of Alameda Middle  
Multi-year Projection  
As of Mar FY2024**

	<b>Year 1 2023-24</b>	<b>Year 2 2024-25</b>	<b>Year 3 2025-26</b>	<b>Year 4 2026-27</b>	<b>Assumptions</b>
4351 Yearbook	8,160	8,323	8,490	8,659	
4352 Afterschool Supplies	20,400	20,808	21,224	21,649	
4353 Summerschool Supplies	10,000	10,200	10,404	10,612	
4354 Middle school Athletics	4,080	4,162	4,245	4,330	
4355 Org Culture supplies	9,000	9,180	9,364	9,551	
4360 Books and Supplies - Sped	2,500	2,550	2,601	2,653	
4410 Classroom Furniture, Equipment & Supplies	11,220	11,444	11,673	11,907	
4420 Computers: individual items less than \$5k	129,200	76,910	68,048	59,209	
4423 Additional Technology	9,180	9,364	9,551	9,742	
4430 Non Classroom Related Furniture, Equipment & Supplies	8,160	8,323	8,490	8,659	
4700 Food	15,300	15,606	15,918	16,236	
4720 Other Food	9,000	9,180	9,364	9,551	
<b>SUBTOTAL - Books and Supplies</b>	<b>469,537</b>	<b>396,740</b>	<b>394,275</b>	<b>391,960</b>	
<b>Services &amp; Other Operating Expenses</b>					
5210 Conference Fees	38,887	24,579	25,071	25,572	
5220 Travel and Lodging	21,420	10,710	10,924	11,143	
5305 Dues & Membership - Professional	9,091	9,273	9,458	9,647	
5310 Subscriptions	65,267	66,596	68,045	69,416	
5400 Insurance	103,553	105,625	107,737	109,892	
5510 Utilities - Gas and Electric	1,020	1,040	1,061	1,082	
5515 Janitorial, Gardening Services & Supplies	166,614	169,947	173,346	176,813	
5525 Utilities - Waste	41,180	42,004	42,844	43,701	
5605 Equipment Leases	22,800	23,256	23,721	24,196	
5611 Prop 39 Related Costs	198,732	202,706	206,760	210,896	District Technology costs + Utilities + Cleaning
5615 Repairs and Maintenance - Building	12,000	12,240	12,485	12,734	
5617 Repairs and Maintenance - Other Equipment	28,040	2,081	2,122	2,165	
5803 Accounting Fees	1,922	1,890	1,928	1,966	
5804 Internal Audit & Accounting support	18,987	19,335	19,689	20,051	
5805 Administrative Fees	1,618	1,651	1,684	1,717	
5809 Banking Fees	1,700	1,734	1,769	1,804	
5812 Business Services	200,000	200,000	200,000	200,000	
5815 Consultants - Instructional	23,310	9,040	9,221	9,405	
5818 Coaching	47,700	15,000	15,300	15,606	
5819 School Culture Initiatives	13,220	13,484	13,754	14,029	
5820 Consultants - Non Instructional - Custom 1	10,900	11,712	11,946	12,185	
5824 District Oversight Fees	214,087	234,692	248,038	272,873	Prior year (3% of LCFF)
5828 Translators	5,100	5,202	5,306	5,412	
5830 Field Trips Expenses	101,300	50,490	103,300	52,530	
5833 Fines and Penalties	204	208	212	216	
5834 Afterschool & Summer Services	12,216	12,460	12,709	12,963	
5836 Fingerprinting	8,000	8,160	8,323	8,490	
5839 Fundraising Expenses	3,512	3,582	3,654	3,727	
5845 Legal Fees	60,000	61,200	62,424	63,672	
5846 Loan and Financing Fees	255	260	265	271	
5848 Licenses and Other Fees	1,316	1,342	1,369	1,396	
5851 Marketing and Student Recruiting	192,628	193,881	197,708	201,612	

**Academy of Alameda Middle  
Multi-year Projection  
As of Mar FY2024**

	<b>Year 1</b>	<b>Year 2</b>	<b>Year 3</b>	<b>Year 4</b>	<b>Assumptions</b>
	<b>2023-24</b>	<b>2024-25</b>	<b>2025-26</b>	<b>2026-27</b>	
5857 Payroll Fees	(11,639)	(11,872)	(12,109)	(12,352)	
5860 Printing and Reproduction	7,140	7,283	7,428	7,577	
5861 Prior Yr Exp (not accrued	13,500	10,000	10,200	10,404	
5863 Professional Development	40,000	40,800	34,591	57,977	
5869 Special Education Contract Instructors	118,000	120,360	122,767	125,223	
5875 Staff Recruiting	17,486	17,836	18,192	18,556	
5880 Student Health Services	10,000	10,200	10,404	10,612	
5881 Student Information System	7,424	7,572	7,723	7,878	
5884 Substitutes	128,000	80,000	81,600	83,232	
5887 Technology Services	52,068	73,109	54,172	55,255	
5898 Bad Debt Expense	306	312	318	325	
5899 Miscellaneous Operating Expenses	2,000	2,040	2,081	2,122	
5915 Postage and Delivery	510	520	531	541	
5920 Communications - Telephone & Fax	102	104	106	108	
<b>SUBTOTAL - Services &amp; Other Operating Exp.</b>	<b>2,011,477</b>	<b>1,873,644</b>	<b>1,940,179</b>	<b>1,964,642</b>	
<b>Depreciation Expense</b>					
6900 Depreciation	13,923	10,258	10,258	10,256	
<b>SUBTOTAL - Depreciation Expense</b>	<b>13,923</b>	<b>10,258</b>	<b>10,258</b>	<b>10,256</b>	
<b>Other Outflows</b>					
<b>SUBTOTAL - Other Outflows</b>	<b>-</b>	<b>-</b>	<b>-</b>	<b>-</b>	
<b>TOTAL EXPENSES</b>	<b>10,679,403</b>	<b>10,733,207</b>	<b>10,975,940</b>	<b>11,180,734</b>	