



Cle Elum-Roslyn School District

September 8th 2025 Work Session

Date and Time

Monday September 8, 2025 at 6:00 PM PDT

Location

District Central Office
4244 Bullfrog Rd
Cle Elum, WA 98922

Agenda

I. Opening Items

A. Call the Meeting to Order

Pledge of Allegiance

B. Open Meeting

- Excuse Board Member Absence
- Addition or Deletion to Agenda
- Adopt Agenda

II. SUPERINTENDENT REPORT

- Enrollment Updates

III. WORK SESSION

- A.** Master Facilities Planning
- B.** CTE Workforce
- C.** Bus Loop

IV. Board Comments

V. Closing Items

- A.** Adjourn Meeting

Coversheet

CTE Workforce

Section: III. WORK SESSION

Item: B. CTE Workforce

Purpose:

Submitted by:

Related Material: Job_Posting_Analytics_Kittitas_County_WA_82481991d6d78064.pdf
Economy_Overview_Kittitas_County_WA_bbab577c9754ef66.pdf

Job Posting Analytics

Lightcast Q3 2025 Data Set

August 2025



Washington

Parameters

Select Timeframe: Aug 2024 - Jul 2025

Select Timeframe: Last 14 Days

Regions:

Code	Description
53037	Ki tas County, WA

Minimum Experience Required: Any

Education Level: Any

Min Education Level: Any

Job Type: Include Internships

Posting Type: Newly Posted

Job Postings Overview

3,571

Unique Postings
7,910 Total Postings

465

Employers Competing
465 Total Employers

30 Days

Median Posting Duration
Regional Average: 30 Days

2 : 1

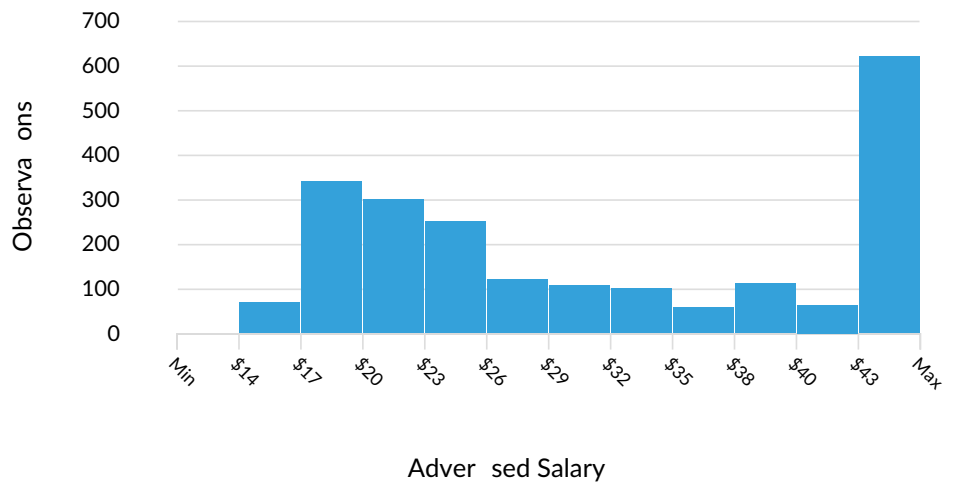
Posting Intensity
Regional Average: 2 : 1

Advertised Salary

There are 2,135 advertised salary observations (60% of the 3,571 matching postings).

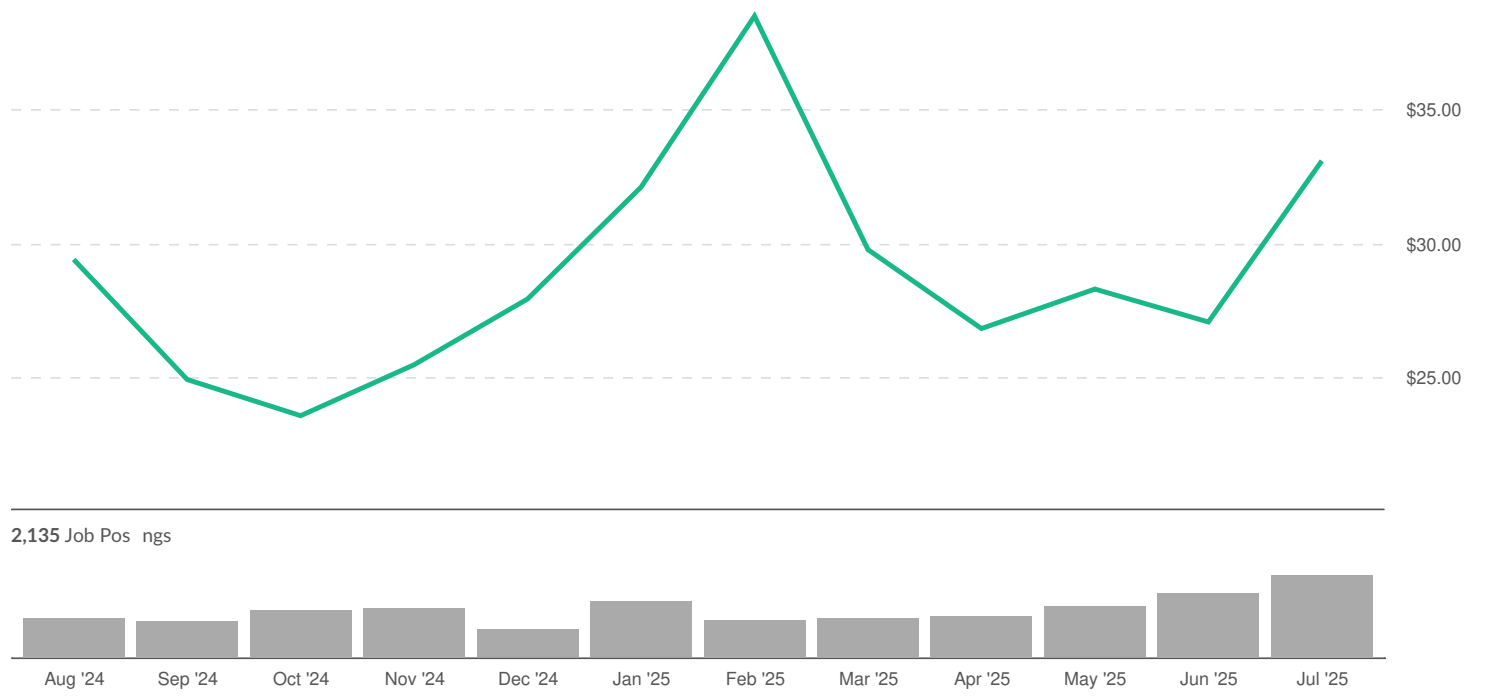
\$28.31/hr

Median Advertised Salary

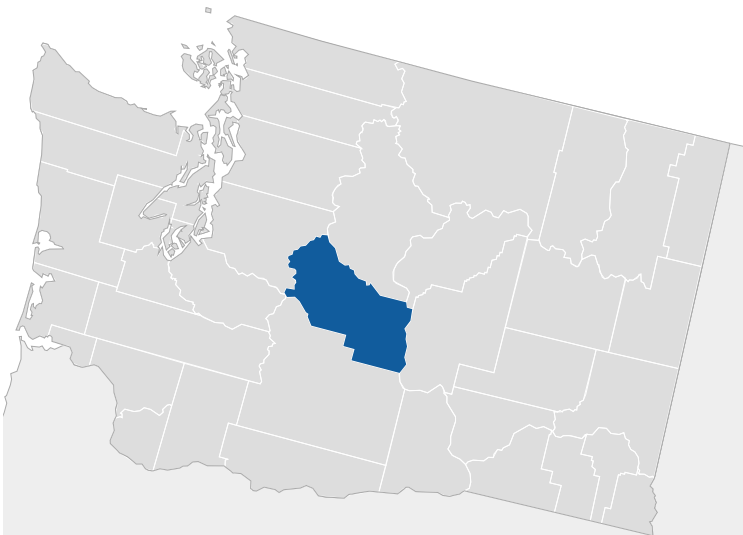


Advertised Salary Trend

▲ 12.6% Aug 2024 – Jul 2025
\$28.31 Median

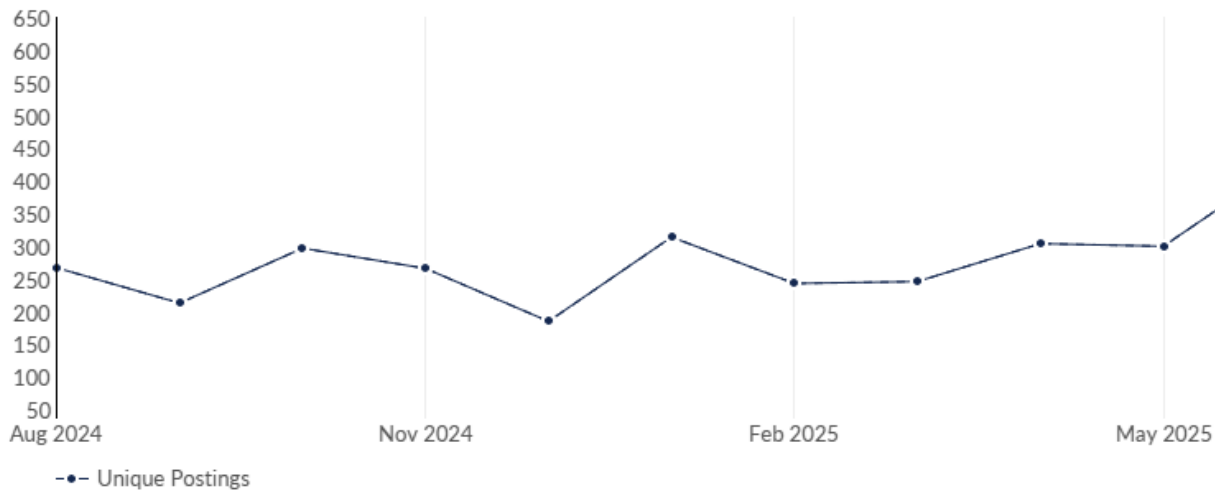


Job Postings Regional Breakdown



County	Unique Postings (Aug 2024 - Jul 2025)
Kittitas County, WA	3,571

Unique Postings Trend



Month	Unique Postings	Posting Intensity
Jul 2025	508	2 : 1
Jun 2025	428	3 : 1
May 2025	300	2 : 1
Apr 2025	304	2 : 1
Mar 2025	246	2 : 1
Feb 2025	243	2 : 1
Jan 2025	314	2 : 1
Dec 2024	185	2 : 1
Nov 2024	266	3 : 1
Oct 2024	297	2 : 1
Sep 2024	213	2 : 1
Aug 2024	267	2 : 1

Education Breakdown

Education Level	Unique Postings	% of Total
No Education Listed	2,394	67%
High school or GED	535	15%
Associate's degree	191	5%
Bachelor's degree	469	13%
Master's degree	181	5%
Ph.D. or professional degree	107	3%











Minimum Education Breakdown

Minimum Education Level	Unique Postings (minimum)	Unique Postings (max advertised)	% of Total (minimum)
High school or GED	535	0	15%
Associate's degree	148	31	4%
Bachelor's degree	372	90	10%
Master's degree	79	78	2%
Ph.D. or professional degree	43	64	1%











Experience Breakdown

Minimum Experience	Unique Postings	% of Total
No Experience Listed	2,527	71%
0 - 1 Years	410	11%
2 - 3 Years	425	12%
4 - 6 Years	142	4%
7 - 9 Years	36	1%
10+ Years	31	1%











Top Companies Posting

	Total/Unique (Aug 2024 - Jul 2025)	Posting Intensity	Median Posting Duration
Central Washington University	483 / 218	2 : 1 	36 days
Kittitas Valley Healthcare	329 / 194	2 : 1 	23 days
Consolidated Communications Enterprise Services	219 / 97	2 : 1 	18 days
Kroger	358 / 95	4 : 1 	35 days
MD Staff	297 / 94	3 : 1 	31 days
Albertsons	139 / 84	2 : 1 	25 days
State of Washington	160 / 78	2 : 1 	23 days
Boyne Resorts	84 / 68	1 : 1 	23 days
The Summit Snoqualmie	68 / 57	1 : 1 	29 days
CompHealth	88 / 56	2 : 1 	18 days








Top Cities Posting

City	Total/Unique (Aug 2024 - Jul 2025)	Posting Intensity	Median Posting Duration
Ellensburg, WA	6,491 / 2,677	2 : 1 	28 days
Cle Elum, WA	660 / 382	2 : 1 	31 days
Snoqualmie Pass, WA	247 / 200	1 : 1 	29 days
Kittitas, WA	208 / 158	1 : 1 	33 days
Roslyn, WA	75 / 55	1 : 1 	33 days
Thorp, WA	86 / 29	3 : 1 	17 days
Thrall, WA	30 / 15	2 : 1 	49 days
Easton, WA	18 / 13	1 : 1 	33 days
South Cle Elum, WA	13 / 10	1 : 1 	33 days
Ronald, WA	10 / 7	1 : 1 	31 days

Top Posted Occupations

	Total/Unique (Aug 2024 - Jul 2025)	Posting Intensity	Median Posting Duration
Registered Nurses	1,284 / 379	3 : 1 	18 days
Retail Salespersons	265 / 111	2 : 1 	32 days
Physical Therapists	186 / 92	2 : 1 	17 days
Cashiers	234 / 80	3 : 1 	28 days
Fast Food and Counter Workers	145 / 78	2 : 1 	28 days
Heavy and Tractor-Trailer Truck Drivers	136 / 73	2 : 1 	30 days
Home Health and Personal Care Aides	176 / 58	3 : 1 	23 days
Maintenance and Repair Workers, General	96 / 50	2 : 1 	33 days
Stockers and Order Fillers	121 / 49	2 : 1 	27 days
Coaches and Scouts	61 / 47	1 : 1 	34 days

Top Posted Occupations

Occupation (O*NET)	Total/Unique (Aug 2024 - Jul 2025)	Posting Intensity	Median Posting Duration
Registered Nurses	1,083 / 325	3 : 1 	18 days
Retail Salespersons	265 / 111	2 : 1 	32 days
Physical Therapists	186 / 92	2 : 1 	17 days
Cashiers	234 / 80	3 : 1 	28 days
Heavy and Tractor-Trailer Truck Drivers	136 / 73	2 : 1 	30 days
Critical Care Nurses	201 / 54	4 : 1 	17 days
Personal Care Aides	161 / 50	3 : 1 	23 days
Maintenance and Repair Workers, General	96 / 50	2 : 1 	33 days
Stockers and Order Fillers	121 / 49	2 : 1 	27 days
Coaches and Scouts	61 / 47	1 : 1 	34 days
First-Line Supervisors of Retail Sales Workers	83 / 46	2 : 1 	34 days
Baristas	76 / 42	2 : 1 	28 days
Speech-Language Pathologists	101 / 41	2 : 1 	33 days
Family Medicine Physicians	86 / 40	2 : 1 	31 days
Food Service Managers	57 / 39	1 : 1 	21 days
Janitors and Cleaners, Except Maids and Housekeeping Cleaners	85 / 39	2 : 1 	33 days
Occupational Therapists	106 / 38	3 : 1 	17 days
Pharmacy Technicians	78 / 38	2 : 1 	33 days
Customer Service Representatives	98 / 37	3 : 1 	33 days
Fast Food and Counter Workers	69 / 36	2 : 1 	26 days
First-Line Supervisors of Food Preparation and Serving Workers	62 / 32	2 : 1 	37 days
Nursing Assistants	84 / 31	3 : 1 	32 days
Secretaries and Administrative Assistants, Except Legal, Medical, and Executive	58 / 31	2 : 1 	32 days
Medical and Health Services Managers	47 / 30	2 : 1 	23 days











Maids and Housekeeping Cleaners	54 / 30	2 : 1		31 days
Carpenters	59 / 30	2 : 1		36 days
Operating Engineers and Other Construction Equipment Operators	80 / 30	3 : 1		32 days
Obstetricians and Gynecologists	69 / 29	2 : 1		32 days
Food Preparation Workers	86 / 29	3 : 1		32 days
Driver/Sales Workers	124 / 29	4 : 1		36 days
Merchandise Displayers and Window Trimmers	58 / 28	2 : 1		45 days
Construction Laborers	67 / 28	2 : 1		32 days
Licensed Practical and Licensed Vocational Nurses	63 / 27	2 : 1		17 days
Respiratory Therapists	46 / 25	2 : 1		22 days
Patient Representatives	50 / 25	2 : 1		17 days
Security Guards	35 / 25	1 : 1		24 days
Cooks, Restaurant	39 / 23	2 : 1		28 days
Nurse Practitioners	38 / 22	2 : 1		28 days
Sales Representatives, Wholesale and Manufacturing, Except Technical and Scientific Products	65 / 22	3 : 1		30 days
First-Line Supervisors of Office and Administrative Support Workers	39 / 22	2 : 1		20 days
Laborers and Freight, Stock, and Material Movers, Hand	31 / 22	1 : 1		17 days
Sales Managers	61 / 21	3 : 1		30 days
General and Operations Managers	35 / 20	2 : 1		18 days
Project Management Specialists	43 / 20	2 : 1		22 days
Accountants and Auditors	52 / 20	3 : 1		34 days
Pediatricians, General	46 / 20	2 : 1		18 days
Physicians, All Other	58 / 20	3 : 1		31 days
Bakers	53 / 20	3 : 1		25 days
Education Administrators, Postsecondary	44 / 19	2 : 1		30 days
Automotive Service Technicians and Mechanics	64 / 19	3 : 1		25 days

Top Posted Occupations











Occupation	Total/Unique (Aug 2024 - Jul 2025)	Posting Intensity	Median Posting Duration
Registered Nurse	1,270 / 370	3 : 1 	18 days
Physician	452 / 182	2 : 1 	31 days
Retail Sales Associate	274 / 121	2 : 1 	32 days
Physical Therapist	186 / 92	2 : 1 	17 days
Tractor-Trailer Truck Driver	136 / 73	2 : 1 	30 days
Cashier	221 / 67	3 : 1 	28 days
Caregiver / Personal Care Aide	161 / 50	3 : 1 	23 days
Stocking Clerk	121 / 49	2 : 1 	27 days
Coach	61 / 47	1 : 1 	34 days
Retail Store Manager / Supervisor	80 / 45	2 : 1 	34 days
Fast Food / Counter Worker	94 / 44	2 : 1 	28 days
Barista	76 / 42	2 : 1 	28 days
Speech Language Pathologist	101 / 41	2 : 1 	33 days
Restaurant / Food Service Manager	57 / 39	1 : 1 	21 days
Janitor / Cleaner	85 / 39	2 : 1 	33 days
Occupational Therapist	106 / 38	3 : 1 	17 days
Pharmacy Technician	78 / 38	2 : 1 	33 days
Customer Service Representative	98 / 37	3 : 1 	33 days
Sales Representative	94 / 36	3 : 1 	41 days
Cook	49 / 33	1 : 1 	29 days
Restaurant / Food Service Supervisor	62 / 32	2 : 1 	37 days
Office / Administrative Assistant	58 / 31	2 : 1 	32 days
Building and General Maintenance Technician	64 / 31	2 : 1 	34 days
Operating Engineer / Heavy Equipment Operator	80 / 30	3 : 1 	32 days
Carpenter	59 / 30	2 : 1 	36 days

Maid / Housekeeping Staff	54 / 30	2 : 1		31 days
Security Officer	39 / 29	1 : 1		24 days
Construction Helper / Worker	67 / 28	2 : 1		32 days
Merchandiser	58 / 28	2 : 1		45 days
Licensed Practical / Vocational Nurse	63 / 27	2 : 1		17 days
Sales Delivery Driver	105 / 26	4 : 1		37 days
Respiratory Therapist	46 / 25	2 : 1		22 days
Registrar / Patient Service Representative	49 / 24	2 : 1		17 days
Nursing Assistant	62 / 23	3 : 1		32 days
Nurse Practitioner	38 / 22	2 : 1		28 days
Kitchen Staff	61 / 21	3 : 1		32 days
Project Manager	43 / 20	2 : 1		22 days
Accountant	52 / 20	3 : 1		34 days
Baker	53 / 20	3 : 1		25 days
Automotive Service Technician / Mechanic	65 / 20	3 : 1		25 days
Business Development / Sales Manager	60 / 20	3 : 1		37 days
Higher Education Administrator	44 / 19	2 : 1		30 days
Healthcare Administrator	26 / 19	1 : 1		23 days
Field Service Technician	32 / 19	2 : 1		17 days
Construction Manager	25 / 18	1 : 1		33 days
Waiter / Waitress	23 / 18	1 : 1		31 days
Diesel Mechanic	46 / 18	3 : 1		34 days
College Professor (Other)	41 / 17	2 : 1		46 days
Dietary Aide	48 / 17	3 : 1		44 days
Medical Assistant	19 / 17	1 : 1		23 days

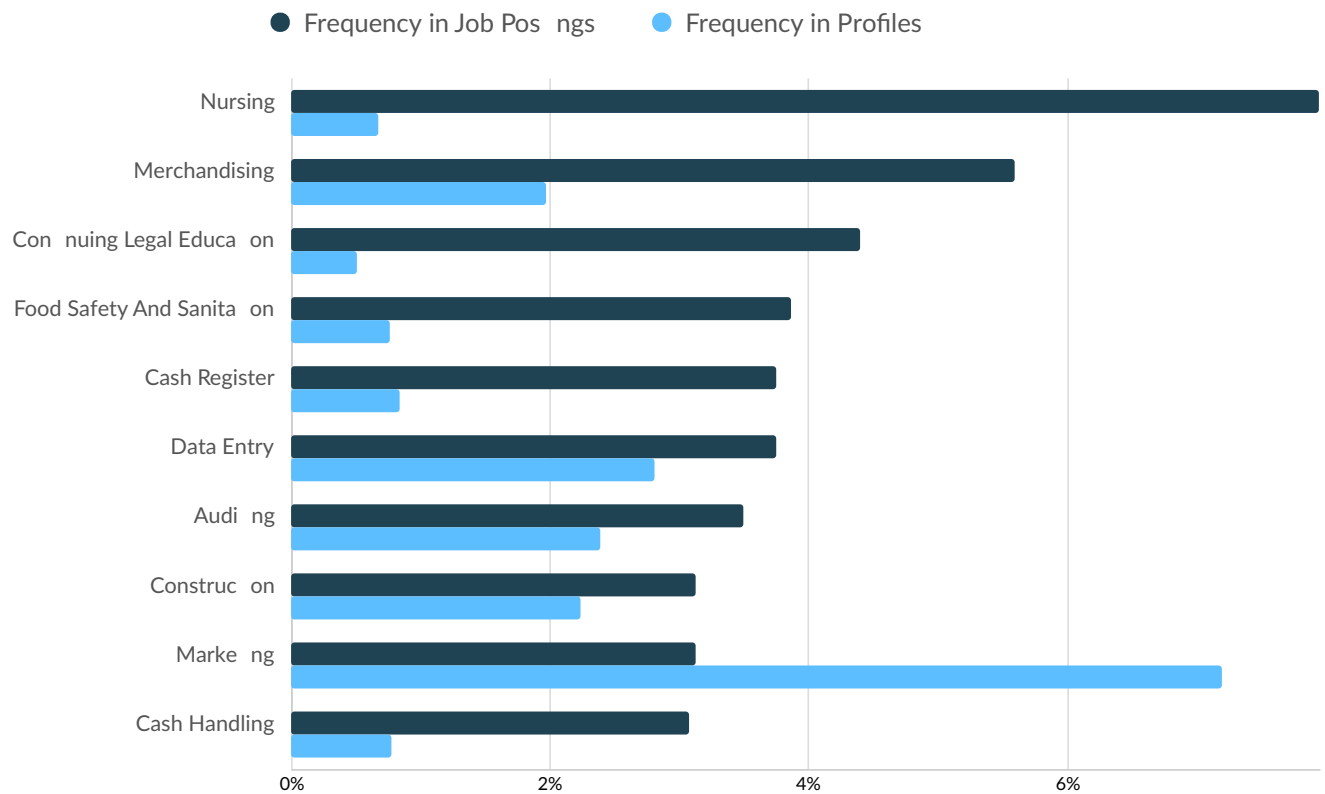
Top Posted Job Titles

	Total/Unique (Aug 2024 - Jul 2025)	Posting Intensity	Median Posting Duration
Travel Physical Therapists	102 / 54	2 : 1 	17 days
Labor and Delivery Registered Nurses	289 / 42	7 : 1 	17 days
Baristas	66 / 36	2 : 1 	28 days
Travel Registered Nurses	107 / 29	4 : 1 	17 days
Pharmacy Technicians	33 / 26	1 : 1 	33 days
Cashiers	117 / 26	5 : 1 	34 days
Travel Occupational Therapists	55 / 20	3 : 1 	33 days
Emergency Department Travel Registered Nurses	96 / 19	5 : 1 	17 days
Emergency Room Registered Nurses	59 / 18	3 : 1 	25 days
Emergency Room Travel Registered Nurses	40 / 18	2 : 1 	17 days

Top Industries

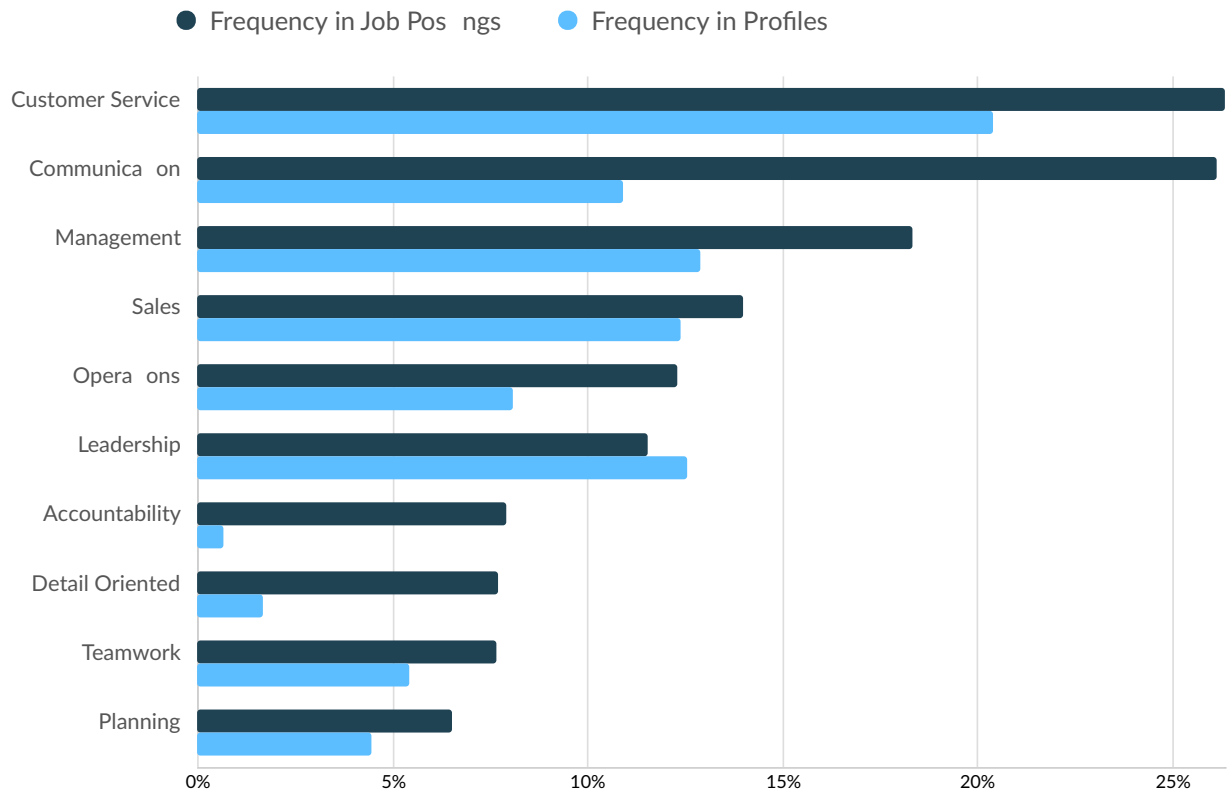
	Total/Unique (Aug 2024 - Jul 2025)	Posting Intensity	Median Posting Duration
Unclassified Industry	1,696 / 870	2 : 1 	31 days
Employment Placement Agencies	1,074 / 410	3 : 1 	21 days
Supermarkets and Other Grocery (except Convenience) Stores	566 / 232	2 : 1 	30 days
Colleges, Universities, and Professional Schools	483 / 218	2 : 1 	36 days
Temporary Help Services	604 / 198	3 : 1 	21 days
Hotels (except Casino Hotels) and Motels	161 / 129	1 : 1 	23 days
Other General Government Support	251 / 126	2 : 1 	32 days
Telecommunications Resellers	258 / 104	2 : 1 	18 days
Commercial and Institutional Building Construction	266 / 81	3 : 1 	40 days
Limited-Service Restaurants	134 / 72	2 : 1 	16 days

Top Specialized Skills



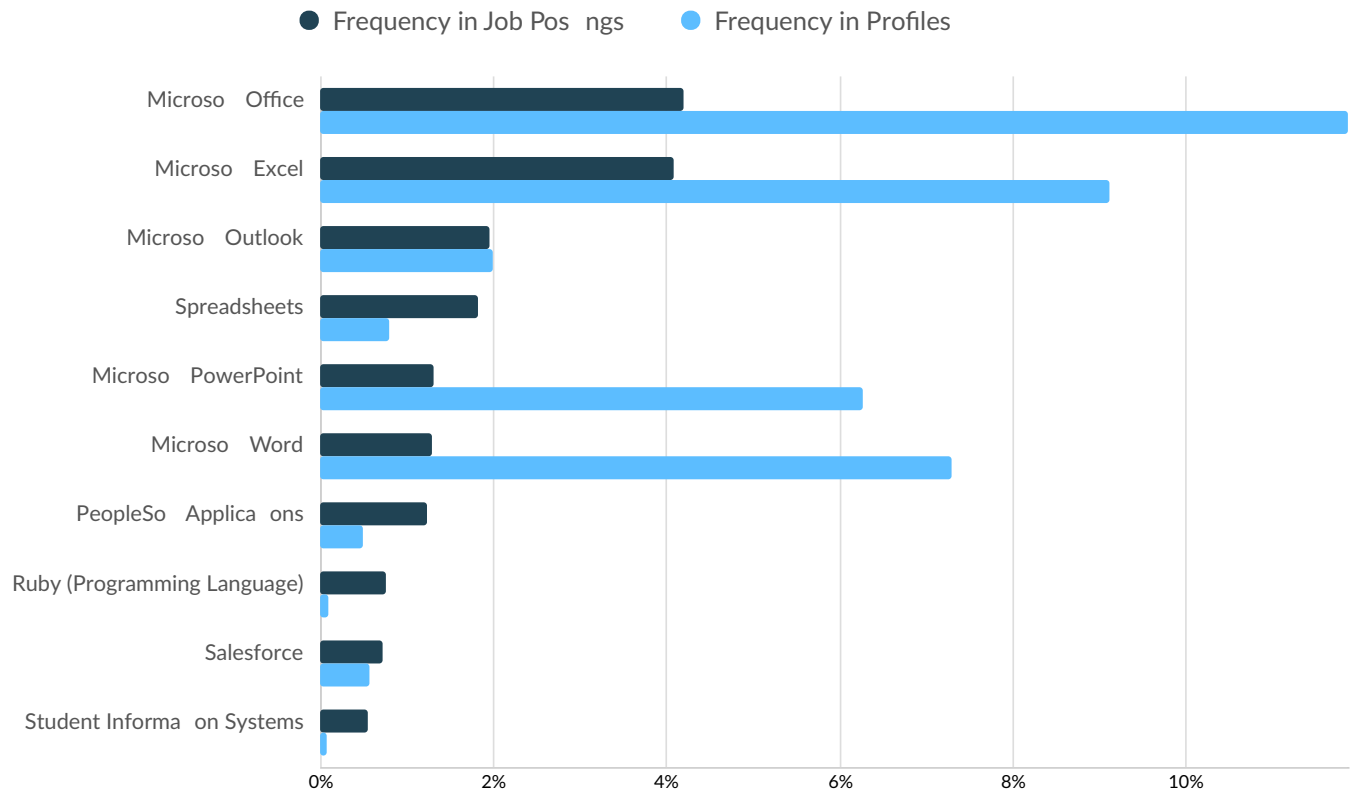
	Postings	% of Total Postings	Profiles	% of Total Profiles	Projected Skill Growth	Skill Growth Relative to Market
Nursing	284	8%	94	1%	+20.1%	Rapidly Growing
Merchandising	200	6%	276	2%	+15.0%	Growing
Continuing Legal Education	157	4%	71	1%	-1.6%	Lagging
Food Safety And Sanitation	138	4%	107	1%	+11.7%	Growing
Cash Register	134	4%	118	1%	+21.4%	Rapidly Growing
Data Entry	134	4%	395	3%	+2.6%	Lagging
Auditing	125	4%	335	2%	+21.8%	Rapidly Growing
Construction	112	3%	314	2%	+10.5%	Growing
Marketing	112	3%	1,009	7%	+23.0%	Rapidly Growing
Cash Handling	110	3%	109	1%	+8.9%	Growing

Top Common Skills



	Postings	% of Total Postings	Profiles	% of Total Profiles	Projected Skill Growth	Skill Growth Relative to Market
Customer Service	941	26%	2,862	20%	+5.2%	Stable
Communication	934	26%	1,531	11%	+3.6%	Lagging
Management	655	18%	1,806	13%	+5.3%	Stable
Sales	500	14%	1,739	12%	+7.8%	Stable
Operations	439	12%	1,136	8%	+8.1%	Stable
Leadership	413	12%	1,763	13%	+8.5%	Stable
Accountability	283	8%	93	1%	+18.7%	Growing
Detail Oriented	276	8%	238	2%	+7.1%	Stable
Teamwork	274	8%	765	5%	+16.5%	Growing
Planning	233	7%	625	4%	+10.9%	Growing

Top Software Skills



	Postings	% of Total Postings	Profiles	% of Total Profiles	Projected Skill Growth	Skill Growth Relative to Market
Microsoft Office	150	4%	1,665	12%	+18.5%	Growing
Microsoft Excel	146	4%	1,280	9%	+17.7%	Growing
Microsoft Outlook	70	2%	280	2%	+25.0%	Rapidly Growing
Spreadsheets	65	2%	111	1%	+22.2%	Rapidly Growing
Microsoft PowerPoint	47	1%	879	6%	+26.1%	Rapidly Growing
Microsoft Word	46	1%	1,023	7%	+7.2%	Stable
PeopleSoft Applications	44	1%	68	0%	+16.7%	Growing
Ruby (Programming Language)	27	1%	14	0%	+24.3%	Rapidly Growing
Salesforce	26	1%	81	1%	+24.7%	Rapidly Growing
Student Information Systems	20	1%	11	0%	+10.8%	Growing

Top Qualifications

Postings with Qualification	
Valid Driver's License	448
Registered Nurse (RN)	283
Cardiopulmonary Resuscitation (CPR) Certification	153
Basic Life Support (BLS) Certification	120
First Aid Certification	118
Food Handler's Card	91
Advanced Cardiovascular Life Support (ACLS) Certification	69
Certified Nursing Assistant (CNA)	57
Licensed Practical Nurse (LPN)	55
Pediatric Advanced Life Support (PALS)	54

Appendix A

Top Posting Sources

Website	Postings on Website (Aug 2024 - Jul 2025)
indeed.com	681
dejobs.org	651
disabledperson.com	284
craigslist.org	278
yakimarecruiter.com	259
oraclecloud.com	228
pascorecruiter.com	217
richlandrecruiter.com	199
smartrecruiters.com	198
jobit.com	190
gr8jobs.net	152
kennewickrecruiter.com	152
higherredjobs.com	150
kentrecruiter.com	92
worksourcewa.com	91
healthjobsna onwide.com	88
schoolspring.com	81
boyneresorts.com	69
governmentjobs.com	66
diversityjobs.com	52
icims.com	41
myworkdayjobs.com	40
careerarc.com	34
healthcareers.com	31
starbucks.com	30

Emergency Care Technicians — Kittas Valley Healthcare in Ellensburg, WA (Jul 202...

Patient Care Technician - Emergency Services - Per Diem

Link to Live Job Posting: jobs.smartrecruiters.com

Location: Ellensburg, WA

O*NET: 29-2099.00

Company: Kittas Valley Healthcare

Job Title: Emergency Care Technicians

Company Description KVH is an integrated healthcare delivery system that includes 24-hour emergency care, inpatient, and outpatient hospital services through KVH Hospital. Clinics and services provided include family medicine, internal medicine, a geriatric nurse practitioner program, home health and hospice, physical therapy, orthopedics, general surgery, pediatrics, women's health, and urgent care.

Kittas Valley Healthcare expects all employees to uphold our Vision & Mission. The KVH Vision, Mission & Guiding Principles can be found at <http://www.kvhealthcare.org/mission-and-vision>.

KVH puts 'employee care' high on the priority list, with health benefits like low cost medical, dental, and vision insurance and a robust employee wellness program. KVH offers company contribution toward your choice of medical, dental, and vision insurance coverage, including coverage available for spouses/ domestic partners, and dependent children. KVH believes that continuing education is critical to our mission and vision. We have implemented many educational programs such as the Medical Assistant Apprenticeship program and certification pay to encourage continuing education. We want our employees to know they are valued. One of the ways we show this is by quickly vesting employees, making them pension eligible after just one year of part-time status. To view more details about the comprehensive benefits package we offer to eligible employees visit our website -Benefits - KV Healthcare www.kvhealthcare.org

Job Description The Patient Care Technician, a supervised orientation, is responsible to a RN and/or another licensed professional. He/she delivers patient care within their scope of practice, in addition to routine certified nursing assistant and/or unit secretary duties, is trained to do basic rhythm interpretation, to use specialty equipment, and to assist in procedures. The Patient Care Technician delivers care within their scope of practice under the direction of an RN and/or another licensed professional.

Qualifications What is required...Basic Nursing Assistant class; current Washington State NAC license; Current CPR card (maintenance required); Basic Cardiac Rhythm Interpretation Training (must attend training within 6 months of hire) What is preferred...Six months experience as an

NAC Additional Information Wage:

Wage range starts at \$19.80/hour and goes up to \$31.85/hour. Actual wage will be based on years' of applicable experience.

FTE:

Per Diem Shift:

Variable Benefits:

This position is not benefits eligible

Travel Registered Nurses — Titan Medical in Ellensburg, WA (Jul 2025 - Active)

Travel Nurse RN OR (821946)	
Link to Live Job Posting: www.tanmed.com	
Location: Ellensburg, WA	O*NET: 29-1141.00
Company: Titan Medical	Job Title: Travel Registered Nurses
<p>Travel Nurse RN•OR</p> <p>Weekly Gross Pay:</p> <p>\$2718•\$2918</p> <p>Location:</p> <p>Ellensburg, WA, United StatesStart date: 08-11-2025Assignment length: 12 Weeks weeksMinimum years of experience: 2•previous travel experience is not requiredJob type: Traveler</p> <p>Shift:</p> <p>Day (4x10)</p> <p>Certifications:</p> <p>ACLS/BCLS/BLS</p> <p>Titan Medical is looking for travelers to fill a Travel OR position for a 12 week assignment in Ellensburg, WA! Call Titan for additional details. (866) 332-9600</p>	

Natural Resources Specialists — Lockheed Mar n in Ellensburg, WA (Jul 2025 - Ac ...

Natural Resource Specialist	
Link to Live Job Posting: www.indeed.com	
Location: Ellensburg, WA	O*NET: 11-9013.00
Company: Lockheed Mar n	Job Title: Natural Resources Specialists

Natural Resource Specialist Ellensburg, WA \$5,398

- \$7,254 a month
- Full-time \$5,398
- \$7,254 a month
- Full-time Public Auction and Federal Farm Programs Manager, Natural Resource Specialist 4 (NRS4) Work Hours and Partial Telework flexibility may be available and considered Relocation Compensation may be available and considered

Salary:

\$5,398.00

- \$7,254.

00 Monthly Want to join something GREAT and make a difference? The Department of Natural Resources (DNR) has an exciting opportunity within our Southeast Region as a Public Auction and Federal Farm Programs Manager, Natural Resource Specialist 4 (NRS4). This position plans and manages the state's public auctions in the Southeast Region and federal farm program involvement in the state. The program goals are to more widely market its lands through leases and increase revenues to trust beneficiaries, both through increased Public Auctions (PA) and by enhanced marketing using the lease marketing web tool, and by other means of marketing leases. The by-product will be increased revenue in the form of bonus bids and more competitive rental rates. The Department of Natural Resources (DNR) leases require good stewardship of our lessees who productively manage DNR's lands for grazing, dryland farming, and irrigated and special use leases. This position provides program management for federal farm programs. The state enrolls lands in farm programs when it is in the best interest of the trust (protecting land or soils, and/or generating revenue).

Responsibilities:

Manage and complete all public auctions and federal farm programs actions and duties associated with and related to leasing. Track and manage the Southeast Region's Leasing Program's unleased agricultural lands. Seek ways to improve the agency's marketing and outreach to create more interest in public auctions. Provide program management oversight and direction for state land eligibility in federal farm programs. Communicate with partners across multiple agencies and programs when problems arise and provide solutions to resolve issues.

Required Qualifications:

Bachelor's degree in Public Administration, Economics, Agriculture, or a related field, AND two years' experience in the related field; OR an equivalent combination of education and/or real-world experience. Experience managing information in an electronic database. Knowledge of state laws and rules for leasing processes. Organizational skills. Ability to meet deliverables on multiple projects with strict timelines. Written, verbal, and interpersonal communication skills and the ability to resolve conflicts, write effectively, and communicate with diverse groups of internal and external customers. Ability to work independently and as part of a team to develop and achieve department and project goals. Familiarity with RCWs and WACs. Familiarity with word processing, spreadsheet, presentation, and other professional software. Commitment to fostering and supporting an environment that honors diversity, equity, inclusion, and environmental justice practices.

Benefits:

401(k) 401(k) matching Dental insurance Employee assistance program Flexible schedule Flexible spending account Health insurance Health savings account Life insurance Paid time off Parental leave Professional development assistance Relocation assistance Retirement plan Tuition reimbursement Vision insurance

Work Location:

In person

Operating Room Nurses – TRS Healthcare in Ellensburg, WA (Jul 2025 - Aug 2025)

? 15h Left: Travel Operating Room Nurse - \$2,653 per week	
Link to Live Job Posting: Posting is no longer active	
Location: Ellensburg, WA	O*NET: 29-1141.00
Company: TRS Healthcare	Job Title: Operating Room Nurses

Job Description:

TRS Healthcare is seeking a travel nurse RN OR

- Operating Room for a travel nursing job in Ellensburg, Washington. Job Description & Requirements

-

Specialty:

OR

- Operating Room

-

Discipline:

RN

- Start Date:

08/11/2025

- Duration:

12 weeks

- 40 hours per week

- Shift:

10 hours, days

-

Employment Type:

Travel TRS Healthcare Job ID. Pay package is based on 10 hour shifts and 40 hours per week (subject to confirmation) with tax-free stipend amount to be determined.

Posted job title:

OR

- Operating Room Registered Nurse About TRS Healthcare TRS Healthcare has been a leader in the healthcare staffing industry for over 25 years, providing exceptional career opportunities for travel nurses and allied health professionals.

An RN-founded, woman-owned company, TRS Healthcare has team members in all 50 states. We recruit and support registered nurses, licensed practical nurses, surgical technicians, respiratory therapists, imaging technologists, laboratory specialists, and other experienced nursing and allied healthcare professionals. We staff hundreds of healthcare facilities across the U.S. in urban, rural, and underserved areas, including multi-state hospital systems, critical access hospitals, rural community hospitals, long-term care facilities, trauma centers, standalone clinics, and more. Learn more about TRS Healthcare at [trshealthcare.com](https://www.trshealthcare.com).

Appendix C - Data Sources and Calculations

Lightcast Job Postings

Job postings are collected from various sources and processed/enriched to provide information such as standardized company name, occupation, skills, and geography.



Kittitas County, WA



Washington



Contents

Report Parameters 1

Economy Overview 2

Unemployment by Demographics 4

Historic & Projected Trends 8

Population Characteristics 12

Inbound and Outbound Migration 14

Industry Characteristics 16

Business Characteristics 21

Workforce Characteristics 23

Educational Pipeline 29

In-Demand Skills 30



Report Parameters

1 County

53037 Kittitas County, WA

Class of Worker

QCEW Employees, Non-QCEW Employees, and Self-Employed

The information in this report pertains to the chosen geographical area.

Economy Overview

45,454

Population (2024)

Population decreased by 2,402 over the last 5 years and is projected to decrease by 382 over the next 5 years.

19,380

Total Regional Employment

Jobs grew by 1,348 over the last 5 years and are projected to grow by 1,927 over the next 5 years.

\$69.9K

Median Household Income (2023)

Median household income is \$8.6K below the national median household income of \$78.5K.

Takeaways

- As of 2024 the region's population declined by 5.0% since 2019, falling by 2,402. Population is expected to decrease by 0.8% between 2024 and 2029, losing 382.
- From 2019 to 2024, jobs increased by 7.5% in Kittitas County, WA from 18,032 to 19,380. This change outpaced the national growth rate of 4.3% by 3.2%. As the number of jobs increased, the labor force participation rate increased from 57.5% to 58.3% between 2019 and 2024.
- Concerning educational attainment, 22.4% of Kittitas County, WA residents possess a Bachelor's Degree (0.9% above the national average), and 8.7% hold an Associate's Degree (0.1% below the national average).
- The top three industries in 2024 are Education and Hospitals (Local Government), Restaurants and Other Eating Places, and Education and Hospitals (State Government).

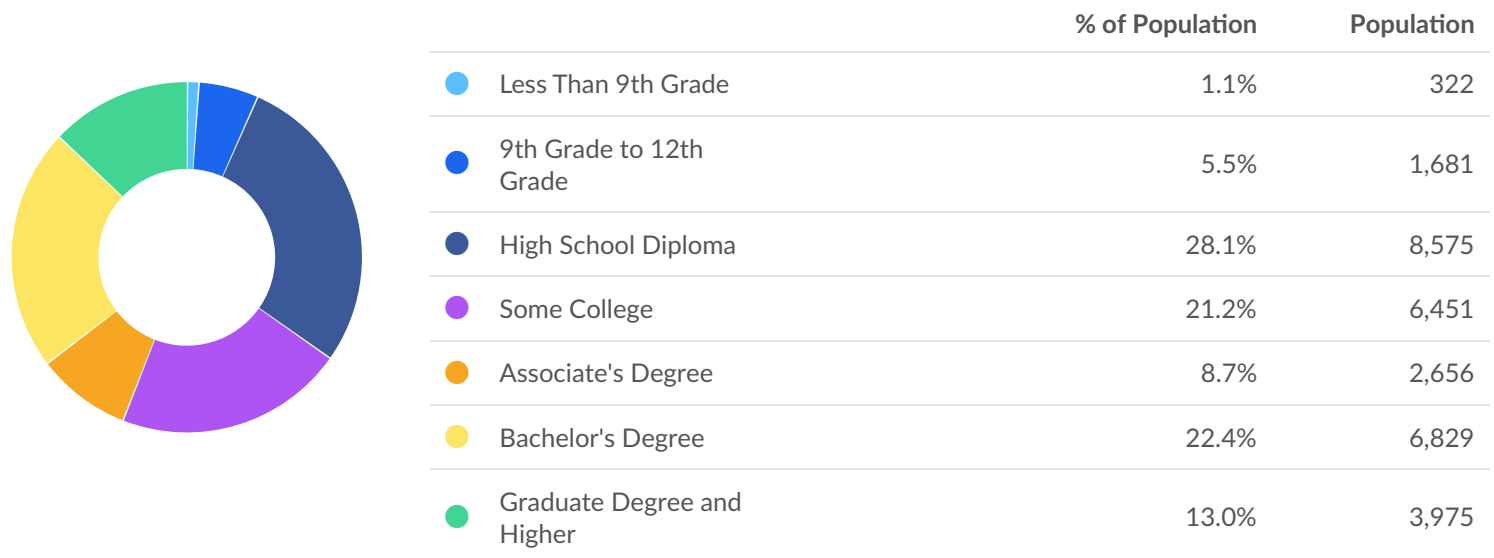
	Population (2025)	Labor Force (Jun 2025)	Jobs (2024)	Cost of Living	GRP	Imports	Exports
Region	45,359	21,948	19,380	112.9	\$2.49B	\$3.90B	\$2.88B
State	7,886,310	4,017,082	4,072,356	115.1	\$832.41B	\$569.25B	\$795.97B

Jun 2025 Labor Force Breakdown



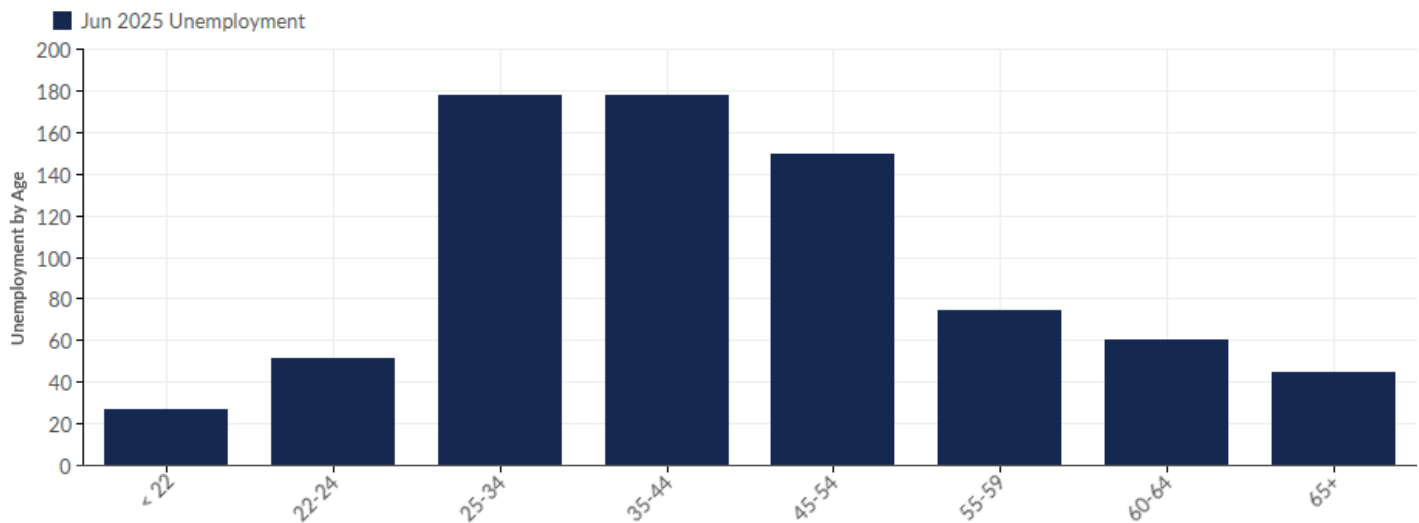
Educational Attainment

Concerning educational attainment, **22.4% of Kittitas County, WA residents possess a Bachelor's Degree** (0.9% above the national average), and **8.7% hold an Associate's Degree** (0.1% below the national average).



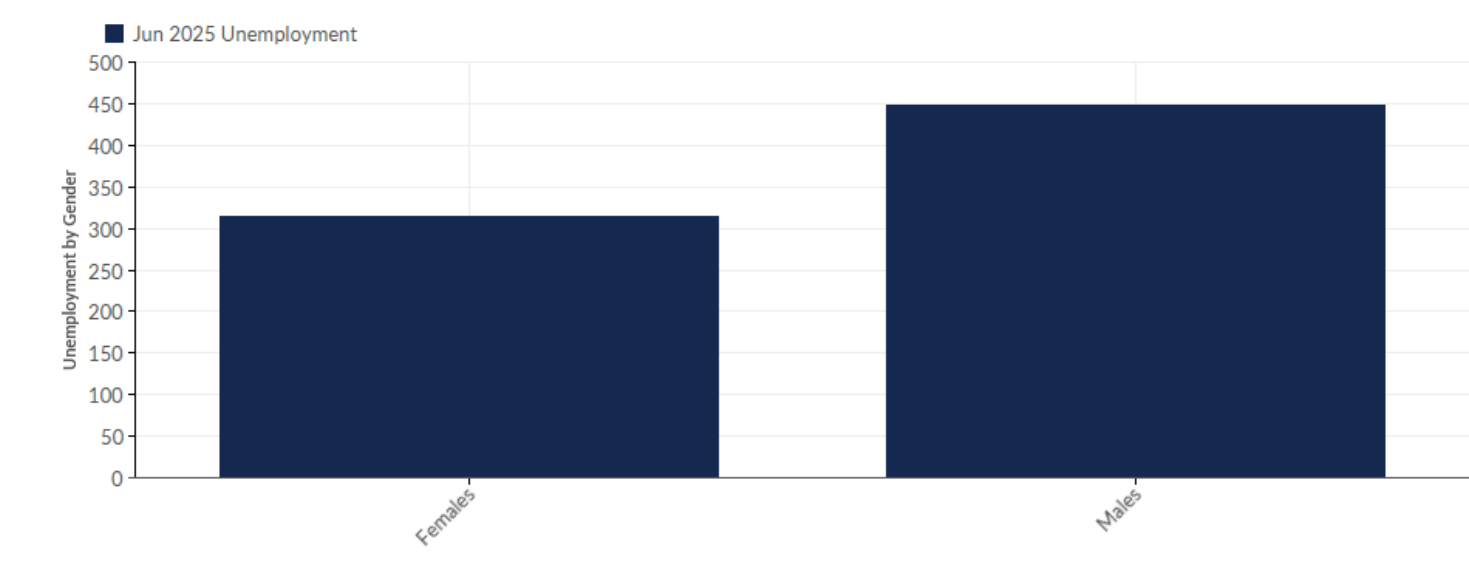
Unemployment by Demographics

Unemployment by Age



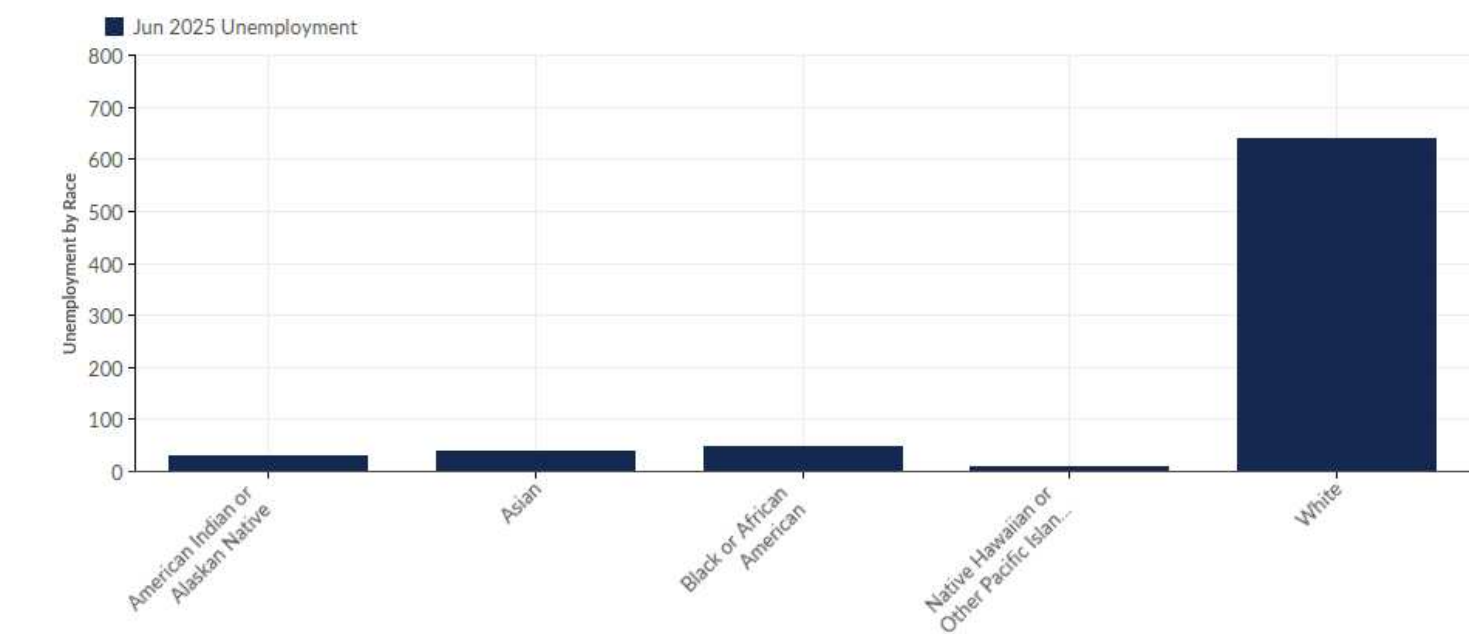
Age	Unemployment (Jun 2025)	% of Unemployed
< 22	27	3.54%
22-24	51	6.69%
25-34	178	23.36%
35-44	177	23.23%
45-54	149	19.55%
55-59	74	9.71%
60-64	60	7.87%
65+	45	5.91%
Total	762	100.00%

Unemployment by Gender



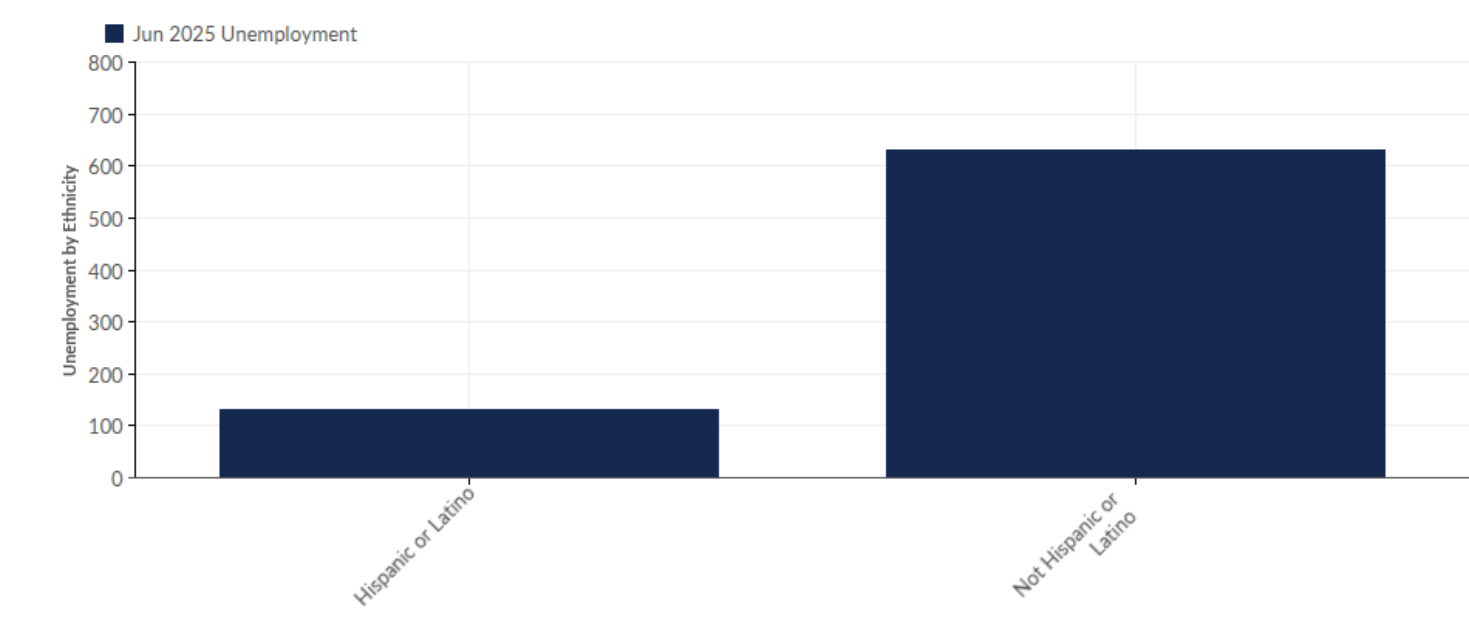
Gender	Unemployment (Jun 2025)	% of Unemployed
Females	315	41.34%
Males	447	58.66%
Total	762	100.00%

Unemployment by Race



Race	Unemployment (Jun 2025)	% of Unemployed
American Indian or Alaskan Native	30	3.94%
Asian	39	5.12%
Black or African American	46	6.04%
Native Hawaiian or Other Pacific Islander	7	0.92%
White	639	83.86%
Total	762	100.00%

Unemployment by Ethnicity

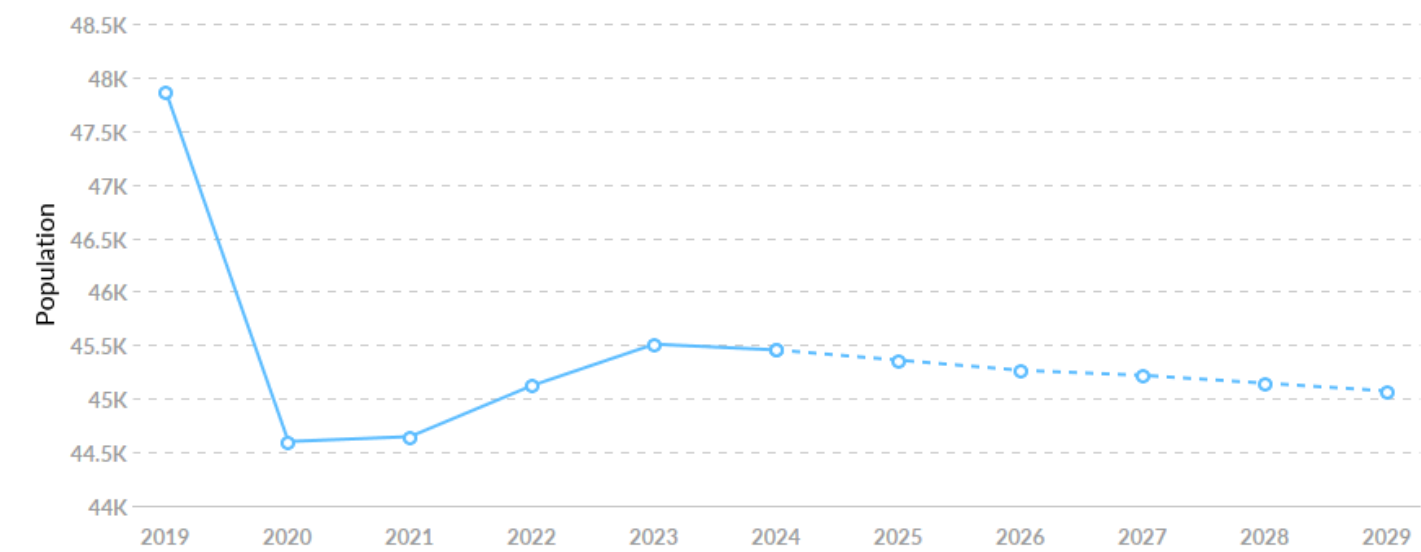


Ethnicity	Unemployment (Jun 2025)	% of Unemployed
Hispanic or Latino	131	17.19%
Not Hispanic or Latino	631	82.81%
Total	762	100.00%

Historic & Projected Trends

Population Trends

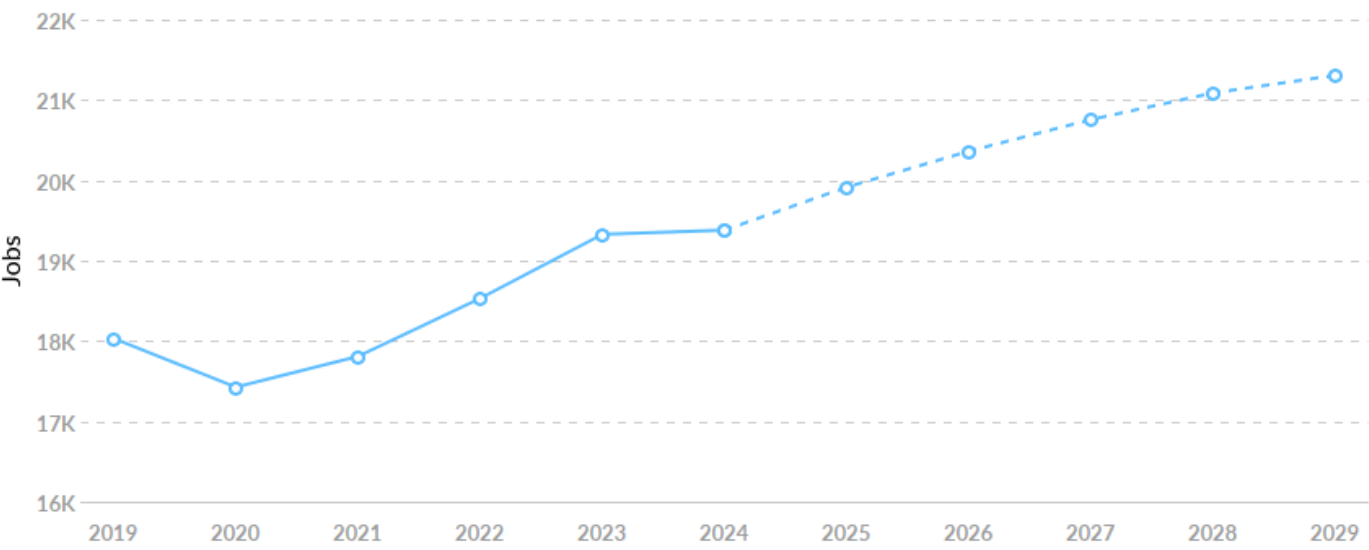
As of 2024 the region's population **declined by 5.0%** since 2019, falling by 2,402. Population is expected to **decrease by 0.8%** between 2024 and 2029, losing 382.



Timeframe	Population
2019	47,856
2020	44,599
2021	44,645
2022	45,122
2023	45,508
2024	45,454
2025	45,359
2026	45,264
2027	45,217
2028	45,144
2029	45,071

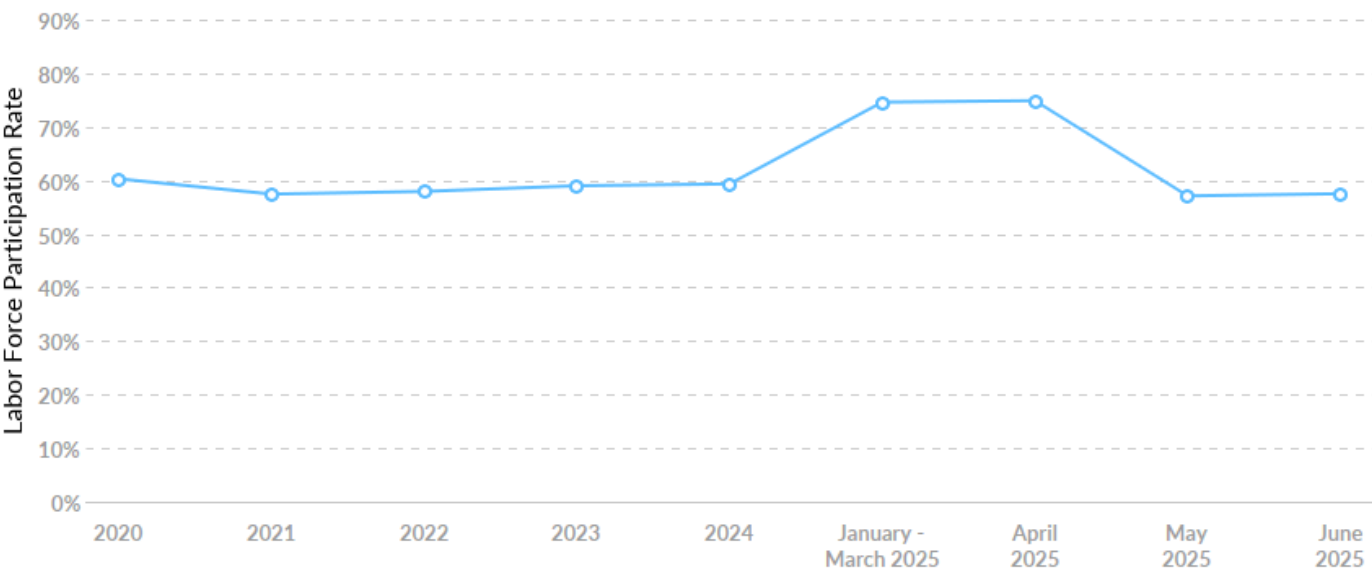
Job Trends

From 2019 to 2024, jobs **increased by 7.5%** in Kittitas County, WA from 18,032 to **19,380**. This change **outpaced the national growth rate of 4.3% by 3.2%**.



Timeframe	Jobs
2019	18,032
2020	17,426
2021	17,809
2022	18,531
2023	19,328
2024	19,380
2025	19,915
2026	20,363
2027	20,756
2028	21,088
2029	21,307

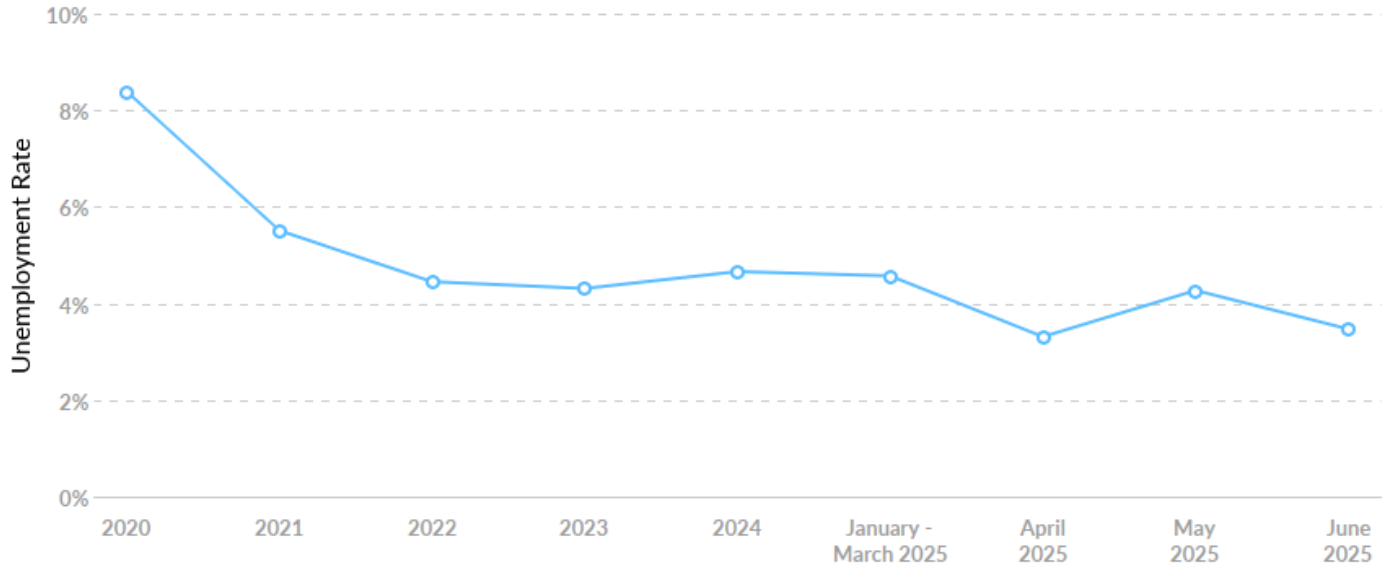
Labor Force Participation Rate Trends



Timeframe	Labor Force Participation Rate
2020	60.28%
2021	57.44%
2022	57.93%
2023	58.99%
2024	59.33%
January - March 2025	74.60%
April 2025	74.87%
May 2025	57.10%
June 2025	57.50%

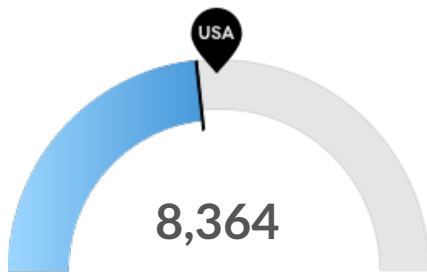
Unemployment Rate Trends

Kittitas County, WA had a June 2025 unemployment rate of 3.47%, **decreasing from 8.39%** 5 years before.



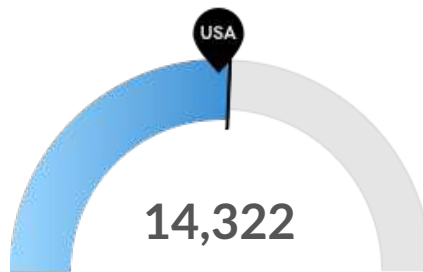
Timeframe	Unemployment Rate
2020	8.39%
2021	5.51%
2022	4.45%
2023	4.31%
2024	4.66%
January - March 2025	4.57%
April 2025	3.31%
May 2025	4.27%
June 2025	3.47%

Population Characteristics



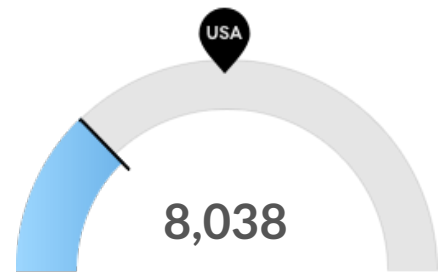
Millennials

Kittitas County, WA has 8,364 millennials (ages 25-39). The national average for an area this size is 9,246.



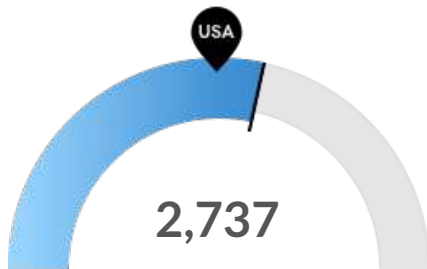
Retiring Soon

Retirement risk is about average in Kittitas County, WA. The national average for an area this size is 13,738 people 55 or older, while there are 14,322 here.



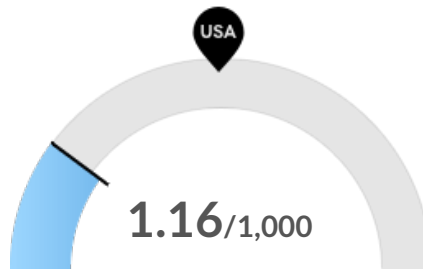
Racial Diversity

Racial diversity is low in Kittitas County, WA. The national average for an area this size is 18,953 racially diverse people, while there are 8,038 here.



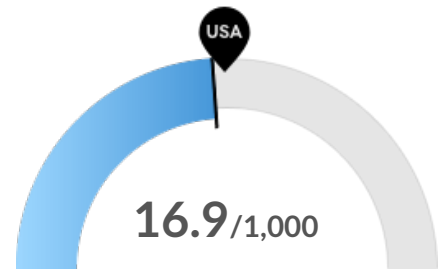
Veterans

Kittitas County, WA has 2,737 veterans. The national average for an area this size is 2,251.



Violent Crime

Kittitas County, WA has 1.16 violent crimes per 1,000 people. The national rate is 3.54 per 1,000 people.

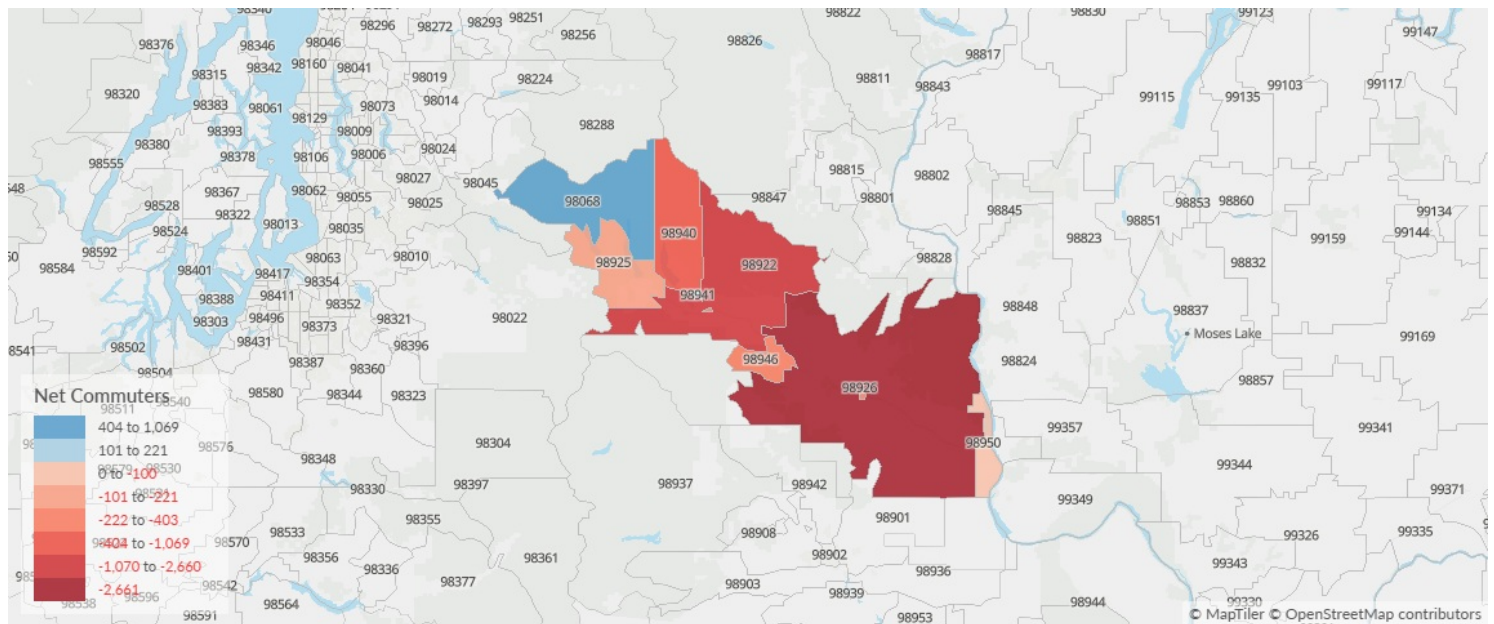


Property Crime

Kittitas County, WA has 16.9 property crimes per 1,000 people. The national rate is 18.02 per 1,000 people.

Place of Work vs Place of Residence

Understanding where talent in Kittitas County, WA currently works compared to where talent lives can help you optimize site decisions.



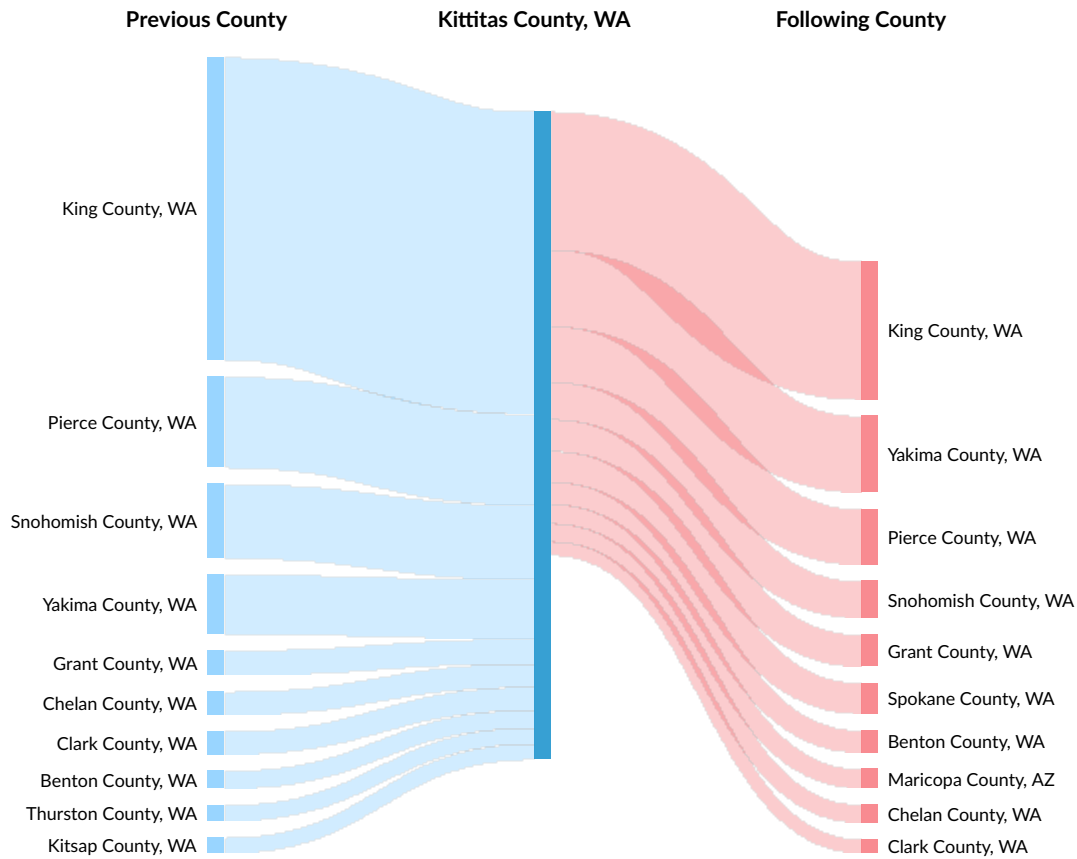
Where Talent Works			Where Talent Lives		
ZIP	Name	2024 Employment	ZIP	Name	2024 Workers
98926	Ellensburg, WA (in Kittit...	14,052	98926	Ellensburg, WA (in Kittit...	16,713
98922	Cle Elum, WA (in Kittita...	3,217	98922	Cle Elum, WA (in Kittita...	4,287
98068	Snoqualmie Pass, WA (i...	723	98934	Kittitas, WA (in Kittitas ...	600
98941	Roslyn, WA (in Kittitas c...	594	98940	Ronald, WA (in Kittitas c...	577
98934	Kittitas, WA (in Kittitas ...	339	98941	Roslyn, WA (in Kittitas c...	493



Inbound and Outbound Migration

The table below analyzes past and current residents of Kittitas County, WA. The left column shows residents of other counties migrating to Kittitas County, WA. The right column shows residents migrating from Kittitas County, WA to other counties.

As of 2022, 774 people have migrated from King County, WA to Kittitas County, WA. In the same year, 354 people left Kittitas County, WA migrating to King County, WA. The total Net Migration for Kittitas County, WA in 2022 was 141.



Top Previous Counties	Migrations
King County, WA	774
Pierce County, WA	233
Snohomish County, WA	190
Yakima County, WA	152
Grant County, WA	63
Chelan County, WA	60

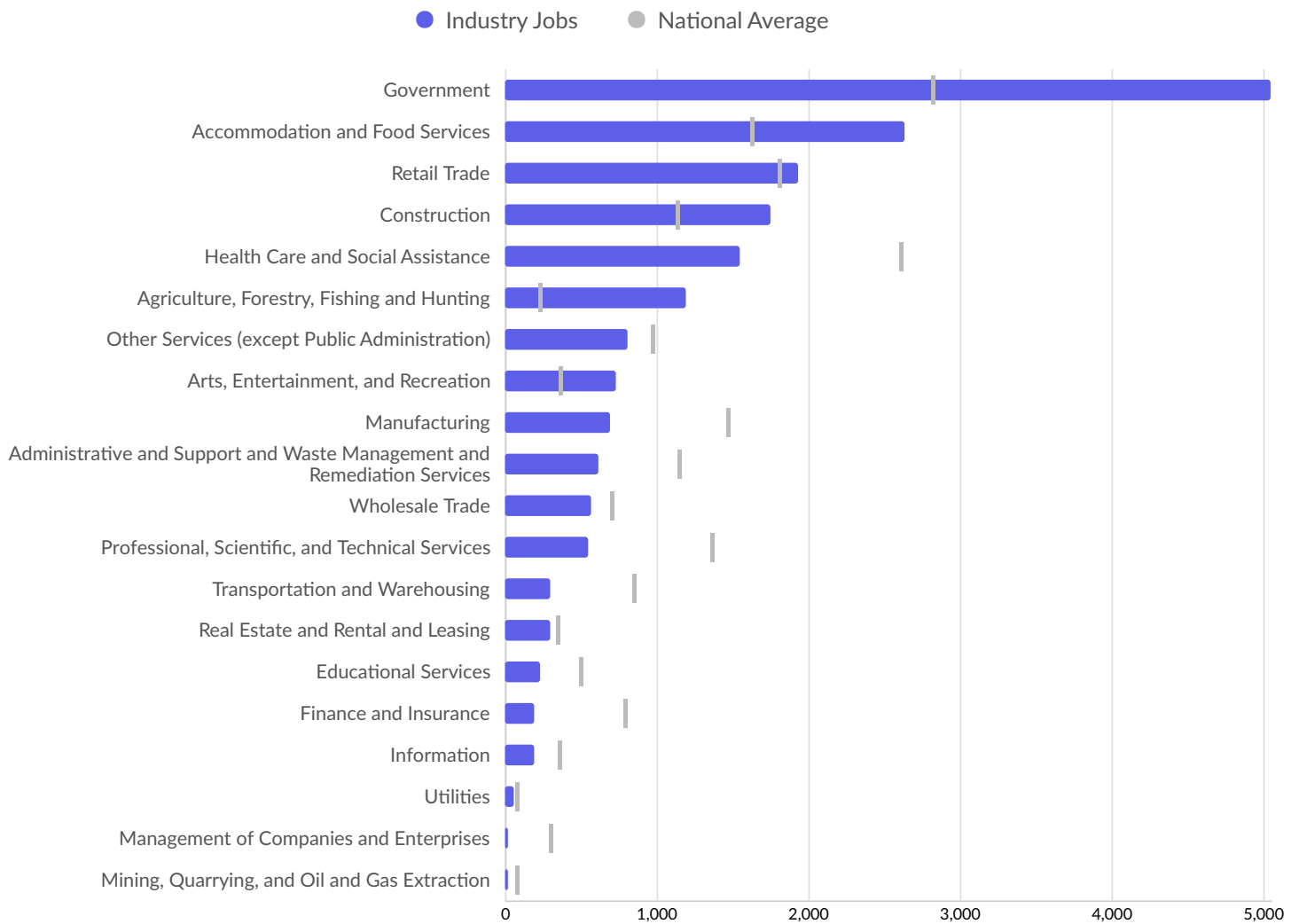


Economy Overview

Top Previous Counties	Migrations
Clark County, WA	59
Benton County, WA	45
Thurston County, WA	41
Kitsap County, WA	40
Los Angeles County, CA	35
San Diego County, CA	35
Maricopa County, AZ	35
Multnomah County, OR	35
Spokane County, WA	34
Top Following Counties	Migrations
King County, WA	354
Yakima County, WA	196
Pierce County, WA	143
Snohomish County, WA	95
Grant County, WA	81
Spokane County, WA	79
Benton County, WA	57
Maricopa County, AZ	49
Chelan County, WA	46
Clark County, WA	36
San Diego County, CA	35
Multnomah County, OR	35
Washington County, OR	35
Los Angeles County, CA	35
Kootenai County, ID	34

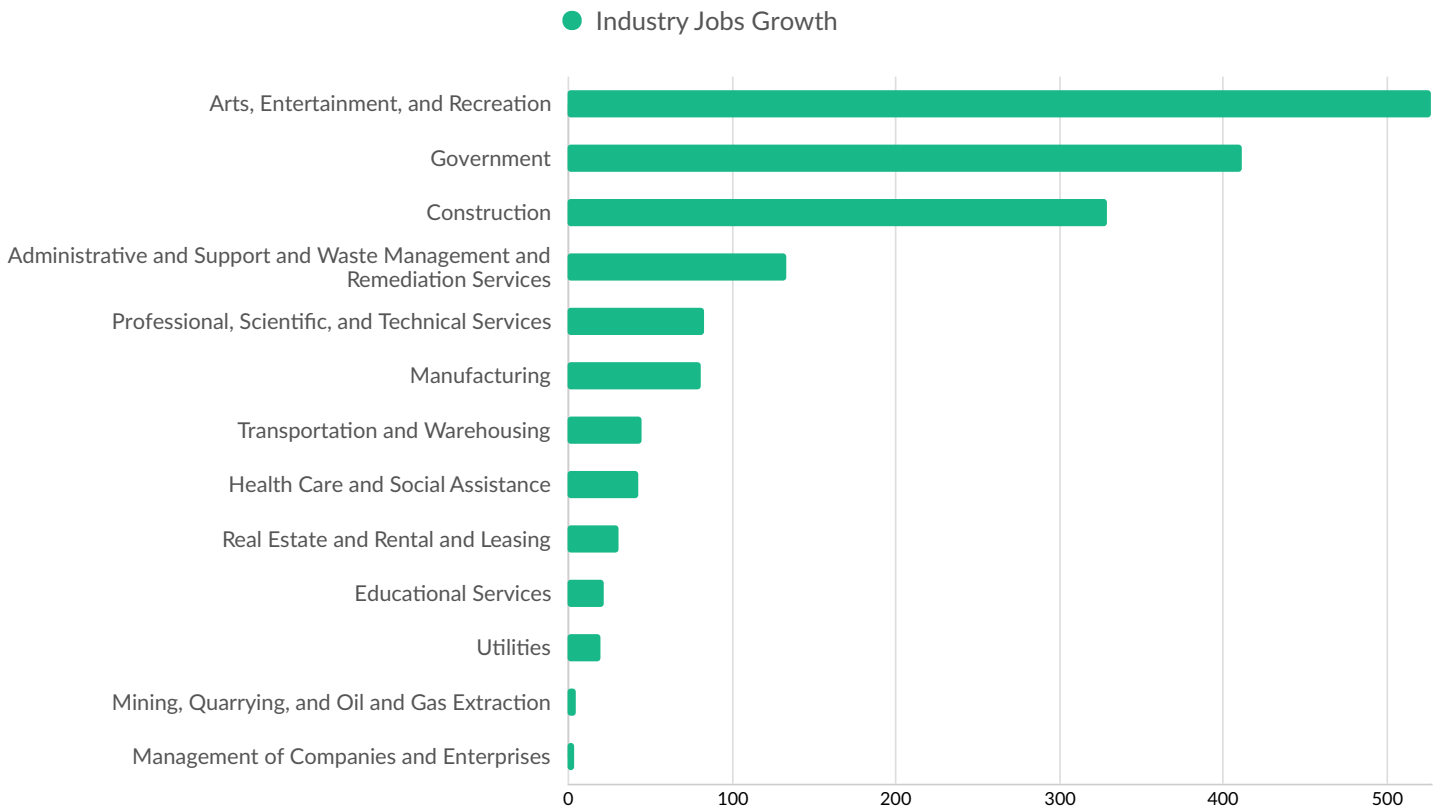
Industry Characteristics

Largest Industries

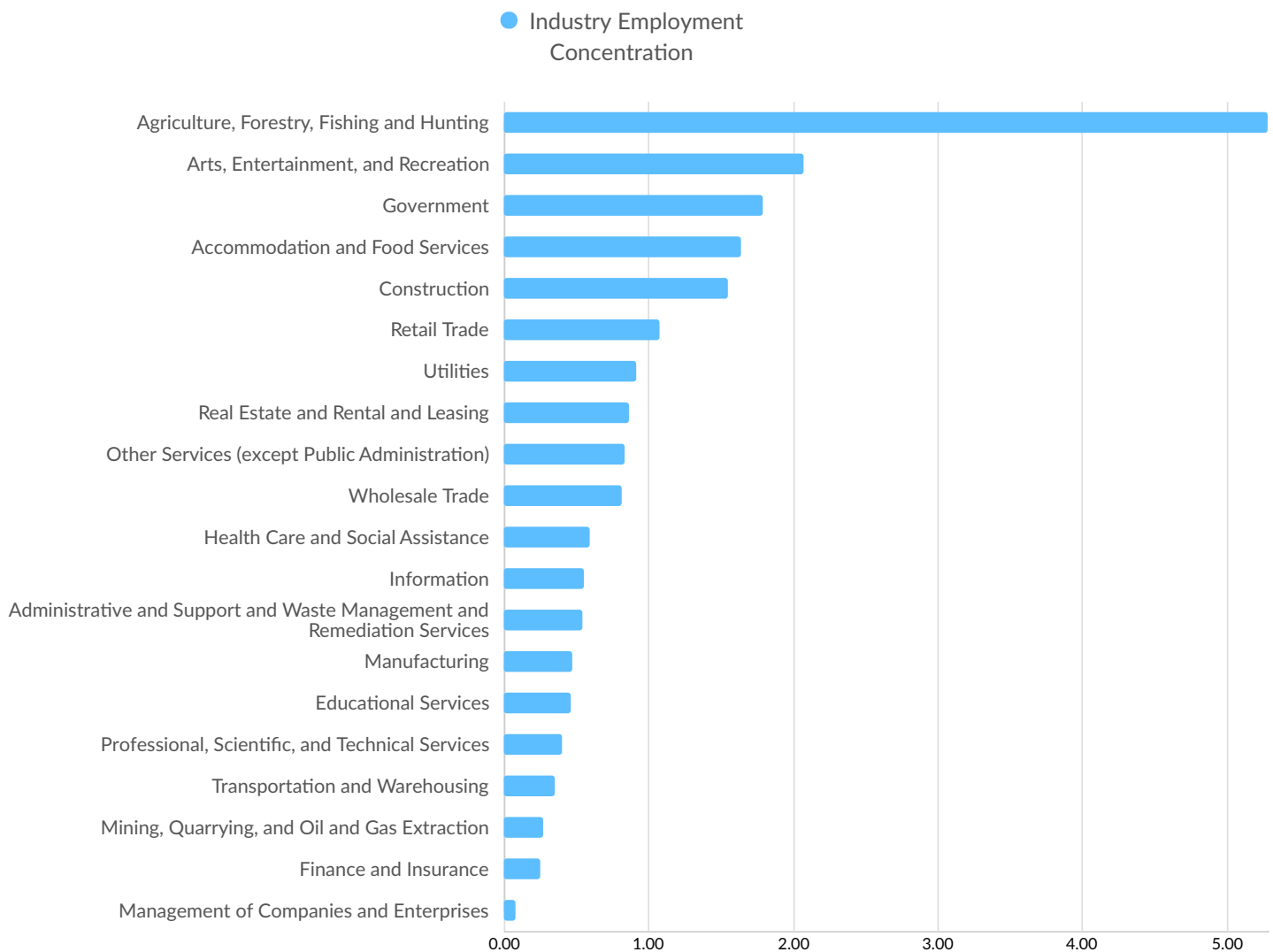




Top Growing Industries



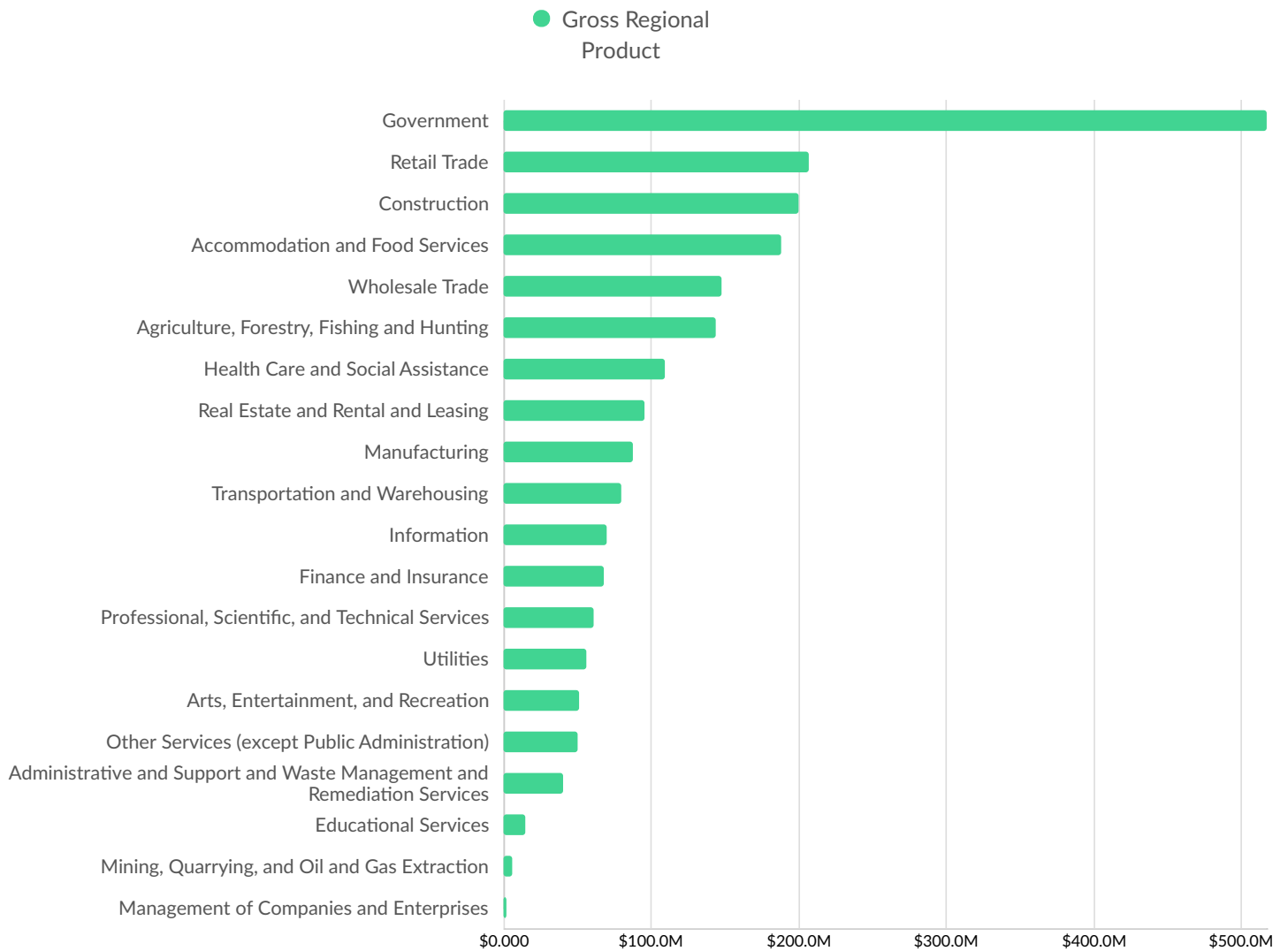
Top Industry Employment Concentration





Economy Overview

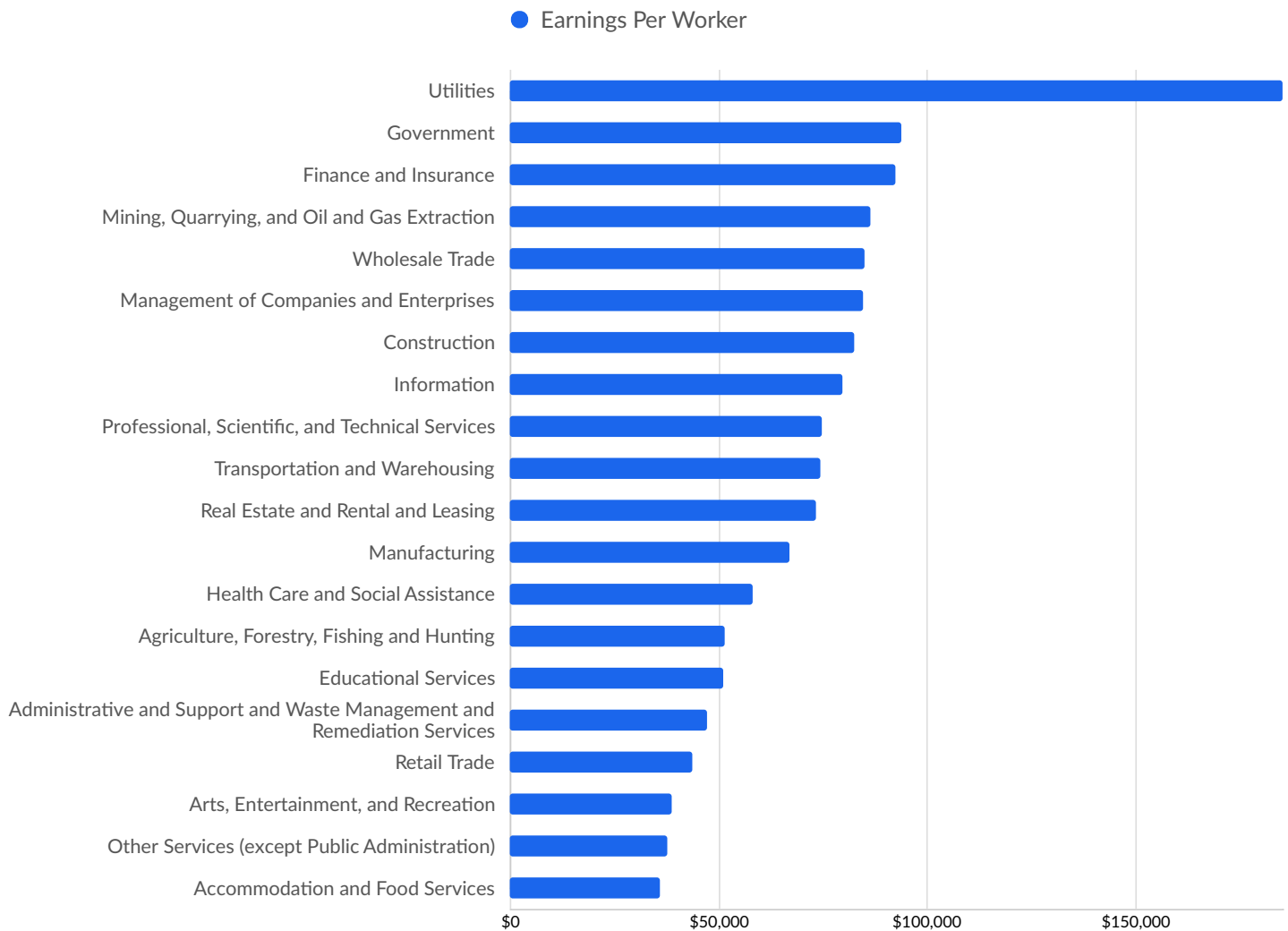
Top Industry GRP





Economy Overview

Top Industry Earnings





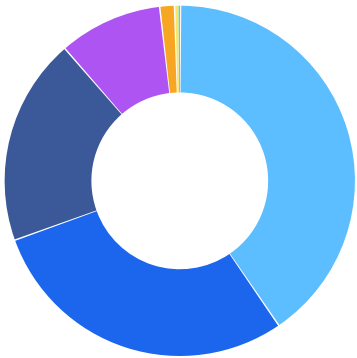
Business Characteristics

4,304 Companies Employ Your Workers

Online profiles for your workers mention 4,304 companies as employers, with the top 10 appearing below. In the last 12 months, 465 companies in Kittitas County, WA posted job postings, with the top 10 appearing below.

Top Companies	Profiles	Top Companies Posting	Unique Postings
Central Washington University	2,085 <div><div></div></div>	Central Washington University	218 <div><div></div></div>
Kittitas Valley Healthcare	208 <div><div></div></div>	Kittitas Valley Healthcare	194 <div><div></div></div>
State of Washington	170 <div><div></div></div>	Consolidated Communications E...	97 <div><div></div></div>
Suncadia Resort	157 <div><div></div></div>	Kroger	95 <div><div></div></div>
Ellensburg School District	153 <div><div></div></div>	MD Staff	94 <div><div></div></div>
Kittitas County	100 <div><div></div></div>	Albertsons	84 <div><div></div></div>
City Of Ellensburg	96 <div><div></div></div>	State of Washington	78 <div><div></div></div>
Kroger	79 <div><div></div></div>	Boyne Resorts	68 <div><div></div></div>
Boeing	61 <div><div></div></div>	The Summit Snoqualmie	57 <div><div></div></div>
Safeway	58 <div><div></div></div>	CompHealth	56 <div><div></div></div>

Business Size

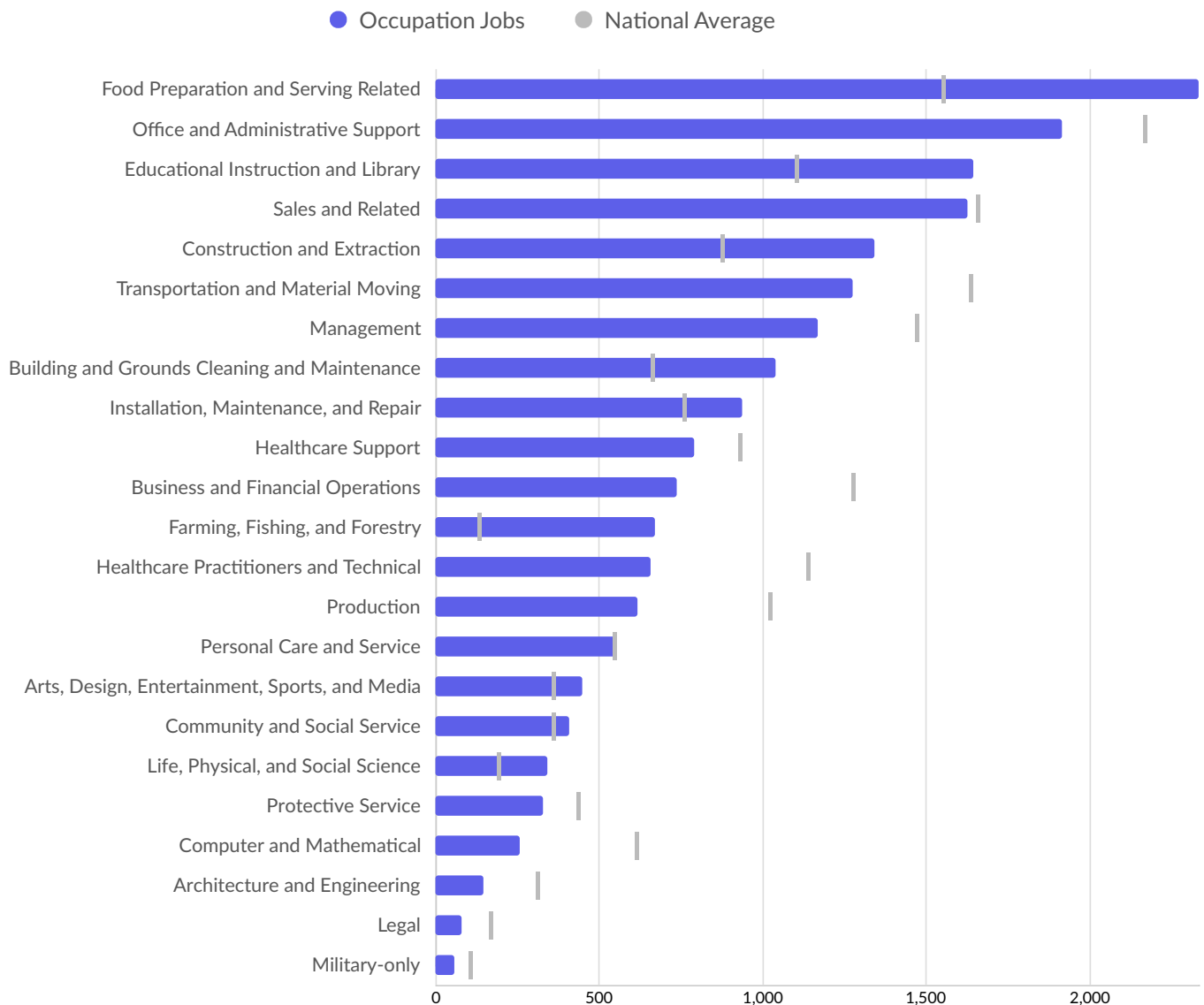


	Percentage	Business Count
<div></div> 1 to 4 employees	40.4%	1,103
<div></div> 5 to 9 employees	29.1%	794
<div></div> 10 to 19 employees	19.1%	522
<div></div> 20 to 49 employees	9.6%	261
<div></div> 50 to 99 employees	1.4%	37
<div></div> 100 to 249 employees	0.4%	11
<div></div> 250 to 499 employees	0.0%	1
<div></div> 500+ employees	0.1%	3

**Business Data by DatabaseUSA.com is third-party data provided by Lightcast to its customers as a convenience, and Lightcast does not endorse or warrant its accuracy or consistency with other published Lightcast data. In most cases, the Business Count will not match total companies with profiles on the summary tab.*

Workforce Characteristics

Largest Occupations





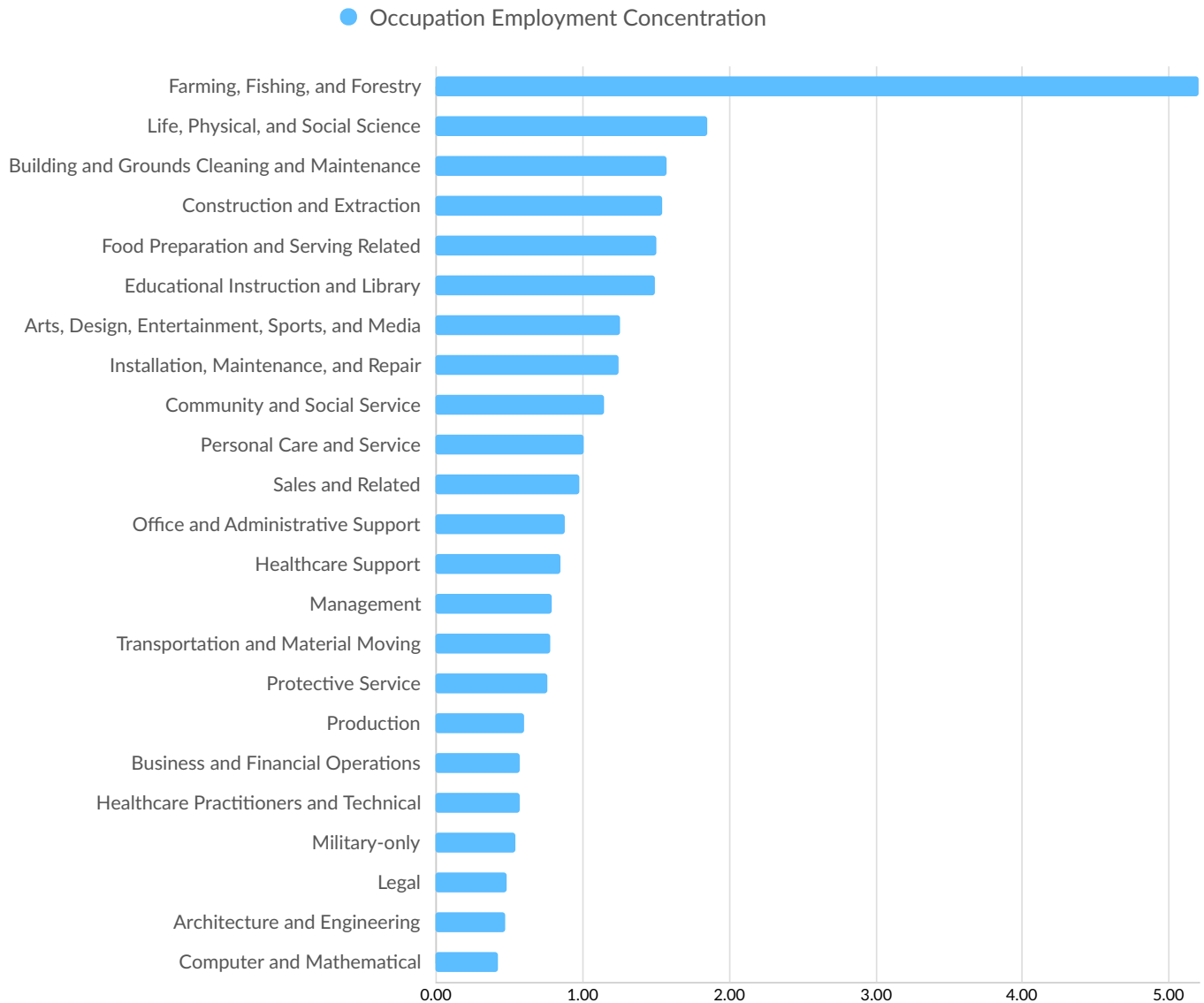
Top Growing Occupations





Economy Overview

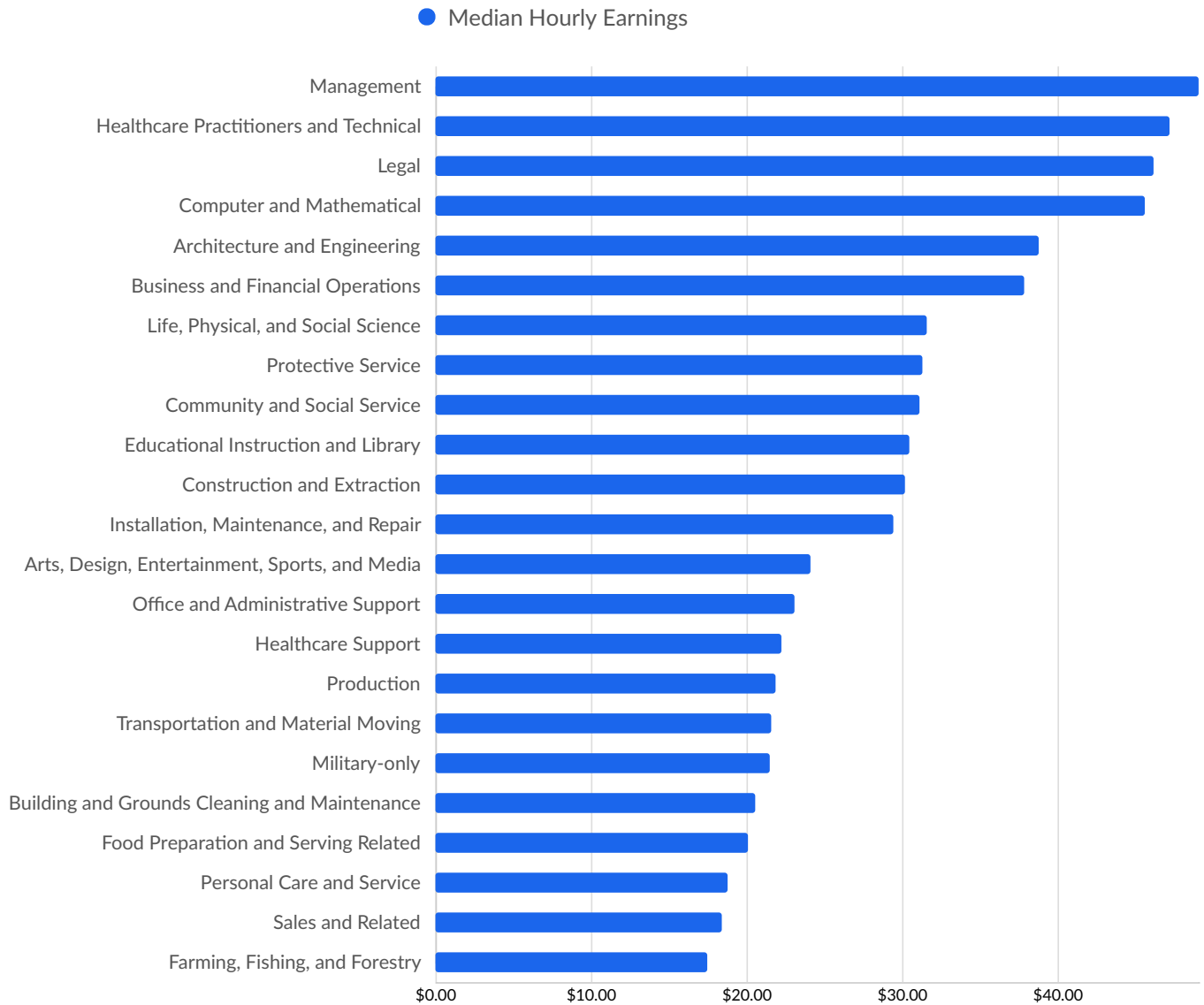
Top Occupation Employment Concentration





Economy Overview

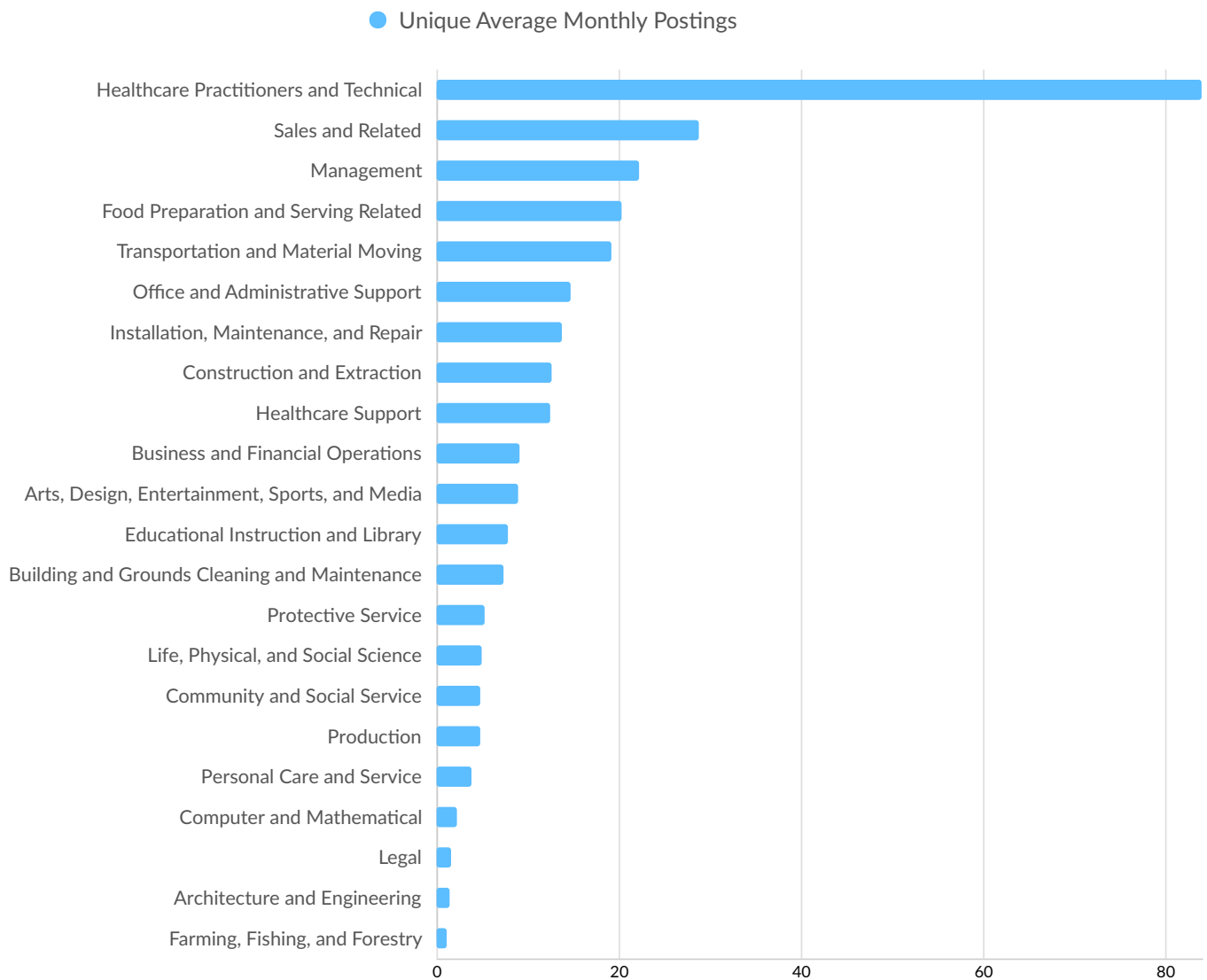
Top Occupation Earnings





Economy Overview

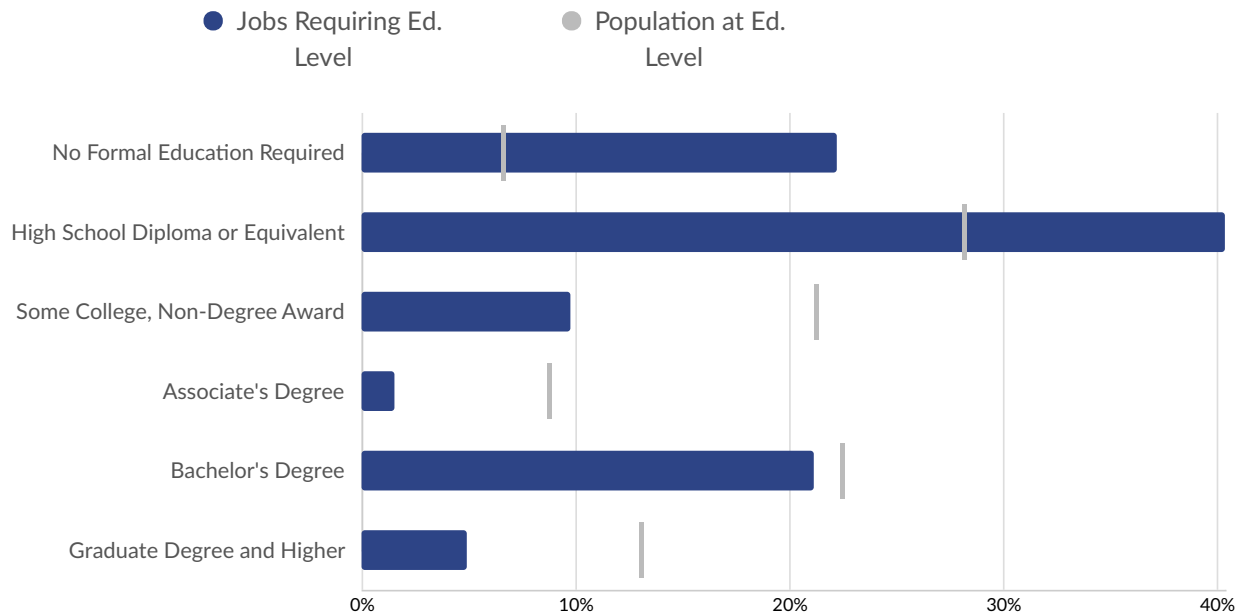
Top Posted Occupations





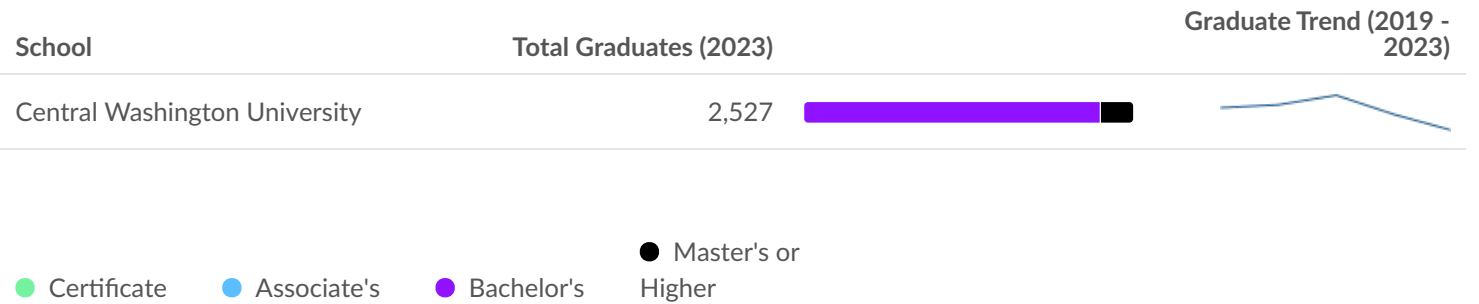
Economy Overview

Underemployment



Educational Pipeline

In 2023, there were 2,527 graduates in Kittitas County, WA. This pipeline has shrunk by 20% over the last 5 years. The highest share of these graduates come from "Elementary Education and Teaching" (Bachelor's), "Psychology, General" (Bachelor's), and "Criminal Justice/Safety Studies" (Bachelor's).





In-Demand Skills

