


# 2021 Requested Budget



**Athlos Academy**  
JEFFERSON PARISH

## 2020-21 REQUESTED BUDGET

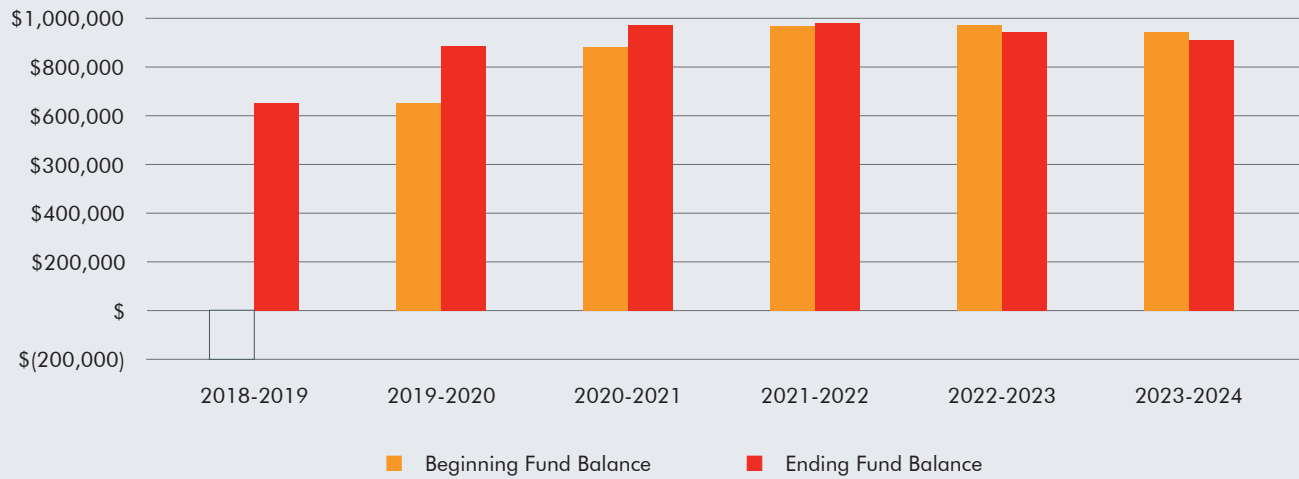
	General Fund 2020-21	Special Revenue Fund 2020-21	Lease/Debt Service Fund 2020-21	Child Nutrition 2020-21	Total 2020-21
<b>REVENUES</b>					
Beginning Balance	\$886,449	–	–	\$127,898	\$1,014,347
State & MFP funding	12,589,251	–	–	–	12,589,251
Interest income	12,000	–	–	–	12,000
Food Service Income	–	–	–	–	–
Other income	10,000	–	–	–	10,000
Medicaid	20,000	–	–	–	20,000
Federal grant revenue	–	832,657	–	848,986	1,681,643
Transfers/Indirect Rev	30,618	–	2,213,406	–	2,244,024
<b>TOTAL REVENUE</b>	<b>\$13,548,318</b>	<b>\$832,657</b>	<b>\$2,213,406</b>	<b>\$976,884</b>	<b>\$17,571,265</b>
<b>EXPENDITURES</b>					
Salaries	\$5,181,946	\$450,620	–	\$11,250	\$5,643,816
Benefits	1,108,038	114,973	–	2,520	1,225,531
Purchased Services	3,358,748	209,343	–	698,756	4,266,847
Supplies & Materials	432,600	41,394	–	2,000	475,994
Property & Capital Outlay	59,000	–	–	–	59,000
Facility Services	159,156	–	1,900,781	–	2,059,937
Lease/Debt Retirement	–	–	–	–	–
Other	52,474	–	312,625	–	365,099
Transfers	2,213,406	–	–	–	2,213,406
Indirect Exp	–	16,327	–	14,291	30,618
<b>TOTAL EXPENSES</b>	<b>\$12,565,368</b>	<b>\$832,657</b>	<b>\$2,213,406</b>	<b>\$728,817</b>	<b>\$16,340,248</b>
<b>TOTAL Fund Balance</b>	<b>\$982,950</b>	<b>-</b>	<b>–</b>	<b>\$248,067</b>	<b>\$1,231,017</b>

## GENERAL UNRESTRICTED FUND

	Prior Year Actual 2018-2019	2019-2020 Original Budget	2019-2020 Revised Budget	2019-2020 12 Month Est. Actual	Requested Budget 2020-2021
<b>REVENUES</b>					
Beginning Balance	\$(158,230)	\$654,037	\$654,037	\$654,037	\$886,449
State & MFP funding	9,558,102	11,636,625	11,436,500	11,436,500	12,589,251
Interest income	13,804	12,000	12,000	12,000	12,000
Other income	128,560	56,551	10,000	10,000	10,000
Medicaid	1,250	20,000	-	-	20,000
Transfers/Indirect Rev			28,190	28,175	30,618
<b>Total Available Funds</b>	<b>\$9,543,486</b>	<b>\$12,379,213</b>	<b>\$12,140,727</b>	<b>\$12,140,712</b>	<b>\$13,548,318</b>

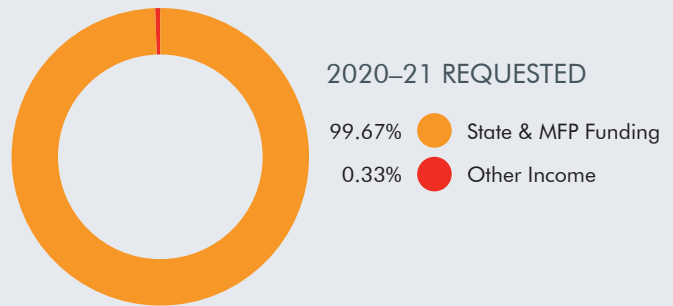
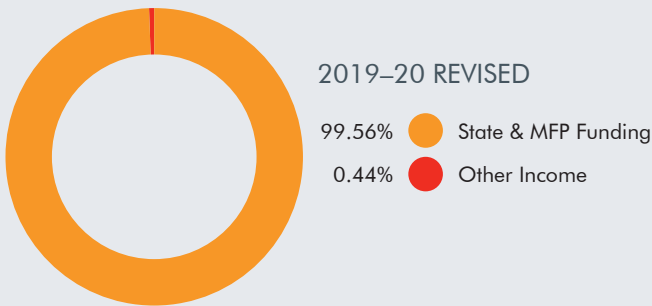
	Prior Year Actual 2018-2019	2019-2020 Original Budget	2019-2020 Revised Budget	2019-2020 12 Month Est. Actual	Requested Budget 2020-2021
<b>EXPENDITURES</b>					
Current:					
Instruction	\$4,193,372	\$4,621,272	\$4,919,666	\$4,919,666	\$5,634,395
Support Services	3,808,721	4,395,924	4,279,597	4,279,597	4,717,567
Non-Instructional			-	-	-
Transfers & Contingency	887,356	2,055,000	2,055,000	2,055,000	2,213,406
<b>Total Expenses</b>	<b>\$8,889,449</b>	<b>\$11,072,196</b>	<b>\$11,254,263</b>	<b>\$11,254,263</b>	<b>\$12,565,368</b>
<b>Total Fund Balance</b>	<b>\$654,037</b>	<b>\$1,307,017</b>	<b>\$886,464</b>	<b>\$886,449</b>	<b>\$982,950</b>

Year	Beginning Fund Balance	Total Revenue	Total Expenses	Ending Fund Balance	Fund Balance Percent of Total Revenue	Note
2018-2019	\$(158,230)	\$9,701,716	\$8,889,449	\$654,037	6.74%	Based on Audit
2019-2020	\$654,037	\$11,486,675	\$11,254,263	\$886,449	7.72%	Revised
2020-2021	\$886,449	\$12,631,397	\$12,565,368	\$982,950	7.76%	Requested
2021-2022	\$982,950	\$13,771,343	\$13,763,895	\$990,398	7.19%	
2022-2023	\$990,398	\$14,046,483	\$14,065,800	\$971,081	6.91%	Projected based on 5 year plan
2023-2024	\$971,081	\$14,327,126	\$14,383,563	\$914,644	6.38%	



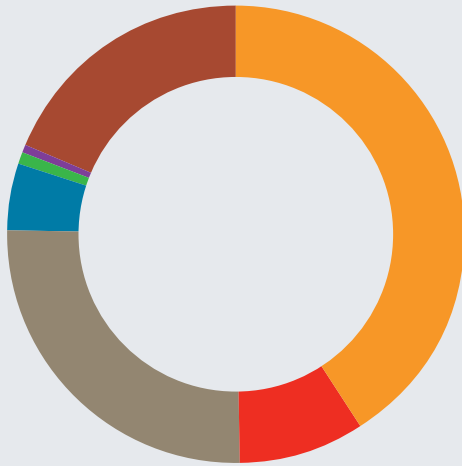
### GENERAL FUND REVENUE

Revenues	Projected Actuals 2019-20	Requested Budget 2020-21	Amount Difference	Percent Difference
State & MFP funding	\$11,436,500	\$12,589,251	\$1,152,751	10.08%
Other income	50,175	72,618	\$22,443	44.73%
<b>Total Revenues</b>	<b>\$11,486,675</b>	<b>\$12,661,869</b>	<b>\$1,175,194</b>	<b>10.23%</b>

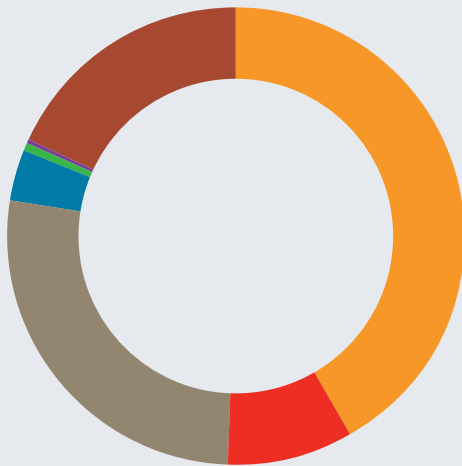
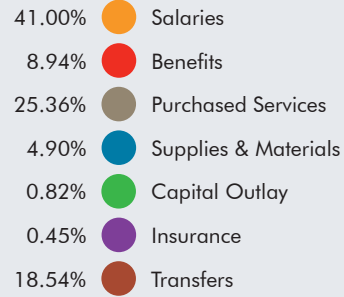


## GENERAL FUND EXPENDITURES

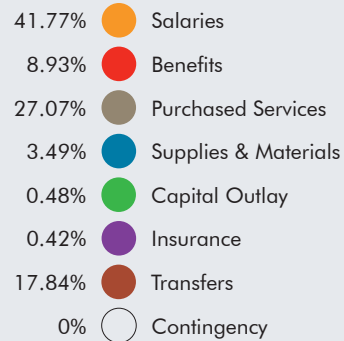
Object Expenditures	Projected Actuals 2019-20	Requested Budget 2020-21	Amount Difference	Percent Difference
Salaries	\$4,545,259	\$5,181,946	\$636,687	14.01%
Benefits	990,541	1,108,038	117,497	11.86%
Purchased Services	2,980,507	3,517,904	537,397	18.03%
Supplies & Materials	542,883	432,600	(110,283)	-20.31%
Capital Outlay	90,481	59,000	(31,481)	0.00%
Insurance	49,592	52,474	2,882	5.81%
Transfers	2,055,000	2,213,406	158,406	
Contingency	-	-	-	
<b>Total Expenses</b>	<b>\$11,254,263</b>	<b>\$12,565,368</b>	<b>\$1,311,105</b>	<b>11.65%</b>



2019-20 REVISED



2020-21 REQUESTED



## GENERAL FUND EXPENDITURES

Program Expenditures	Revised Budget 2019-20	Projected Actuals 2019-20	Amount Difference	Percent Difference	Requested Budget 2020-21
School Wide Instruction	\$456,838	\$456,838	–	0.00%	\$400,538
Kindergarten	281,618	281,618	–	0.00%	322,015
Elementary (1-8)	2,481,035	2,481,035	–	0.00%	3,029,858
Athletics	437,132	437,132	–	0.00%	438,486
Additional Instructional	409,825	409,825	–	0.00%	422,696
Special Education	843,173	843,173	–	0.00%	994,966
Summer School	25,836	25,836	–	0.00%	25,836
Improv. Of Instr. Svcs-Regular	16,000	16,000	–	0.00%	14,000
Instr. & Curriculum	2,000	2,000	–	0.00%	2,000
Nursing Services	90,938	90,938	–	0.00%	72,125
Psych & Assessment	5,000	5,000	–	0.00%	5,000
Attendance & Social Work	57,292	57,292	–	0.00%	58,140
Counseling Services	129,030	129,030	–	0.00%	128,508
School Administration	1,687,614	1,687,614	–	0.00%	1,891,961
Board of Education	221,830	221,830	–	0.00%	178,974
Business Services	104,514	104,514	–	0.00%	96,739
Personnel/Human Resources	58,339	58,339	–	0.00%	64,515
Operations- General*	2,432,221	2,432,221	–	0.00%	2,559,146
Operations- Other	94,600	94,600	–	0.00%	45,400
Operations- Safety & Security	20,700	20,700	–	0.00%	18,756
Operations-Custodial/Maintenance	254,425	254,425	–	0.00%	245,155
Operations-Grounds	64,283	64,283	–	0.00%	105,000
Operations-Supervision	25,581	25,581	–	0.00%	41,305
Student Transportation	971,257	971,257	–	0.00%	1,307,383
Admin. Technology Svcs	83,182	83,182	–	0.00%	75,182
<b>Total Expenses</b>	<b>\$11,254,263</b>	<b>\$11,254,263</b>	<b>–</b>	<b>0.00%</b>	<b>\$12,543,684</b>

\*Includes the amount transferred for lease and taxes

## Summary by Program and by Object

Instructional Expenses	Salaries	Benefits	Purchased Services	Supplies & Materials	Total
<b>School Wide Instruction</b>					
Revised Budget 19-20 %	\$75,000	\$5,738	\$106,550	\$269,550	\$456,838
Program	16.42%	1.26%	23.32%	59.00%	100.00%
% Total Expenses	0.67%	0.05%	0.95%	2.40%	4.06%
Requested Budget	\$90,900	\$6,955	\$138,367	\$186,000	422,222
20-21 % Program	22.69%	1.74%	29.13%	46.44%	100.00%
% Total Expenses	0.72%	0.06%	0.93%	1.48%	3.19%
<b>Kindergarten</b>					
Revised Budget 19-20	\$230,641	\$50,977	–	–	281,618
% Program	81.90%	18.10%	0.00%	0.00%	100.00%
% Total Expenses	2.05%	0.45%	0.00%	0.00%	2.50%
Requested Budget 20-21	\$267,000	\$55,015	–	–	322,015
% Program	82.92%	17.08%	0.00%	0.00%	100.00%
% Total Expenses	2.12%	0.44%	0.00%	0.00%	2.56%
<b>Elementary (1-8)</b>					
Revised Budget 19-20 %	\$2,026,681	\$454,354	–	–	2,481,035
Program	81.69%	18.31%	0.00%	0.00%	100.00%
% Total Expenses	18.01%	4.04%	0.00%	0.00%	22.05%
Requested Budget	\$2,489,620	\$540,238	–	–	3,029,858
20-21 % Program	82.17%	17.83%	0.00%	0.00%	100.00%
% Total Expenses	19.81%	4.30%	0.00%	0.00%	24.11%
<b>Athletics</b>					
Revised Budget 19-20	\$347,980	\$74,152	\$8,000	\$7,000	437,132
% Program	79.61%	16.96%	1.83%	1.60%	100.00%
% Total Expenses	3.09%	0.66%	0.07%	0.06%	3.88%
Requested Budget 20-21	\$360,000	\$75,486	–	\$3,000	438,486
% Program	82.10%	17.22%	0.00%	0.68%	100.00%
% Total Expenses	2.87%	0.60%	0.00%	0.02%	3.49%
<b>Additional Instructional</b>					
Revised Budget 19-20 %	\$333,332	\$69,993	\$6,500	–	409,825
Program	81.34%	17.08%	1.59%	0.00%	100.00%
% Total Expenses	2.96%	0.62%	0.06%	0.00%	3.64%
Requested Budget	\$348,505	\$72,691	\$1,500	–	422,696
20-21 % Program	82.45%	17.20%	0.35%	0.00%	100.00%
% Total Expenses	2.77%	0.58%	0.01%	0.00%	3.36%
<b>Special Education</b>					
Revised Budget 19-20	\$668,060	\$152,813	\$7,300	\$15,000	843,173
% Program	79.23%	18.12%	0.866%	1.779%	100.00%
% Total Expenses	5.94%	1.36%	0.06%	0.13%	7.49%
Requested Budget 20-21	\$750,550	\$172,116	\$57,300	\$15,000	994,966
% Program	75.43%	17.30%	5.759%	1.508%	100.00%
% Total Expenses	5.97%	1.37%	0.46%	0.12%	7.92%

<b>Summer School</b>					
Revised Budget 19-20 %	\$24,000	\$1,836	–	–	25,836
Program	92.89%	7.11%	0.000%	0.000%	100.00%
% Total Expenses	0.21%	0.02%	0.00%	0.00%	0.23%
Requested Budget	\$24,000	\$1,836	–	–	25,836
20-21 % Program	92.89%	7.11%	0.000%	0.000%	100.00%
% Total Expenses	0.19%	0.01%	0.00%	0.00%	0.21%

<b>Instruction Support Expenses</b>	<b>Salaries</b>	<b>Benefits</b>	<b>Purchased Services</b>	<b>Supplies &amp; Materials</b>	<b>Total</b>
<b>Improv. Of Instr. Svcs-Regular</b>					
Revised Budget 19-20	–	–	\$9,000	\$7,000	16,000
% Program	0.00%	0.00%	56.250%	43.750%	100.00%
% Total Expenses	0.00%	0.00%	0.08%	0.06%	0.14%
Requested Budget 20-21	–	–	\$9,000	\$5,000	14,000
% Program	0.00%	0.00%	64.286%	35.714%	100.00%
% Total Expenses	0.00%	0.00%	0.07%	0.04%	0.11%
<b>Instr. &amp; Curriculum</b>					
Revised Budget 19-20	–	–	–	\$2,000	2,000
% Program	0.00%	0.00%	0.000%	100.000%	100.00%
% Total Expenses	0.00%	0.00%	0.00%	0.02%	0.02%
Requested Budget 20-21	–	–	–	\$2,000	2,000
% Program	0.00%	0.00%	0.000%	100.000%	100.00%
% Total Expenses	0.00%	0.00%	0.00%	0.02%	0.02%
<b>Nursing Services</b>					
Revised Budget 19-20	\$29,580	\$8,358	\$50,000	\$3,000	90,938
% Program	32.53%	9.19%	54.983%	3.299%	100.00%
% Total Expenses	0.26%	0.07%	0.44%	0.03%	0.81%
Requested Budget 20-21	\$50,000	\$10,625	\$10,000	\$1,500	72,125
% Program	69.32%	14.73%	13.865%	2.080%	100.00%
% Total Expenses	0.40%	0.08%	0.08%	0.01%	0.57%
<b>Psych &amp; Assessment</b>					
Revised Budget 19-20	–	–	–	\$5,000	5,000
% Program	0.00%	0.00%	0.000%	100.000%	100.00%
% Total Expenses	0.00%	0.00%	0.00%	0.04%	0.04%
Requested Budget 20-21	–	–	–	\$5,000	5,000
% Program	0.00%	0.00%	0.000%	100.000%	100.00%
% Total Expenses	0.00%	0.00%	0.00%	0.04%	0.04%
<b>Attendance &amp; Social Work</b>					
Revised Budget 19-20 %	\$38,000	\$9,292	\$10,000	–	57,292
Program	66.33%	16.22%	17.454%	0.000%	100.00%
% Total Expenses	0.34%	0.08%	0.09%	0.00%	0.51%
Requested Budget	\$38,760	\$9,380	\$10,000	–	58,140
20-21 % Program	66.67%	16.13%	17.200%	0.000%	100.00%
% Total Expenses	0.31%	0.07%	0.08%	0.00%	0.46%



<b>Counseling Services</b>					
Revised Budget 19-20	\$106,100	\$21,930	–	\$1,000	129,030
% Program	82.23%	17.00%	0.000%	0.775%	100.00%
% Total Expenses	0.94%	0.19%	0.00%	0.01%	1.15%
Requested Budget 20-21	\$106,080	\$21,928	–	\$500	128,508
% Program	82.55%	17.06%	0.000%	0.389%	100.00%
% Total Expenses	0.84%	0.17%	0.00%	0.00%	1.02%

<b>School Administration Expenses</b>	<b>Salaries</b>	<b>Benefits</b>	<b>Purchased Services</b>	<b>Supplies &amp; Materials</b>	<b>Total</b>
<b>School Administration</b>					
Revised Budget 19-20 %	\$308,190	\$54,981	\$1,288,610	\$35,833	1,687,614
Program	18.26%	3.26%	76.357%	2.12%	100.00%
% Total Expenses	2.74%	0.49%	11.45%	0.32%	15.00%
Requested Budget 20-21	\$282,945	\$56,787	\$1,529,229	\$23,000	1,891,961
% Program	14.96%	3.00%	80.828%	1.22%	100.00%
% Total Expenses	2.25%	0.45%	12.17%	0.18%	15.06%

<b>Board of Education Expenses</b>	<b>Salaries</b>	<b>Benefits</b>	<b>Purchased Services</b>	<b>Supplies &amp; Materials</b>	<b>Total</b>
<b>Board of Education</b>					
Revised Budget 19-20	–	–	\$221,830	–	221,830
% Program	0.00%	0.00%	100.000%	0.000%	100.00%
% Total Expenses	0.00%	0.00%	1.97%	0.00%	1.97%
Requested Budget 20-21	–	–	\$178,974	–	178,974
% Program	0.00%	0.00%	100.000%	0.000%	100.00%
% Total Expenses	0.00%	0.00%	1.42%	0.00%	1.42%

<b>Business Services Expenses</b>	<b>Salaries</b>	<b>Benefits</b>	<b>Purchased Services</b>	<b>Supplies &amp; Materials</b>	<b>Total</b>
<b>Business Services</b>					
Revised Budget 19-20	\$85,000	\$14,514	\$5,000	–	104,514
% Program	81.33%	13.89%	4.784%	0.000%	100.00%
% Total Expenses	0.76%	0.13%	0.04%	0.00%	0.93%
Requested Budget 20-21	\$81,600	\$14,139	\$1,000	–	96,739
% Program	84.35%	14.62%	1.034%	0.000%	100.00%
% Total Expenses	0.65%	0.11%	0.01%	0.00%	0.77%

<b>Personnel/Human Resources Expenses</b>	<b>Salaries</b>	<b>Benefits</b>	<b>Purchased Services</b>	<b>Supplies &amp; Materials</b>	<b>Total</b>
<b>Personnel/Human Resources</b>					
Revised Budget 19-20	\$47,940	\$10,399	–	–	58,339
% Program	82.17%	17.83%	0.000%	0.000%	100.00%
% Total Expenses	0.43%	0.09%	0.00%	0.00%	0.52%
Requested Budget 20-21	\$53,500	\$11,015	–	–	64,515
% Program	82.93%	17.07%	0.000%	0.000%	100.00%
% Total Expenses	0.43%	0.09%	0.00%	0.00%	0.51%

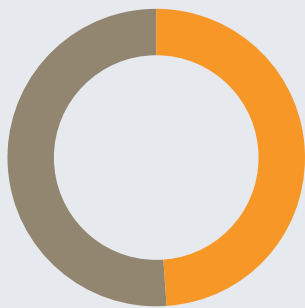
<b>Operations Expenses</b>	<b>Salaries</b>	<b>Benefits</b>	<b>Purchased Services</b>	<b>Supplies &amp; Materials</b>	<b>Total</b>
<b>Operations-Custodial/Maintenance</b>					
Revised Budget 19-20	\$155,157	\$44,768	–	\$54,500	254,425
% Program	60.98%	17.60%	0.000%	21.421%	100.00%
% Total Expenses	1.38%	0.40%	0.00%	0.48%	2.26%
Requested Budget 20-21	\$154,736	\$41,819	–	\$48,600	245,155
% Program	63.12%	17.06%	0.000%	19.824%	100.00%
% Total Expenses	1.23%	0.33%	0.00%	0.39%	1.95%
<b>Operations-Supervision</b>					
Revised Budget 19-20	\$19,598	\$5,983	–	–	25,581
% Program	76.61%	23.39%	0.000%	0.000%	100.00%
% Total Expenses	0.17%	0.05%	0.00%	0.00%	0.23%
Requested Budget 20-21	\$33,750	\$7,555	–	–	41,305
% Program	81.71%	18.29%	0.000%	0.000%	100.00%
% Total Expenses	0.27%	0.06%	0.00%	0.00%	0.33%
<b>Student Transportation</b>					
Revised Budget 19-20	\$5,000	\$383	\$965,874	–	971,257
% Program	0.51%	0.04%	99.446%	0.000%	100.00%
% Total Expenses	0.04%	0.00%	8.58%	0.00%	8.63%
Requested Budget 20-21	\$5,000	\$383	\$1,302,000	–	1,307,383
20-21 % Program	0.38%	0.03%	99.588%	0.000%	100.00%
% Total Expenses	0.04%	0.00%	10.36%	0.00%	10.40%
<b>Admin. Technology Svcs</b>					
Revised Budget 19-20	\$45,000	\$10,070	\$28,112	–	83,182
% Program	54.10%	12.11%	33.796%	0.000%	100.00%
% Total Expenses	0.40%	0.09%	0.25%	0.00%	0.74%
Requested Budget 20-21	\$45,000	\$10,070	\$20,112	–	75,182
% Program	59.85%	13.39%	26.751%	0.000%	100.00%
% Total Expenses	0.36%	0.08%	0.16%	0.00%	0.60%

Facility Expenses	Salaries	Benefits	Purchased Services	Supplies & Materials	Total
<b>Operations- General</b>					
Revised Budget 19-20	–	\$90,481	\$153,740	\$133,000	377,221
Program	0.00%	23.99%	40.756%	35.258%	100.00%
% Total Expenses	0.00%	0.80%	1.37%	1.18%	3.35%
Requested Budget	–	\$59,000	\$153,740	\$133,000	345,740
20-21 % Program	0.00%	17.06%	44.467%	38.468%	100.00%
% Total Expenses	0.00%	0.47%	1.22%	1.06%	2.75%
<b>Operations- Other</b>					
Revised Budget 19-20	\$94,600	–	–	–	94,600
% Program	100.00%	0.00%	0.000%	0.000%	100.00%
% Total Expenses	0.84%	0.00%	0.00%	0.00%	0.84%
Requested Budget 20-21	\$45,400	–	–	–	45,400
% Program	100.00%	0.00%	0.000%	0.000%	100.00%
% Total Expenses	0.36%	0.00%	0.00%	0.00%	0.36%
<b>Operations- Safety &amp; Security</b>					
Revised Budget 19-20	\$10,700	–	–	\$10,000	20,700
% Program	51.69%	0.00%	0.000%	48.309%	100.00%
% Total Expenses	0.10%	0.00%	0.00%	0.09%	0.18%
Requested Budget	\$8,756	–	–	\$10,000	18,756
20-21 % Program	46.68%	0.00%	0.000%	53.316%	100.00%
% Total Expenses	0.07%	0.00%	0.00%	0.08%	0.15%
<b>Operations- Grounds</b>					
Revised Budget 19-20	\$64,283	–	–	–	64,283
% Program	100.00%	0.00%	0.000%	0.000%	100.00%
% Total Expenses	0.57%	0.00%	0.00%	0.00%	0.57%
Requested Budget 20-21	\$105,000	–	–	–	105,000
% Program	100.00%	0.00%	0.000%	0.000%	100.00%
% Total Expenses	0.84%	0.00%	0.00%	0.00%	0.84%

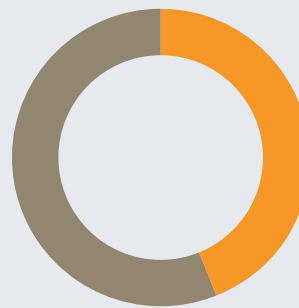
Transfers & Contingency	Contingency	Transfers	Total
Revised Budget 19-20	–	\$2,055,000	2,055,000
% Program	0.00%	100.00%	100.00%
% Total Expenses	0.00%	18.26%	18.26%
Requested Budget 20-21	–	\$2,213,406	2,213,406
% Program	0.00%	100.00%	100.00%
% Total Expenses	0.00%	17.62%	17.62%

## SPECIAL REVENUE, DEBT SERVICE AND CAPITAL FUNDS REVENUE

Special Revenues	Revised Budget 2019-20	Projected Actuals 2019-20	Amount Difference	Percent Difference	Requested Budget 2020-21
Federal Revenue	\$1,990,537	1,958,235	\$(32,302)	-1.62%	\$1,750,898
State Revenue	-	-	-	0.00%	-
Transfer In From General	2,055,000	2,055,000	-	0.00%	2,213,406
<b>Total Revenues</b>	<b>\$4,045,537</b>	<b>\$4,013,235</b>	<b>\$(32,302)</b>	<b>-0.80%</b>	<b>\$3,964,304</b>



2019-20 REVISED

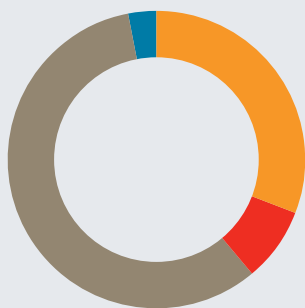


2020-21 REQUESTED

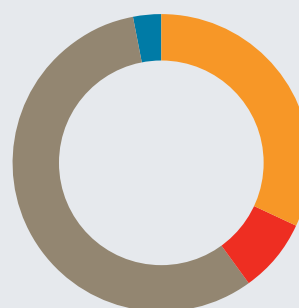


## SPECIAL REVENUE

Object Expenditures	Revised Budget 2019-20	Projected Actuals 2019-20	Amount Difference	Percent Difference	Requested Budget 2020-21
Salaries	\$536,678	\$575,811	\$39,133	7.29%	\$461,870
Benefits	136,957	139,521	2,564	1.87%	117,493
Purchased Services	948,099	1,021,987	73,888	7.79%	908,099
Supplies & Materials	43,394	64,843	21,449	49.43%	43,394
Transfers	-	-	-	0.00%	-
Indirect Cost	-	28,190	28,190	0.00%	146
<b>Total Expenses</b>	<b>\$1,665,128</b>	<b>\$1,830,352</b>	<b>\$165,224</b>	<b>9.92%</b>	<b>\$1,531,002</b>



2019-20 REVISED



2020-21 REQUESTED



## TITLE I

	Audit 2018-19	Revised Budget 2019-20	Projected Actual 2019-20	Requested Budget 2020-21
<b>Beginning Fund Balance</b>	-	-	-	\$0
<b>Revenues</b>				
Federal Funding	\$251,940	\$667,173	\$667,173	\$529,019
State Funding		-	-	-
Fund Transfer		-	-	-
<b>Total Revenue</b>	<b>\$251,940</b>	<b>\$667,173</b>	<b>\$667,173</b>	<b>\$529,019</b>
<b>Expenditures</b>				
Salaries		\$470,808	\$470,808	\$337,320
Benefits		104,510	104,510	88,183
Purchased Services	Not tracked to this level in Prior Years	44,000	44,000	88,963
Supplies & Materials		23,849	23,849	2,400
Indirect Cost		24,006	24,006	12,153
<b>Total Expenses</b>	<b>\$251,940</b>	<b>\$667,173</b>	<b>\$667,173</b>	<b>\$529,019</b>
<b>TOTAL SURPLUS</b>	<b>-</b>	<b>-</b>	<b>-</b>	<b>-</b>

## TITLE II

	Audit 2018-19	Revised Budget 2019-20	Projected Actual 2019-20	Requested Budget 2020-21
<b>Beginning Fund Balance</b>	-	-	-	-
<b>Revenues</b>				
Federal Funding		\$131,982	\$131,982	\$60,982
State Funding		-	-	-
Fund Transfer		-	-	-
<b>Total Revenue</b>	<b>-</b>	<b>\$131,982</b>	<b>\$131,982</b>	<b>\$60,982</b>
<b>Expenditures</b>				
Salaries		-	-	-
Benefits		-	-	-
Purchased Services	Not tracked to this level in Prior Years	128,673	128,673	60,982
Supplies & Materials		-	-	-
Indirect Cost		3,309	3,309	-
<b>Total Expenses</b>	<b>-</b>	<b>\$131,982</b>	<b>\$131,982</b>	<b>\$60,982</b>
<b>TOTAL SURPLUS</b>	<b>-</b>	<b>-</b>	<b>-</b>	<b>-</b>

### TITLE III

	Audit 2018-19	Revised Budget 2019-20	Projected Actual 2019-20	Requested Budget 2020-21
<b>Beginning Fund Balance</b>	-	-	-	-
<b>Revenues</b>				
Federal Funding		\$12,496	\$12,496	\$10,573
State Funding		-	-	-
Fund Transfer		-	-	-
<b>Total Revenue</b>	-	<b>\$12,496</b>	<b>\$12,496</b>	<b>\$10,573</b>
<b>Expenditures</b>				
Salaries		\$8,730	\$8,730	\$8,058
Benefits		3,669	3,669	2,418
Purchased Services	Not tracked to this level in Prior Years	-	-	-
Supplies & Materials		-	-	-
Indirect Cost		97	97	97
<b>Total Expenses</b>	-	<b>\$12,496</b>	<b>\$12,496</b>	<b>\$10,573</b>
<b>TOTAL SURPLUS</b>	-	-	-	-

### TITLE IV

	Audit 2018-19	Revised Budget 2019-20	Projected Actual 2019-20	Requested Budget 2020-21
<b>Beginning Fund Balance</b>	-	-	-	-
<b>Revenues</b>				
Federal Funding		\$38,424	\$38,424	\$7,339
State Funding		-	-	-
Fund Transfer		-	-	-
<b>Total Revenue</b>	-	<b>\$38,424</b>	<b>\$38,424</b>	<b>\$7,339</b>
<b>Expenditures</b>				
Salaries		-	-	-
Benefits		-	-	-
Purchased Services	Not tracked to this level in Prior Years	31,085	31,085	-
Supplies & Materials		6,571	6,571	6,571
Indirect Cost		768	768	768
<b>Total Expenses</b>	-	<b>\$38,424</b>	<b>\$38,424</b>	<b>\$7,339</b>
<b>TOTAL SURPLUS</b>	-	-	-	-

## IDEA B (SPED)

	Audit 2018-19	Revised Budget 2019-20	Projected Actual 2019-20	Requested Budget 2020-21
<b>Beginning Fund Balance</b>	-	-	-	\$(5)
<b>Revenues</b>				
Federal Funding		\$216,809	\$226,879	\$224,742
State Funding		-	-	-
Fund Transfer		-	-	-
<b>Total Revenue</b>	<b>-</b>	<b>\$216,809</b>	<b>\$226,879</b>	<b>\$224,742</b>
<b>Expenditures</b>				
Salaries		\$136,740	\$59,740	\$105,240
Benefits		32,942	27,051	24,372
Purchased Services	Not tracked to this level in Prior Years	107,670	107,670	62,707
Supplies & Materials		32,423	32,418	32,423
Indirect Cost		-	-	-
<b>Total Expenses</b>	<b>-</b>	<b>\$309,775</b>	<b>\$226,879</b>	<b>\$224,742</b>
<b>TOTAL SURPLUS</b>	<b>-</b>	<b>\$(92,966)</b>	<b>-</b>	<b>-</b>

## FOOD SERVICE

	Audit 2018-19	Revised Budget 2019-20	Projected Actual 2019-20	Requested Budget 2020-21
<b>Beginning Fund Balance</b>	-	-	-	\$119,701
<b>Revenues</b>				
Federal Funding	\$499,266	\$848,986	\$718,986	\$848,986
State Funding		-	-	-
Fund Transfer		-	-	-
<b>Total Revenue</b>	<b>\$499,266</b>	<b>\$848,986</b>	<b>\$718,986</b>	<b>\$848,986</b>
<b>Expenditures</b>				
Salaries		\$19,000	\$6,533	\$11,250
Benefits		3,380	1,996	2,520
Purchased Services	Not tracked to this level in Prior Years	698,756	588,756	698,756
Supplies & Materials		2,000	2,000	2,000
Indirect Cost		-	-	-
<b>Total Expenses</b>	<b>\$499,266</b>	<b>\$723,136</b>	<b>\$599,285</b>	<b>\$714,526</b>
<b>TOTAL SURPLUS</b>	<b>-</b>	<b>\$125,850</b>	<b>\$119,701</b>	<b>\$254,161</b>

## OTHER FEDERAL GRANTS

	Audit 2018-19	Revised Budget 2019-20	Projected Actual 2019-20	Requested Budget 2020-21
<b>Beginning Fund Balance</b>	-	-	-	-
<b>Revenues</b>				
Federal Funding	\$315,000	\$32,295	\$32,295	\$14,579
State Funding		-	-	-
Fund Transfer		-	-	-
<b>Total Revenue</b>	<b>\$315,000</b>	<b>\$32,129</b>	<b>\$32,295</b>	<b>\$14,579</b>
<b>Expenditures</b>				
Salaries		\$30,000	\$30,000	-
Benefits		2,295	2,295	-
Purchased Services	PY Expenses not tracked at this level	-	-	-
Supplies & Materials		-	-	-
Indirect Cost		-	-	-
<b>Total Expenses</b>	<b>\$315,000</b>	<b>\$32,295</b>	<b>\$32,295</b>	<b>-</b>
<b>TOTAL SURPLUS</b>	<b>-</b>	<b>-</b>	<b>-</b>	<b>\$14,579</b>

## LEASE PAYOUT SCHEDULE

Year	Lease		Property Tax	TOTAL
	Main Building	Portable	Taxes	
2019-20	\$1,750,000		\$305,000	\$2,055,000
2020-21	\$1,837,500	\$63,281	\$312,625	\$2,213,406
2021-22	\$1,883,438	\$64,858	\$320,441	\$2,268,737
2022-23	\$1,930,523	\$66,481	\$328,452	\$2,325,456
2023-24	\$1,978,787	\$68,149	\$336,663	\$2,383,599
2024-25	\$2,028,257	\$69,853	\$345,080	\$2,443,190
<b>Total</b>	<b>\$11,408,505</b>	<b>\$332,622</b>	<b>\$1,948,261</b>	<b>\$13,689,388</b>

