



Sep-Nov 2023 ALC Referral Data

By Abigail Malone, ES Behavior Interventionist

Culture Goals for 2023-2024 School Year

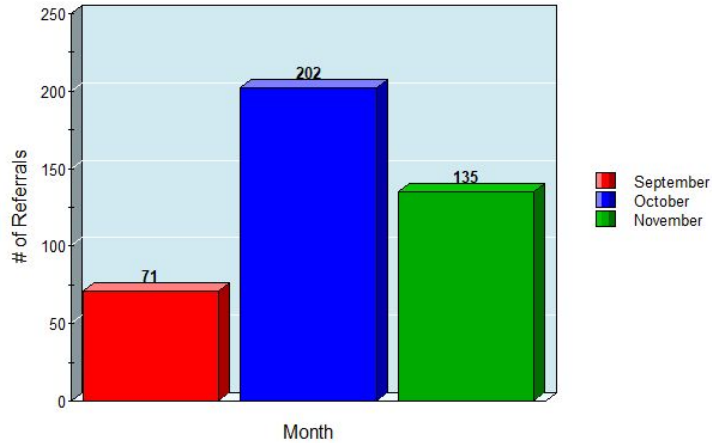
- Maximize classroom learning time
- Limit the amount of time students spend out of class

What constitutes an Out of Class Referral?

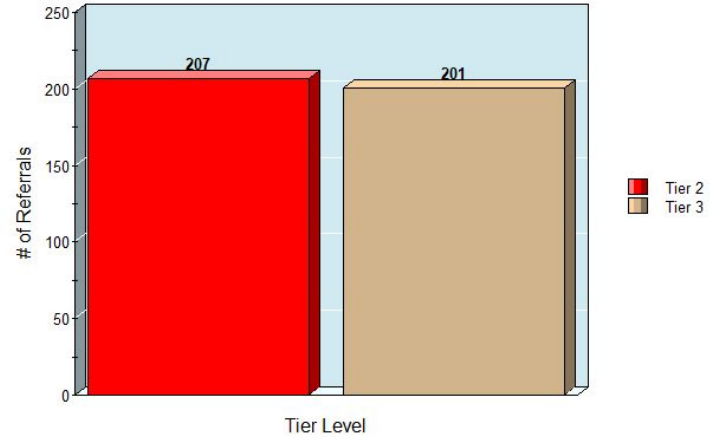
- Prolonged Tier 2 behaviors that are taking away from the learning of other students
- Tier 3 behaviors that impact student or staff safety

Total Referrals

Sep-Nov 2023 Total Referrals

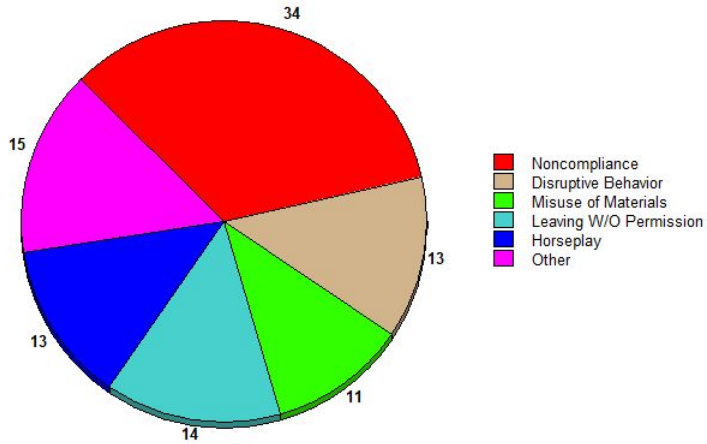


Sep-Nov 2023 ALC Referrals by Tier

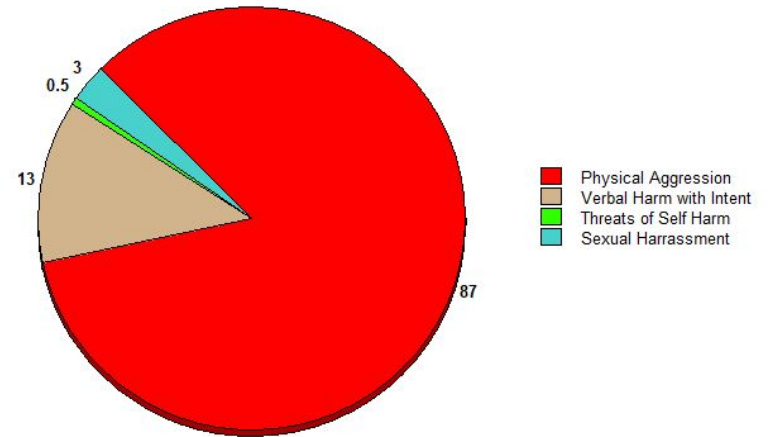


Tier 2 and Tier 3 Behaviors

Sep-Nov 2023 Tier 2 Referrals (%)



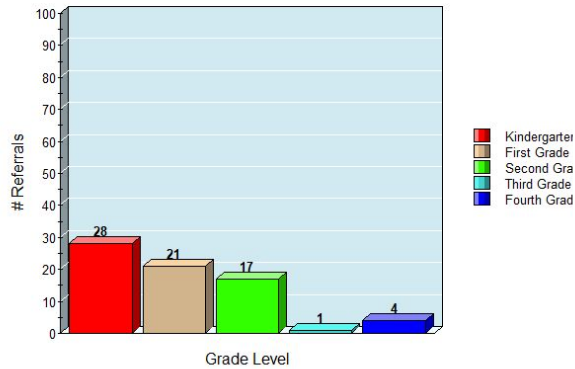
Sep-Nov 2023 Tier 3 Referrals (%)



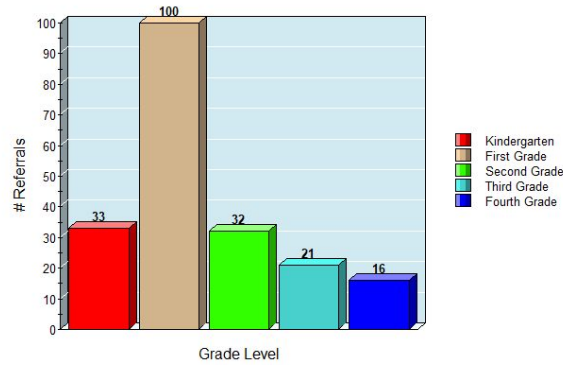
(Other Tier 2 behaviors include profanity, instigating others, and dysregulation)

Referrals by Grade

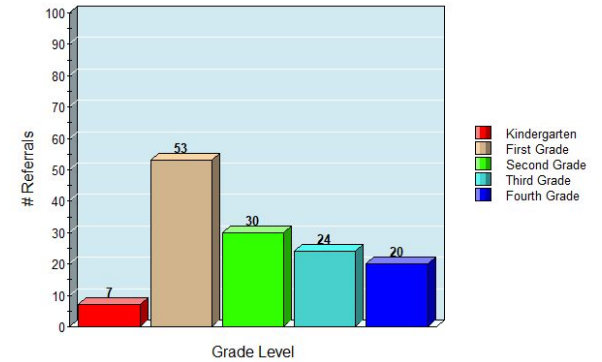
September Referrals by Grade



October Referrals by Grade

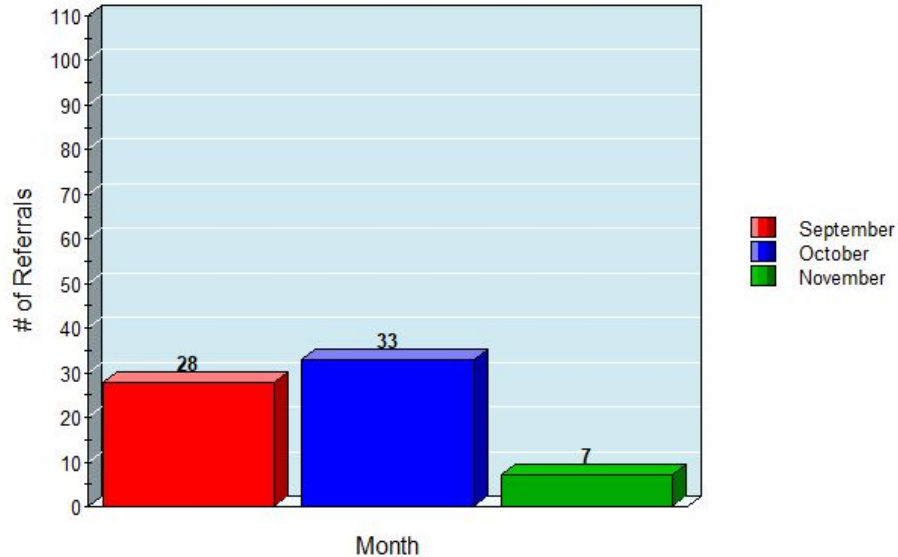


November Referrals by Grade



Kindergarten Referrals by Month

Sep-Nov 2023 Kindergarten Referrals



In September,

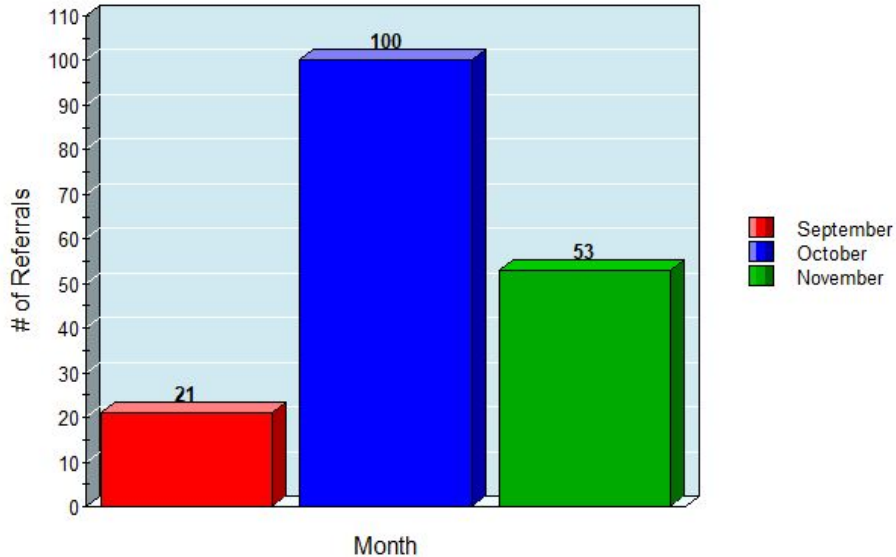
- 11 referrals were from one student
- 6 referrals were from one student

In October,

- 13 referrals were from one student

First Grade Referrals by Month

Sep-Nov 2023 First Grade Referrals



In September,

- 8 referrals were from one student
- 6 referrals were from one student
- 5 referrals were from one student

In October,

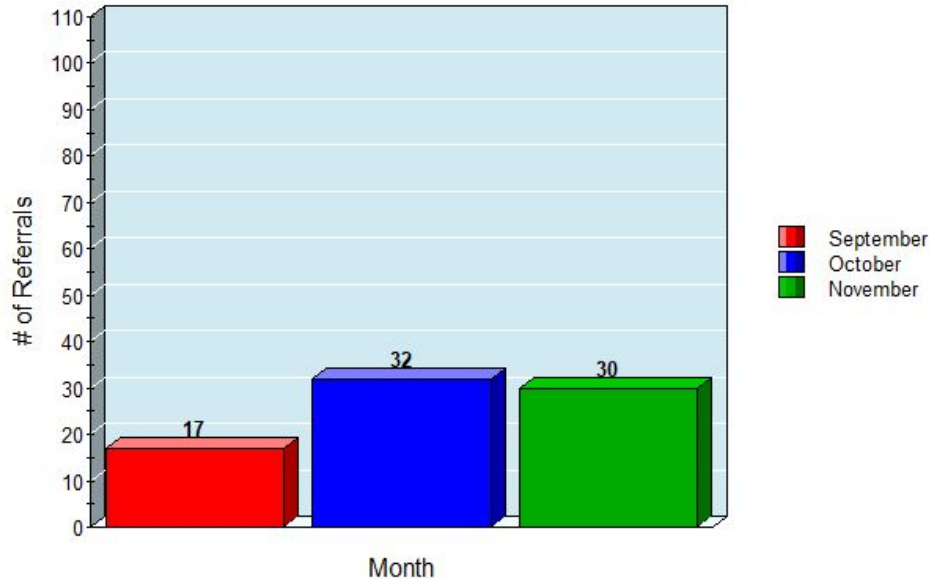
- 17 referrals were from one student
- 14 referrals were from one student
- 10 referrals were from one student
- 9 referrals were from one student
- 7 referrals were from one student

In November,

- 11 referrals were from one student
- 10 referrals were from one student
- 5 referrals were from one student

Second Grade Referrals by Month

Sep-Nov 2023 Second Grade Referrals



In October,

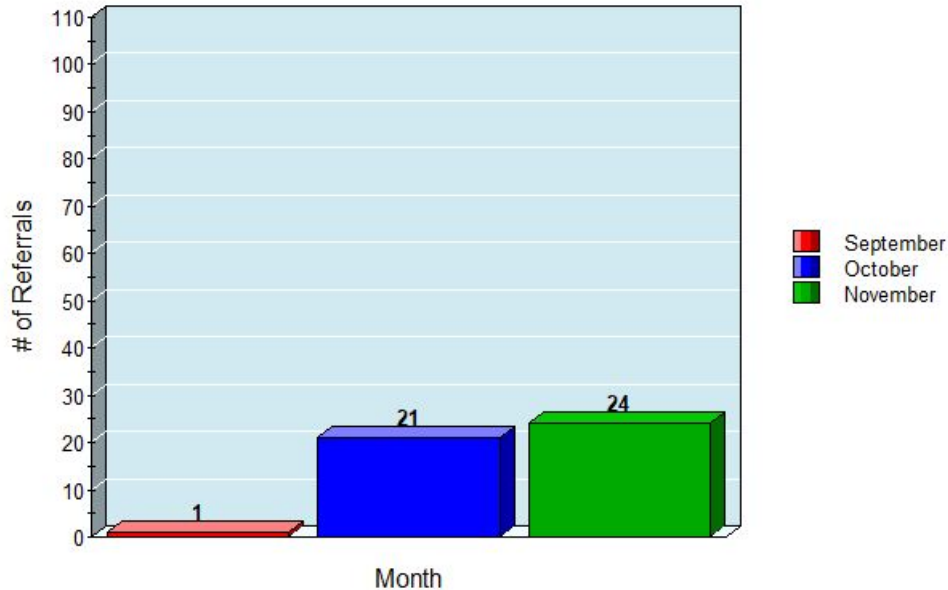
- 13 referrals were from one student

In November,

- 6 referrals were from one student
- 5 referrals were from one student

Third Grade Referrals by Month

Sep-Nov 2023 Third Grade Referrals

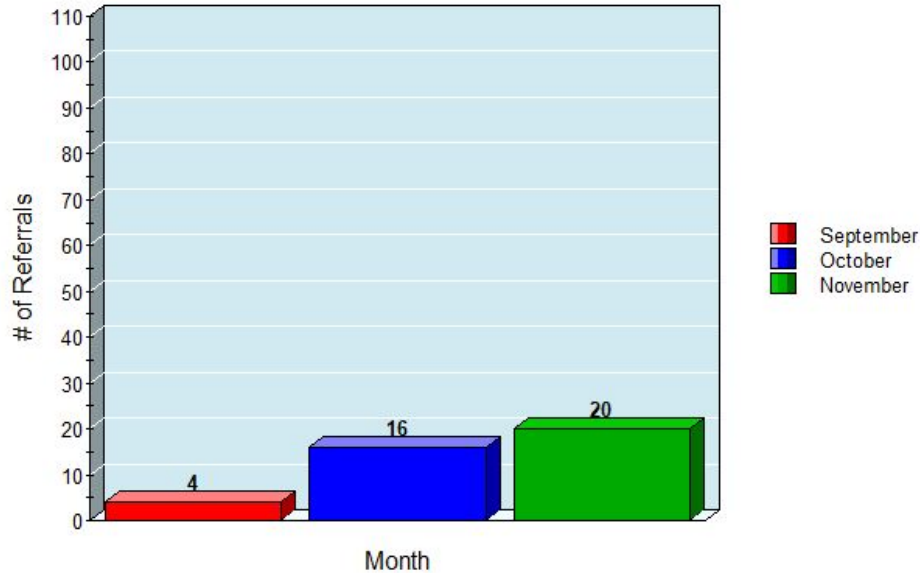


In November,

- 5 referrals were from one student
- 4 referrals were from one student

Fourth Grade Referrals by Month

Sep-Nov 2023 Fourth Grade Referrals



In October,

- 6 referrals were from one student

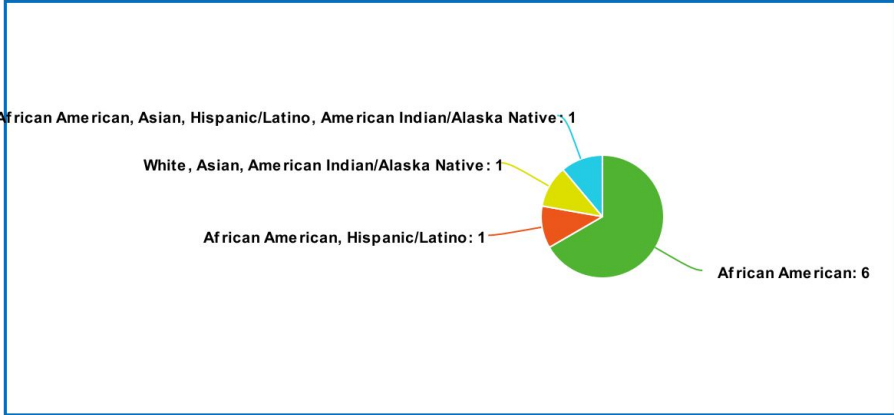
In November,

- 8 referrals were from one student
- 4 referrals were from one student

Demographic Data

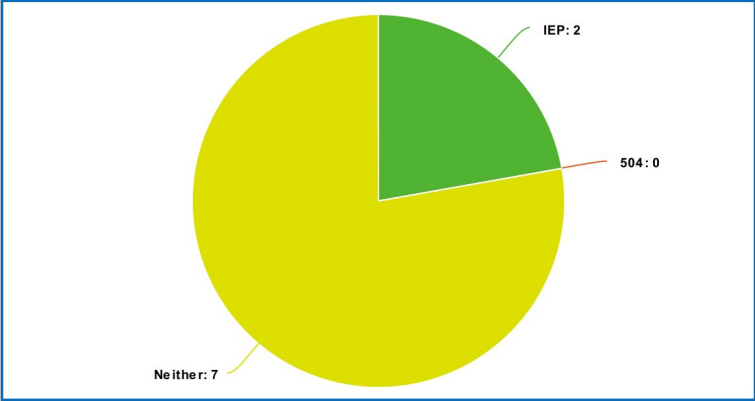
- 408 Referrals during September to November
- 9 students earned 38.7% of the referrals (158 of 408)
- Here is demographic information for those nine students:

Racial Demographic Info



- African American
- African American, Hispanic/Latino
- White, Asian, American Indian/Alaska Native
- White, African American, Asian, Hispanic/Latino, American Indian/Alaska Native

Racial Demographic Info



- IEP
- 504
- Neither