

HR Dashboard- Staffing & Recruitment

As of 9/6/23



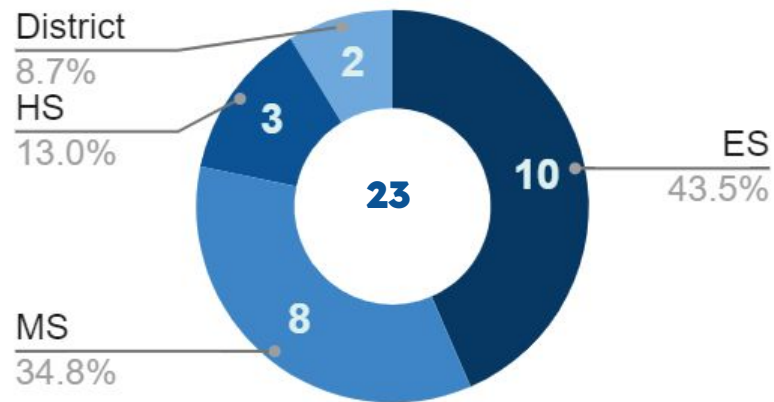
Head Count

254*

**Based on most recent payroll period of Aug. 31.*

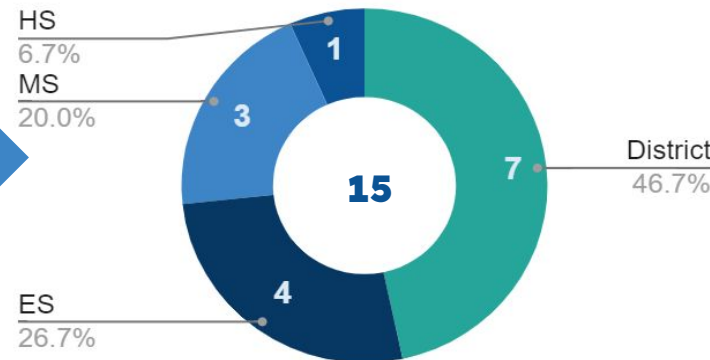
Includes per diem sub pool.

Voluntary Resignations By Building Since Last Day of School (6/22/23)



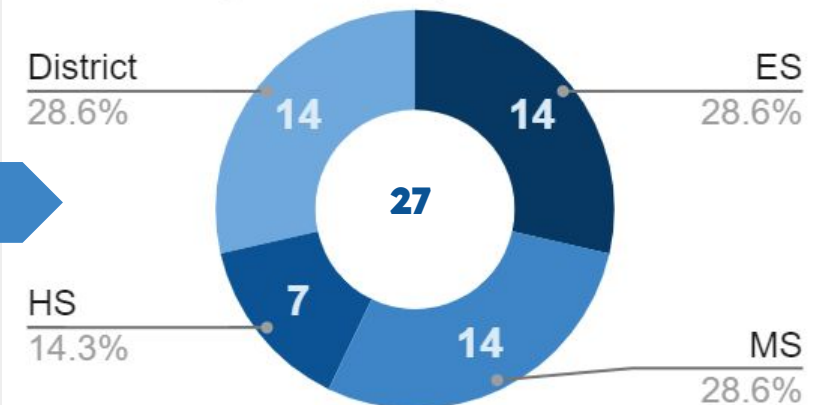
- **23** voluntary terms since 6/22/23
 - **4** additional newly hired staff resigned before starting

Summary of Open Positions Due to Resignations/ Previous Backfills/New Positions by Building



- Additionally, we have increased our per diem substitute bench to 10 subs, meeting our interim goal based on average daily absences in SY 22-23, in addition to 2 FT building subs per building

New Hires by Location



61
Total Positions Filled

See attached detailed vacancy report.

Vacancies Detailed View
15
As of 9/7/23

FOXBOROUGH REGIONAL CHARTER SCHOOL- STAFFING REPORT	
Vacancies by Location	7-Sep-23
Job Title	Building/Location
Accountant	District
School Culture Liaison	District
Behavioral Mental HHealth (SEL) Coordinator	District
Technology Associate	District
Maintenance Assistant	District
Data Analyst for Student Achievement	District
Curriculum and Professional Development Specialist	District
<i>*Food Service Assistant/Sub Pool (Multiple, rolling)</i>	<i>District</i>
<i>*District-Wide Per Diem Sub Pool (Multiple, rolling)</i>	<i>District</i>
Technology (STEM) Teacher Elementary School	ES
K-Paraprofessional	ES
ES ELE Teacher	ES
ES Behavior Interventionist	ES
HS Adjustment Counselor	HS
Grade 5 ELA Teacher- LTS	MS
MS Math Teacher- Gr 8	MS
Special Education Teacher MS	MS

TOTALS	
District	7
ES	4
MS	3
HS	1
TOTAL	15
*Plus two job pools that are rolling due to likelihood of turnover or need for coverages.	