



Pacific Coast Academy

Regular Scheduled Meeting

Date and Time

Thursday May 27, 2021 at 6:00 PM PDT

Location

Meeting via Teleconference

Meeting Held via Teleconference

Zoom Link

<https://zoom.us/j/92016432826>

Meeting ID: 920 1643 2826

Join by Phone

(669) 900-6833

Agenda

	Purpose	Presenter	Time
I. Opening Items			6:00 PM
A. Call the Meeting to Order		Kelly Durso	1 m
B. Roll Call of Board Members		Kelly Durso	1 m
C. Approval of Agenda	Vote	Kelly Durso	1 m
D. Public Comments			5 m
E. Promotion and Retention Procedure		Krystin Demofonte	1 m
F. Closed Session: Conference with Legal Counsel - Anticipated Litigation (Six Cases) §54956.9	Discuss		30 m
G. Executive Director's Report		Krystin Demofonte	10 m
H. Public Hearing 2021-2022 Local Control Accountability Plan (LCAP)		Rupi Boyd	5 m

	Purpose	Presenter	Time
II. Consent Agenda			6:54 PM
The items below form our consent agenda. The items are considered by the Executive Director to be of a routine nature and are acted on with one motion. Any recommendation may be removed at the request of any Board Member and placed under new and/or unfinished business. The last item in this section is a single vote to approve the items en masse.			
A. Approve Minutes	Approve Minutes		1 m
Approve minutes for Special Board Meeting on May 8, 2021			
B. Approve Minutes	Approve Minutes		1 m
Approve minutes for Regular Scheduled Meeting on April 29, 2021			
C. 2021-22 Employee Handbook			5 m
D. Compensation Policy			5 m
E. Approve Consent Agenda	Vote		2 m
This Is The Vote To Approve The Consent Agenda Items			
III. Finance			7:08 PM
A. April Financials	FYI		5 m
B. Invoices over \$100,000.00	Vote	Krystin Demofonte	5 m
IV. Operations			7:18 PM
A. AB86 Expanded Learning Opportunity Plan	Vote	Rupi Boyd	5 m
V. Academic Excellence			7:23 PM
A. Parent and Family Engagement Policy	Vote	Krystin Demofonte	5 m
VI. Other Business			7:28 PM
A. Closed Session: Public Employee Appointment-Executive Director § 54957	Discuss		
B. Executive Director Contract, Salary and Fringe Benefits	Vote	Amanda McArthur	15 m
C. 2021-22 Board Meeting Calendar Task Force	Vote	Kelly Durso	10 m
VII. Closing Items			7:53 PM
A. Announcement of Next Scheduled Meeting June 29, 2021 at 6:00pm	FYI	Kelly Durso	1 m
B. Adjourn Meeting	Vote		

Prepared By:
Jennifer Faber

Noted By:

Board Secretary

Public comment rules: Members of the public may address the Board on agenda or non-agenda items through the teleconference platform, zoom. Zoom does not require the members of the public to have an account or login. Please either utilize the chat option to communicate with the administrative team your desire to address the board or simply communicate orally your desire to address the board when the board asks for public comments. Speakers may be called in the order that requests are received. We ask that comments are limited to 2 minutes each, with no more than 15 minutes per single topic so that as many people as possible may be heard. If a member of the public utilizes a translator to address the board, those individuals are allotted 4 minutes each. If the board utilizes simultaneous translation equipment in a manner that allows the board to hear the translated public testimony simultaneously, those individuals are allotted 2 minutes each. By law, the Board is allowed to take action only on items on the agenda. The Board may, at its discretion, refer a matter to school staff or calendar the issue for future discussion.

Note: Pacific Coast Academy Governing Board encourages those with disabilities to participate fully in the public meeting process. If you need a disability-related modification or accommodation, including auxiliary aids or services, to participate in the public meeting, please contact the Pacific Coast Academy Office at [\(619\) 749-1928](tel:6197491928) at least 48 hours before the scheduled board meeting so that we may make every reasonable effort to accommodate you. (Government Code § 54954.2; Americans with Disabilities Act of 1990, § 202 (42 U.S.C. § 12132)).

Coversheet

Public Hearing 2021-2022 Local Control Accountability Plan (LCAP)

Section:	I. Opening Items
Item:	H. Public Hearing 2021-2022 Local Control Accountability Plan (LCAP)
Purpose:	FYI
Submitted by:	
Related Material:	PCA_DRAFT_LCAP.pdf

LCFF Budget Overview for Parents

Local Educational Agency (LEA) Name: Pacific Coast Academy

CDS Code: 37680490136416

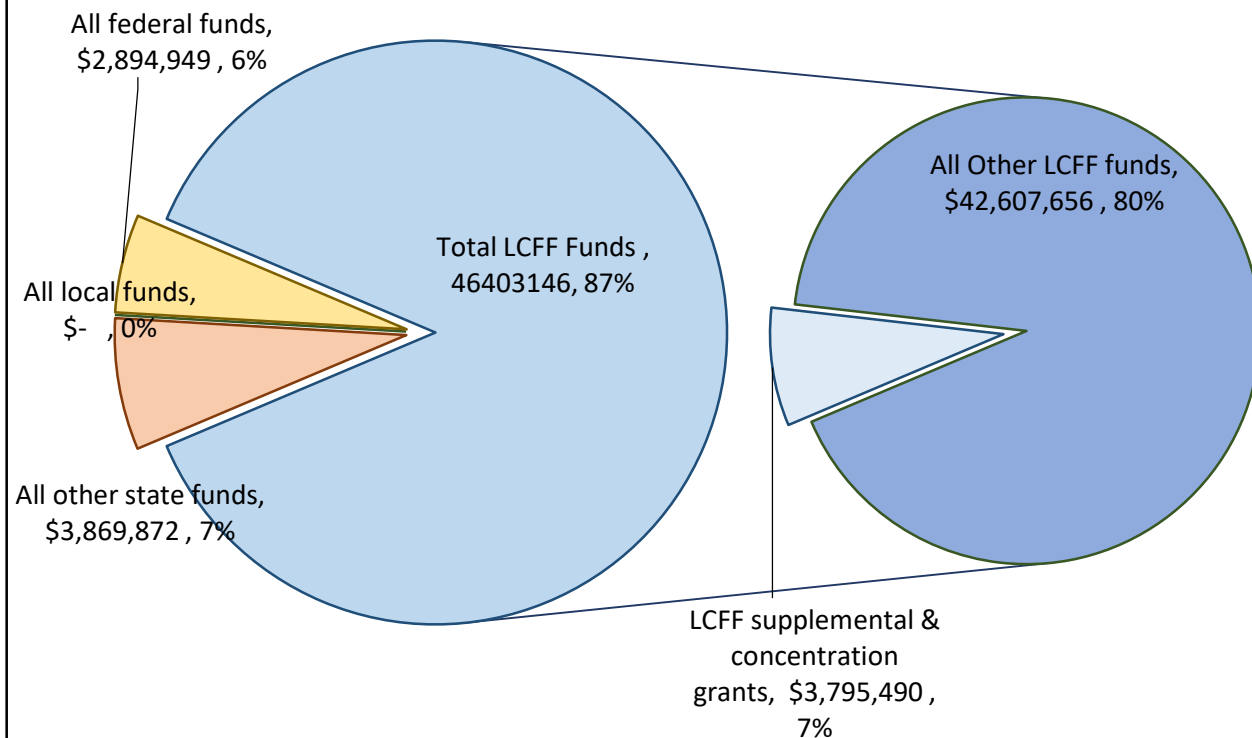
School Year: 2021 – 22

LEA contact information: Krystin Demofonte, Executive Director krystin@pacificcoastacademy.org

School districts receive funding from different sources: state funds under the Local Control Funding Formula (LCFF), other state funds, local funds, and federal funds. LCFF funds include a base level of funding for all LEAs and extra funding - called "supplemental and concentration" grants - to LEAs based on the enrollment of high needs students (foster youth, English learners, and low-income students).

Budget Overview for the 2021 – 22 School Year

Projected Revenue by Fund Source

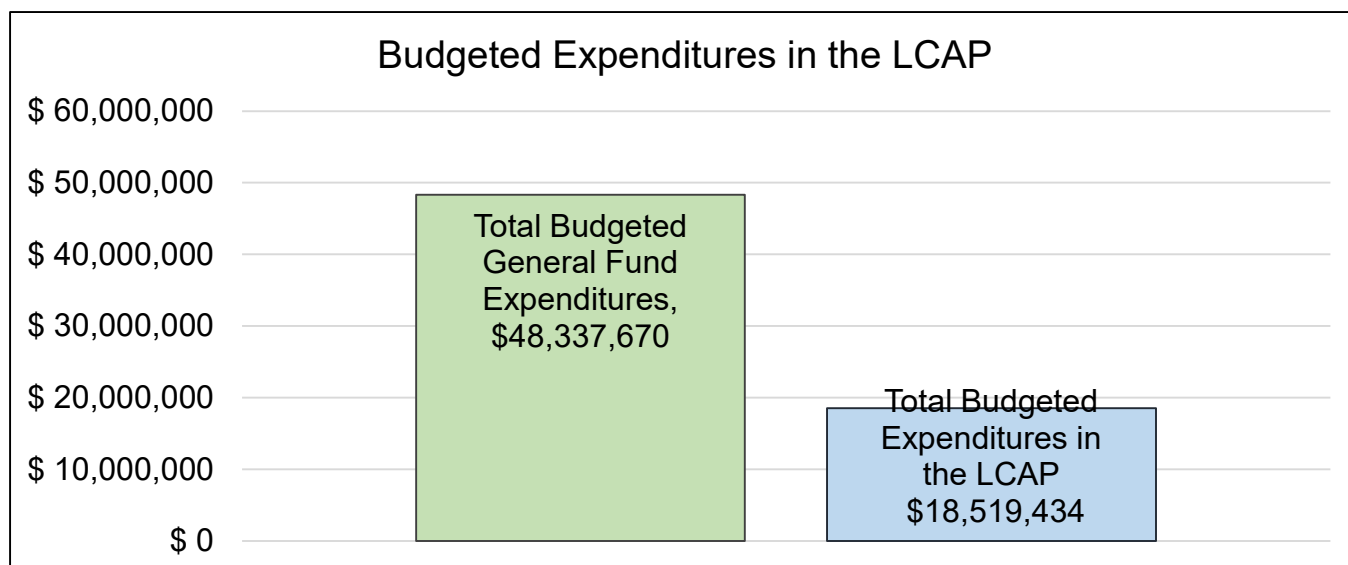


This chart shows the total general purpose revenue Pacific Coast Academy expects to receive in the coming year from all sources.

The total revenue projected for Pacific Coast Academy is \$53,167,966.97, of which \$46,403,146.00 is Local Control Funding Formula (LCFF), \$3,869,871.79 is other state funds, \$0.00 is local funds, and \$2,894,949.18 is federal funds. Of the \$46,403,146.00 in LCFF Funds, \$3,795,490.00 is generated based on the enrollment of high needs students (foster youth, English learner, and low-income students).

LCFF Budget Overview for Parents

The LCFF gives school districts more flexibility in deciding how to use state funds. In exchange, school districts must work with parents, educators, students, and the community to develop a Local Control and Accountability Plan (LCAP) that shows how they will use these funds to serve students.



This chart provides a quick summary of how much Pacific Coast Academy plans to spend for 2021 – 22. It shows how much of the total is tied to planned actions and services in the LCAP.

Pacific Coast Academy plans to spend \$48,337,669.80 for the 2021 – 22 school year. Of that amount, \$18,519,434.00 is tied to actions/services in the LCAP and \$29,818,235.80 is not included in the LCAP. The budgeted expenditures that are not included in the LCAP will be used for the following:

The budgeted expenditures that are not included in the LCAP will be used for the following: Classified salaries/benefits, administrator salaries/benefits, instructional materials, operations, professional services, and facility-related costs. The cost of our instructional materials is significant

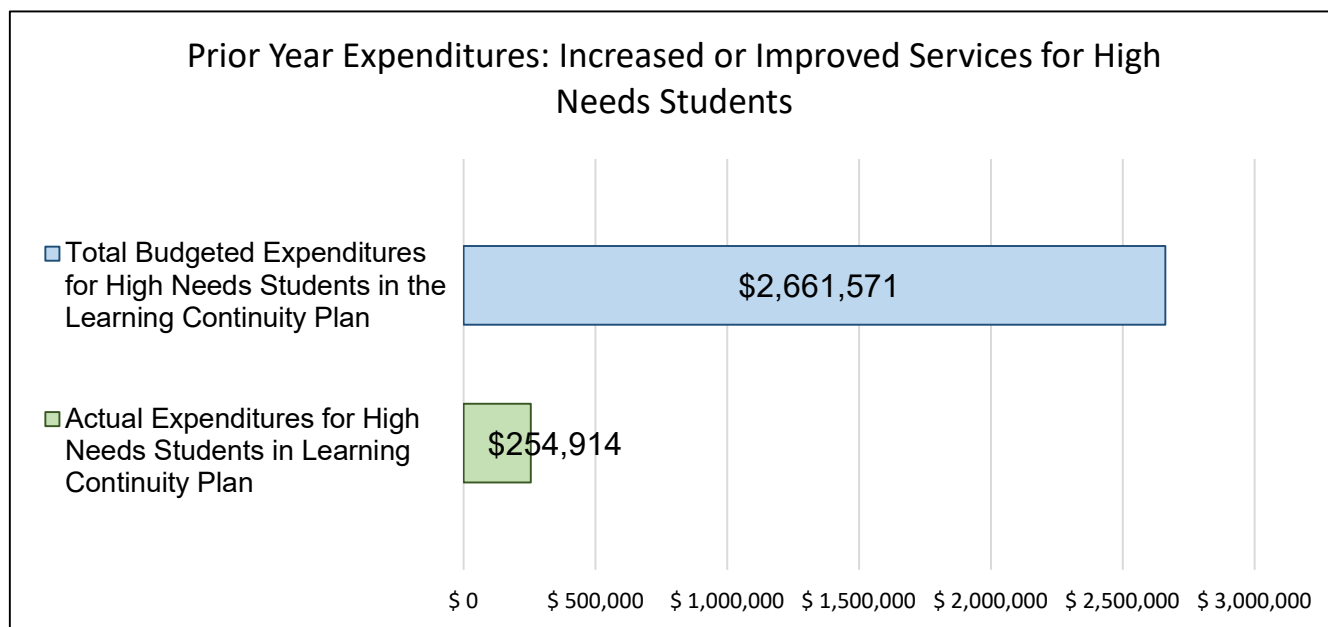
Increased or Improved Services for High Needs Students in the LCAP for the 2021 – 22 School Year

In 2021 – 22, Pacific Coast Academy is projecting it will receive \$3,795,490.00 based on the enrollment of foster youth, English learner, and low-income students. Pacific Coast Academy must describe how it intends to increase or improve services for high needs students in the LCAP. Pacific Coast Academy plans to spend \$2,767,512.00 towards meeting this requirement, as described in the LCAP. The additional improved services described in the plan include the following:

The amount of planned expenditures using LCFF supplemental/concentration funds represents the minimum proportionality percentatge (MPP) amount as calculated in the LCFF calculator.

LCFF Budget Overview for Parents

Update on Increased or Improved Services for High Needs Students in 2020 – 21



This chart compares what Pacific Coast Academy budgeted last year in the Learning Continuity Plan for actions and services that contribute to increasing or improving services for high needs students with what Pacific Coast Academy estimates it has spent on actions and services that contribute to increasing or improving services for high needs students in the current year.

In 2020 – 21, Pacific Coast Academy's Learning Continuity Plan budgeted \$2,661,571.00 for planned actions to increase or improve services for high needs students. Pacific Coast Academy actually spent \$254,914.00 for actions to increase or improve services for high needs students in 2020 – 21. The difference between the budgeted and actual expenditures of \$2,406,657.00 had the following impact on Pacific Coast Academy's ability to increase or improve services for high needs students:

The recent school closures and COVID19 pandemic have made it difficult to accurately predict anticipated expenditures.

Annual Update for Developing the 2021-22 Local Control and Accountability Plan

Annual Update for the 2019–20 Local Control and Accountability Plan Year

LEA Name	Contact Name and Title	Email and Phone
Pacific Coast Academy	Krystin Demofonte Senior Director	krystin@pacificcoastacademy.org (619) 404-3190

The following is the local educational agency's (LEA's) analysis of its goals, measurable outcomes and actions and services from the 2019-20 Local Control and Accountability Plan (LCAP).

Goal 1

Provide high-quality teaching and learning that promotes opportunity for applying knowledge within an independent study/online curriculum structure.

State and/or Local Priorities addressed by this goal:

State Priorities: Priority 1: Basic (Conditions of Learning)
 Priority 7: Course Access (Conditions of Learning)

Local Priorities: Basic Conditions

Annual Measurable Outcomes

Expected	Actual
Metric/Indicator Percent of teachers appropriately credentialed and assigned. Baseline 100%	100% of the teachers are appropriately assigned and fully credentialed.
Metric/Indicator Percent of facilities considered safe as demonstrated in the Facilities Inventory (FIT) Report. Baseline 100%	100% of our facilities are considered safe according to the Facilities Inventory (FIT) Report.
Metric/Indicator Percent of student with access to CA state standards-aligned instructional materials (text and e-text) for all core subject areas. Baseline 100%	100% of students have access to CA state standards-aligned instructional materials (text and e-text) for all core subject areas.
Metric/Indicator Percent of students who have access to a computer. Baseline 100%	100% of students have access to a computer
Metric/Indicator	100% of students have a broad course of study through vendor lobby electives and enrichment opportunities.

Expected	Actual
Percent of students who have a broad course of study through vendor lobby electives and enrichment opportunities. Baseline 100%	

Actions / Services

Planned Actions/Services	Budgeted Expenditures	Actual Expenditures
Ensure teachers are appropriate credentialed and assigned.	Certificated Teachers 1000-1999: Certificated Personnel Salaries LCFF Base \$8,930,000	Certificated Teachers 1000-1999: Certificated Personnel Salaries LCFF Base \$13,996,373
Staff will meet in monthly PLNs to share and discuss best practices and resources for supporting learning in a virtual environment.	Professional Development 5800: Professional/Consulting Services And Operating Expenditures \$8,859	Professional Development 5800: Professional/Consulting Services And Operating Expenditures LCFF Base \$0
Provide access to broad course of study such as VAPA courses and enrichment opportunities	Books & Supplies 4000-4999: Books And Supplies LCFF Base \$4,414,009	Books & Supplies 4000-4999: Books And Supplies LCFF Base \$3,743,607

Goal Analysis

A description of how funds budgeted for Actions/Services that were not implemented were used to support students, families, teachers, and staff.

Staff met in monthly PLCs virtually due to the pandemic and there was no need to rent spaces for in-person meetings.

A description of the successes and challenges in implementing the actions/services to achieve the goal.

We implemented all actions/services as planned including ensuring all staff is appropriately assigned, ensured all students have access to CA state standards-aligned instructional materials (text and e-text) for all core subject areas, access to a broad course of study (electives and enrichment courses) and access to a computer for virtual instruction.

Goal 2

Provide appropriate tiered supports that promote and sustain positive social/emotional development as well increased academic achievement for all students.

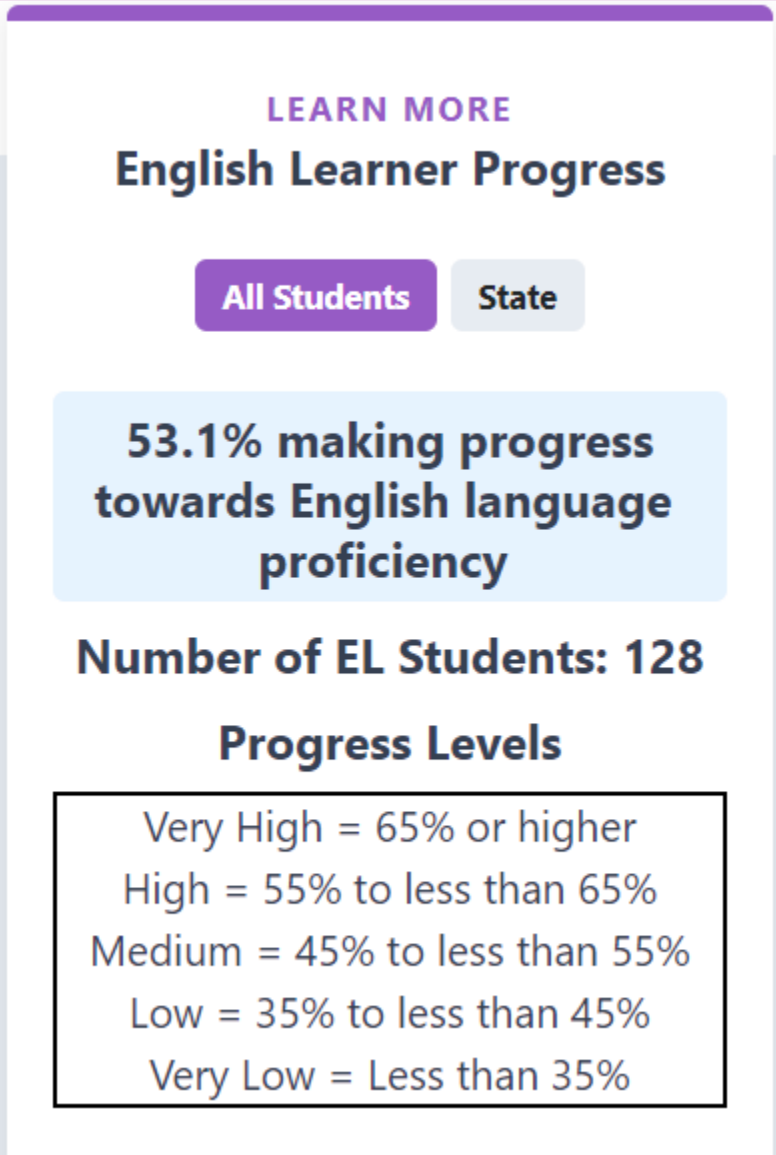
State and/or Local Priorities addressed by this goal:

State Priorities: Priority 2: State Standards (Conditions of Learning)
 Priority 4: Pupil Achievement (Pupil Outcomes)
 Priority 7: Course Access (Conditions of Learning)

Local Priorities: Implementation of Academic Standards

Annual Measurable Outcomes

Expected	Actual
Metric/Indicator CAASPP participation rate will be at least 95% Baseline ELA: 73.1% Math: 72.9%	The CAASPP participation rate for 2018-2019 was 90% (California Schools Dashboard) which is an increase from previous years but still is a focus for the school. The CAASPP assessment was not given in 2019-20 due to the COVID-19 pandemic.
Metric/Indicator The percentage of Inspire students meeting or exceeding standards on CAASPP ELA assessments, including all subgroups Baseline 40%	In 2018-2019, 44.78% of our students scored at Standard Met or Standard Exceeded on the ELA Smarter Balanced Assessment (California Schools Dashboard). The CAASPP assessment was not given in 2019-20 due to the COVID-19 pandemic.
Metric/Indicator The percentage of Inspire students meeting or exceeding standards on CAASPP Mathematics assessments, including all subgroups Baseline 24%	in 208-2019, 22.44% of our students scored at Standard Met or Standard Exceeded on the Mathematics Smarter Balanced Assessment (California Schools Dashboard). The CAASPP assessment was not given in 2019-20 due to the COVID-19 pandemic.

Expected	Actual
<p>Metric/Indicator 10% of English Learners will increase one level of proficiency on the English Learner Progress Indicator annually</p> <p>Baseline Level 4- 28.6% Level 3- 24.4% Level 2- 18.5% Level 1- 28.6%</p>	 <p>LEARN MORE</p> <p>English Learner Progress</p> <p>All Students State</p> <p>53.1% making progress towards English language proficiency</p> <p>Number of EL Students: 128</p> <p>Progress Levels</p> <p>Very High = 65% or higher High = 55% to less than 65% Medium = 45% to less than 55% Low = 35% to less than 45% Very Low = Less than 35%</p>
<p>Metric/Indicator At least 10% of EL students will reclassify</p> <p>Baseline</p>	<p>12% of English Learners (ELs) reclassified to RFEP</p>

Expected	Actual																							
0%	<table><tr><th>School</th><th>CDSCode</th><th>Enrollment</th><th>English Lea</th></tr><tr><td>Pacific Coast Academy</td><td>37680490136416</td><td>3,978</td><td>122 (3</td></tr><tr><td>District Total:</td><td></td><td>9,734</td><td>388 (4</td></tr><tr><td>County Total:</td><td></td><td>502,785</td><td>94,020 (18</td></tr><tr><td>State Total:</td><td></td><td>6,163,001</td><td>1,148,024 (1</td></tr></table>				School	CDSCode	Enrollment	English Lea	Pacific Coast Academy	37680490136416	3,978	122 (3	District Total:		9,734	388 (4	County Total:		502,785	94,020 (18	State Total:		6,163,001	1,148,024 (1
School	CDSCode	Enrollment	English Lea																					
Pacific Coast Academy	37680490136416	3,978	122 (3																					
District Total:		9,734	388 (4																					
County Total:		502,785	94,020 (18																					
State Total:		6,163,001	1,148,024 (1																					
Metric/Indicator 100% of teachers will engage in >15 hours of curriculum training and CCSS PD during the school year	100% of our teachers participated in 15 hours or more of curriculum training for common core state standards (CCSS).																							
Baseline 100%																								
Metric/Indicator 95% of all students will participate in quarterly interim benchmark assessments to show mastery of standards taught	90% of our students participated in the fall quarterly interim benchmark assessment, an increase of 5% from last year (85%)																							
Baseline 75%																								

Actions / Services

Planned Actions/Services	Budgeted Expenditures	Actual Expenditures
Administer interim benchmark assessments to identify the standards not yet mastered and prepare for state testing in ELA and Math.	Certificated Staff 1000-1999: Certificated Personnel Salaries LCFF 0	Certificated Staff 1000-1999: Certificated Personnel Salaries LCFF 0
Continue Multi-Tiered Systems of Supports to identify student attendance and academic/social needs, or exceptional needs and to individualize support including online virtual instruction license assignments, and enrichment tutoring services	Intervention services (MTSS) 5000-5999: Services And Other Operating Expenditures LCFF Base \$564,187	Intervention services (MTSS) 5000-5999: Services And Other Operating Expenditures LCFF Base
Provide professional development to help guide and support administrators, counselors, and teachers in addressing the academic needs of ELs and their families including administering ELPAC,	Certificated Staff 1000-1999: Certificated Personnel Salaries LCFF Supplemental and Concentration \$156,000	Certificated Staff 1000-1999: Certificated Personnel Salaries LCFF Supplemental and Concentration \$366,162

Planned Actions/Services	Budgeted Expenditures	Actual Expenditures
identifying ELs, administering language surveys, and coordinating ELD instruction.		
Targeted Professional Development for teachers to support students who are performing below grade level standard on the Smarter Balance Assessment or STAR360 in ELA and Mathematics	Professional Development 5800: Professional/Consulting Services And Operating Expenditures Low Performing Student Block Grant (LPSBG) 0	Professional Development 1000-1999: Certificated Personnel Salaries Other 0
This action is embedded within Action 4 of this Goal and thus discontinued.		
This Action is embedded within Action 2 of this Goal and thus discontinued.		

Goal Analysis

A description of how funds budgeted for Actions/Services that were not implemented were used to support students, families, teachers, and staff.

All funds budgeted for actions/service indicated above were used to support students, families, teachers, and staff as indicated in the plan.

A description of the successes and challenges in implementing the actions/services to achieve the goal.

Due to COVID-19 Pandemic, CAASPP testing was suspended. The data included in the report is from 2018-2019 and 2019-2020. In 2018-2019, the CAASPP participation rate was 90% (California Schools Dashboard), an increase from the previous school year but will continue to be a focus 2021-2022. In 2018-2019, 44.78% of the students scored at Standard Met or Standard Exceeded on the ELA Smarter Balanced Assessment (California Schools Dashboard) but only 22.34% scored at Standard Met or Standard Exceeded on the Mathematics Smarter Balanced Assessment (California Schools Dashboard). Mathematical Practices were the focused of professional development for 2020-2021 to support students in achieving mastery of mathematic concepts.

In 2019-2020, 12% of English Learners (ELs) were reclassified to RFEP, which decreased by five percent due to the impact of COVID-19 pandemic. In 2019-2020, 100% of our teachers participated in 15 of curriculum training for common core state standards (CCSS) and 90% of the students participated in the interim benchmark assessment which is an increase of 5% from the previous school year (85%).

Goal 3

Create systems and structures that provide multiple personalized learning paths to increase cohort graduation rate and College and Career Readiness of students to close the achievement gap

State and/or Local Priorities addressed by this goal:

State Priorities: Priority 4: Pupil Achievement (Pupil Outcomes)
 Priority 8: Other Pupil Outcomes (Pupil Outcomes)

Local Priorities:

Annual Measurable Outcomes

Expected	Actual
Metric/Indicator The number of students taking college level courses (concurrent enrollment or within community colleges) Baseline 100 students will enroll in college level courses.	21 students are taking college level courses.
Metric/Indicator Counselors and HST teachers will meet with each student and family to create a personalized learning plan Baseline 100%	100% of students and family have met with Counselors and HST's to create a personalized learning plan
Metric/Indicator Increase the number of Career Technical Pathways Baseline Establish at least one CTE Pathways	3 CTE pathways are established.
Metric/Indicator Increase the percentage of students scoring at Prepared and Approaching Prepared on the College Career Indicator Baseline Data not released by CDE on the California Dashboard.	14.3% of students are scoring at Prepared and 12.7% at Approaching Prepared on the College Career Indicator

Expected	Actual
	<div><div>LEARN MORE</div><div>College/Career</div><div>All StudentsState</div><div><div></div></div><div>No Performance Color</div><div>14.3% prepared</div><div>No Data</div><div>EQUITY REPORT</div><div>Number of Student Groups in Each Color</div><div><div><div>0</div><div>Red</div></div><div><div>0</div><div>Orange</div></div><div><div>0</div><div>Yellow</div></div><div><div>0</div><div>Green</div></div><div><div>0</div><div>Blue</div></div></div></div>
Metric/Indicator Percent of students that pass AP examination with a score of 3 or higher	1 student passed the AP exam with a score of 3 or higher

Expected	Actual
Baseline This will be based on 2017-18 test results	

Actions / Services

Planned Actions/Services	Budgeted Expenditures	Actual Expenditures
Increase number of vertically aligned CTE Pathways	Certificated Staff (Costs included in Goal 1, action 1) 1000-1999: Certificated Personnel Salaries LCFF Base 0	Certificated Staff (Costs included in Goal 1, action 1) 1000-1999: Certificated Personnel Salaries LCFF Base 0
Continue to support and provide professional development to administrators and teachers to ensure students demonstrate preparedness as measured by the College Career Indicator.	Professional/consulting services and operating expenditures costs included in Goal 1, Action 2 5800: Professional/Consulting Services And Operating Expenditures LCFF Base 0	Professional/consulting services and operating expenditures costs included in Goal 1, Action 2 5800: Professional/Consulting Services And Operating Expenditures LCFF Base 0
The school will establish an IGPS review/adjustment procedure that includes reviewing individual student grades after every grading period. Counselors and HSTs will identify, create a plan and monitor for students at risk.	Certificated Staff (Costs included in Goal 1, action 1) 1000-1999: Certificated Personnel Salaries LCFF Base 0	Certificated Staff (Costs included in Goal 1, action 1) 1000-1999: Certificated Personnel Salaries LCFF Base 0

Goal Analysis

A description of how funds budgeted for Actions/Services that were not implemented were used to support students, families, teachers, and staff.

All funds budgeted for the actions/services services listed above were implemented and used to support students, families, teachers, and staff.

A description of the successes and challenges in implementing the actions/services to achieve the goal.

PCA implemented systems and structures that provide multiple personalized learning paths to increase cohort graduation rate and College and Career Readiness of students to close the achievement gap. Professional development provided to the staff provided training and support for CTE and College/Career Readiness. We added additional CTE pathways to increase course offering to students to increase the number of students who are College and Career ready upon graduating from PCA. The school successfully

established the Individualized Graduation Plans in partnership with the teacher, family and HS counselor. We acknowledge that this goal is a continued component with a continued strategic plan for our students.

Goal 4

Increase student, parent, staff, and community engagement through collaboration, transparency, and communication and provide broad course of study.


State and/or Local Priorities addressed by this goal:

State Priorities:	Priority 1: Basic (Conditions of Learning) Priority 3: Parental Involvement (Engagement) Priority 5: Pupil Engagement (Engagement) Priority 6: School Climate (Engagement) Priority 7: Course Access (Conditions of Learning)
Local Priorities:	• Parent Involvement and Engagement • School Climate Survey

Annual Measurable Outcomes

Expected	Actual
Metric/Indicator Increase number of students participating in Enrichment opportunities as measured by student enrollment Baseline New program and Baseline data will be available in 2018-19	Due to the COVID-19 Pandemic shutdown, students were not able to participate in enrichment activities and a baseline couldn't be created. Students were provided opportunity to participate in virtual field trips and events.
Metric/Indicator Increased student participation academic and leadership opportunities such as Yearbook Committee, Student Council, Meet the Masters based on student sign in Baseline Baseline data will be created in 2018-19	Due to the COVID-19 Pandemic shutdown, students were not able to participate in academic and leadership activities and a baseline couldn't be created. Students were provided opportunity to participate in virtual leadership events.
Metric/Indicator Increase use of school website and provide parents with updated FAQs, policies, and program descriptions as monitored by Google Analytics Baseline 100%	Our website plays a critical role in communicating FAQs, policies, and program descriptions (that are updated regularly). According to google analytics, are website traffic is as follows: 1 day active users 189 (100%) 7 day active users 1421 (100%) 14 day active users 2117 (100%)

Expected	Actual
	28 active users 3428 (100%)
Metric/Indicator maintain chronic absenteeism rate at 0%. Baseline 0%	The chronic absenteeism decreased by 1.5% to 0.3%

Expected	Actual
	<div><div>LEARN MORE</div><div>Chronic Absenteeism</div><div><div>All Students</div><div>State</div></div><div></div><div>Blue</div><div>0.3% chronically absent</div><div>Declined 1.5% ⬇️</div><div><div>EQUITY REPORT</div><div>Number of Student Groups in Each Color</div><div><div><div>0</div><div>Red</div></div><div><div>0</div><div>Orange</div></div><div><div>0</div><div>Yellow</div></div><div><div>0</div><div>Green</div></div><div><div>8</div><div>Blue</div></div></div></div></div>
Metric/Indicator Maintain the rate of pupil suspension and expulsions rates.	The suspension and expulsion rate were 0%

Expected	Actual
<div>Baseline</div> <div>0%</div>	<div><div><div>LEARN MORE</div><div>Suspension Rate</div><div>All StudentsState</div><div><div><div></div><div></div><div></div><div></div><div></div><div></div></div><div>Blue</div></div><div>0% suspended at least once</div><div>Maintained 0%</div><div>EQUITY REPORT</div><div>Number of Student Groups in Each Color</div><div><div><div>0</div><div>Red</div></div><div><div>0</div><div>Orange</div></div><div><div>0</div><div>Yellow</div></div><div><div>0</div><div>Green</div></div><div><div>8</div><div>Blue</div></div></div></div></div>
<div>Metric/Indicator</div> <div>Increase high school cohort graduation rate</div>	<div>75% of the students in the Cohort graduated within the four years. This was the baseline year for the graduation rate.</div>

Expected	Actual
<div>Baseline TBD</div>	<div><div><div><div>LEARN MORE</div><div>Graduation Rate</div><div><div>All Students</div><div>State</div></div><div><div></div></div><div>No Performance Color</div><div>75% graduated</div><div>No Data</div><div><div>EQUITY REPORT</div><div>Number of Student Groups in Each Color</div><div><div><div>0</div><div>Red</div></div><div><div>0</div><div>Orange</div></div><div><div>0</div><div>Yellow</div></div><div><div>0</div><div>Green</div></div><div><div>0</div><div>Blue</div></div></div></div></div></div></div>
<div>Metric/Indicator Decrease the high school cohort dropout rate</div>	<div>The data for this metric was discontinued by CDE. The focus now is on cohort graduation rate. The cohort graduation rate does not include students who are enrolled in adult education school to</div>

Expected	Actual
Baseline TBD	continue their studies, fifth year seniors or students who took the GED.
Metric/Indicator Decrease the middle school dropout rate Baseline Our SIS does not identify any middle school students as dropouts.	Based on our internal SIS, we did not have any middle school students as dropouts
Metric/Indicator Increase parent participation rate for the school climate survey by 10% Baseline 8% surveys were returned	Families participated in the Learning Continuity Plan in 2019-2020. The COVID-19 Pandemic shutdown had an impact on the number of families participating the climate survey.
Metric/Indicator Maintain current attendance rates of 95% or higher by ensuring the timely completion of assignments Baseline 95%	The school has maintained the attendance rate of 95% of the student complete their assignments on time.

Actions / Services

Planned Actions/Services	Budgeted Expenditures	Actual Expenditures
Implement four-year graduation rate needs assessment and root cause analysis including related professional development	Professional Development 5800: Professional/Consulting Services And Operating Expenditures LCFF Base 0	Professional Development 5800: Professional/Consulting Services And Operating Expenditures LCFF Base 0
Fund parent liaison position to address specific needs of unduplicated students including augmented communication with their families	Certificated Staff 1000-1999: Certificated Personnel Salaries LCFF Supplemental and Concentration \$143,000	Certificated Staff 1000-1999: Certificated Personnel Salaries LCFF Supplemental and Concentration \$81,708
Fund Foster/homeless youth liaison position to address the specific needs of foster/homeless youth including proactive monitoring of socio-emotional needs	Certificated Staff 1000-1999: Certificated Personnel Salaries	Certificated Staff 1000-1999: Certificated Personnel Salaries

Planned Actions/Services	Budgeted Expenditures	Actual Expenditures
	LCFF Supplemental and Concentration \$143,000	LCFF Supplemental and Concentration \$92,517
Implement Project Recovery for students, particularly those with an EL, FY, or SED background, who did not re-enroll with Inspire the following school year as well as those that leave during a school year to decrease the dropout rates in middle and high school.	Certificated Staff 1000-1999: Certificated Personnel Salaries LCFF Supplemental and Concentration \$300,000	Certificated Staff 1000-1999: Certificated Personnel Salaries LCFF Supplemental and Concentration \$103,208
Increase opportunities for students to participate in leadership and academic events to development confidence and leadership skills.	Professional Development 5800: Professional/Consulting Services And Operating Expenditures LCFF Supplemental and Concentration \$1,650,708	\$1,630,957
Maintain updated FAQs, policies, and program descriptions on school website	Classified Staff 2000-2999: Classified Personnel Salaries LCFF Base 0	Classified Staff 2000-2999: Classified Personnel Salaries LCFF Base 0

Goal Analysis

A description of how funds budgeted for Actions/Services that were not implemented were used to support students, families, teachers, and staff.

The funds budgeted for actions/services were implemented and used to support students, families, teachers, and staff.

A description of the successes and challenges in implementing the actions/services to achieve the goal.

The challenge was in implementing project recovery due to the pandemic and economic crisis. It was difficult to locate students who no longer had access to internet or phone number. We could not conduct home visits due to the pandemic. Some families reported moving out of state to live with extended families but documentation was not provided. Opportunities for students to participate in leadership were conducted virtually. Students were provided with virtual programs to participate in academic events to develop confidence and leadership skills.

Annual Update for the 2020–21 Learning Continuity and Attendance Plan

The following is the local educational agency's (LEA's) analysis of its 2020-21 Learning Continuity and Attendance Plan (Learning Continuity Plan).

In-Person Instructional Offerings

Actions Related to In-Person Instructional Offerings

Description	Total Budgeted Funds	Estimated Actual Expenditures	Contributing
Expenditures associated with researching and access to virtual access to community resources, including Ford's Theatre, museums, Generation Beyond, The Good Egg Project, Alcoa Kitts Green.	\$4,500	\$0	Yes

A description of any substantive differences between the planned actions and/or budgeted expenditures for in-person instruction and what was implemented and/or expended on the actions.

We didn't provide in-person instruction instead the school created a list of resources for students to participate during the pandemic virtually.

Analysis of In-Person Instructional Offerings

A description of the successes and challenges in implementing in-person instruction in the 2020-21 school year.

Being a non-classroom-based charter school, students primarily school at home. An adjustment was the inability to utilize the community partners for enrichment opportunities.

Distance Learning Program

Actions Related to the Distance Learning Program

Description	Total Budgeted Funds	Estimated Actual Expenditures	Contributing
Placed-based learning curricular approaches and resources: As part of our curriculum, we emphasize Place-Based Learning to immerse students in local cultures, landscapes, and resources to contextualize our curriculum. However, many local resources, including museums remained closed due to COVID19. To maintain this approach, we need to invest in expenditures related to maintaining this curricular approach virtually.	\$215,000	\$213,051	Yes
Additional technology devices, including Chromebooks and iPads. To maintain our distance learning format, we need to invest in providing all students with adequate technology devices to allow them to equitably participate in all aspects of our curriculum, including distance based CTE programs that require laptops (not Chromebooks) to download and operate software. Given that most of our English Learners, students living in poverty, and students placed in foster care do not have adequate technology devices, the purchase of these items will principally benefit them. However, we will split fund this action among supplemental funds, newly available learning mitigation loss funds, and other adequate funding to ensure that students with exceptional learning needs, homeless, and other students also benefit.	\$282,809	\$321,222	Yes
Additional devices and resources to increase access to the internet, including hotspots. To maintain our distance learning format, we need to invest in providing all students with adequate access to high-speed internet services to allow them to equitably participate in all aspects of our curriculum, including online based academic software that works optimally with high-speed internet access. Given that most of our English Learners, students living in poverty, and students placed in foster care do not have adequate access to high speed internet service, the purchase of these items will principally benefit them. However, we will split fund this action among supplemental funds,	\$141,000	\$162,476	Yes

Description	Total Budgeted Funds	Estimated Actual Expenditures	Contributing
newly available learning mitigation loss funds, and other adequate funding to ensure that students with exceptional learning needs, homeless, and other students also benefit.			
The success of our most, but not all, of our distance learning approach is contingent upon interactive online-based learning software such as MobyMax that can be customized to specifically target skills and standards from prior grade levels and can be customized to match students' individualized learning needs through embedded instructional support, including built-in accommodations, parent portals, instructional videos, hands-on activities, performance tasks, and progress monitoring. Specifically, we offer specialized online-based supports for students that need Tier 2 supports. Given that most of our English Learners, students living in poverty, and students placed in foster care benefit greatly from online-based interactive software, the purchase of these items will principally benefit them. However, we will split fund this action among supplemental funds, newly available learning mitigation loss funds, and other adequate funding to ensure that students with exceptional learning needs, homeless, and other students also benefit.	\$877,262	1,004,309	Yes
Improvement of school technology infrastructure, including server, cyber security resources, and devices to support distance-based learning including Wifi hotspots and licenses for Zoom educational accounts to increase cyber security	\$236,724	\$313,504	No
Additional technology devices, including Chromebooks and iPads for students	\$211,000	\$190,847	No
Additional resources for students to improve access to the internet, including hotspots	\$127	\$260	No
Instructional material and assistive technology for students with exceptional needs to meet IEP related needs in distance learning format. E.g., Document cameras and additional online curriculum resources to support staff and students	\$38,000	\$41,514	No
Creation of IT Administrator position	\$70,614	\$76,819.75	No

Description	Total Budgeted Funds	Estimated Actual Expenditures	Contributing
Creation of IT Support Specialist position	\$54,003	\$62,858.13	No
Creation of IT Development Specialist position	\$68,550	\$67,374.99	No
Creation of IT Administrative Assistant position	\$48,547	\$0	No

A description of any substantive differences between the planned actions and/or budgeted expenditures for the distance learning program and what was implemented and/or expended on the actions.

Analysis of the Distance Learning Program

A description of the successes and challenges in implementing each of the following elements of the distance learning program in the 2020-21 school year, as applicable: Continuity of Instruction, Access to Devices and Connectivity, Pupil Participation and Progress, Distance Learning Professional Development, Staff Roles and Responsibilities, and Support for Pupils with Unique Needs.

Being a non-classroom based charter school, we didn't have the traditional distance learning model as a traditional public school. Challenges that our students faced were the increased need for connectivity and usage of devices with the online options in enrichment, curriculum, online learning opportunities, and synchronous learning online with our teachers. Our staff, also continuing to work from home, needed reliable internet and resources to teach remotely. Teachers couldn't meet with students face to face but were able to meet with families and students online.

Pupil Learning Loss

Actions Related to the Pupil Learning Loss

Description	Total Budgeted Funds	Estimated Actual Expenditures	Contributing
Given the anticipated learning loss influenced by COVID19 and societal unrest, it is vital that we are able to accurately discern students' subject specific proficiency level to adjust curriculum and instruction. The purchase and administration of diagnostic and interim assessments yield critical standards-based data to inform our practice. Expenditures associated with this action include the costs of assessment services (E.g., STAR360), and a Director of Testing position	\$218,000	\$235,880	Yes
Staff training related to diagnostic and interim assessments. We cannot optimize the use of data produced by diagnostic and interim assessments if staff do not fully understand how to interpret results and modify curriculum and instructional appropriately. Expenditures associated with this action including staff training of STAR360 metrics and results, as well as the new CAASPP/SBAC "Tools for Teachers"	\$13,500	\$11,850	Yes
Individual training opportunities for teachers and additional time during summer and school year to collaborate with peers related to assessing and addressing learning loss and responding to identified needs of students, particularly those who are most vulnerable to the impact of COVID 19 and societal unrest. Given the academic needs of our English Learners, students living in poverty, and students placed in foster care, the action will principally benefit them.	\$65,000	\$66,150	Yes
Staff and parent training related to understanding our tiered supports, particularly for those who are most vulnerable to the impact of COVID 19 and societal unrest. Given the social-emotional and academic needs of our English Learners, students living in poverty, and students placed in foster care, the action will principally benefit them.	\$4,500	\$2,500	Yes
Staff and parent training related to trauma-informed practices, including Social Emotional Learning. Results of seminal studies clearly demonstrate students struggle to engage in learning when their basic needs are not met. In particular, English Learners,	\$12,000	\$12500	Yes

Description	Total Budgeted Funds	Estimated Actual Expenditures	Contributing
students living in poverty, students placed in foster care, students experiencing homelessness, and those with exceptional needs are most vulnerable to the effects of the pandemic, societal unrest, and resulting learning loss that exacerbates previous achievement gaps.			
Supporting the academic success of our English Learners, including staff training of specific academic supports such as using a range of information systems (e.g., graphic organizers, diagrams, videos, or other media) and improved language models (e.g., sentence frames and stems) to provide comprehensible input and structure.	\$162,000	\$151,708	Yes
We will purchase materials and fund additional supports to help students living in poverty, in foster care, or who qualify as English Learners to equitably participate in our Tier 1 instruction/curriculum. Expenditures associated with this action include the cost of liaison positions and counselors. Given the academic and socio-emotional needs of our English Learners, students living in poverty, and students placed in foster care, the action will principally benefit them. However, we will split fund this action among supplemental funds, newly available learning mitigation loss funds, and other adequate funding to ensure that students with exceptional learning needs, homeless, and other students also benefit.	\$530,000	\$569,637	Yes
Given the substantial emotional and financial impact of COVID19 and societal unrest on our students, we anticipate many students disengaging from school. To mitigate these negative effects, we will fund staff to proactively engage in a systemic outreach and monitoring effort, including students who manifest symptoms of chronic absenteeism. Expenditures include the creation of a Student Support Coordinator.	\$132,000	\$100,534.67	Yes
Stipend for Professional Development Coordinator	\$8,500	\$8,500	Yes

A description of any substantive differences between the planned actions and/or budgeted expenditures for addressing pupil learning loss and what was implemented and/or expended on the actions.

In regards to pupil learning loss, again due to the in staff PD that were already developed, we didn't have a need to purchase any additional training for our staff and parents. Our staff and parents did receive training understanding MTSS and ELD, but we utilized

staffing, resources that were already embedded into our budget. Again, as stated above, there were additional free resources this year, unlike before, that our school was able to utilize to support these vital areas of training.

Analysis of Pupil Learning Loss

A description of the successes and challenges in addressing Pupil Learning Loss in the 2020-21 school year and an analysis of the effectiveness of the efforts to address Pupil Learning Loss to date.

As a non-classroom based independent study charter school, homeschooling students were able to continue the different modes of learning with teacher-directed, online and within the blended instructional model. Teachers communicated and met with students through digital platforms. Increased number of secondary students chose to enroll in the direct-instruction core subjects virtual classes. One challenge that the school had was to get all of our students to participate in the benchmark diagnostic (STAR) in English language arts and mathematics. Feedback from families who took the benchmark felt they have been doing so much learning online, technology overload, COVID related life circumstances, it was another online time for their student to be on technology. Due to the COVID pandemic, the family home dynamics had changed which made testing difficult for students. Although all students have access to technology and internet access, there are a few areas where student connectivity is still in question, due to the location of a student's home. There was an increase in our Intervention classes during 20-21, as more students needed additional support without the in-person academic enrichment opportunities normally offered.

Analysis of Mental Health and Social and Emotional Well-Being

A description of the successes and challenges in monitoring and supporting mental health and social and emotional well-being in the 2020-21 school year.

A Social Emotional Website was launched along with items such as Mindset Mondays, dedicated time with counselors, online SEL supports, Community Connections events to bring students together provided learning and social opportunities for students to connect virtually. The Multicultural Diversity and Inclusion recognition brought new and a continued awareness of our diverse world and student population which brought a new heightened awareness for our school and community. Results from the parent survey showed 67% of parents did not find our students mental well being concerning. The school provided backpacks for the homeless population through collaboration with the teacher and family.

Analysis of Pupil and Family Engagement and Outreach

A description of the successes and challenges in implementing pupil and family engagement and outreach in the 2020-21 school year.

Teachers continued to meet virtually with their students to provide continued student engagement, monitor student mental health, office hours for tutoring or additional supports, scheduled live synchronous sessions, participation in diagnostic assessment and completion of assignments as documented in our student information system. Many families chose to attend our virtual community events that had series on different topics both educational and enrichment. Families also opted to join many of the parent education nights and Multicultural and Diversity Inclusion Program opportunities for additional connection. Families were able to connect with one another with thematic virtual events held by Community Connections.

Analysis of School Nutrition

A description of the successes and challenges in providing school nutrition in the 2020-21 school year.

As a non-classroom based independent study charter school, we do not have facilities to serve meals. We provided a list of various locations around the city offering free meals to all students.

Additional Actions and Plan Requirements

Additional Actions to Implement the Learning Continuity Plan

Section	Description	Total Budgeted Funds	Estimated Actual Expenditures	Contributing

A description of any substantive differences between the planned actions and budgeted expenditures for the additional plan requirements and what was implemented and expended on the actions.

N/A

Overall Analysis

An explanation of how lessons learned from implementing in-person and distance learning programs in 2020-21 have informed the development of goals and actions in the 2021–24 LCAP.

Pacific Coast Academy continued with the three educational models during the 20-21 School Year. With the additional synchronous instruction options for junior high, high school, English learners, and intervention classes, provided a solid foundation for students at risk. With the dynamics of student's homes with parents working while students are schooling, more students took the opportunity to participate in the courses. The school saw a gain in student engagement and test scores with the online direct instruction and has planned to continue and increase course offerings in the future. Professional Development during the 20-21 School year was more targeted and data driven tailored to the internal benchmark diagnostics. Building community in the virtual world along with course offerings lended to be a strength during COVID. With the increase in student engagement in academic course offerings and desire for in person activities, the school will continue to build programs to support the elementary aged students. The continued need for the support of mental health and social-emotional well-being will continue to be on the forefront for our schools and for schools for the next three year, and most probably more. Our Student Services side developed and will continue to develop more programs, offerings, opportunities to support students and staff.

An explanation of how pupil learning loss continues to be assessed and addressed in the 2021–24 LCAP, especially for pupils with unique needs.

For the 2021-24 LCAP's, as stated above, there will be a continued focus on direct instruction to address pupil learning loss for our unduplicated and students with disabilities elementary to high school students in core and enrichment subjects. Our EL students will continue to receive synchronous and asynchronous English Language Development focused on grade level bans and EL levels determined by ELPAC results. The Unduplicated students and SWD received synchronous and asynchronous instruction as well. Intervention courses were offered to students who are below grade level. Staff utilized data driven practices based on benchmark

assessments to deliver instructional strategies and curriculum to support students' specific learning needs. Staff used pre and post assessment to gauge student academic progress throughout the school year.

A description of any substantive differences between the description of the actions or services identified as contributing towards meeting the increased or improved services requirement and the actions or services implemented to meet the increased or improved services requirement.

There were no substantive differences between what was identified and what was provided. The biggest challenges was students who were not logging into class meetings because their telephone number was disconnected and didn't respond to emails. We could not conduct home visits due to the pandemic.

Overall Analysis of the 2019-20 LCAP and the 2020-21 Learning Continuity and Attendance Plan

A description of how the analysis and reflection on student outcomes in the 2019-20 LCAP and 2020-21 Learning Continuity and Attendance Plan have informed the development of the 21-22 through 23-24 LCAP.

Student outcomes along with stakeholder feedback from the 2019-20 LCAP and 2020-21 Learning Continuity and Attendance Plan have informed the development of the 21-22 through 23-24 with a more data driven approach. Our team has utilized data from California School Dashboard, internal benchmarks, and formative and summative assessment from each Learning Period to provide instruction which will increase student achievement, both individually and collectively within priority groups. As the team reflected on data, along with stakeholder input, these components helped to guide our approach to educate not only the academics but also the social-emotional well-being of students.

Instructions: Introduction

The Annual Update Template for the 2019-20 Local Control and Accountability Plan (LCAP) and the Annual Update for the 2020–21 Learning Continuity and Attendance Plan must be completed as part of the development of the 2021-22 LCAP. In subsequent years, the Annual Update will be completed using the LCAP template and expenditure tables adopted by the State Board of Education.

For additional questions or technical assistance related to the completion of the LCAP template, please contact the local COE, or the California Department of Education's (CDE's) Local Agency Systems Support Office by phone at 916-319-0809 or by email at lcff@cde.ca.gov.

Instructions: Annual Update for the 2019–20 Local Control and Accountability Plan Year

Annual Update

The planned goals, state and/or local priorities, expected outcomes, actions/services, and budgeted expenditures must be copied verbatim from the approved 2019-20 Local Control and Accountability Plan (LCAP). Minor typographical errors may be corrected. Duplicate the Goal, Annual Measurable Outcomes, Actions / Services and Analysis tables as needed.

For each goal in 2019-20, identify and review the actual measurable outcomes as compared to the expected annual measurable outcomes identified in 2019-20 for the goal. If an actual measurable outcome is not available due to the impact of COVID-19 provide a brief explanation of why the actual measurable outcome is not available. If an alternative metric was used to measure progress towards the goal, specify the metric used and the actual measurable outcome for that metric.

Identify the planned Actions/Services, the budgeted expenditures to implement these actions toward achieving the described goal and the actual expenditures to implement the actions/services.

Goal Analysis

Using available state and local data and input from parents, students, teachers, and other stakeholders, respond to the prompts as instructed.

- If funds budgeted for Actions/Services that were not implemented were expended on other actions and services through the end of the school year, describe how the funds were used to support students, including low-income, English learner, or foster youth students, families, teachers and staff. This description may include a description of actions/services implemented to mitigate the impact of COVID-19 that were not part of the 2019-20 LCAP.

- Describe the overall successes and challenges in implementing the actions/services. As part of the description, specify which actions/services were not implemented due to the impact of COVID-19, as applicable. To the extent practicable, LEAs are encouraged to include a description of the overall effectiveness of the actions/services to achieve the goal.

Instructions: Annual Update for the 2020–21 Learning Continuity and Attendance Plan

Annual Update

The action descriptions and budgeted expenditures must be copied verbatim from the 2020-21 Learning Continuity and Attendance Plan. Minor typographical errors may be corrected.

Actions Related to In-Person Instructional Offerings

- In the table, identify the planned actions and the budgeted expenditures to implement actions related to in-person instruction and the estimated actual expenditures to implement the actions. Add additional rows to the table as needed.
- Describe any substantive differences between the planned actions and/or budgeted expenditures for in-person instruction and what was implemented and/or expended on the actions, as applicable.
- Using available state and/or local data and feedback from stakeholders, including parents, students, teachers and staff, describe the successes and challenges experienced in implementing in-person instruction in the 2020-21 school year, as applicable. If in-person instruction was not provided to any students in 2020-21, please state as such.

Actions Related to the Distance Learning Program

- In the table, identify the planned actions and the budgeted expenditures to implement actions related to the distance learning program and the estimated actual expenditures to implement the actions. Add additional rows to the table as needed.
- Describe any substantive differences between the planned actions and/or budgeted expenditures for the distance learning program and what was implemented and/or expended on the actions, as applicable.
- Using available state and/or local data and feedback from stakeholders, including parents, students, teachers and staff, describe the successes and challenges experienced in implementing distance learning in the 2020-21 school year in each of the following areas, as applicable:
 - Continuity of Instruction,
 - Access to Devices and Connectivity,

- Pupil Participation and Progress,
- Distance Learning Professional Development,
- Staff Roles and Responsibilities, and
- Supports for Pupils with Unique Needs, including English learners, pupils with exceptional needs served across the full continuum of placements, pupils in foster care, and pupils who are experiencing homelessness

To the extent practicable, LEAs are encouraged to include an analysis of the effectiveness of the distance learning program to date. If distance learning was not provided to any students in 2020-21, please state as such.

Actions Related to Pupil Learning Loss

- In the table, identify the planned actions and the budgeted expenditures to implement actions related to addressing pupil learning loss and the estimated actual expenditures to implement the actions. Add additional rows to the table as needed.
- Describe any substantive differences between the planned actions and/or budgeted expenditures for addressing pupil learning loss and what was implemented and/or expended on the actions, as applicable.
- Using available state and/or local data and feedback from stakeholders, including parents, students, teachers and staff, describe the successes and challenges experienced in addressing Pupil Learning Loss in the 2020-21 school year, as applicable. To the extent practicable, include an analysis of the effectiveness of the efforts to address pupil learning loss, including for pupils who are English learners; low-income; foster youth; pupils with exceptional needs; and pupils who are experiencing homelessness, as applicable.

Analysis of Mental Health and Social and Emotional Well-Being

- Using available state and/or local data and feedback from stakeholders, including parents, students, teachers and staff, describe the successes and challenges experienced in monitoring and supporting Mental Health and Social and Emotional Well-Being of both pupils and staff during the 2020-21 school year, as applicable.

Analysis of Pupil and Family Engagement and Outreach

- Using available state and/or local data and feedback from stakeholders, including parents, students, teachers and staff, describe the successes and challenges related to pupil engagement and outreach during the 2020-21 school year, including implementing tiered reengagement strategies for pupils who were absent from distance learning and the efforts of the LEA in reaching out to pupils and their parents or guardians when pupils were not meeting compulsory education requirements or engaging in instruction, as applicable.

Analysis of School Nutrition

- Using available state and/or local data and feedback from stakeholders, including parents, students, teachers and staff, describe the successes and challenges experienced in providing nutritionally adequate meals for all pupils during the 2020-21 school year, whether participating in in-person instruction or distance learning, as applicable.

Analysis of Additional Actions to Implement the Learning Continuity Plan

- In the table, identify the section, the planned actions and the budgeted expenditures for the additional actions and the estimated actual expenditures to implement the actions, as applicable. Add additional rows to the table as needed.
- Describe any substantive differences between the planned actions and/or budgeted expenditures for the additional actions to implement the learning continuity plan and what was implemented and/or expended on the actions, as applicable.

Overall Analysis of the 2020-21 Learning Continuity and Attendance Plan

The Overall Analysis prompts are to be responded to only once, following an analysis of the Learning Continuity and Attendance Plan.

- Provide an explanation of how the lessons learned from implementing in-person and distance learning programs in 2020-21 have informed the development of goals and actions in the 2021–24 LCAP.
 - As part of this analysis, LEAs are encouraged to consider how their ongoing response to the COVID-19 pandemic has informed the development of goals and actions in the 2021–24 LCAP, such as health and safety considerations, distance learning, monitoring and supporting mental health and social-emotional well-being and engaging pupils and families.
- Provide an explanation of how pupil learning loss continues to be assessed and addressed in the 2021–24 LCAP, especially for pupils with unique needs (including low income students, English learners, pupils with disabilities served across the full continuum of placements, pupils in foster care, and pupils who are experiencing homelessness).
- Describe any substantive differences between the actions and/or services identified as contributing towards meeting the increased or improved services requirement, pursuant to *California Code of Regulations*, Title 5 (5 CCR) Section 15496, and the actions and/or services that the LEA implemented to meet the increased or improved services requirement. If the LEA has provided a description of substantive differences to actions and/or services identified as contributing towards meeting the increased or improved services requirement within the In-Person Instruction, Distance Learning Program, Learning Loss, or Additional Actions sections of the Annual Update the LEA is not required to include those descriptions as part of this description.

Overall Analysis of the 2019-20 LCAP and the 2020-21 Learning Continuity and Attendance Plan

The Overall Analysis prompt is to be responded to only once, following the analysis of both the 2019-20 LCAP and the 2020-21 Learning Continuity and Attendance Plan.

- Describe how the analysis and reflection related to student outcomes in the 2019-20 LCAP and 2020-21 Learning Continuity and Attendance Plan have informed the development of the 21-22 through 23-24 LCAP, as applicable.

California Department of Education
January 2021

Annual Update for the 2019–20 Local Control and Accountability Plan Year Expenditure Summary

Total Expenditures by Funding Source		
Funding Source	2019-20 Annual Update Budgeted	2019-20 Annual Update Actual
All Funding Sources	16,309,763.00	20,014,532.00
	8,859.00	1,630,957.00
LCFF	0.00	0.00
LCFF Base	13,908,196.00	17,739,980.00
LCFF Supplemental and Concentration	2,392,708.00	643,595.00
Low Performing Student Block Grant (LPSBG)	0.00	0.00
Other	0.00	0.00
	0.00	0.00

* Totals based on expenditure amounts in goal and annual update sections.

Total Expenditures by Object Type		
Object Type	2019-20 Annual Update Budgeted	2019-20 Annual Update Actual
All Expenditure Types	16,309,763.00	20,014,532.00
	0.00	1,630,957.00
1000-1999: Certificated Personnel Salaries	9,672,000.00	14,639,968.00
2000-2999: Classified Personnel Salaries	0.00	0.00
4000-4999: Books And Supplies	4,414,009.00	3,743,607.00
5000-5999: Services And Other Operating Expenditures	564,187.00	0.00
5800: Professional/Consulting Services And Operating Expenditures	1,659,567.00	0.00

* Totals based on expenditure amounts in goal and annual update sections.

Total Expenditures by Object Type and Funding Source			
Object Type	Funding Source	2019-20 Annual Update Budgeted	2019-20 Annual Update Actual
All Expenditure Types	All Funding Sources	16,309,763.00	20,014,532.00
		0.00	1,630,957.00
1000-1999: Certificated Personnel Salaries	LCFF	0.00	0.00
1000-1999: Certificated Personnel Salaries	LCFF Base	8,930,000.00	13,996,373.00
1000-1999: Certificated Personnel Salaries	LCFF Supplemental and Concentration	742,000.00	643,595.00
1000-1999: Certificated Personnel Salaries	Other	0.00	0.00
2000-2999: Classified Personnel Salaries	LCFF Base	0.00	0.00
4000-4999: Books And Supplies	LCFF Base	4,414,009.00	3,743,607.00
5000-5999: Services And Other Operating Expenditures	LCFF Base	564,187.00	0.00
5800: Professional/Consulting Services And Operating Expenditures		8,859.00	0.00
5800: Professional/Consulting Services And Operating Expenditures	LCFF Base	0.00	0.00
5800: Professional/Consulting Services And Operating Expenditures	LCFF Supplemental and Concentration	1,650,708.00	0.00
5800: Professional/Consulting Services And Operating Expenditures	Low Performing Student Block Grant (LPSBG)	0.00	0.00

* Totals based on expenditure amounts in goal and annual update sections.

Total Expenditures by Goal		
Goal	2019-20 Annual Update Budgeted	2019-20 Annual Update Actual
Goal 1	13,352,868.00	17,739,980.00
Goal 2	720,187.00	366,162.00
Goal 3	0.00	0.00
Goal 4	2,236,708.00	1,908,390.00

* Totals based on expenditure amounts in goal and annual update sections.

Annual Update for the 2020–21 Learning Continuity and Attendance Plan Expenditure Summary

Total Expenditures by Offering/Program		
Offering/Program	2020-21 Budgeted	2020-21 Actual
In-Person Instructional Offerings	\$4,500.00	
Distance Learning Program	\$2,243,636.00	\$2,454,235.87
Pupil Learning Loss	\$1,145,500.00	\$1,159,259.67
Additional Actions and Plan Requirements		
All Expenditures in Learning Continuity and Attendance Plan	\$3,393,636.00	\$3,613,495.54

Expenditures by Offering/Program (Not Contributing to Increased/Improved requirement)		
Offering/Program	2020-21 Budgeted	2020-21 Actual
In-Person Instructional Offerings		
Distance Learning Program	\$727,565.00	\$753,177.87
Pupil Learning Loss		
Additional Actions and Plan Requirements		
All Expenditures in Learning Continuity and Attendance Plan	\$727,565.00	\$753,177.87

Expenditures by Offering/Program (Contributing to Increased/Improved requirement)		
Offering/Program	2020-21 Budgeted	2020-21 Actual
In-Person Instructional Offerings	\$4,500.00	
Distance Learning Program	\$1,516,071.00	\$1,701,058.00
Pupil Learning Loss	\$1,145,500.00	\$1,159,259.67
Additional Actions and Plan Requirements		
All Expenditures in Learning Continuity and Attendance Plan	\$2,666,071.00	\$2,860,317.67

Local Control and Accountability Plan

The instructions for completing the Local Control and Accountability Plan (LCAP) follow the template.

Local Educational Agency (LEA) Name	Contact Name and Title	Email and Phone
Pacific Coast Academy	Krystin Demofonte, Executive Director	krystin@pacificcoastacademy.org (619) 749-1928

Plan Summary 2020-21 – 2022-23

General Information

A description of the LEA, its schools, and its students

Located in San Diego, Pacific Coast Academy is a tuition-free, public charter school serving transitional kindergarten through 12th-grade students. As a non-classroom-based independent study charter school, we take great pride in offering our students flexible, personalized learning experiences. Families select the combination of systems that best suit student learning needs and interests, including Place-Based Learning that immerses students in local cultures, landscapes, and resources to contextualize our curriculum. To this end, we offer interest-based Community Connections classes for students to collaborate with peers based on similar interests. Led by our credentialed teachers, we offer online and in-person courses (when appropriate based on COVID restrictions). Of our approximately 3,978 students, 43% are English Learners, live in poverty or foster care. About 10% of our students have exceptional learning needs. Further, 53% of our students are White, 27% are Hispanic or Latino, 9% are Two or More Races, 3% are Asian, and 3% are Black.

Research demonstrates that establishing a meaningful relationship with at least one staff member fosters a sense of belonging among students that helps them overcome various risk factors in their lives, including poverty or foster care and those learning English. To this end, we assign an appropriately credentialed home school teacher (HST) to each family. The HST meets with families to collaboratively create an individual education that reflects a combination of optimal learning approaches. Their role is similar to that of a case manager teacher within an exceptional needs education environment. During regularly scheduled meetings, HSTs collaborate with families to provide needed support and to review student performance and progress to date. HSTs also schedule additional appointments and support as needed. We ensure students are engaged in appropriate educational activities on instructional days and assess independent work quality and time value.

Reflections: Successes

A description of successes and/or progress based on a review of the California School Dashboard (Dashboard) and local data.

Although the state did not technically report results in the California Schools Dashboard for 2020 (SB98), it did publish valid and reliable data collected in 2019-20 that would have been included in the 2020 Dashboard. This data demonstrates our cohort high school graduation rate is 89%, an increase of 14% from the previous year and higher than the schoolwide rate of 87%. Further, our numerically significant subgroups' graduation rates are as follows: Students with a low-socio-economic status, 88%, Hispanic students 87%, and White students 93%. In 2018-19, our student attendance rate is 100%, and our chronic absenteeism rate is 0% (Blue on Dashboard), our suspension rate is

0% (Blue on Dashboard), and our expulsion rate is 0%. Moreover, our climate surveys indicate that a high percentage of our students and parents feel safe and connected to our school. Our 2018-19 schoolwide Distance From Standard (DFS) score in ELA is -20.8 (Yellow), doubling our DFS improvement from the previous year.

Reflections: Identified Need

A description of any areas that need significant improvement based on a review of Dashboard and local data, including any areas of low performance and significant performance gaps among student groups on Dashboard indicators, and any steps taken to address those areas.

Although the state did not technically report results in the California Schools Dashboard for 2020 (SB98), it did publish valid and reliable data collected in 2019-20 that would have been included in the 2020 Dashboard. Although our 2019-20 cohort high school graduation rate is 89%, it is well below what we want. Moreover, the graduation rate for students with disabilities is low at 57%. This data also demonstrates a need to improve the percentage of students who score At Prepared on the College Career Indicator (CCI). For example, in 2019-2020, 26% of our graduate cohort scored At Prepared on the CCI, 3% completed a Career Technical Education (CTE) pathway, 28% met the A-G requirements, and 50% completed a college credit course. 51% of our students who took the California state assessments (CAASPP) in 2018-19 scored at Conditionally Ready or Prepared in ELA on the Early ELA Early Assessment Program (EAP), and 40% scored likewise in math. Similarly, our 2018-19 schoolwide Distance From Standard (DFS) score in ELA is -20.8 (Yellow) and -71 (Yellow) for math. We are keenly aware of our performance on the Dashboard and working to improve our results. We know that part of this result is our low participation rate on the state assessment. The Dashboard scoring formula for math and ELA performance includes a built-in penalty for each student needed to meet the required 95% participation rate. We are making a concerted effort to motivate a more significant percentage of our families to participate.

LCAP Highlights

A brief overview of the LCAP, including any key features that should be emphasized.

When developing our LCAP, we first consider the needs of students who are most in need of support (based on the state identified priority groups): Those living in poverty or foster care and those learning English. We also consider the needs of students with exceptional learning needs. We determine needs by comprehensively reviewing our student performance data (including specific demographic subgroups), reviewing our practices, and suggestions by all stakeholders. In reviewing our performance data and discussing needs with all stakeholders, we decided to focus on College and Career Readiness and ensuring all students have the support they need to focus on and perform well in all classes. Below is a summary.

The focus of Goal 2 is to improve college and career readiness, particularly those living in poverty or foster care and those learning English. Research indicates that the skills needed to succeed in the modern workforce overlap significantly with those needed to succeed in college. We list actions within Goal 2 to optimize our college and career readiness curriculum, including increasing the number of Career Technical Education (CTE) Pathways and college credit courses.

The focus of Goal 3 is to address student learning and social-emotional needs to improve their ability to focus on and perform well in all their classes. Students cannot focus on their formal education, let alone make up for lost learning when their basic needs are unmet. We plan to

refine our structured approach to providing quality core instruction by aligning all of our resources to support student academic, behavioral, and social success.

Comprehensive Support and Improvement

An LEA with a school or schools eligible for comprehensive support and improvement must respond to the following prompts.

Schools Identified

A list of the schools in the LEA that are eligible for comprehensive support and improvement.

N/A

Support for Identified Schools

A description of how the LEA has or will support its eligible schools in developing comprehensive support and improvement plans.

N/A

Monitoring and Evaluating Effectiveness

A description of how the LEA will monitor and evaluate the plan to support student and school improvement.

N/A

Stakeholder Engagement

A summary of the stakeholder process and how the stakeholder engagement was considered before finalizing the LCAP.

We have made a concerted effort to inform all stakeholders of opportunities to develop our Local Control and Accountability Plan (LCAP), including assessing needs through surveys and virtual meetings. Further, we used various communication mediums to inform our stakeholders (staff, parents, students, community) of opportunities to provide input. For example, we send emails, elaborate in our weekly parent bulletin, and advertise opportunities on our website. Similarly, we publicized our LCAP public hearing meeting and a draft of our plan at least 72-hours before the actual hearing. We held our public hearing and subsequent related Board meeting (where our Board considered approval of our LCAP) online using the Zoom platform. We made a concerted effort to welcome all stakeholders and encourage them to participate in our LCAP public hearing and subsequent Board meeting. We published and translated all information necessary to participate in both meetings via Zoom (online), telephone calls, or email.

Below is a chronological summary of our LCAP related opportunities to proactively invite input from all stakeholders. Our process technically began in the summer of 2020 as we prepared our Learning and Continuity Plan (not the same as the LCAP, but related).

- January 7, 2021- Presentation to staff and parents related to student performance on the California Schools Dashboard.
- January 28, 2021- Presentation to administrators related to student performance on the California Schools Dashboard.
- January 29, 2021- Presentation and discussion with administrators related to interim benchmark results.
- January-March 15, 2021- Administration of LCAP input surveys to students, families, staff, and administrators.
- February 23, 2021- Administrator meeting focused on strategies to address student performance on Dashboard and interim assessments.
- February 24, 2021- Meeting with Parent Advisory Committee and EL Parents to discuss student performance on Dashboard and interim assessments.
- March 16, 2021- Meeting with DELAC (we are a single school charter) to discuss student performance on Dashboard and interim assessments, LCAP, Addendum, and the Expanded Learning Opportunities Grant Plan.
- April 15, 2021- Staff/administrator meeting focused on the needs of students with exceptional needs and our LCAP.
- May 3- Staff/administrator meeting focused on the needs of Priority Group students (English Learners, Low SES, and those living in foster care) and our LCAP.
- May 6- Administrator meeting focused on LCAP draft and alignment of data, Goals, and Actions.
- May 11, 2021- SELPA meeting focused on the needs of our students with exceptional needs and our LCAP.
- May 18- Meeting with DELAC, Parent Advisory Committee, and EL Parents focused on LCAP draft, Addendum, and the Expanded Learning Opportunities Grant Plan.
- May 27, 2021: Public Hearing focused on LCAP.
- June 25, 2021: School Board meeting for final approval of LCAP.

A summary of the feedback provided by specific stakeholder groups.

Stakeholder feedback includes that received during the previous school year when we created collaboratively created a Distance Learning Plan and COVID19 Operations Plan. This feedback cycle continued into the summer and beginning of the 2020-21 school year as we collaboratively created our Learning and Continuity Plan (not the same as the LCAP, but related). We combined stakeholder feedback received during these previous comprehensive plans with feedback received during our LCAP development process. We made a concerted effort to proactively invite all stakeholder groups to inform our LCAP, including students, parents, teachers, classified staff, families, and our District English Learner Advisory Committee (DELAC). Below is a summary of themes that emerged from stakeholder feedback:

Students- Students expressed a desire to participate in an increased variety of career-related programs, including classes and apprenticeships.

Administrators- Administrators expressed a desire to improve the ability to refine our structured approach to supporting students with all learning and socio-emotional needs, including obtaining better socio-emotional related data and improving our ability to identify students in need of additional supports.

Teachers/staff- Teachers and staff expressed a desire to improve college and career readiness through various methods, including increasing Career Technical Education (CTE) Pathways.

Parents- Parents expressed the desire to learn more about the effects of trauma on their children/teens, learn more about college and career readiness well before their pre-teens start high school, and improved access to a digital library catalog.

ELAC- Our ELAC representatives expressed concerns similar to all parents. They also expressed a desire to increase the number of digital library resources available in languages other than English and online instructional supports their children may use independently to enrich/practice their English fluency.

A description of the aspects of the LCAP that were influenced by specific stakeholder input.

Our stakeholder feedback informed the formulation of our LCAP in the following manner:

- We will implement a digital library pilot program to provide students an opportunity to develop digital literacy skills and improve academic achievement. A digital library will emulate college approaches to creating centers of technology and information literacy, allowing students to access a vast array of books online and includes English Learner supports such as audiobooks and those written in their native language. See Goal 3. As outlined in the previous section, our parents expressed a desire to improve access to a digital library catalog, including resources available in languages other than English.
- We will increase the number of Career Technical Pathways (CTE), college credit courses, and opportunities to participate in industry-specific apprenticeships. See Goal 2. As outlined in the previous section, our students, teachers, and parents desire to improve career readiness.
- We will increase the number of Advanced Placement (AP) courses and support for related examinations and college credit courses. We will also increase the number of college credit and world language courses available to students. See Goal 2. As outlined in the previous section, our students, teachers, and parents desire to improve college readiness.
- We will refine our instructional and socio-emotional supports to ensure students can focus on and succeed in their classes. See Goal 3. As outlined in the previous section, administrators desire to refine our structured approach to supporting students with all learning and socio-

emotional needs, including obtaining better socio-emotional related data and improving our ability to identify students in need of additional supports.

Goals and Actions

Goal

Goal #	Description
1	<p>Optimize Conditions for Learning:</p> <p>On March 17, 2020, our Board approved to physically close Pacific Coast Academy in response to the COVID-19 pandemic. We transitioned to our emergency distance learning plan on April 20, 2020. Our emergency distance learning plan continued through the end of the school year on June 19, 2020. In compliance with the state COVID monitoring protocols, we have prepared diligently for a safe and successful fall reopening that considers current challenges and optimizes all students' learning conditions. This Goal addresses LCFF priorities 1, 5, and 6.</p>

An explanation of why the LEA has developed this goal.

This Goal is considered a maintenance goal. All of our teachers are fully credentialed and appropriately assigned. All students have access to instructional material aligned with state academic standards. In 2018-19, our student attendance rate is 100%, and our chronic absenteeism rate is 0% (Blue on Dashboard), our suspension rate is 0% (Blue on Dashboard), and our expulsion rate is 0%. Moreover, our climate surveys indicate that a high percentage of our students and parents feel safe and connected to our school. Further, our numerically significant subgroups' graduation rates are as follows: Students with a low-socio-economic status 88%, students with exceptional needs 57%, Hispanic students 87%, and White students 93%. Our high school dropout rate is 4%. A student tagged as a "dropout" does not necessarily mean she/he did not graduate from high school. A "dropout" tag may result from a family moving out of the *state* without informing anyone, and despite proactive efforts, we cannot confirm their school enrollment. During the pandemic at the end of the 2019-20 school year, we noticed an increase in families relocated to another student. Our 2019-20 high school graduation rate is 89%, the same as the state rate. However, it is uncertain how accurate this rate is given the impact of the pandemic. While 4% of students who did not graduate are considered "dropouts," another 7% may have graduated high school but not necessarily within a specific timeframe. Sometimes, students live with challenging circumstances (magnified during the pandemic) that render it virtually impossible to graduate within typical timeframes. It may also mean that a student enrolled in adult school or completed an exit high school equivalency exam. Still, we will continue to provide each student the support they need to graduate from high school. Our efforts are positively contributing to our graduation rate. For example, our overall graduation rate improved by 15% from the previous year. Still, we want to improve the quality of engagement data related to student, staff, and family engagement. Further, we want to continue to refine and improve the alignment of our curriculum with State academic standards. This Goal focuses on ensuring student engagement by optimizing conditions for learning.

Measuring and Reporting Results

Metric	Baseline	Year 1: 2020-21 Outcome	Year 2: 2021-2022 Outcome	Year 3: 2022-23 Outcome	Desired Outcome for 2023–24
% of teachers fully credentialed & appropriately assigned	100%	N/A	N/A	N/A	100%
% of students who have access to the standards-aligned instruction materials resources	100%	N/A	N/A	N/A	100%
% of facilities maintained in good repair (metric may be School facilities in “Good Repair” (local survey)	100%	N/A	N/A	N/A	100%
Attendance Rate	100%	N/A	N/A	N/A	100%
Chronic Absenteeism Rate	100%	N/A	N/A	N/A	100%
# of students in middle school who dropout	0	N/A	N/A	N/A	0
% of students in high school who dropout	4%				0%
High School Graduation Rate	89%	N/A	N/A	N/A	90%
Student Suspension Rate	0%	N/A	N/A	N/A	0%
Student Expulsion Rate	0%	N/A	N/A	N/A	0%

Metric	Baseline	Year 1: 2020-21 Outcome	Year 2: 2021-2022 Outcome	Year 3: 2022-23 Outcome	Desired Outcome for 2023–24
% of students who feel high levels of connectedness to their school (Healthy Kids Survey)	NA	N/A	N/A	N/A	90%
% of parents who strongly agree/agree our learning environment is inviting (California School Parent Survey)	NA	N/A	N/A	N/A	98%
% of staff who strongly agree/agree our school offers a safe place for them (California School Staff Survey)	NA	N/A	N/A	N/A	98%

Actions

Action #	Title	Description	Total Funds	Contributing
1	Fully credentialed & appropriately assigned teachers	Coordinate resources to ensure all teaches are fully credentialed and appropriately providing instruction in subject areas they are authorized to teach per their state credential.	\$11,477,373 LCFF Base 1000 Salaries/3000 Benefits	N
2	Access to the standards-aligned instruction materials	This action ensures all students have access to appropriate instructional materials, particularly those living in poverty or foster care and those learning English.	\$3,743,607 LCFF Base 4000 Instructional Materials	N

Action #	Title	Description	Total Funds	Contributing
3	Maintain all facilities in "Good Repair"	Although we are a non-classroom-based school, we monitor the condition of facilities we use for administrative tasks, including the administration of state assessments or intensive supports.	\$ 0.00	N
4	Technology	To ensure all students have access to appropriate technology (improving the likelihood they will succeed academically), we will purchase servers for our school, laptops for students, modems, and routers for students, and cybersecurity software. The constant upgrading of internet-based instructional supports, curriculum, and enrichment requires technology capable of appropriate downloading and access. The described technology's purchase improves services because it adds upgraded technology and increased devices beyond what we currently offer as our base instructional material. We will implement this action schoolwide, but it will benefit the needs of unduplicated groups principally because they often cannot afford high-speed internet service or updated technology devices that appropriate interface with online instruction and curriculum.	\$50,000 LCFF SC 3220 Noncapitalized Equipment	Y
5	Monitor student engagement	Due to school closures and the pandemic, many of our students have struggled to remain engaged in school. To improve and increase our ability to identify reasons students disengage from school, we will administer substantive student engagement surveys and analyze results. Expenditures associated with this action include the costs of purchasing quality surveys such as the California Healthy Kids Survey, California School Parent Survey, and California School Staff Survey. Expenditures represent improved services because our current surveys, relatively speaking, are not as thoroughly integrated with relevant research, nor do they result in comprehensive reports based on student entries. We will implement this action schoolwide, but it will benefit the needs of unduplicated groups, principally because these groups typically live in an environment that leaves them directly vulnerable to the pandemic and lack resources at home to mitigate the effects of the pandemic. We believe this action reflects the most effective use of funds because the survey results will inform how to increase and improve services for those who need it most.	\$ 8,000 LCFF SC 5000 Purchase Services	Y

Action #	Title	Description	Total Funds	Contributing
6	Systems of professional growth and improvement	To improve our professional growth and improvement systems for teachers and administrators, we will provide teachers and administrators focused on ensuring students are engaged in quality educational activities aligned with State academic standards. In particular, teachers and administrators will engage in professional learning and curriculum development focused on developing and monitoring Assignment Work Records (AWRs). AWRs are similar to curriculum maps within traditional school models. We will offer AWR professional development for teachers and administrators on a monthly basis. Expenditures associated with this action include a PD Coordinator position, stipends for professional learning during the summer, development of a common AWR format, and a learning management system to track progress.	Title II: \$71,000 1000 Salaries/3000 Benefits \$ 18,297 5800 Professional/Consulting Services	N

Goal Analysis [2021-22 LCAP Year]

An analysis of how this goal was carried out in the previous year.

A description of any substantive differences in planned actions and actual implementation of these actions.

To be completed at end of 2020-21 school year

An explanation of material differences between Budgeted Expenditures and Estimated Actual Expenditures.

To be completed at end of 2020-21 school year

An explanation of how effective the specific actions were in making progress toward the goal.

To be completed at end of 2020-21 school year

A description of any changes made to the planned goal, metrics, desired outcomes, or actions for the coming year that resulted from reflections on prior practice.

To be completed at end of 2020-21 school year

A report of the Estimated Actual Expenditures for last year's actions may be found in the Annual Update Expenditures Table.

Goal

Goal #	Description
2	<p>Improve College and Career Readiness:</p> <p>Goal 2 is a Focused Goal and involves increasing awareness and access related to college and career readiness. The success of this goal will be objectively measurable (see metrics below) by the end of the 2023-24 school year. Research indicates that the skills needed to succeed in the modern workforce overlap significantly with those needed to succeed in college. This Goal is essential to offering high school students a quality opportunity to prepare for and demonstrate college and career readiness, particularly those living in poverty or foster care and those learning English. This Goal addresses LCFF priorities 4 and 7.</p>

An explanation of why the LEA has developed this goal.

Data related to our students' college and career readiness indicate the need to improve our related infrastructure. For example, 26% of our graduate cohort (2020) scored At Prepared on the College Career Indicator (Public Schools Dashboard). Although we nearly doubled the percentage of students scoring at Prepared for Career and College Readiness, we want to improve our rate significantly. In 2019-20, 3% of our students completed a Career Technical Education (CTE) pathway. Further, in 2019-20, none of our students scored at three or higher on advanced placement (AP) examinations. 28% of our high school graduation cohort met the A-G requirements. Digging deeper, 100% of students with disabilities, 100% of homeless students, 46% of socioeconomically disadvantaged students, 30% of Hispanic students, and 26% of White completed the A-G requirements. Of our high school graduation cohort, 50% completed a college credit course. Digging deeper, 100% of students with disabilities, 63% of White students, 53% of socio-economic disadvantaged students, 50% of homeless students, and 30% of Hispanic students completed college credit courses.

In 2018-19, 51% of our students who took the California state assessments (CAASPP) scored at Conditionally Ready or Prepared in ELA on the Early ELA Early Assessment Program (EAP), and 40% scored likewise in math. In 2018-19, our schoolwide Distance From Standard (DFS) score in ELA was -20.8 (Yellow), doubling our DFS improvement from the previous year (-42.4). The ELA DFS for our English Learners is -63 (Orange), -32 (Yellow) for socioeconomically disadvantaged students, -32 (Yellow) for Hispanic students, -21 (Yellow) for White students, and +8 (Yellow) Asian students. Our schoolwide DFS score in math is -71 (Yellow), representing an increase of 14 DFS points from the previous year. The math DFS for our Hispanic students is -98 (Orange), -87 (Yellow) for socioeconomically disadvantaged students, -84 (Yellow) for English Learners, -67 (Yellow) for White students, and +12 (Green) for Asian students. We are keenly aware of our performance on the Dashboard and working to improve our results. We know that part of this result is our low participation rate on the state assessment. The Dashboard scoring formula for math and ELA performance includes a built-in penalty for each student needed to meet the required 95% participation rate. We are making a concerted effort to motivate a more significant percentage of our families to participate. Note, there are no 2018-19 results for the California Science Test (CAST).

Measuring and Reporting Results

Metric	Baseline	Year 1: 2020-21 Outcome	Year 2: 2021-2022 Outcome	Year 3: 2022-23 Outcome	Desired Outcome for 2023–24
% of students scoring at 3 or higher on an AP examination	0%	N/A	N/A	N/A	5%
% of high school graduation cohort students who meet A-G requirements	28%	N/A	N/A	N/A	40%
% of students scoring at Conditionally Ready or Prepared on ELA Early Assessment Program (EAP)	51%	N/A	N/A	N/A	60%
% of students scoring at Conditionally Ready or Prepared on Math Early Assessment Program or (EAP) Baseline	40%	N/A	N/A	N/A	50%
Schoolwide ELA Distance From Standard (DFS)	-20.8 (Yellow)	N/A	N/A	N/A	-5 (Green)
Schoolwide math Distance From Standard (DFS)	-71 (Yellow)	N/A	N/A	N/A	-25 (Green)
% of students scoring At Standard or Exceed Standard on the California Science Test	NA	N/A	N/A	N/A	25%
% of 12 th -grade students who complete a CTE Pathway	3%	N/A	N/A	N/A	10%

Metric	Baseline	Year 1: 2020-21 Outcome	Year 2: 2021-2022 Outcome	Year 3: 2022-23 Outcome	Desired Outcome for 2023–24
% of students who have complete both A-G requirements AND CTE Pathways	3%	N/A	N/A	N/A	10%

Actions

Action #	Title	Description	Total Funds	Contributing
1	Career Technical Education (CTE) Pathways	26% of our graduate cohort (2020) scored At Prepared on the College Career Indicator, and 3% completed a Career Technical Education (CTE) Pathway. We will increase the number of CTE Pathways and related immersed experiences. Expenditures for this action include the costs of hiring additional CTE certified teachers, associated training, creation of internships, curriculum development, and instructional materials. The hiring of teachers for CTE pathways represents additional staffing beyond our base allocation. This action adds to our current base educational program because it adds CTE pathways. We will implement this action schoolwide, but it will benefit the needs of unduplicated groups principally because they typically have the least amount of access to new and viable career experiences outside of school. We believe this action reflects the most effective use of funds because California has deemed CTE Pathway completion to be a viable approach to preparing students for college and career readiness (Dashboard).	LCFF SC: \$200,000 1000 Salaries/3000 Benefits \$30,000 4000 Instructional Materials \$50,000 5000 Purchase Services	Y

Action #	Title	Description	Total Funds	Contributing
2	Advanced Placement (AP) courses and exams	Of the students scoring At Prepared on the 2019-20 College Career Indicator, none qualified for this status by scoring at three or higher on advanced placement (AP) examinations. A score of 3 or higher on an AP examination indicates college readiness. We will add AP courses and offer AP examinations within our facilities. Expenditures associated with action include the costs of hiring additional teachers, teacher training, curriculum development, and instructional materials. This action increases the number of AP courses our students can enroll in and improves AP examination opportunities. We will implement this action schoolwide, but it will benefit the needs of unduplicated groups principally because these groups typically have the least amount of access at home to resources needed to prepare for and pass AP examinations. We believe this action reflects the most effective use of funds because California has deemed passing AP examinations with a score of 3 or higher to be a viable approach to preparing students for college readiness (Dashboard).	LCFF SC: \$200,000 1000 Salaries/3000 Benefits \$70,000 4000 Instructional Materials \$50,000 5000 Purchase Services	Y

Action #	Title	Description	Total Funds	Contributing
3	A-G Readiness	Of the students scoring At Prepared on the 2019-20 College Career Indicator, 28% qualified for this status by completing the A-G requirements. Digging deeper, 100% of students with disabilities, 100% of homeless students, 46% of socioeconomically disadvantaged students, 30% of Hispanic students, and 26% of White completed the A-G requirements. The A-G requirements are a sequence of high school courses that students must complete (with a grade of C or better) to be minimally eligible for admission to the University of California (UC) and California State University (CSU). The A-G requirements represent the basic academic preparation level that high school students should achieve to undertake university work. We will add an academic counselor to improve academic support and college guidance to students. Increasing the number of counselors will reduce their caseload, facilitating quality support, including meeting with each student in grade 8 and their families to develop an A-G completion plan. We will implement this action schoolwide, but it will benefit the needs of unduplicated groups principally because these groups are typically unaware of what courses meet the A-G requirements or have time to monitor the A-G progress at home. We believe this action reflects the most effective use of funds because California has deemed completing A-G requirements to be a viable approach to preparing students for college readiness (Dashboard).	\$200,000 LCFF SC 1000 Salaries/3000 Benefits	Y

Action #	Title	Description	Total Funds	Contributing
4	College Credit Courses	Of the students scoring At Prepared on the 2019-20 College Career Indicator, 50% qualified for this status by completing college credit courses. Digging deeper, 100% of students with disabilities, 63% of White students, 53% of socio-economic disadvantaged students, 50% of homeless students, and 30% of Hispanic students completed college credit courses. We will collaborate with local community colleges to assess the viability of offering dual enrollment classes. Beyond dual enrollment classes, we will implement a comprehensive awareness campaign related to college credit courses. Expenditures associated with this action include instructional material needed for dual enrollment classes and paying academic counselors a stipend to meet with families during non-regular hours, including Saturdays. Many parents/guardians work long hours and are unable to meet during the regular school hours. This action increases the number of college courses our students may access and improves access to them. It includes an increased amount of time dedicated to meeting directly with families regarding college readiness. We will implement this action schoolwide, but it will benefit the needs of unduplicated groups principally because their parents/guardians are typically unaware of college credit course opportunities or enrollment procedures. We believe this action reflects the most effective use of funds because California has deemed completing college credit courses to be a viable approach to preparing students for college readiness (Dashboard).	LCFF SC: \$50,000 1000 Salaries/3000 Benefits \$40,000 4000 Instructional Materials	Y

Goal Analysis [2021-22 LCAP Year]

An analysis of how this goal was carried out in the previous year.

A description of any substantive differences in planned actions and actual implementation of these actions.

To be completed at end of 2020-21 school year

An explanation of material differences between Budgeted Expenditures and Estimated Actual Expenditures.

To be completed at end of 2020-21 school year

An explanation of how effective the specific actions were in making progress toward the goal.

To be completed at end of 2020-21 school year

A description of any changes made to the planned goal, metrics, desired outcomes, or actions for the coming year that resulted from reflections on prior practice.

To be completed at end of 2020-21 school year

A report of the Estimated Actual Expenditures for last year's actions may be found in the Annual Update Expenditures Table.

Goal

Goal #	Description
3	<p>Improve Access and Success in a Broad Course of Study:</p> <p>Goal 3 is a Broad Goal and focuses on providing each student with the support they need to attain the expected learning outcomes for each class, particularly those required (per state or district policy). Each student has different needs related to learning, including academic specific needs and social-emotional needs. The Goal addresses LCFF priorities 2, 3, 4, and 7.</p>

An explanation of why the LEA has developed this goal.

Due to school closures and the pandemic, many of our students have struggled to remain engaged in school. This Goal focuses on mitigating learning loss and accelerating learning for all students. Students who live in an environment that leaves them directly vulnerable to the pandemic's adverse effects are most at risk, particularly those living in poverty or foster care, those learning English, those experiencing homelessness, and those with exceptional needs. Our supports mirror California's multi-tiered system of support framework (MTSS), an inclusive model for meeting all students' needs, including those with exceptional needs. Our MTSS provides a structured approach to providing quality core instruction by aligning all of our resources to support student academic, behavioral, and social success.

The primary goal of Tier 1 support is for all students to receive high-quality initial instruction. This year, our Tier 1 supports include trauma-informed practices and strategies that help students regulate emotions, build resilience, and overcome the impact of trauma/stress. Our trauma-informed practices are based on the Collaborative for Academic, Social, and Emotional Learning or CASEL Framework. When our universal supports are insufficient to address individual academic or social-emotional needs, we offer Tier 2 support in addition to Tier 1 support. Tier 2 is strategic, targeted instruction and support provided to some students—those who are not progressing or responding to Tier 1 efforts as expected. We anticipate no more than 15 percent of our students will receive support at this level. The supplemental instruction provided in Tier 2 may be an extension of the core curriculum in Tier 1 or may include instruction and materials specifically designed for temporary intervention. Our Tier 3 support consists of intensive intervention in addition to Tier 1 and 2 support. We anticipate approximately 5 percent of our students will need this level of support. More intensive, Tier 3 support is typically provided individually, at a different pace than Tier 2 instruction, and for an extended length. The goal of Tier 3 support is to accelerate students' progress so they can return to and succeed in the core instructional program, that is, Tier 1.

26% of our graduate cohort (2020) scored At Prepared on the College Career Indicator (Public Schools Dashboard), doubling the percentage of students scoring at Prepared. In 2019-20, 3% of our students completed a Career Technical Education (CTE) pathway. Further, in 2019-20, none of our students scored at three or higher on advanced placement (AP) examinations. 28% of our high school graduation cohort met the A-G requirements, and 50% completed a college credit course. 12% of our English Learners reclassified in 2019-20 (although the

validity of this rate is unreliable given the disruption of the ELPAC due to the pandemic). Our 2018-19 English Learner Progress Indicator demonstrates that 53% (Medium Performance Level) of our English Learners are making progress towards English language proficiency.

Measuring and Reporting Results

Metric	Baseline	Year 1: 2020-21 Outcome	Year 2: 2021-2022 Outcome	Year 3: 2022-23 Outcome	Desired Outcome for 2023–24
% of English Learners (ELs) who make progress toward English proficiency as measured by the California Schools Dashboard English Learner Progress Indicator (ELPI)	53%	N/A	N/A	N/A	58%
% of English Learners (ELs) who reclassify	12%	N/A	N/A	N/A	17%
% of students who score At Prepared on College Career Indicator (California Schools Dashboard)	26%	N/A	N/A	N/A	40%
% of parents/guardians who provide input in making decisions for the school (as measured by school-administered parent survey)	62%	N/A	N/A	N/A	100%

Metric	Baseline	Year 1: 2020-21 Outcome	Year 2: 2021-2022 Outcome	Year 3: 2022-23 Outcome	Desired Outcome for 2023–24
% of parents/guardians of English Learners, those in foster care, and those living in low socio-economic conditions (priority groups) who meet with a counselor/coordinator once per school year	Will begin measuring at the end of 2021-22	N/A	N/A	N/A	100%
% English Language Development (ELD) teachers who participate in research-based instructional strategies and academic supports professional learning	100%	N/A	N/A	N/A	100%
% of students who have access to in a broad course of study	100%	N/A	N/A	N/A	100%
% of students enrolled in a broad course of study	100%	N/A	N/A	N/A	100%
% of exceptional learning needs stakeholders (students, parents, and community partners) that complete a program specific exit survey	NA	N/A	N/A	N/A	80%

Metric	Baseline	Year 1: 2020-21 Outcome	Year 2: 2021-2022 Outcome	Year 3: 2022-23 Outcome	Desired Outcome for 2023–24
% of English Learners, those in foster care, those living in low socio-economic conditions (priority groups) who are <i>offered and participate</i> in supplemental supports (beyond Tier 1) through our Multi-Tiered System of Supports (MTSS)	NA	N/A	N/A	N/A	100%

Actions

Action #	Title	Description	Total Funds	Contributing
1	Parental Involvement	<p>School experience survey results indicate that the parent engagement and involvement are low for the parents/guardians of English learners, foster youth, and low-income students, particularly during the pandemic. We will offer workshops intended to help families understand our tiered supports, particularly for those who are most vulnerable to the impact of COVID 19. Family workshops and targeted support will include but are not limited to the effects of trauma and how to mitigate them with trauma-informed practices. Expenditures associated with this action include parent outreach, instructional material, social-emotional resources, and continued funding of parent liaison. This action represents increased and improved services because we will increase the number of parent-focused workshops, refine their focus to meet the needs of parents, and provide a liaison beyond our base program. We will implement this action schoolwide, but it will benefit the needs of unduplicated groups principally because their parents/guardians are typically unable to provide additional academic and socio-emotional support at home (based on our interactions). We believe this action reflects the most effective use of funds because the pandemic has particularly impacted the families of students who qualify for an unduplicated group.</p>	<p>LCFF SC: \$143,000 1000 Salaries/3000 Benefits \$30,000 4000 Instructional Materials</p>	Y

Action #	Title	Description	Total Funds	Contributing
2	Academic and Social-Emotional Supports	The pandemic has increased the number and quality of support needed for students to succeed academically. We will add and refine academic and social-emotional supports offered within our multi-tiered support framework system (MTSS). Expenditures associated with this action include, but not limited to, Student Support Coordinators, 504 Coordinators, and Intervention Support Coordinators, Regional Coordinators, a social worker, paraeducators, intervention/support positions, SEL Coordinators, psychologists, a nurse, and the continued funding of a foster youth/homeless liaison. This action represents an increase in services because we will add academic and social-emotional supports beyond what we currently offer. This action also represents an improvement in services because we expect a comprehensive review of our MTSS to refine the quality of supports we currently offer. We will implement this action schoolwide, but it will benefit the needs of unduplicated groups principally because they are most vulnerable to the pandemic's adverse effects. We believe this action reflects the most effective use of funds because research demonstrates that students cannot focus on their education, let alone make up for lost learning when their basic needs are unmet.	LCFF SC: \$865,512 1000 Salaries/3000 Benefits \$315,000 4000 Instructional Materials	Y
3	English Learner Supports	In 2019-20, 12% of our English Learners reclassified, and in 2018-19, 53% of our English Learners made progress towards English language proficiency (English Learner Progress Indicator). This action improves and increases English learners' services by funding because it includes funding an English Language Development Coordinator and integrated ELD professional learning focused on using a range of information systems (e.g., graphic organizers, diagrams, videos, or other media) and improved language models (e.g., sentence frames and stems) to provide comprehensible input and structure. Supports are based on research-based approaches, including those outlined in the California ELA-ELD Framework and State Literacy Plan.	LCFF SC: \$120,000 1000 Salaries/3000 Benefits \$100,000 4000 Instructional Materials	Y

Action #	Title	Description	Total Funds	Contributing
4	Interim Assessments	To better assess student learning loss and proficiency, we will administer the STAR360 diagnostic for ELA, early literacy, and math. Expenditures associated with this action include the cost of STAR360 diagnostic and the salaries of staff responsible for its implementation, progress monitoring, and reports production. We will implement this action schoolwide, but it will benefit the needs of unduplicated groups principally because research demonstrates that students most vulnerable to the pandemic experience difficulty focusing on their education, resulting in significant learning loss. We believe this action reflects the most effective use of funds because assessing student learning loss and proficiency at regular intervals allows teachers to review data related to subject-specific proficiency and adjust the curriculum and instruction appropriately.	LCFF SC: \$150,000 1000 Salaries/3000 Benefits \$60,000 5000 Purchase Services	Y
5	Students with exceptional needs: Community partnerships	Develop partnerships with community organizations (e.g., Department of Rehabilitation, community colleges, trade schools, and potential employers) to improve student knowledge and access to the available resources that support post-secondary life goals for students with exceptional learning needs.	SPED Fund \$0	N
6	Students with exceptional needs: Post-secondary readiness	Develop and implement six transition-related workshops/webinars (including guest speakers) per year to enable students to develop skills and knowledge of college and career readiness and independent living opportunities for students with exceptional learning needs.	\$5,000 Restricted 4000 Instructional Materials	N
7	Special Program Lead Position	In 2019-20, 12% of our English Learners reclassified, and in 2018-19, 53% of our English Learners made progress towards English language proficiency (English Learner Progress Indicator). This position focuses on supporting ELs (and their families) to improve monitoring of English language proficiency.	\$36,000 LCFF SC 1000 Salaries/3000 Benefits	Y

Action #	Title	Description	Total Funds	Contributing
8	Professional learning related to English Learners	Our supports mirror California's Multi-tiered System of Support framework (MTSS), an inclusive model for meeting the needs of all students, including English Learners. When our universal supports are insufficient to address individual academic needs, we offer Tier 2 support in addition to Tier 1 support. This action focuses on providing Tier 2 supports for English Learners that are is strategic and targeted for those who are not progressing or responding to Tier 1 efforts as expected. We anticipate 15 percent of our students will receive support at this level. Expenditures includes staff training, lesson development, and online instructional material.	\$ 13,956 Title 3, A 4000 Instructional Materials	N
9	Digital Library	Establish a digital library program to provide students an opportunity to develop digital literacy skills and improve academic achievement. A digital library will emulate college approaches to creating technology and information literacy centers, allowing students to access a vast array of books online and includes English Learner supports such as audiobooks and those written in their native language. Expenditures associated with the action include a digital library accessible online and a new library technician position.	Title 1, A: \$40,000 1000 Salaries/3000 Benefits \$60,000 5000 Purchase Services	N
10	Targeted Academic Support	Increase and improve targeted academic support for students who are not meeting proficiency on state assessments (ELA and math). Expenditures associated with the action include two new academic counselors to support closing the achievement gap between students meeting the challenging academic standards and those who struggle to do so. One counselor will work directly with high school students (and their families) who are not demonstrating college or career readiness. The other counselor will work directly with students (and their families) in grades 4 through 8 who are not performing grade level as measured by State and benchmark assessments. We will also add additional ELD teachers and reduce to 20 the number students enrolled in dedicated ELD classes.	\$242,689 Title 1, A 1000 Salaries/3000 Benefits	N

Action #	Title	Description	Total Funds	Contributing
11	Non-English Speaking Parent Support	Of our approximately 3,978 students, nearly half (43%) are English Learners, live in poverty or foster care. Approximately one-quarter (27%) of our students are Latino, and the majority of their parents/guardians do not speak English fluently. To support our English Learners succeed academically, we will hire a bi-lingual (Spanish) ELD program assistant to help communicate with parents during meetings such as post-graduation planning meetings and translate communications such as our weekly parent newsletter.	\$80,000 Title 1, A 1000 Salaries/3000 Benefits	N

Goal Analysis [2021-22 LCAP Year]

An analysis of how this goal was carried out in the previous year.

A description of any substantive differences in planned actions and actual implementation of these actions.

To be completed at end of 2020-21 school year

An explanation of material differences between Budgeted Expenditures and Estimated Actual Expenditures.

To be completed at end of 2020-21 school year

An explanation of how effective the specific actions were in making progress toward the goal.

To be completed at end of 2020-21 school year

A description of any changes made to the planned goal, metrics, desired outcomes, or actions for the coming year that resulted from reflections on prior practice.

To be completed at end of 2020-21 school year

A report of the Estimated Actual Expenditures for last year's actions may be found in the Annual Update Expenditures Table.

Increased or Improved Services for Foster Youth, English Learners, and Low-Income Students [LCAP Year]

Percentage to Increase or Improve Services	Increased Apportionment based on the Enrollment of Foster Youth, English Learners, and Low-Income students
8.05%	Pacific Coast Academy budgeted \$2,661,571 LCFF supplemental funds in fiscal year (FY) 2020-21. For FY 2021-22, we will allocate \$2,767,512 of LCFF supplemental funds (an increase of \$105,941) to use most effectively to increase and improve support English learners (EL), those living in foster care (FY), and those who are socio-economically disadvantaged (SED).
8.05% represents a 0.31% increase from 7.74% in the fiscal year 2020-21.	

The Budgeted Expenditures for Actions identified as Contributing may be found in the Increased or Improved Services Expenditures Table.

Required Descriptions

For each action being provided to an entire school, or across the entire school district or county office of education (COE), an explanation of (1) how the needs of foster youth, English learners, and low-income students were considered first, and (2) how these actions are effective in meeting the goals for these students.

We will use LCFF supplemental funds (we do not qualify for concentration funds) to support the learning needs of English learners (EL), those living in foster youth (FY), and those who are socio-economically disadvantaged (SED). These three student groups are commonly referred to as unduplicated because students may qualify for more than one of these groups but are counted only once for supplemental funding purposes. Actions in our LCAP that support our unduplicated groups are implemented in a schoolwide manner except Actions 3 and 7 in Goal 3. However, we implement these schoolwide actions to benefit the needs of those living in poverty or foster care, those learning English principally. Please see below for details regarding how we considered the needs of our unduplicated groups and how we deem each relevant Action to be effective in meeting their needs:

Goal 1- Optimize Conditions for Learning:

- Action 4- Technology. To ensure all students have access to appropriate technology (improving the likelihood they will succeed academically), we will purchase servers for our school, laptops for students, modems, and routers for students, and cybersecurity software. The constant advancement of internet-based instructional supports, curriculum, and enrichment requires technology capable of appropriate downloading and access. We will implement this action schoolwide, but it will benefit the needs of unduplicated groups principally because

they often cannot afford high-speed internet service or updated technology devices that appropriate interface with online instruction and curriculum.

- **Action 5- Monitor Student Engagement.** To improve and increase our ability to identify reasons students disengage from school, we will administer substantive student engagement surveys and analyze results. Expenditures associated with this action include the costs of purchasing quality surveys such as the surveys such as the California Healthy Kids Survey, California School Parent Survey, and California School Staff Survey. We will implement this action schoolwide, but it will benefit the needs of unduplicated groups, principally because these groups typically live in an environment that leaves them directly vulnerable to the pandemic and lack resources at home to mitigate the effects of the pandemic.

Goal 2- Improve College and Career Readiness:

- **Action 1- Career Technical Education (CTE) Pathways.** 26% of our graduate cohort (2020) scored At Prepared on the College Career Indicator, and 3% completed a Career Technical Education (CTE) Pathway. We will increase the number of CTE Pathways and related immersed experiences. Expenditures for this action include the costs of hiring additional CTE certified teachers, associated training, creation of internships, curriculum development, and instructional materials. We will implement this action schoolwide, but it will benefit the needs of unduplicated groups principally because they typically have the least access to new and viable career experiences outside of school. We believe this action reflects the most effective use of funds because California has deemed CTE Pathway completion to be a viable approach to preparing students for college and career readiness (Dashboard).
- **Action 2- Advanced Placement (AP) courses and exams.** Of the students scoring At Prepared on the 2019-20 College Career Indicator, 28% qualified for this status by completing the A-G requirements. Digging deeper, 100% of students with disabilities, 100% of homeless students, 46% of socioeconomically disadvantaged students, 30% of Hispanic students, and 26% of White completed the A-G requirements. A score of 3 or higher on an AP examination indicates college readiness. We will add AP courses and offer AP examinations within our facilities. Expenditures associated with action include the costs of hiring additional teachers, teacher training, curriculum development, and instructional materials. We will implement this action schoolwide, but it will benefit the needs of unduplicated groups principally because these groups typically have the least amount of access at home to resources needed to prepare for and pass AP examinations. We believe this action reflects the most effective use of funds because California has deemed passing AP examinations with a score of 3 or higher to be a viable approach to preparing students for college readiness (Dashboard).
- **Action 3- A-G Readiness.** Of the students scoring At Prepared on the 2019-20 College Career Indicator, 33% qualified for this status by completing the A-G requirements. Digging deeper, 40% of Latino students, 26% of White students, 50% of Two or More Races, 36% of Low Socio-Economic status students, and 20% for students with exceptional learning needs completed A-G requirements. The A-G requirements are a sequence of high school courses that students must complete (with a grade of C or better) to be minimally eligible for admission to the University of California (UC) and California State University (CSU). The A-G requirements represent the basic academic preparation level that high school students should achieve to undertake university work. A-G Readiness. We will add an academic counselor to improve academic support and college guidance to students. Increasing the number of counselors will reduce their caseload, facilitating quality support, including meeting with each student in grade 8 and their families to develop an A-G completion plan. We will implement this action schoolwide, but it will benefit the needs of unduplicated groups principally because these groups are typically unaware of what courses meet the A-G requirements or have time to monitor the A-G progress at home. We believe this action reflects the most effective use of funds because California has deemed completing A-G requirements to be a viable approach to preparing students for college readiness (Dashboard).

- **Action 4- College Credit Courses.** Of the students scoring At Prepared on the 2019-20 College Career Indicator, 50% qualified for this status by completing college credit courses. Digging deeper, 100% of students with disabilities, 63% of White students, 53% of socio-economic disadvantaged students, 50% of homeless students, and 30% of Hispanic students completed college credit courses. Expenditures associated with this action include instructional material needed for dual enrollment classes and paying academic counselors a stipend to meet with families during non-regular hours, including Saturdays. Many parents/guardians work long hours and are unable to meet during the regular school hours. We will implement this action schoolwide, but it will benefit the needs of unduplicated groups principally because their parents/guardians are typically unaware of college credit course opportunities or enrollment procedures. We believe this action reflects the most effective use of funds because California has deemed completing college credit courses to be a viable approach to preparing students for college readiness (Dashboard).

Goal 3- Improve Access and Success in a Broad Course of Study:

- **Action 1-Parent Involvement.** School experience survey results indicate that the parent engagement and involvement are low for the parents/guardians of English learners, foster youth, and low-income students, particularly during the pandemic. We will offer workshops intended to help families understand our tiered supports, particularly for those who are most vulnerable to the impact of COVID 19. Family workshops and targeted support will include, but are not limited to, the effects of trauma and how to mitigate them with trauma-informed practices. Expenditures associated with this action include parent outreach, instructional material, social-emotional resources, and continued funding of parent liaison. We will implement this action schoolwide, but it will benefit the needs of unduplicated groups principally because their parents/guardians are typically unable to provide additional academic and socio-emotional support at home (based on our interactions). We believe this action reflects the most effective use of funds because the pandemic has particularly impacted the families of students who qualify for an unduplicated group.
- **Action 2- Academic and Social-Emotional Supports.** The pandemic has increased the number and quality of support needed for students to succeed academically. We will add and refine academic and social-emotional supports offered within our multi-tiered support framework system (MTSS). Expenditures associated with this action include, but not limited to, Student Support Coordinators, 504 Coordinators, and Intervention Support Coordinators, Regional Coordinators, a social worker, paraeducators, intervention/support positions, SEL Coordinators, psychologists, a nurse, and the continued funding of a foster youth/homeless liaison. We will implement this action schoolwide, but it will benefit the needs of unduplicated groups principally because they are most vulnerable to the pandemic's adverse effects. Research demonstrates that students cannot focus on their education, let alone make up for lost learning when their basic needs are unmet.
- **Action 3- English Learner Support (targeted).** This action improves and increases English learners' services by funding an English Language Development Coordinator and integrated ELD professional learning focused on using a range of information systems (e.g., graphic organizers, diagrams, videos, or other media) and improved language models (e.g., sentence frames and stems) to provide comprehensible input and structure. Supports are based on research-based approaches, including those outlined in the California ELA-ELD Framework and State Literacy Plan.
- **Action 4- Interim Assessments.** To better assess student learning loss and proficiency, we will administer the STAR360 diagnostic for ELA, early literacy, and math. Expenditures associated with this action include the cost of STAR360 diagnostic and the salaries of staff responsible for its implementation, progress monitoring, and reports production. We will implement this action schoolwide, but it will benefit the needs of unduplicated groups principally because research demonstrates that students most vulnerable to the pandemic experience difficulty focusing on their education, resulting in significant learning loss. Assessing student learning loss and proficiency at regular intervals allows teachers to review data related to subject-specific proficiency and adjust the curriculum and instruction appropriately.

- **Action 7- Special Program Lead Position (targeted).** In 2019-20, 12% of our English Learners reclassified, and in 2018-19, 53% of our English Learners made progress towards English language proficiency (English Learner Progress Indicator). This position focuses on supporting ELs (and their families) to improve monitoring of English language proficiency.

A description of how services for foster youth, English learners, and low-income students are being increased or improved by the percentage required.

We will use LCFF supplemental funds (we do not receive concentration funds) to enhance supports and services for unduplicated groups. In 2021-22, we will contribute 8.05% of our LCFF supplemental funds to increase (quantity) or improve (quality) services for unduplicated groups. Thus, the actions in our LCAP that enhance services for foster youth, low-income students, and English Learners increase or improve services proportionally compared to all students' services. Please see details below:

Goal 1- Optimize Conditions for Learning:

- **Action 4- Technology.** To ensure all students have access to appropriate technology (improving the likelihood they will succeed academically), we will purchase servers for our school, laptops for students, modems, and routers for students, and cybersecurity software. The described technology's purchase improves services because it adds upgraded technology and increased devices beyond what we currently offer as our base instructional material. We will implement this action schoolwide, but it will benefit the needs of unduplicated groups principally because they often cannot afford high-speed internet service or updated technology devices that appropriate interface with online instruction and curriculum.
- **Action 5- Monitor Student Engagement.** To improve and increase our ability to identify reasons students disengage from school, we will administer substantive student engagement surveys and analyze results. Expenditures associated with this action include the costs of purchasing quality surveys such as the California Healthy Kids Survey, California School Parent Survey, and California School Staff Survey. These expenditures represent improved services because our current surveys, relatively speaking, are not as immersed in research, nor do they result in comprehensive reports based on student entries. We will implement this action schoolwide, but it will benefit the needs of unduplicated groups, principally because these groups typically live in an environment that leaves them directly vulnerable to the pandemic and lack resources at home to mitigate the effects of the pandemic.

Goal 2- Improve College and Career Readiness:

- **Action 1- Career Technical Education (CTE) Pathways.** We will increase the number of CTE Pathways and related immersed experiences. Expenditures for this action include the costs of hiring additional CTE certified teachers, associated training, creation of internships, curriculum development, and instructional materials. The hiring of teachers for CTE pathways represents additional staffing beyond our base allocation. This action adds to our current base educational program because it adds CTE pathways. We will implement this action schoolwide, but it will benefit the needs of unduplicated groups principally because they typically have the least amount of access to new and viable career experiences outside of school.
- **Action 2- Advanced Placement (AP) courses and exams.** We will add AP courses and offer AP examinations within our facilities. Expenditures associated with action include the costs of hiring additional teachers, teacher training, curriculum development, and instructional materials. This action increases the number of AP courses our students can enroll in and improves AP examination opportunities. We will implement this action schoolwide, but it will benefit the needs of unduplicated groups principally because these groups typically have the least amount of access at home to resources needed to prepare for and pass AP examinations.

- **Action 3- A-G Readiness.** We will add to our current academic counselors to improve academic support and college guidance to students. Increasing the number of counselors will reduce their caseload, facilitating quality support, including meeting with each student in grade 8 and their families to develop an A-G completion plan. We will implement this action schoolwide, but it will benefit the needs of unduplicated groups principally because these groups are typically unaware of what courses meet the A-G requirements or have time to monitor the A-G progress at home.
- **Action 4- College Credit Courses.** We will collaborate with local community colleges to assess the viability of offering dual enrollment classes. Beyond dual enrollment classes, we will implement a comprehensive awareness campaign related to college credit courses. Expenditures associated with this action include instructional material needed for dual enrollment classes and paying academic counselors a stipend to meet with families during non-regular hours, including Saturdays. Many parents/guardians work long hours and are unable to meet during the regular school hours. This action increases our base services because it increases the number of college courses our students may access and improves access to them. It includes an increased amount of time dedicated to meeting directly with families regarding college readiness. We will implement this action schoolwide, but it will benefit the needs of unduplicated groups principally because their parents/guardians are typically unaware of college credit course opportunities or enrollment procedures.

Goal 3- Improve Access and Success in a Broad Course of Study:

- **Action 1- Parent Involvement.** School experience survey results indicate that the parent engagement and involvement are low for the parents/guardians of English learners, foster youth, and low-income students, particularly during the pandemic. We will offer workshops intended to help families understand our tiered supports, particularly for those who are most vulnerable to the impact of COVID 19. Family workshops and targeted support will include, but are not limited to, the effects of trauma and how to mitigate them with trauma-informed practices. This action represents increased and improved services because we will increase the number of parent-focused workshops, refine their focus to meet the needs of parents, and provide a liaison beyond our base program.
- **Action 2 Academic and Social Emotional Supports.** The pandemic has increased the number and quality of support needed for students to succeed academically. We will add and refine academic and social-emotional supports offered within our multi-tiered support framework system (MTSS). Expenditures associated with this action include, but not limited to, Student Support Coordinators, 504 Coordinators, and Intervention Support Coordinators, Regional Coordinators, a social worker, paraeducators, intervention/support positions, SEL Coordinators, psychologists, a nurse, and the continued funding of a foster youth/homeless liaison. This action represents an increase in services because we will add academic and social-emotional supports beyond what we currently offer. This action also represents an improvement in services because we expect a comprehensive review of our MTSS to refine the quality of supports we currently offer.
- **Action 3- English Learner Support (targeted).** This action improves and increases English learners' services by funding an English Language Development Coordinator and integrated ELD professional learning focused on using a range of information systems (e.g., graphic organizers, diagrams, videos, or other media) and improved language models (e.g., sentence frames and stems) to provide comprehensible input and structure. Supports are based on research-based approaches, including those outlined in the California ELA-ELD Framework and State Literacy Plan.
- **Action 4- Interim Assessments.** To better assess student learning loss and proficiency, we will administer the STAR360 diagnostic for ELA, early literacy, and math. Expenditures associated with this action include the cost of STAR360 diagnostic and the salaries of staff responsible for its implementation, progress monitoring, and reports production. This action represents an improvement in services because we will add staff specifically responsible for all aspects of implementing the STAR360 diagnostic assessments and costs associated with appropriate training. We will implement this action schoolwide, but it will benefit the needs of unduplicated groups principally because research demonstrates that students most vulnerable to the pandemic experience difficulty focusing on their education, resulting in significant

learning loss. Assessing student learning loss and proficiency at regular intervals allows teachers to review data related to subject-specific proficiency and adjust the curriculum and instruction appropriately.

- Action 7 Special Program Lead Position (targeted)-. This action improves and increases English learners' services by supporting ELs (and their families) to improve monitoring of English language proficiency.

Instructions

[Plan Summary](#)

[Stakeholder Engagement](#)

[Goals and Actions](#)

[Increased or Improved Services for Foster Youth, English Learners, and Low-Income Students](#)

For additional questions or technical assistance related to the completion of the LCAP template, please contact the local COE, or the California Department of Education's (CDE's) Local Agency Systems Support Office by phone at 916-319-0809 or by email at lcff@cde.ca.gov.

Introduction and Instructions

The Local Control Funding Formula (LCFF) requires LEAs to engage their local stakeholders in an annual planning process to evaluate their progress within eight state priority areas encompassing all statutory metrics (COEs have ten state priorities). LEAs document the results of this planning process in the Local Control and Accountability Plan (LCAP) using the template adopted by the State Board of Education.

The LCAP development process serves three distinct, but related functions:

- **Comprehensive Strategic Planning:** The process of developing and annually updating the LCAP supports comprehensive strategic planning (California *Education Code* [EC] 52064(e)(1)). Strategic planning that is comprehensive connects budgetary decisions to teaching and learning performance data. Local educational agencies (LEAs) should continually evaluate the hard choices they make about the use of limited resources to meet student and community needs to ensure opportunities and outcomes are improved for all students.
- **Meaningful Stakeholder Engagement:** The LCAP development process should result in an LCAP that reflects decisions made through meaningful stakeholder engagement (EC 52064(e)(1)). Local stakeholders possess valuable perspectives and insights about an LEA's programs and services. Effective strategic planning will incorporate these perspectives and insights in order to identify potential goals and actions to be included in the LCAP.
- **Accountability and Compliance:** The LCAP serves an important accountability function because aspects of the LCAP template require LEAs to show that they have complied with various requirements specified in the LCFF statutes and regulations, most notably:
 - Demonstrating that LEAs are increasing or improving services for foster youth, English learners, and low-income students in proportion to the amount of additional funding those students generate under LCFF (EC 52064(b)(4-6)).

- Establishing goals, supported by actions and related expenditures, that address the statutory priority areas and statutory metrics (EC 52064(b)(1) & (2)).
- Annually reviewing and updating the LCAP to reflect progress toward the goals (EC 52064(b)(7)).

The LCAP template, like each LEA's final adopted LCAP, is a document, not a process. LEAs must use the template to memorialize the outcome of their LCAP development process, which should: (a) reflect comprehensive strategic planning (b) through meaningful engagement with stakeholders that (c) meets legal requirements, as reflected in the final adopted LCAP. The sections included within the LCAP template do not and cannot reflect the full development process, just as the LCAP template itself is not intended as a stakeholder engagement tool.

If a county superintendent of schools has jurisdiction over a single school district, the county board of education and the governing board of the school district may adopt and file for review and approval a single LCAP consistent with the requirements in EC sections 52060, 52062, 52066, 52068, and 52070. The LCAP must clearly articulate to which entity's budget (school district or county superintendent of schools) all budgeted and actual expenditures are aligned.

The revised LCAP template for the 2021–22, 2022–23, and 2023–24 school years reflects statutory changes made through Assembly Bill 1840 (Committee on Budget), Chapter 243, Statutes of 2018. These statutory changes enhance transparency regarding expenditures on actions included in the LCAP, including actions that contribute to meeting the requirement to increase or improve services for foster youth, English learners, and low-income students, and to streamline the information presented within the LCAP to make adopted LCAPs more accessible for stakeholders and the public.

At its most basic, the adopted LCAP should attempt to distill not just what the LEA is doing, but also allow stakeholders to understand why, and whether those strategies are leading to improved opportunities and outcomes for students. LEAs are strongly encouraged to use language and a level of detail in their adopted LCAPs intended to be meaningful and accessible for the LEA's diverse stakeholders and the broader public.

In developing and finalizing the LCAP for adoption, LEAs are encouraged to keep the following overarching frame at the forefront of the strategic planning and stakeholder engagement functions:

Given present performance across the state priorities and on indicators in the California School Dashboard, how is the LEA using its budgetary resources to respond to student and community needs, and address any performance gaps, including by meeting its obligation to increase or improve services for foster youth, English learners, and low-income students?

LEAs are encouraged to focus on a set of metrics or a set of actions that the LEA believes, based on input gathered from stakeholders, research, and experience, will have the biggest impact on behalf of its students.

These instructions address the requirements for each section of the LCAP, but may include information about effective practices when developing the LCAP and completing the LCAP itself. Additionally, information is included at the beginning of each section emphasizing the purpose that each section serves.

Plan Summary

Purpose

A well-developed Plan Summary section provides a meaningful context for the LCAP. This section provides information about an LEA's community as well as relevant information about student needs and performance. In order to provide a meaningful context for the rest of the LCAP, the content of this section should be clearly and meaningfully related to the content included in the subsequent sections of the LCAP.

Requirements and Instructions

General Information – Briefly describe the students and community. For example, information about an LEA in terms of geography, enrollment, or employment, the number and size of specific schools, recent community challenges, and other such information as an LEA wishes to include can enable a reader to more fully understand an LEA's LCAP.

Reflections: Successes – Based on a review of performance on the state indicators and local performance indicators included in the Dashboard, progress toward LCAP goals, local self-assessment tools, stakeholder input, and any other information, what progress is the LEA most proud of and how does the LEA plan to maintain or build upon that success? This may include identifying specific examples of how past increases or improvements in services for foster youth, English learners, and low-income students have led to improved performance for these students.

Reflections: Identified Need – Referring to the Dashboard, identify: (a) any state indicator for which overall performance was in the "Red" or "Orange" performance category or any local indicator where the LEA received a "Not Met" or "Not Met for Two or More Years" rating AND (b) any state indicator for which performance for any student group was two or more performance levels below the "all student" performance. What steps is the LEA planning to take to address these areas of low performance and performance gaps? Other needs may be identified using locally collected data including data collected to inform the self-reflection tools and reporting local indicators on the Dashboard.

LCAP Highlights – Identify and briefly summarize the key features of this year's LCAP.

Comprehensive Support and Improvement – An LEA with a school or schools identified for comprehensive support and improvement (CSI) under the Every Student Succeeds Act must respond to the following prompts:

- **Schools Identified:** Identify the schools within the LEA that have been identified for CSI.
- **Support for Identified Schools:** Describe how the LEA has or will support the identified schools in developing CSI plans that included a school-level needs assessment, evidence-based interventions, and the identification of any resource inequities to be addressed through the implementation of the CSI plan.

- **Monitoring and Evaluating Effectiveness:** Describe how the LEA will monitor and evaluate the implementation and effectiveness of the CSI plan to support student and school improvement.

Stakeholder Engagement

Purpose

Significant and purposeful engagement of parents, students, educators, and other stakeholders, including those representing the student groups identified by LCFF, is critical to the development of the LCAP and the budget process. Consistent with statute, such stakeholder engagement should support comprehensive strategic planning, accountability, and improvement across the state priorities and locally identified priorities (EC 52064(e)(1)). Stakeholder engagement is an ongoing, annual process.

This section is designed to reflect how stakeholder engagement influenced the decisions reflected in the adopted LCAP. The goal is to allow stakeholders that participated in the LCAP development process and the broader public understand how the LEA engaged stakeholders and the impact of that engagement. LEAs are encouraged to keep this goal in the forefront when completing this section.

Statute and regulations specify the stakeholder groups that school districts and COEs must consult when developing the LCAP: teachers, principals, administrators, other school personnel, local bargaining units of the LEA, parents, and students. Before adopting the LCAP, school districts and COEs must share it with the Parent Advisory Committee and, if applicable, to its English Learner Parent Advisory Committee. The superintendent is required by statute to respond in writing to the comments received from these committees. School districts and COEs must also consult with the special education local plan area administrator(s) when developing the LCAP. Statute requires charter schools to consult with teachers, principals, administrators, other school personnel, parents, and students in developing the LCAP. The LCAP should also be shared with, and LEAs should request input from, schoolsite-level advisory groups, as applicable (e.g., schoolsite councils, English Learner Advisory Councils, student advisory groups, etc.), to facilitate alignment between schoolsite and district-level goals and actions.

Information and resources that support effective stakeholder engagement, define student consultation, and provide the requirements for advisory group composition, can be found under Resources on the following web page of the CDE's website: <https://www.cde.ca.gov/re/lc/>.

Requirements and Instructions

Below is an excerpt from the 2018–19 *Guide for Annual Audits of K–12 Local Education Agencies and State Compliance Reporting*, which is provided to highlight the legal requirements for stakeholder engagement in the LCAP development process:

Local Control and Accountability Plan:

For county offices of education and school districts only, verify the LEA:

- Presented the local control and accountability plan to the parent advisory committee in accordance with Education Code section 52062(a)(1) or 52068(a)(1), as appropriate.

- b) If applicable, presented the local control and accountability plan to the English learner parent advisory committee, in accordance with Education Code section 52062(a)(2) or 52068(a)(2), as appropriate.
- c) Notified members of the public of the opportunity to submit comments regarding specific actions and expenditures proposed to be included in the local control and accountability plan in accordance with Education Code section 52062(a)(3) or 52068(a)(3), as appropriate.
- d) Held at least one public hearing in accordance with Education Code section 52062(b)(1) or 52068(b)(1), as appropriate.
- e) Adopted the local control and accountability plan in a public meeting in accordance with Education Code section 52062(b)(2) or 52068(b)(2), as appropriate.

Prompt 1: “A summary of the stakeholder process and how the stakeholder engagement was considered before finalizing the LCAP.”

Describe the stakeholder engagement process used by the LEA to involve stakeholders in the development of the LCAP, including, at a minimum, describing how the LEA met its obligation to consult with all statutorily required stakeholder groups as applicable to the type of LEA. A sufficient response to this prompt must include general information about the timeline of the process and meetings or other engagement strategies with stakeholders. A response may also include information about an LEA’s philosophical approach to stakeholder engagement.

Prompt 2: “A summary of the feedback provided by specific stakeholder groups.”

Describe and summarize the stakeholder feedback provided by specific stakeholders. A sufficient response to this prompt will indicate ideas, trends, or inputs that emerged from an analysis of the feedback received from stakeholders.

Prompt 3: “A description of the aspects of the LCAP that were influenced by specific stakeholder input.”

A sufficient response to this prompt will provide stakeholders and the public clear, specific information about how the stakeholder engagement process influenced the development of the LCAP. The response must describe aspects of the LCAP that were influenced by or developed in response to the stakeholder feedback described in response to Prompt 2. This may include a description of how the LEA prioritized stakeholder requests within the context of the budgetary resources available or otherwise prioritized areas of focus within the LCAP. For the purposes of this prompt, “aspects” of an LCAP that may have been influenced by stakeholder input can include, but are not necessarily limited to:

- Inclusion of a goal or decision to pursue a Focus Goal (as described below)
- Inclusion of metrics other than the statutorily required metrics
- Determination of the desired outcome on one or more metrics
- Inclusion of performance by one or more student groups in the Measuring and Reporting Results subsection
- Inclusion of action(s) or a group of actions
- Elimination of action(s) or group of actions
- Changes to the level of proposed expenditures for one or more actions

- Inclusion of action(s) as contributing to increased or improved services for unduplicated services
- Determination of effectiveness of the specific actions to achieve the goal
- Determination of material differences in expenditures
- Determination of changes made to a goal for the ensuing LCAP year based on the annual update process
- Determination of challenges or successes in the implementation of actions

Goals and Actions

Purpose

Well-developed goals will clearly communicate to stakeholders what the LEA plans to accomplish, what the LEA plans to do in order to accomplish the goal, and how the LEA will know when it has accomplished the goal. A goal statement, associated metrics and expected outcomes, and the actions included in the goal should be in alignment. The explanation for why the LEA included a goal is an opportunity for LEAs to clearly communicate to stakeholders and the public why, among the various strengths and areas for improvement highlighted by performance data and strategies and actions that could be pursued, the LEA decided to pursue this goal, and the related metrics, expected outcomes, actions, and expenditures.

A well-developed goal can be focused on the performance relative to a metric or metrics for all students, a specific student group(s), narrowing performance gaps, or implementing programs or strategies expected to impact outcomes. LEAs should assess the performance of their student groups when developing goals and the related actions to achieve such goals.

Requirements and Instructions

LEAs should prioritize the goals, specific actions, and related expenditures included within the LCAP within one or more state priorities. LEAs should consider performance on the state and local indicators, including their locally collected and reported data for the local indicators that are included in the Dashboard in determining whether and how to prioritize its goals within the LCAP.

In order to support prioritization of goals, the LCAP template provides LEAs with the option of developing three different kinds of goals:

- **Focus Goal:** A Focus Goal is relatively more concentrated in scope and may focus on a fewer number of metrics to measure improvement. A Focus Goal statement will be time bound and make clear how the goal is to be measured.
- **Broad Goal:** A Broad Goal is relatively less concentrated in its scope and may focus on improving performance across a wide range of metrics.
- **Maintenance of Progress Goal:** A Maintenance of Progress Goal includes actions that may be ongoing without significant changes and allows an LEA to track performance on any metrics not addressed in the other goals of the LCAP.

At a minimum, the LCAP must address all LCFF priorities and associated metrics.

Focus Goal(s)

Goal Description: The description provided for a Focus Goal must be specific, measurable, and time bound. An LEA develops a Focus Goal to address areas of need that may require or benefit from a more specific and data intensive approach. The Focus Goal can explicitly reference the metric(s) by which achievement of the goal will be measured and the time frame according to which the LEA expects to achieve the goal.

Explanation of why the LEA has developed this goal: Explain why the LEA has chosen to prioritize this goal. An explanation must be based on Dashboard data or other locally collected data. LEAs must describe how the LEA identified this goal for focused attention, including relevant consultation with stakeholders. LEAs are encouraged to promote transparency and understanding around the decision to pursue a focus goal.

Broad Goal

Goal Description: Describe what the LEA plans to achieve through the actions included in the goal. The description of a broad goal will be clearly aligned with the expected measurable outcomes included for the goal. The goal description organizes the actions and expected outcomes in a cohesive and consistent manner. A goal description is specific enough to be measurable in either quantitative or qualitative terms. A broad goal is not as specific as a focus goal. While it is specific enough to be measurable, there are many different metrics for measuring progress toward the goal.

Explanation of why the LEA has developed this goal: Explain why the LEA developed this goal and how the actions and metrics grouped together will help achieve the goal.

Maintenance of Progress Goal

Goal Description: Describe how the LEA intends to maintain the progress made in the LCFF State Priorities not addressed by the other goals in the LCAP. Use this type of goal to address the state priorities and applicable metrics not addressed within the other goals in the LCAP. The state priorities and metrics to be addressed in this section are those for which the LEA, in consultation with stakeholders, has determined to maintain actions and monitor progress while focusing implementation efforts on the actions covered by other goals in the LCAP.

Explanation of why the LEA has developed this goal: Explain how the actions will sustain the progress exemplified by the related metrics.

Measuring and Reporting Results:

For each LCAP year, identify the metric(s) that the LEA will use to track progress toward the expected outcomes. LEAs are encouraged to identify metrics for specific student groups, as appropriate, including expected outcomes that would reflect narrowing of any existing performance gaps.

Include in the baseline column the most recent data associated with this metric available at the time of adoption of the LCAP for the first year of the three-year plan. LEAs may use data as reported on the 2019 Dashboard for the baseline of a metric only if that data represents the most recent available (e.g. high school graduation rate).

Using the most recent data available may involve reviewing data the LEA is preparing for submission to the California Longitudinal Pupil Achievement Data System (CALPADS) or data that the LEA has recently submitted to CALPADS. Because final 2020–2021 outcomes on some

metrics may not be computable at the time the 2021–24 LCAP is adopted (e.g. graduation rate, suspension rate), the most recent data available may include a point in time calculation taken each year on the same date for comparability purposes.

The baseline data shall remain unchanged throughout the three-year LCAP.

Complete the table as follows:

- **Metric:** Indicate how progress is being measured using a metric.
- **Baseline:** Enter the baseline when completing the LCAP for 2021–22. As described above, the baseline is the most recent data associated with a metric. Indicate the school year to which the data applies, consistent with the instructions above.
- **Year 1 Outcome:** When completing the LCAP for 2022–23, enter the most recent data available. Indicate the school year to which the data applies, consistent with the instructions above.
- **Year 2 Outcome:** When completing the LCAP for 2023–24, enter the most recent data available. Indicate the school year to which the data applies, consistent with the instructions above.
- **Year 3 Outcome:** When completing the LCAP for 2024–25, enter the most recent data available. Indicate the school year to which the data applies, consistent with the instructions above. The 2024–25 LCAP will be the first year in the next three-year cycle. Completing this column will be part of the Annual Update for that year.
- **Desired Outcome for 2023-24:** When completing the first year of the LCAP, enter the desired outcome for the relevant metric the LEA expects to achieve by the end of the 2023–24 LCAP year.

Timeline for completing the “**Measuring and Reporting Results**” part of the Goal.

Metric	Baseline	Year 1 Outcome	Year 2 Outcome	Year 3 Outcome	Desired Outcome for Year 3 (2023-24)
Enter information in this box when completing the LCAP for 2021–22 .	Enter information in this box when completing the LCAP for 2021–22 .	Enter information in this box when completing the LCAP for 2022–23 . Leave blank until then.	Enter information in this box when completing the LCAP for 2023–24 . Leave blank until then.	Enter information in this box when completing the LCAP for 2024–25 . Leave blank until then.	Enter information in this box when completing the LCAP for 2021–22 .

The metrics may be quantitative or qualitative; but at minimum, an LEA’s LCAP must include goals that are measured using all of the applicable metrics for the related state priorities, in each LCAP year as applicable to the type of LEA. To the extent a state priority does not specify one or more metrics (e.g., implementation of state academic content and performance standards), the LEA must identify a metric to use within the LCAP. For these state priorities, LEAs are encouraged to use metrics based on or reported through the relevant self-reflection tool for local indicators within the Dashboard.

Actions: Enter the action number. Provide a short title for the action. This title will also appear in the expenditure tables. Provide a description of the action. Enter the total amount of expenditures associated with this action. Budgeted expenditures from specific fund sources will be provided in the summary expenditure tables. Indicate whether the action contributes to meeting the increase or improved services requirement as described in the Increased or Improved Services section using a “Y” for Yes or an “N” for No. (Note: for each such action offered on an LEA-wide or schoolwide basis, the LEA will need to provide additional information in the Increased or Improved Summary Section to address the requirements in *California Code of Regulations*, Title 5 [5 CCR] Section 15496(b) in the Increased or Improved Services Section of the LCAP).

Actions for English Learners: School districts, COEs, and charter schools that have a numerically significant English learner student subgroup must include specific actions in the LCAP related to, at a minimum, the language acquisition programs, as defined in *EC* Section 306, provided to students and professional development activities specific to English learners.

Actions for Foster Youth: School districts, COEs, and charter schools that have a numerically significant Foster Youth student subgroup are encouraged to include specific actions in the LCAP designed to meet needs specific to Foster Youth students.

Goal Analysis:

Enter the LCAP Year

Using actual annual measurable outcome data, including data from the Dashboard, analyze whether the planned actions were effective in achieving the goal. Respond to the prompts as instructed.

- Describe the overall implementation of the actions to achieve the articulated goal. Include a discussion of relevant challenges and successes experienced with the implementation process. This must include any instance where the LEA did not implement a planned action or implemented a planned action in a manner that differs substantively from how it was described in the adopted LCAP.
- Explain material differences between Budgeted Expenditures and Estimated Actual Expenditures. Minor variances in expenditures do not need to be addressed, and a dollar-for-dollar accounting is not required.
- Describe the effectiveness of the specific actions to achieve the articulated goal as measured by the LEA. In some cases, not all actions in a goal will be intended to improve performance on all of the metrics associated with the goal. When responding to this prompt, LEAs may assess the effectiveness of a single action or group of actions within the goal in the context of performance on a single metric or group of specific metrics within the goal that are applicable to the action(s). Grouping actions with metrics will allow for more robust analysis of whether the strategy the LEA is using to impact a specified set of metrics is working and increase transparency for stakeholders. LEAs are encouraged to use such an approach when goals include multiple actions and metrics that are not closely associated.
- Describe any changes made to this goal, expected outcomes, metrics, or actions to achieve this goal as a result of this analysis and analysis of the data provided in the Dashboard or other local data, as applicable.

Increased or Improved Services for Foster Youth, English Learners, and Low-Income Students

Purpose

A well-written Increased or Improved Services section provides stakeholders with a comprehensive description, within a single dedicated section, of how an LEA plans to increase or improved services for its unduplicated students as compared to all students and how LEA-wide or schoolwide actions identified for this purpose meet regulatory requirements. Descriptions provided should include sufficient detail yet be sufficiently succinct to promote a broader understanding of stakeholders to facilitate their ability to provide input. An LEA's description in this section must align with the actions included in the Goals and Actions section as contributing.

Requirements and Instructions

This section must be completed for each LCAP year.

When developing the LCAP in year 2 or year 3, copy the “Increased or Improved Services” section and enter the appropriate LCAP year. Using the copy of the section, complete the section as required for the relevant LCAP year. Retain all prior year sections for each of the three years within the LCAP.

Percentage to Increase or Improve Services: Identify the percentage by which services for unduplicated pupils must be increased or improved as compared to the services provided to all students in the LCAP year as calculated pursuant to 5 CCR Section 15496(a)(7).

Increased Apportionment based on the enrollment of Foster Youth, English Learners, and Low-Income Students: Specify the estimate of the amount of funds apportioned on the basis of the number and concentration of unduplicated pupils for the LCAP year.

Required Descriptions:

For each action being provided to an entire school, or across the entire school district or county office of education (COE), an explanation of (1) how the needs of foster youth, English learners, and low-income students were considered first, and (2) how these actions are effective in meeting the goals for these students.

For each action included in the Goals and Actions section as contributing to the increased or improved services requirement for unduplicated pupils and provided on an LEA-wide or schoolwide basis, the LEA must include an explanation consistent with 5 CCR Section 15496(b). For any such actions continued into the 2021–24 LCAP from the 2017–2020 LCAP, the LEA must determine whether or not the action was effective as expected, and this determination must reflect evidence of outcome data or actual implementation to date.

Principally Directed and Effective: An LEA demonstrates how an action is principally directed towards and effective in meeting the LEA’s goals for unduplicated students when the LEA explains how:

- It considers the needs, conditions, or circumstances of its unduplicated pupils;
- The action, or aspect(s) of the action (including, for example, its design, content, methods, or location), is based on these considerations; and
- The action is intended to help achieve an expected measurable outcome of the associated goal.

As such, the response provided in this section may rely on a needs assessment of unduplicated students.

Conclusory statements that a service will help achieve an expected outcome for the goal, without an explicit connection or further explanation as to how, are not sufficient. Further, simply stating that an LEA has a high enrollment percentage of a specific student group or groups does not meet the increase or improve services standard because enrolling students is not the same as serving students.

For example, if an LEA determines that low-income students have a significantly lower attendance rate than the attendance rate for all students, it might justify LEA-wide or schoolwide actions to address this area of need in the following way:

After assessing the needs, conditions, and circumstances of our low-income students, we learned that the attendance rate of our low-income students is 7% lower than the attendance rate for all students. (Needs, Conditions, Circumstances [Principally Directed])

In order to address this condition of our low-income students, we will develop and implement a new attendance program that is designed to address some of the major causes of absenteeism, including lack of reliable transportation and food, as well as a school climate that does not emphasize the importance of attendance. Goal N, Actions X, Y, and Z provide additional transportation and nutritional resources as well as a districtwide educational campaign on the benefits of high attendance rates. (Contributing Action(s))

These actions are being provided on an LEA-wide basis and we expect/hope that all students with less than a 100% attendance rate will benefit. However, because of the significantly lower attendance rate of low-income students, and because the actions meet needs most associated with the chronic stresses and experiences of a socio-economically disadvantaged status, we expect that the attendance rate for our low-income students will increase significantly more than the average attendance rate of all other students. (Measurable Outcomes [Effective In])

COEs and Charter Schools: Describe how actions included as contributing to meeting the increased or improved services requirement on an LEA-wide basis are principally directed to and effective in meeting its goals for unduplicated pupils in the state and any local priorities as described above. In the case of COEs and charter schools, schoolwide and LEA-wide are considered to be synonymous.

For School Districts Only:

Actions Provided on an LEA-Wide Basis:

Unduplicated Percentage > 55%: For school districts with an unduplicated pupil percentage of 55% or more, describe how these actions are principally directed to and effective in meeting its goals for unduplicated pupils in the state and any local priorities as described above.

Unduplicated Percentage < 55%: For school districts with an unduplicated pupil percentage of less than 55%, describe how these actions are principally directed to and effective in meeting its goals for unduplicated pupils in the state and any local priorities. Also describe how the actions **are the most effective use of the funds** to meet these goals for its unduplicated pupils. Provide the basis for this determination, including any alternatives considered, supporting research, experience, or educational theory.

Actions Provided on a Schoolwide Basis:

School Districts must identify in the description those actions being funded and provided on a schoolwide basis, and include the required description supporting the use of the funds on a schoolwide basis.

For schools with 40% or more enrollment of unduplicated pupils: Describe how these actions are principally directed to and effective in meeting its goals for its unduplicated pupils in the state and any local priorities.

For school districts expending funds on a schoolwide basis at a school with less than 40% enrollment of unduplicated pupils:

Describe how these actions are principally directed to and how the actions are the most effective use of the funds to meet its goals for foster youth, English learners, and low-income students in the state and any local priorities.

“A description of how services for foster youth, English learners, and low-income students are being increased or improved by the percentage required.”

Consistent with the requirements of 5 CCR Section 15496, describe how services provided for unduplicated pupils are increased or improved by at least the percentage calculated as compared to the services provided for all students in the LCAP year. To improve services means to grow services in quality and to increase services means to grow services in quantity. Services are increased or improved by those actions in the LCAP that are included in the Goals and Actions section as contributing to the increased or improved services requirement. This description must address how these action(s) are expected to result in the required proportional increase or improvement in services for unduplicated pupils as compared to the services the LEA provides to all students for the relevant LCAP year.

Expenditure Tables

Complete the Data Entry table for each action in the LCAP. The information entered into this table will automatically populate the other Expenditure Tables. All information is entered into the Data Entry table. Do not enter data into the other tables.

The following expenditure tables are required to be included in the LCAP as adopted by the local governing board or governing body:

- Table 1: Actions
- Table 2: Total Expenditures
- Table 3: Contributing Expenditures
- Table 4: Annual Update Expenditures

The Data Entry table may be included in the LCAP as adopted by the local governing board or governing body, but is not required to be included.

In the Data Entry table, provide the following information for each action in the LCAP for the relevant LCAP year:

- **Goal #:** Enter the LCAP Goal number for the action.
- **Action #:** Enter the action's number as indicated in the LCAP Goal.

- **Action Title:** Provide a title of the action.
- **Student Group(s):** Indicate the student group or groups who will be the primary beneficiary of the action by entering “All”, or by entering a specific student group or groups.
- **Increased / Improved:** Type “Yes” if the action **is** included as contributing to meeting the increased or improved services; OR, type “No” if the action is **not** included as contributing to meeting the increased or improved services.
- If “Yes” is entered into the Contributing column, then complete the following columns:
 - **Scope:** The scope of an action may be LEA-wide (i.e. districtwide, countywide, or charterwide), schoolwide, or limited. An action that is LEA-wide in scope upgrades the entire educational program of the LEA. An action that is schoolwide in scope upgrades the entire educational program of a single school. An action that is limited in its scope is an action that serves only one or more unduplicated student groups.
 - **Unduplicated Student Group(s):** Regardless of scope, contributing actions serve one or more unduplicated student groups. Indicate one or more unduplicated student groups for whom services are being increased or improved as compared to what all students receive.
 - **Location:** Identify the location where the action will be provided. If the action is provided to all schools within the LEA, the LEA must indicate “All Schools”. If the action is provided to specific schools within the LEA or specific grade spans only, the LEA must enter “Specific Schools” or “Specific Grade Spans”. Identify the individual school or a subset of schools or grade spans (e.g., all high schools or grades K-5), as appropriate.
- **Time Span:** Enter “ongoing” if the action will be implemented for an indeterminate period of time. Otherwise, indicate the span of time for which the action will be implemented. For example, an LEA might enter “1 Year”, or “2 Years”, or “6 Months”.
- **Personnel Expense:** This column will be automatically calculated based on information provided in the following columns:
 - **Total Personnel:** Enter the total amount of personnel expenditures utilized to implement this action.
 - **Total Non-Personnel:** This amount will be automatically calculated.
- **LCFF Funds:** Enter the total amount of LCFF funds utilized to implement this action, if any. LCFF funds include all funds that make up an LEA’s total LCFF target (i.e. base grant, grade span adjustment, supplemental grant, concentration grant, Targeted Instructional Improvement Block Grant, and Home-To-School Transportation).
- **Other State Funds:** Enter the total amount of Other State Funds utilized to implement this action, if any.

- **Local Funds:** Enter the total amount of Local Funds utilized to implement this action, if any.
- **Federal Funds:** Enter the total amount of Federal Funds utilized to implement this action, if any.
- **Total Funds:** This amount is automatically calculated based on amounts entered in the previous four columns.

Goal #	Action #	Action Title	Student Group(s)	Contributing to Increased or Improved Services?	Scope	Unduplicated Student Group(s)	Location	Time Span	Personnel Expense	Total Personnel	Total Non-personnel	LCFF Funds	Other State Funds	Local Funds	Federal Funds	Total Funds
1	1	Fully credentialed & appropriately assigned teachers	All	No	School wide	N/A	All	3 years	100%	\$ 11,477,373	\$ -	\$ 11,477,373	\$ -		\$ -	\$ 11,477,373
1	2	Access to the standards-aligned instruction materials	All	No	School wide	N/A	All	3 years	0%	\$ -	\$ 3,743,607	\$ 3,743,607	\$ -	\$ -	\$ -	\$ 3,743,607
1	3	Maintain all facilities in "Good Repair"	All	No	School wide	N/A	All	3 years		\$ -	\$ -	\$ -	\$ -	\$ -	\$ -	\$ -
1	4	Technology	All	Yes	School wide	All	All	3 years	0%	\$ -	\$ 50,000	\$ 50,000	\$ -	\$ -	\$ -	\$ 50,000
1	5	Monitor student engagement	All	Yes	School wide	All	All	3 years	0%	\$ -	\$ 8,000	\$ 8,000	\$ -	\$ -	\$ -	\$ 8,000
1	6	Systems of professional growth and improvement	All	No	School wide	N/A	All	3 years	80%	\$ 71,000	\$ 18,297	\$ -	\$ -	\$ -	\$ 89,297	\$ 89,297
2	1	Career Technical Education (CTE) Pathways	All	Yes	School wide	All	All	3 years	71%	\$ 200,000	\$ 80,000	\$ 280,000	\$ -			\$ 280,000
2	2	Advanced Placement (AP) courses and exams	All	Yes	School wide	All	All	3 years	63%	\$ 200,000	\$ 120,000	\$ 320,000	\$ -			\$ 320,000
2	3	A-G Readiness	All	Yes	School wide	All	All	3 years	100%	\$ 200,000	\$ -	\$ 200,000				\$ 200,000
2	4	College Credit Courses	All	Yes	School wide	All	All	3 years	56%	\$ 50,000	\$ 40,000	\$ 90,000				\$ 90,000
3	1	Parental Involvement	All	Yes	School wide	All	All	3 years	83%	\$ 143,000	\$ 30,000	\$ 173,000				\$ 173,000
3	2	Academic and Social Emotional Supports	All	Yes	School wide	All	All	3 years	73%	\$ 865,512	\$ 315,000	\$ 1,180,512				\$ 1,180,512
3	3	English Learner Supports	English Learners	Yes	School wide	English Learners	All	3 years	55%	\$ 120,000	\$ 100,000	\$ 220,000				\$ 220,000
3	4	Interim Assessments	All	Yes	School wide	All	All	3 years	71%	\$ 150,000	\$ 60,000	\$ 210,000				\$ 210,000
3	5	Students with exceptional needs: Community partnerships	All	No	School wide	N/A	All	3 years		\$ -	\$ -	\$ -				\$ -
3	6	Students with exceptional needs: Post-secondary readiness	All	No	School wide	N/A	All	3 years	0%	\$ -	\$ 5,000	\$ -	\$ 5,000			\$ 5,000
3	7	Special Program Lead Position	English Learners	No	School wide	English Learners	All	3 years	100%	\$ 36,000	\$ -	\$ 36,000				\$ 36,000
3	8	Professional learning related to English Learners	All	No	School wide	N/A	All	3 years	0%	\$ -	\$ 13,956	\$ -			\$ 13,956	\$ 13,956
3	9	Digital Library	All	No	School wide	N/A	All	3 years	40%	\$ 40,000	\$ 60,000	\$ -			\$ 100,000	\$ 100,000
3	10	Targeted Academic Support	All	No	School wide	N/A	All	3 years	50%	\$ 242,689	\$ -	\$ 242,689			\$ 242,689	\$ 485,378
3	11	Non-English Speaking Parent Support	All	No	School wide	N/A	All	3 years	50%	\$ 80,000	\$ -	\$ 80,000			\$ 80,000	\$ 160,000

Total Expenditures Table

Totals	LCFF Funds	Other State Funds	Local Funds	Federal Funds	Total Funds	Total Personnel	Total Non-personnel
Totals	\$ 18,311,181	\$ 5,000	\$ -	\$ 525,942	18,842,123	\$ 13,875,574	\$ 4,643,860

Goal #	Action #	Action Title	Student Group(s)	LCFF Funds	Other State Funds	Local Funds	Federal Funds	Total Funds
1	1	Fully credentialed & appropriately assigned teachers	All	\$ 11,477,373	\$ -		\$ -	\$ 11,477,373
1	2	Access to the standards-aligned instruction materials	All	\$ 3,743,607	\$ -	\$ -	\$ -	\$ 3,743,607
1	3	Maintain all facilities in "Good Repair"	All	\$ -	\$ -	\$ -	\$ -	\$ -
1	4	Technology	All	\$ 50,000	\$ -	\$ -	\$ -	\$ 50,000
1	5	Monitor student engagement	All	\$ 8,000	\$ -	\$ -	\$ -	\$ 8,000
1	6	Systems of professional growth and improvement	All	\$ -	\$ -	\$ -	\$ 89,297	\$ 89,297
2	1	Career Technical Education (CTE) Pathways	All	\$ 280,000	\$ -			\$ 280,000
2	2	Advanced Placement (AP) courses and exams	All	\$ 320,000	\$ -			\$ 320,000
2	3	A-G Readiness	All	\$ 200,000				\$ 200,000
2	4	College Credit Courses	All	\$ 90,000				\$ 90,000
3	1	Parental Involvement	All	\$ 173,000				\$ 173,000
3	2	Academic and Social Emotional Supports	All	\$ 1,180,512				\$ 1,180,512
3	3	English Learner Supports	English Learners	\$ 220,000				\$ 220,000
3	4	Interim Assessments	All	\$ 210,000				\$ 210,000
3	5	Students with exceptional needs: Community partnerships	All	\$ -				\$ -
3	6	Students with exceptional needs: Post-secondary readiness	All	\$ -	\$ 5,000			\$ 5,000
3	7	Special Program Lead Position	English Learners	\$ 36,000				\$ 36,000
3	8	Professional learning related to English Learners	All	\$ -			\$ 13,956	\$ 13,956
3	9	Digital Library	All	\$ -			\$ 100,000	\$ 100,000
3	10	Targeted Academic Support	All	\$ 242,689			\$ 242,689	\$ 485,378
3	11	Non-English Speaking Parent Support	All	\$ 80,000			\$ 80,000	\$ 160,000

Contributing Expenditure Table

Totals by Type	Total LCFF Funds	Total Funds
Total:	\$ 2,731,512	\$ 2,731,512
LEA-wide Total:	\$ -	\$ -
Limited Total:	\$ -	\$ -
Schoolwide Total:	\$ 2,731,512	\$ 2,731,512

Goal #	Action #	Action Title	Scope	Unduplicated Student Group(s)	Location	LCFF Funds	Total Funds
1	1	Fully credentialed & appropriately assigned	Schoolwide		All	\$ 11,477,373	\$ 11,477,373
1	3	Maintain all facilities in "Good Repair"	Schoolwide		All	\$ -	\$ -
1	4	Technology	Schoolwide	All	All	\$ 50,000	\$ 50,000
1	5	Monitor student engagement	Schoolwide	All	All	\$ 8,000	\$ 8,000
1	6	Systems of professional growth and improvement	Schoolwide		All	\$ -	\$ 89,297
2	1	Career Technical Education (CTE) Pathways	Schoolwide	All	All	\$ 280,000	\$ 280,000
2	2	Advanced Placement (AP) courses and exams	Schoolwide	All	All	\$ 320,000	\$ 320,000
2	3	A-G Readiness	Schoolwide	All	All	\$ 200,000	\$ 200,000
2	4	College Credit Courses	Schoolwide	All	All	\$ 90,000	\$ 90,000
3	1	Parental Involvement	Schoolwide	All	All	\$ 173,000	\$ 173,000
3	2	Academic and Social Emotional Supports	Schoolwide	All	All	\$ 1,180,512	\$ 1,180,512
3	3	English Learner Supports	Schoolwide	English Learners	All	\$ 220,000	\$ 220,000
3	4	Interim Assessments	Schoolwide	All	All	\$ 210,000	\$ 210,000
3	5	Students with exceptional needs: Community	Schoolwide		All	\$ -	\$ -
3	6	Students with exceptional needs: Post-secondary	Schoolwide		All	\$ -	\$ 5,000
3	7	Special Program Lead Position	Schoolwide		All	\$ 36,000	\$ 36,000
3	8	Professional learning related to English Learners	Schoolwide		All	\$ -	\$ 13,956
3	9	Digital Library	Schoolwide		All	\$ -	\$ 100,000
3	10	Targeted Academic Support	Schoolwide		All	\$ 242,689	\$ 485,378
3	11	Non-English Speaking Parent Support	Schoolwide		All	\$ 80,000	\$ 160,000

DRAFT

Annual Update Table Year 1

Totals:	Planned Expenditure Total	Estimated Actual Total
Totals:	\$ 18,842,123	\$ -

Last Year's Goal #	Last Year's Action #	Prior Action/Service Title	Contributed to Increased or Improved Services?	Last Year's Total Planned Expenditures	Total Estimated Actual Expenditures
1	1	Fully credentialed & appropriately assigned teachers	No	\$ 11,477,373	
1	2	Access to the standards-aligned instruction materials	No	\$ 3,743,607	
1	3	Maintain all facilities in "Good Repair"	No	\$ -	
1	4	Technology	Yes	\$ 50,000	
1	5	Monitor student engagement	Yes	\$ 8,000	
1	6	Systems of professional growth and improvement	No	\$ 89,297	
2	1	Career Technical Education (CTE) Pathways	Yes	\$ 280,000	
2	2	Advanced Placement (AP) courses and exams	Yes	\$ 320,000	
2	3	A-G Readiness	Yes	\$ 200,000	
2	4	College Credit Courses	Yes	\$ 90,000	
3	1	Parental Involvement	Yes	\$ 173,000	
3	2	Academic and Social Emotional Supports	Yes	\$ 1,180,512	
3	3	English Learner Supports	Yes	\$ 220,000	
3	4	Interim Assessments	Yes	\$ 210,000	
3	5	Students with exceptional needs: Community	No	\$ -	
3	6	Students with exceptional needs: Post-secondary	No	\$ 5,000	
3	7	Special Program Lead Position	No	\$ 36,000	
3	8	Professional learning related to English Learners	No	\$ 13,956	
3	9	Digital Library	No	\$ 100,000	
3	10	Targeted Academic Support	No	\$ 485,378	
3	11	Non-English Speaking Parent Support	No	\$ 160,000	

Coversheet

Approve Minutes

Section:	II. Consent Agenda
Item:	A. Approve Minutes
Purpose:	Approve Minutes
Submitted by:	
Related Material:	Minutes for Special Board Meeting on May 8, 2021



Pacific Coast Academy

Minutes

Special Board Meeting

Date and Time

Saturday May 8, 2021 at 2:00 PM

Location

Poway Office: 13915 Danielson Street, Suite 103 Poway, CA 92064

Directors Present

Amanda McArthur, JD Luckesen, Jessica Ackermann, Johnny Tran, Kelly Durso

Directors Absent

None

Directors who arrived after the meeting opened

Johnny Tran

Guests Present

Jennifer Faber, Krystin Demofonte, Shari Erlendson

I. Opening Items

A. Call the Meeting to Order

Kelly Durso called a meeting of the board of directors of Pacific Coast Academy to order on Saturday May 8, 2021 at 2:11 PM.

B. Record Attendance

C. Approval of Agenda

Amanda McArthur made a motion to Approve Agenda.

JD Luckesen seconded the motion.

The board **VOTED** unanimously to approve the motion.

D. Public Comments

There were no public comments made.

II. Other Business

A. 2021-22 Master Agreement

Amanda McArthur made a motion to Approve 2021-22 Master Agreement.

JD Luckesen seconded the motion.

The board **VOTED** unanimously to approve the motion.

B. Resolutions for the Sale of Additional Receivables to Charter School Capital

Amanda McArthur made a motion to Approve the Resolution for the Sale of Additional Receivables to Charter School Capital.

JD Luckesen seconded the motion.

The board **VOTED** unanimously to approve the motion.

Johnny Tran arrived at 2:39 PM.

III. Closing Items

A. Adjourn Meeting

There being no further business to be transacted, and upon motion duly made, seconded and approved, the meeting was adjourned at 7:00 PM.

Respectfully Submitted,
Kelly Durso

Prepared By:
Jennifer Faber

Noted By:

Board Secretary

Public comment rules: Members of the public may address the Board on agenda or non-agenda items. Please raise your hand if you have a comment. Speakers may be called upon to speak.

We ask that comments are limited to 2 minutes each, with no more than 15 minutes per single topic so that as many people as possible may be heard. If a member of the public utilizes a translator to address the board, those individuals are allotted 4 minutes each. If the board utilizes simultaneous translation equipment in a manner that allows the board to hear the translated public testimony simultaneously, those individuals are allotted 2 minutes each. By law, the Board is allowed to take action only on items on the agenda. The Board may, at its discretion, refer a matter to district staff or calendar the issue for future discussion.

Note: Pacific Coast Academy Governing Board encourages those with disabilities to participate fully in the public meeting process. If you need a disability-related modification or accommodation, including auxiliary aids or services, to participate in the public meeting, please contact the Pacific Coast Academy Office at [\(619\) 749-1928](tel:6197491928) at least 48 hours before the scheduled board meeting so that we may make every reasonable effort to accommodate you. (Government Code § 54954.2; Americans with Disabilities Act of 1990, § 202 (42 U.S.C. § 12132)).

Coversheet

Approve Minutes

Section:	II. Consent Agenda
Item:	B. Approve Minutes
Purpose:	Approve Minutes
Submitted by:	
Related Material:	Minutes for Regular Scheduled Meeting on April 29, 2021



Pacific Coast Academy

Minutes

Regular Scheduled Meeting

Date and Time

Thursday April 29, 2021 at 6:00 PM

Location

13915 Danielson St. #103, Poway, CA 92064

Meeting Held via Teleconference

Zoom Link

<https://zoom.us/j/3976785142>

Meeting ID: 397 678 5142

Join by Phone

(669) 900-6833

Directors Present

JD Luckesen (remote), Jessica Ackermann (remote), Johnny Tran (remote), Kelly Durso (remote)

Directors Absent

Amanda McArthur

Directors who arrived after the meeting opened

JD Luckesen

Guests Present

Jennifer Faber, Krystin Demofonte (remote), Shari Erlendson (remote)

I. Opening Items

A. Call the Meeting to Order

Kelly Durso called a meeting of the board of directors of Pacific Coast Academy to order on Thursday Apr 29, 2021 at 6:02 PM.

B. Roll Call of Board Members

C. Approval of Agenda

Johnny Tran made a motion to Approve the Agenda.

Jessica Ackermann seconded the motion.

The board **VOTED** unanimously to approve the motion.

D. Public Comments

PCA Parent, Chapman, made a public comment. Shared experience with board concerning Brown Act. Emailed concerning graduation. In email to board, she received a thank you email in return but due to Brown Act the board members are unable to respond. Board President will review comments and take into consideration. Chapman responded questioned what happens to the emails sent to the board and how feedback will be given. She suggested it become part of board packet.

Board President responds regarding Brown Act and why the board members can't respond. Explains that emails received get shared with the board members individually and the result depends on the situation. Krystin has also addressed concerns via email. Action happened just tough to do. Kelly says the board is working on this. Chapman asked if requests can be part of public comments. Kelly reviewed more info regarding the purpose of the board.

Conner Chapman- 10th grade student at PCA. Would like students to have more opportunities to communicate with school leaders.

JD Luckesen arrived at 6:27 PM.

E. Closed Session: Conference with Legal Counsel - Potential Litigation \$54956.9

Johnny Tran made a motion to move to closed session.

The board moved into closed session at 6:28pm and returned from closed session at 6:45pm. No action was taken in closed session.

The board **VOTED** unanimously to approve the motion.

F.

Executive Director's Report

Events

- Virtual High School fair on May 12th for HS. Many colleges will have info and give presentations.
- Discovery Days are back May 4th- with good art and science activities.
- Virtual Graduation on May 26th for 8th and 12th grade.
- Adopt a PCA Senior- Allows community to gather around and celebrate seniors to help them feel special.

Enrollment Update

1,465 new enrollments on wait list. Lottery will be held. 339 are siblings. Missing 153 Intent to Return forms from current students. 260 student not returning. 90.2% of students are returning. Based on data 500-600 spots open for next year. If funded for growth that cap is 15% and we could take 500 more.

AB1360

Non classroom and classroom based. Will beef up annual audit process. We do have an in depth audit process currently. Enrichment activities must be identified in charter to collect ADA. Bidding and contract takes away flexibility. All teachers must be employed by school. We have some MOUs which would make this difficult. Charter Schools may not expend public funds with vendor. So all vendors would need to be credentialed teachers. This would affect ALL charter schools.

Non classroom based- provide classroom based instruction. ADA only claimed for students who reside in our county. We would only be able to service SD students. Reduced funding up to 30%. Affect instructional funds, number of teachers to employ, etc. Would require supervising teachers to have in person once every third day. We meet once every 20 days. Severe requirements. Increases paperwork as well that affects teachers and parents. Requires in person testing. Limits non- classroom based upon the size of authorizers. Currently Dehesa has 125 students.

Won't go into effect till 22-23 school year, if approved. Nothing will change for the 21-22 school year. We have a chance to overturn. If in current form, our school would no longer be able to operate.

Continue to voice opinion to officials. Lots don't know. Blockage of public comments on these bills. Telling elective officials and have them speak is a great way to fight. Update other people about the impact of this bill.

Calendar Change

Moved spring break up one week. New dates 4/11-4/15.

Testing Updates

Currently completing state and local testing. Tech, SPED and 504 teams working closely with teachers to get students tested. Teachers documenting attempts to test as issues arise. Completion report has gone out to teachers. Participation rates about 50% so far.

Welcome Linda Goodrich- sped FT paraeducator to replace someone who left.

II. Consent Agenda

A. Approve Minutes

Motion to approve the minutes from Regular Scheduled Meeting on 03-25-21.
The board **VOTED** unanimously to approve the motion.

B. Approve Minutes

Motion to approve the minutes from Special Board Meeting on 04-14-21.
The board **VOTED** unanimously to approve the motion.

C. Compensation Policy Chart

D. LCAP Federal Addendum

E. Approve Consent Agenda

JD Luckesen made a motion to Approve Consent Agenda Items.
Jessica Ackermann seconded the motion.
The board **VOTED** unanimously to approve the motion.

III. Finance

A. March Financials

This agenda item has been changed to "informational" moving forward and will no longer require a vote.

IV. Operations

A. Sublease and Shared Use Agreement for Poway Facilities

Johnny Tran made a motion to approve sublease and shared use agreement for Poway facilities.

Jessica Ackermann seconded the motion.

This is an extension of current sublease agreement as suite 101 is subleased. All three schools are in the same building and are growing. Lease/space became available in the building. The plan is to expand there with a 1 year lease knowing we are up for renewal. Asking to expand the lease agreement to add space across from the hall from where we currently are.

The board **VOTED** unanimously to approve the motion.

B. Proposal for 2021-22 Health Benefits

Johnny Tran made a motion to approve the proposal for 2021-22 health benefits.

JD Luckesen seconded the motion.

Benefits were through Provenance and received a group discount. Moving forward we will be getting our own health benefits. Went in with three schools for reduced rate. Offering the same health benefits package as previous year. Blue Shield and Kaiser. No change in health benefits for staff this year. It is less than what he had originally budgeted.

Originally 10-15% and we are coming in about 9.5%.

The board **VOTED** unanimously to approve the motion.

C. Amendment to add Payroll/Human Resources Information System

JD Luckesen made a motion to approve amendment to add payroll/human resources information to system.

Johnny Tran seconded the motion.

We currently contract with Charter Impact for payroll and HR. Charter Impact is going to offer all clients something called PayCore which is a change to the Charter Impact contract. PayCore will be an all inclusive HR system and is necessary for our school.

The board **VOTED** unanimously to approve the motion.

V. Academic Excellence

A. Professional Development Policy

Johnny Tran made a motion to approve the professional development policy.

JD Luckesen seconded the motion.

We understand that professional development is important to all staff. Staff will stay up to date on current and best practices. With approval they can attend professional development classes, conferences, etc.

The board **VOTED** unanimously to approve the motion.

VI. Other Business

A. Board Member Nomination Task Force

Johnny Tran made a motion to appoint board members for nomination task force.

JD Luckesen seconded the motion.

There are anticipated board vacancies in the near future. Board recruitment flyers will be ready next week and added to the school website to attract quality applicants. People are needed to do some extra work. Cover sheet outlines the desired responsibilities of the task force. Jenn Faber will be involved by collecting resumes, surveys, etc. and provide guidance where needed. Krystin or Shari will also attend interviews and will be present to give feedback. Need to appoint a task force.

Recommendation for nomination. Jessica Ackermann and JD Luckesen for the task force. Nominate Jessica Ackermann to be chair and she accepts. JD Luckesen accepts nomination.

The board **VOTED** unanimously to approve the motion.

VII. Closing Items

A. Announcement of Next Regular Scheduled Meeting May 27, 2021 at 6:00pm

B. Adjourn Meeting

There being no further business to be transacted, and upon motion duly made, seconded and approved, the meeting was adjourned at 7:07 PM.

Respectfully Submitted,
Kelly Durso

Prepared By:
Jennifer Faber

Noted By:

Board Secretary

Public comment rules: Members of the public may address the Board on agenda or non-agenda items through the teleconference platform, zoom. Zoom does not require the members of the public to have an account or login. Please either utilize the chat option to communicate with the administrative team your desire to address the board or simply communicate orally your desire to address the board when the board asks for public comments. Speakers may be called in the order that requests are received. We ask that comments are limited to 2 minutes each, with no more than 15 minutes per single topic so that as many people as possible may be heard. If a member of the public utilizes a translator to address the board, those individuals are allotted 4 minutes each. If the board utilizes simultaneous translation equipment in a manner that allows the board to hear the translated public testimony simultaneously, those individuals are allotted 2 minutes each. By law, the Board is allowed to take action only on items on the agenda. The Board may, at its discretion, refer a matter to school staff or calendar the issue for future discussion.

Note: Pacific Coast Academy Governing Board encourages those with disabilities to participate fully in the public meeting process. If you need a disability-related modification or accommodation, including auxiliary aids or services, to participate in the public meeting, please contact the Pacific Coast Academy Office at [\(619\) 749-1928](tel:6197491928) at least 48 hours before the scheduled board meeting so that we may make every reasonable effort to accommodate you.

(Government Code § 54954.2; Americans with Disabilities Act of 1990, § 202 (42 U.S.C. § 12132)).

Coversheet

2021-22 Employee Handbook

Section: II. Consent Agenda
Item: C. 2021-22 Employee Handbook
Purpose:
Submitted by:

BACKGROUND:

Staff recommends the Board approve the changes to the current Employee Handbook. The changes would be for the 2021-22 school year. Changes have been made to improve upon current practices and/or to stay compliant. The proposed changes have been vetted by our counsel, Jennifer McQuarrie, who agrees with the recommendation.

Coversheet

Compensation Policy

Section: II. Consent Agenda
Item: D. Compensation Policy
Purpose:
Submitted by:
Related Material: PCA-Compensation Policy-2021-2022_v1.pdf

BACKGROUND:

Staff recommends the Board approve the proposed changes to the current Compensation Policy. The changes would be for the 2021-22 school year. Changes have been made to reflect updated contract guidelines, compensation and pay scales . The proposed changes have been vetted by our counsel, Jennifer McQuarrie, who agrees with the recommendation.



~~2020-2021~~ Compensation Policy

Dedication to Non-discrimination

It is the policy of Pacific Coast Academy not to discriminate on the basis of race, religious creed (which includes religious dress and grooming practices), color, national origin (which includes, but is not limited to, national origin groups and aspects of national origin, such as height, weight, accent, or language proficiency), ancestry, physical disability, mental disability, medical condition, genetic information, marital status, sex (which includes pregnancy, childbirth, breastfeeding, and related medical conditions), gender, gender identity, gender expression, age, sexual orientation, military or veteran status (including state and federal active and reserve members as well as those ordered to duty or training), immigration/citizenship status or related protected activities (which includes undocumented individuals and human trafficking), protected medical leaves, domestic violence victim status, political affiliation, or any other consideration made unlawful by federal, state, or local laws, ordinances, or regulations.

Important Information

- This summary does not alter the at-will nature of the employment relationship and nothing in this summary shall limit the School's right to terminate employment at-will or limit the School's right to transfer, demote, suspend, administer discipline, and change the terms and conditions of employment at its sole discretion. This includes, without limitation, the School's right to modify the compensation of any employee at any time, with or without notice and with or without cause.
- The School Board adopts this compensation schedule for ~~Pacific Coast Academy 2020-2021-only~~. Pay increases are not granted automatically each year; therefore, neither past nor future compensation can be calculated, assumed, or predicted on the basis of this schedule or any information contained herein. Compensation of any employee may also be adjusted at any time based on operational needs of the School.
- The Executive Director shall recommend compensation for all School staff, consistent with the budget approved by the School Board. -An employee's regular compensation is paid on a semi-monthly basis in accordance with the School's payroll practices and policies.
- The School reserves the right to change, suspend, revoke, terminate, or supersede provisions of this compensation schedule at any time. To the extent any of provisions herein differ from the terms of an employee's employment agreement, the terms of the agreement shall prevail.

Compensation Philosophy

A compensation philosophy is a statement that defines what an organization offers and chooses to reward via its compensation system. The School's compensation philosophy places emphasis on equity, transparency, excellence, and commitment. These five key values are the foundation for all School compensation structures and practices.

We offer...

- comprehensive compensation packages for all staff, including base salary and benefits. Certain employees may be eligible for bonuses and stipends, as set forth herein
- a dynamic culture and vibrant community of colleagues united by shared dedication to students, a commitment to innovation, and a strong growth mindset
- unique career pathways, growth and development opportunities, and leadership roles that encourage staff to challenge themselves
- equitable compensation, regardless of gender, race/ethnicity, national origin, sexual orientation, age, religion, disability or any other consideration made unlawful by federal, state, or local laws, ordinances, or regulations
- a transparent and clearly communicated compensation system, so that staff understand what factors may determine individual compensation and how and when potential changes to compensation will be ~~affected~~ ~~effected~~

We recognize and reward...

- exceptional performance and contributions that enable excellent student outcomes
- commitment of staff who contribute to the long-term success of our students and our organization

For teachers...

Given the role they play in providing educational services, teachers are particularly critical to the success of our mission. As such, we offer teacher compensation to attract and retain talented educators, and we specially recognize and reward:

- exceptional teacher performance that leads to growth and excellence for students
- commitment of teachers who develop deep, high-quality educational experience (within or outside of the School) and assume critical leadership responsibilities

CERTIFICATED COMPENSATION

Certificated Definition:

For the purpose of this policy, certificated is defined as any position that requires a certificate and/or credential as defined by the California Teaching Commission (CTC).

Teacher Definition:

For purposes of this schedule, a Teacher is defined as a person who has a valid credential or certificate that allows them to teach a specific subject matter or special education

Salary Placement Guidelines:

Upon hire, each employee's salary placement will be calculated based on the YEAR an employee fits, and in accordance to the professional and teaching experience gathered in previous years in the institutions outlined in this manual and on other factors such as prior performance (which includes a rehired employee).

The starting salary of a new employee may exceed the salary of a current employee in the same position based on the new employee's years of experience.

Creditable Years of Experience:

- The School has the option to grant one (1) YEAR for each one (1) year of approved creditable teaching or professional experience up to 5 (five) years **with placement on year 5 (five)**.
- An additional year may be granted for teachers who have school-desired experience in what the school determines to be "hard-to-staff" positions.
- One year of creditable professional or teaching experience will be granted for full-time employment, which is employment for 100% of an institution's normal work schedule during the school year
- A partial year of creditable professional or teaching experience can be granted for up to a year of part-time employment, which is less than 100% of an institution's normal work schedule during the school year.
- Creditable professional or teaching experience may be earned in:
 - California and US public, charter, and private elementary and secondary schools
 - Accredited foreign public, charter, and private elementary and secondary schools
 - California, US, and foreign accredited universities and colleges
 - Non-public special education contract schools for special education teachers
 - Other regionally accredited educational institutions
- Creditable teaching experience is experience as a teacher in one of the institutions outlined above.
- A maximum of 2 years of substitute teaching experience in California and US public, charter, and private elementary or secondary schools may be accepted.
- Two years of teacher assistant experience in the above institutions will be equal to 1 YEAR in the salary schedule up to a maximum of 2 YEARS.
- Other relevant professional experience may be considered by the Executive Director or designee.

The Executive Director or his or her designee may adjust a rehired teacher's placement on the pay scale as appropriate based on the employee's accumulated experience following the teacher's separation from the School, which may result in a higher or lower placement on the scale than the teacher would have otherwise been placed had the teacher been continuously employed.

Credential/Certification:

- Teachers holding a valid and active credential (i.e., preliminary, clear, lifetime) California teaching certificate at the time of hiring/rehiring will generally be compensated in accordance with the applicable teacher salary table (B Basis, C Basis or Special Education) for certificated teachers.
- The School may hire teachers with a bachelor's degree who do not hold a clear teaching credential. Staff holding an alternative certification (intern, emergency, or preliminary credential) are rated on the same salary teacher table as certificated teachers.
- A teacher is eligible to advance to the proper Pay Scale level once they meet the requirement for that specific Pay Scale Level and Group based on their creditable years of service and post bachelor's degree units, if applicable. Course work is creditable for row placement and advancement if it is a

course taken for credit at an accredited institution, reasonably related to the employee's assignment or future assignment, and posted as semester, quarter, or trimester units on an official transcript in the institution's graduate course number series.

- For any given school year, teachers must submit any successfully completed post-BA units no later than October 31 in order for the units to be applied to the teacher's salary in that school year. Any proof of successfully completed post-BA units submitted to the School after October 31 will not result in an adjustment to compensation until the following school year.
- Any increase in pay resulting from an advancement on the Pay Scale based on the successful completion of post-BA units will not take effect until after the School's receipt of sufficient documentation supporting the advancement. Pay increases for post-BA units will not be paid retroactively. For illustration purposes, if a teacher is awarded a degree on January 15 and provides proof of the degree on May 1, any advancement on the Pay Scale and increase in pay will be effective beginning the next school year. The teacher will not be paid at the higher rate of compensation retroactively (i.e., for the periods between January 15 and July 1).
- If a teacher is awarded a degree on August 15 and provides proof of the degree on October 15, any advancement on the Pay Scale and increase in pay will be effective beginning the first pay period following October 15. The teacher will not be paid at the higher rate of compensation during the periods between August 15 and October 15.

Advanced Degree/Certificate Stipends:

- Teachers who hold a Doctoral degree are entitled to additional compensation of \$3,000 stipend in addition to their current annual salary on the Salary Table.
- The stipend is not included in your annual salary and may be processed separately from regular earnings.
- National Board Certificate (NBC) holders are entitled to a \$3,000 stipend in addition to current annual salary on the Salary.
- Proof of National Board Certificate (NBC) and Doctoral Degrees must be submitted by October 31 in order for stipend to be paid for that year. Any submission after October 31 will result in stipend for the following year.
- The stipends will be paid as set forth in the Stipend Chart below.

Signing Bonus:

If the School decides to issue signing bonuses, the following requirements shall apply.

- Signing bonuses may be offered to teachers certified in an area of critical concern as defined by the School, to promote diversity, or to address specific concerns at the school.
- The Executive Director shall designate the individuals authorized to receive the signing bonus.
- The signing bonus must be approved by the Board.
- To qualify for a signing bonus, the teacher must:
 - be certified in the field they are hired to teach.
 - teach in that field of the bonus.

Supplemental Duty Stipends:

- Stipends are assigned and approved by the Executive Director or his/her designee at the beginning of the school year or semester or as otherwise noted in the chart below.
- ~~Teachers~~ Staff who perform the supplemental duties outlined in the table below are eligible to receive the corresponding stipends as indicated and only if assigned/awarded to ~~the staff member teacher~~ by

the Executive Director or his/her designee. The number of stipends awarded under each category and/or the periods of service during the school year are at the sole discretion of the Executive Director or his/her designee.

- Supplemental duty stipends are authorized for the specific year assigned and are not renewed for the future years unless specifically authorized for those years. This means additional duties such as ~~Student Support Coordinator New Teacher Trainer~~, SPED Lead Teacher, etc. are assigned on a year-by-year basis and are not guaranteed responsibilities that carry over from year to year.
- Supplemental pay will cease when there is no need for the duty, the employee becomes ineligible or as otherwise determined in the sole discretion of the School.
- The School, in its sole discretion, may choose not to offer certain stipends.
- Stipend amounts and requirements will be reviewed periodically and may be modified from time to time at the sole discretion of the School.
- Supplemental duty stipends are prorated and will be paid as set forth in the below Stipend Chart once the Supplemental duty has started.
- Student stipends are paid ~~bi-monthly per semester~~ based on the teacher roster ~~from in the months of August 2 through June 6 –September and February.~~
- The Executive Director has been delegated authority to change the stipend amounts and add or change stipends based on the need of the school throughout the year in line with the board adopted budget.

Medical Opt-Out Stipend:

- Employees may elect not to enroll in any of the medical plans offered by the Charter School. The employee must certify that they have medical coverage for themselves and eligible dependents elsewhere that is comparable to one of the plans offered by the Charter School. They will receive an employer contribution of \$250 per month.

2021-2022 Stipend Chart

DESCRIPTION	AMOUNT	ELIGIBILITY	ELIGIBILITY START	PERIOD PAID
Lead Community Coordinator	\$12,000.00	Assigned Position: Paid to a certificated teacher who facilitates regular events for the Community Connections program	Eligibility starts at the beginning of the school year.	Paid bimonthly over 12 months; July-June. Will be prorated based on period of service during the school year.
Elevate Lead Teacher	\$3,000.00	Assigned Position: Paid to a certificated teacher who facilitates online instruction and regular events for the Elevate Program	Eligibility starts at the beginning of the school year.	Paid bimonthly over 10 months; August-May. Will be prorated based on period of service during the school year.
Elevate Lead Teacher Summer Stipend	\$300.00	Assigned Position: Paid to certificated teachers (12) who will develop and plan the Elevate program for the start of the school year.	Eligibility starts at the beginning of June.	Paid bimonthly for the month of June.
Student Support Coordinator	\$15,000.00	Assigned Position: Paid to certificated teachers who facilitate SST meetings	Eligibility starts at the beginning of the school year and once the supervising begins.	Paid bimonthly over 12 months; July-June-10 months; August-May. Will be prorated based on period of service during the school year.
504 Coordinator	\$15,000.00	Assigned Position: Paid to certificated teachers who facilitate 504 meetings	Eligibility starts at the beginning of the school year and once the supervising begins.	Paid bimonthly over 12 months; July-June 10 months; August-May. Will be prorated based on period of service during the school year.
Intervention Support Coordinator	\$15,000.00	Assigned Position: Paid to certificated teachers who facilitate direct instruction classes for students who are identified for tier 1, 2, and 3 intervention.	Eligibility starts at the beginning of the school year and once the supervising begins.	Paid bimonthly over 12 months; July-June-10 months; August-May. Will be prorated based on period of service during the school year.
ELD Teacher	\$15,000.00	Assigned Position: Paid to credentialed teacher who applied and received the position to facilitate designated ELD instruction for EL students.	Eligibility starts at the beginning of the school year and once the supervising begins.	Paid bimonthly over 12 months; July-June-10 months; August-May. Will be prorated based on period of service during the school year.
New Teacher Trainer/Coordinator	\$10,000.00	Assigned Position: Paid to a designated HST who applied and received the position to train new	Eligibility starts at the beginning of the school year and once the coaching begins.	Paid bimonthly over 12 months; July-June. Will be prorated based on period of

		teachers			service during the school year-
Testing Team Lead	\$3,000.00	Assigned Position: Paid to a credentialed teacher who applied and received the position to be the lead for their RC team.	Eligibility starts at the beginning of the school year.		Paid bimonthly over 12 months; July - June-10 months; August-May. Will be prorated based on period of service during the school year.
Professional Development (PD) Coordinator Summer Stipend	\$2,000.00	Assigned Position: Paid to a designated HST who applied and received the position to plan and develop PD for the start of the 2021-22 school year.	Eligibility starts at the beginning of June.		Paid bimonthly over 2 months; June - July. Will be prorated based on period of service during the school year.
SPED Lead Teacher	\$1,000.00	Assigned Position: Must be in a leadership role and an authority in compliance, training and support in the field of special education.	Eligibility starts at the beginning of the school year.		Paid bimonthly over 10 months of the student calendar. Will be prorated based on period of service during the school year.
Extended School Year (ESY)	\$3,500.00	Paid to special education teachers who provide services during ESY	Eligibility is earned after service has been completed from start date to end date.		Paid in 2 installments during each of the 2 pay periods of ESY.
Extra Student Stipend	\$100/month/student over required roster limit	If the Senior Director assigns additional students to the employee's full time load, the employee will receive \$100/month per student	Becomes eligible once their rosters surpass required roster limits.		Paid bimonthly over the course of the student days of attendance. Will be prorated based on period of service during the school year.
National Board Certification (NBC)	\$3,000.00	Provided to teachers who have been awarded the National Board Certification	For current employees who obtain the certification before October 31 of the current school year.		Paid in 2 installments in December and in March. The total stipend amount will only be paid to current employees.
Doctoral Degree Stipend	\$3,000.00	Provided to teachers who hold a doctorate degree	For current employees who obtain the certification before October 31 of the current school year.		Paid in 2 installments in December and in March. The total stipend amount will only be paid to current employees.
Medical Benefit Opt Out	\$3,000.00	Provided to teachers who opt out of Medical benefit coverage	Eligibility starts at the beginning of the school year.		\$125 paid bimonthly over 12 months; July - June. Will be prorated based on period of service during the school year.
CHYA Stipend	\$2,500.00	Assigned Position: Paid to a certificated teacher to provide office hours and	Eligibility is earned after service has been completed from start date to end date.		Paid as a lump sum after completion of the work.

		instruction/support with CHYA curriculum		
Phone/ Internet/ Utilities Stipend	\$796.80	Provided to all employees for work expense, including phone, internet, and utilities costs	For all current employees. Eligibility starts at the beginning of the school year paid bimonthly August-July -May.	\$39.84 paid bimonthly over August - May. Will be prorated based on period of service during the school year.
MOU Coordinator	\$8,400.00	Assigned Position: Paid to designated director to provide support for all employees that are on the shared staff MOU	Eligibility starts at the beginning of the school year paid July-June.	Paid bimonthly over 12 months; July - June. Will be prorated based on period of service during the school year.
Robotics Teacher (Primary Grades)	\$5,000.00	Assigned Position: Paid to a designated HST who applied and received the position to provide Robotics instruction for the Robotics team, grades K-2.	Eligibility starts at the beginning of the school year and once the teaching begins.	Paid bimonthly over 10 months August - May. Will be prorated based on period of service during the school year.
Robotics Teacher (Upper Elementary)	\$10,000.00 \$15,000.00	Assigned Position: Paid to a designated HST who applied and received the position to provide Robotics instruction for the Robotics team.	Eligibility starts at the beginning of the school year and once the teaching begins.	Paid bimonthly over 10 months September-June-August - May . Will be prorated based on period of service during the school year.
Highly Qualified Teacher Extra Course Stipend	\$4,000.00	Provided to single subject credentialed teachers who teach additional coursework beyond a full load in ChoicePlus Academy or Edgenuity programs	Eligibility starts at the beginning of the school year and once the teaching begins.	Paid bimonthly over 10 months of the student calendar. Will be prorated based on period of service during the school year.
Highly Qualified Teacher Summer School Stipend	\$30.00/hour	Provided to single subject credentialed teachers who teach additional coursework for high school summer school courses.	Eligibility starts at the beginning of June.	Paid bimonthly over 2 months; June - July. Will be prorated based on period of service during the school year.
Induction Coach Stipend	\$500/teacher/s semester	Paid to credentialed teachers who work with teachers who are working toward clearing their credential.	Eligibility starts at the beginning of the school year or whenever job duties begin whichever is later.	Paid bimonthly over 10 months September-June-August - May . Will be prorated based on period of service during the school year.
Vendor Support Stipend	\$10,000.00	Assigned Position: Paid to a designated HST who applied and received the position to provide oversight of vendors.	Eligibility starts at the beginning of the school year and once the coaching begins.	Paid bimonthly over 12 months; July-June. Will be prorated based on period of service during the school year.

Regional Coordinator - Middle School/High School	\$5,000.00	Assigned Position: Paid to a credentialed teacher who applied and received the position to be a lead for the team.	Eligibility starts at the beginning of the school year.	Paid bimonthly over 12 months; July - June. Will be prorated based on period of service during the school year.
HST - Middle School/High School	\$5,000.00	Assigned Position: Paid to a credentialed teacher who applied and received the position to be on the team.	Eligibility starts at the beginning of the school year.	Paid bimonthly over 12 months; July - June. Will be prorated based on period of service during the school year.
Special Programs Lead	\$3,000.00	Assigned Position: Paid to a credentialed teacher who applied and received the position to be the lead for their RC team.	Eligibility starts at the beginning of the school year.	Paid bimonthly over 10 months; August - May. Will be prorated based on period of service during the school year.
Spark Teacher	\$4,000.00 to \$6,000.00 range depends on enrollment in program	Assigned Position: Paid to a designated HST who applied and received the position to facilitate online instruction and regular events for the Spark Program.	Eligibility starts at the beginning of the school year and once the teaching begins.	Paid bimonthly over 10 months August- May. Will be prorated based on period of service during the school year.
New Teacher Trainer	\$1,600.00	Assigned Position: Paid to a Regional Coordinator who applied and received the position to train new teachers.	Eligibility starts at the beginning of the school year.	Paid bimonthly for the month of July.
Academic Decathlon Coach/Advisor	\$2500.00	Assigned Position: Paid to a certificated teacher to teach Academic Decathlon courses and prepare students for competition.	Eligibility starts at the beginning of the school year and once the support begins.	Paid biweekly over 10 months of the student calendar. Will be prorated based on period of service during the school year.
Academic Pentathlon Coach/Advisor	\$2500.00	Assigned Position: Paid to a certificated teacher to teach Academic Pentathlon courses and prepare students for competition.	Eligibility starts at the beginning of the school year and once the support begins.	Paid biweekly over 10 months of the student calendar. Will be prorated based on period of service during the school year.

Voluntary Transfer to Lower Role Placement or Teaching position

- Employees approved to voluntarily transfer to a position in a lower placement on the salary scale will be placed in the new salary placement or teacher salary schedule, and the salary will be calculated as it is in the new placement or schedule.

**Pacific Coast Academy
July 1 2020 - HST Teacher Table**

PAY SCALE GROUP		PAY SCALE LEVEL									
Points*	1	2	3	4	5	6	7	8	9	10	
A (Minimum)	\$58,240**	\$58,240**	\$58,240	\$58,240	\$58,240	\$58,240	\$58,240	\$58,240	\$58,240	\$58,240	
B (+ 14 points)	\$58,240**	\$58,240**	\$58,240	\$58,240	\$58,240	\$58,240	\$58,240	\$58,240	\$58,240	\$60,500	
C (+ 28 points)	\$58,240	\$58,240	\$58,240	\$58,240	\$58,240	\$58,240	\$58,240	\$58,240	\$59,860	\$63,000	
D (+ 42 points)	\$58,240	\$58,240	\$58,240	\$58,240	\$58,240	\$58,240	\$58,240	\$59,100	\$62,400	\$65,500	
E (+ 56 points)	\$58,240	\$58,240	\$58,240	\$58,240	\$58,240	\$58,240	\$58,300	\$62,400	\$64,600	\$68,000	
F (+ 70 points)	\$58,240	\$58,240	\$58,240	\$58,240	\$58,240	\$58,240	\$60,450	\$63,650	\$66,975	\$70,500	
G (+ 84 points)	\$58,240	\$58,240	\$58,240	\$58,240	\$58,240	\$59,475	\$62,600	\$65,875	\$69,350	\$73,000	
H (+ 98 points)	\$58,240	\$58,240	\$58,240	\$58,240	\$58,400	\$62,400	\$64,750	\$68,150	\$71,750	\$75,500	

Additional Pay Scale Levels

	Additional Pay Scale Levels			
	11	12	13	14
(continued)				
H (+ 98 points)	\$78,000	\$80,500	\$83,000	\$85,500
	H15	H20	H25	H30
	\$88,000	\$90,500	\$93,000	\$95,000

NBC or Doctorate Differential is \$3000 paid in two installments in December and March.

*Annualized salary includes 196 work days. The 196 work days is a minimum number of work days, and team members may need to work additional days beyond the work calendar.

** Staff holding an alternative certification (intern or emergency) are restricted to A1, A2, B1, and/or B2.

***Annual salary advancements for longevity are not guaranteed and are subject to the school's operational needs and/or budget approved by the school Board.

Pacific Coast Academy
July 1, 2020 HQT Salary Table

PAY SCALE GROUP		PAY SCALE LEVEL									
Points*	1	2	3	4	5	6	7	8	9	10	
A (Minimum)	\$58,240*	\$58,240**	\$58,250	\$58,250	\$58,250	\$58,250	\$58,250	\$58,250	\$58,250	\$58,250	
B (+ 14 points)	\$58,240**	\$58,240**	\$58,250	\$58,250	\$58,250	\$58,250	\$58,250	\$58,250	\$58,250	\$63,750	
C (+ 28 points)	\$58,250	\$58,250	\$58,250	\$58,250	\$58,250	\$58,250	\$58,250	\$58,250	\$63,110	\$66,250	
D (+ 42 points)	\$58,250	\$58,250	\$58,250	\$58,250	\$58,250	\$58,250	\$58,250	\$62,350	\$65,500	\$68,750	
E (+ 56 points)	\$58,250	\$58,250	\$58,250	\$58,250	\$58,250	\$58,250	\$61,550	\$65,625	\$67,850	\$71,250	
F (+ 70 points)	\$58,250	\$58,250	\$58,250	\$58,250	\$58,250	\$60,650	\$63,700	\$66,900	\$70,225	\$73,750	
G (+ 84 points)	\$58,250	\$58,250	\$58,250	\$58,250	\$59,750	\$62,725	\$65,850	\$69,125	\$72,600	\$76,250	
H (+ 98 points)	\$58,250	\$58,250	\$58,250	\$58,750	\$61,650	\$64,750	\$68,000	\$71,400	\$75,000	\$78,750	
Additional Pay Scale Levels											
	11		12		13		14				
(continued)	\$81,250	\$83,750	\$86,250	\$88,750							
(+ 98 points)											
							H15	H20	H25	H30	
							\$91,250	\$93,750	\$96,250	\$98,250	

NBC or Doctorate Differential is \$3000 paid in two installments in December and March.

*Annualized salary includes 191 work days. The 191 work days is a minimum number of work days, and team members may need to work additional days beyond the work calendar.

** Staff holding an alternative certification (intern or emergency) are restricted to A1, A2, B1, and/or B2.

*** Annual salary advancements for longevity are not guaranteed and are subject to the school's operational needs and/or budget approved by the school Board.

**** During the rate-in-process for new hires Executive Directors may approve additional units earned beyond post-baccalaureate credits equivalent to 4-semester units for each year starting with year 15. A candidate can earn a maximum of 60 credits for experience based on Executive Director approval.

Pacific Coast Academy
July 1, 2020 - SPED Teacher Salary Table

PAY SCALE GROUP		PAY SCALE LEVEL									
Points*	1	2	3	4	5	6	7	8	9	10	
A (Minimum)	\$58,240	\$58,240	\$59,950	\$59,950	\$59,950	\$59,950	\$59,950	\$59,950	\$59,950	\$59,950	
B (+ 14 points)	\$58,240	\$58,860	\$59,950	\$59,950	\$59,950	\$59,950	\$59,950	\$59,950	\$59,950	\$65,945	
C (+ 28 points)	\$59,950	\$59,950	\$59,950	\$59,950	\$59,950	\$59,950	\$59,950	\$59,950	\$65,247	\$68,670	
D (+ 42 points)	\$59,950	\$59,950	\$59,950	\$59,950	\$59,950	\$59,950	\$59,950	\$64,419	\$67,853	\$71,395	
E (+ 56 points)	\$59,950	\$59,950	\$59,950	\$59,950	\$59,950	\$59,950	\$63,547	\$67,989	\$70,414	\$74,120	
F (+ 70 points)	\$59,950	\$59,950	\$59,950	\$59,950	\$59,950	\$62,566	\$65,891	\$69,379	\$73,003	\$76,845	
G (+ 84 points)	\$59,950	\$59,950	\$59,950	\$59,950	\$61,585	\$64,828	\$68,234	\$71,804	\$75,592	\$79,570	
H (+ 98 points)	\$59,950	\$59,950	\$59,950	\$60,495	\$63,656	\$67,035	\$70,578	\$74,284	\$78,208	\$82,295	
Additional Pay Scale Levels											
(continued) H (+ 98 points)	11		12		13		14				
	\$85,020		\$87,745		\$90,470		\$93,195				
			</								

Pacific Coast Academy
July 1, 2020 Counselor Salary Table

PAY SCALE GROUP	PAY SCALE LEVEL									
	1	2	3	4	5	6	7	8	9	10
Points*										
A (Minimum)	\$58,240*	\$58,240**	\$58,250	\$58,250	\$58,250	\$58,250	\$58,250	\$58,250	\$58,250	\$58,250
B (+ 14 points)	\$58,240**	\$58,240**	\$58,250	\$58,250	\$58,250	\$58,250	\$58,250	\$58,250	\$58,250	\$63,750
C (+ 28 points)	\$58,250	\$58,250	\$58,250	\$58,250	\$58,250	\$58,250	\$58,250	\$58,250	\$63,110	\$66,250
D (+ 42 points)	\$58,250	\$58,250	\$58,250	\$58,250	\$58,250	\$58,250	\$58,250	\$62,350	\$65,500	\$68,750
E (+ 56 points)	\$58,250	\$58,250	\$58,250	\$58,250	\$58,250	\$58,250	\$61,550	\$65,625	\$67,850	\$71,250
F (+ 70 points)	\$58,250	\$58,250	\$58,250	\$58,250	\$58,250	\$60,650	\$63,700	\$66,900	\$70,225	\$73,750
G (+ 84 points)	\$58,250	\$58,250	\$58,250	\$58,250	\$59,750	\$62,725	\$65,850	\$69,125	\$72,600	\$76,250
H (+ 98 points)	\$58,250	\$58,250	\$58,250	\$58,750	\$61,650	\$64,750	\$68,000	\$71,400	\$75,000	\$78,750

Additional Pay Scale Levels

	Additional Pay Scale Levels			
	11	12	13	14
(continued)				
H (+ 98 points)	\$81,250	\$83,750	\$86,250	\$88,750

	H15	H20	H25	H30
	\$91,250	\$93,750	\$96,250	\$98,250

NBC or Doctorate Differential is \$3000 paid in two installments in December and March.

*Annualized salary includes 196 work days. The 196 work days is a minimum number of work days, and team members may need to work additional days beyond the work calendar.

** Staff holding an alternative certification (intern or emergency) are restricted to A1, A2, B1, and/or B2.

***Annual salary advancements for longevity are not guaranteed and are subject to the school's operational needs and/or budget approved by the school Board.

2021-2022 Tech Classified Pay Scale

IT Tech (ITT) or Order Fulfillment Specialist (OFS)	Hourly	\$20.00	\$20.60	\$21.22	\$21.85	\$22.51	\$23.12	\$23.75	\$24.37	\$25.00	\$25.63	\$26.26	\$26.88	\$27.51	\$28.14	\$28.77	\$29.39
	Annual	\$41,600.00	\$42,848.00	\$44,133.44	\$45,457.44	\$46,821.17											
IT Tech II or Order Fulfillment Specialist 2 or IT Administrative Assistant (ITAA)	Hourly	\$22.00	\$22.66	\$23.34	\$24.04	\$24.76	\$25.43	\$26.12	\$26.81	\$27.50	\$28.19	\$28.88	\$29.57	\$30.26	\$30.95	\$31.64	\$32.33
	Annual	\$45,760.00	\$47,132.80	\$48,546.78	\$50,003.19	\$51,503.28											
IT Support Specialist (ITSS)	Hourly	\$24.00	\$24.72	\$25.46	\$26.23	\$27.01	\$27.74	\$28.50	\$29.25	\$30.00	\$30.75	\$31.51	\$32.26	\$33.01	\$33.77	\$34.52	\$35.27
	Annual	\$49,920.00	\$51,417.60	\$52,960.13	\$54,548.93	\$56,185.40											
IT Support Specialist II or Tech Coordinator (TC)	Hourly	\$26.00	\$26.78	\$27.58	\$28.41	\$29.26	\$30.05	\$30.87	\$31.69	\$32.50	\$33.32	\$34.13	\$34.95	\$35.76	\$36.58	\$37.40	\$38.21
	Annual	\$54,080.00	\$55,702.40	\$57,373.47	\$59,094.68	\$60,867.52											
IT Support Specialist III or Tech Coordinator 2 or DevOps Engineer 1 (DO1)	Hourly	\$28.00	\$28.84	\$29.71	\$30.60	\$31.51	\$32.37	\$33.25	\$34.12	\$35.00	\$35.88	\$36.76	\$37.64	\$38.52	\$39.39	\$40.27	\$41.15
	Annual	\$58,240.00	\$59,987.20	\$61,786.82	\$63,640.42	\$65,549.63											
IT Administrator (ITA) or DevOps Engineer 2 (DO2)	Hourly	\$32.00	\$32.96	\$33.95	\$34.97	\$36.02	\$36.99	\$37.99	\$39.00	\$40.00	\$41.01	\$42.01	\$43.01	\$44.02	\$45.02	\$46.03	\$47.03
	Annual	\$66,560.00	\$68,556.80	\$70,613.50	\$72,731.91	\$74,913.87											
IT Manager (ITM)	Hourly	\$34.00	\$35.02	\$36.04	\$37.06	\$38.08	\$39.10	\$40.12	\$41.14	\$42.16	\$43.18	\$44.20	\$45.22	\$46.24	\$47.26	\$48.28	\$49.30

**Pacific Coast Academy
Certificated Support
July 1, 2020
Salary Schedule**

SCHOOL PSYCHOLOGIST AND PROGRAM SPECIALIST

STEP	1-2	3-4	5-6	7-8	9-10	11-13+
Salary	81,088	84,088	88,293	92,709	97,342	102,209

SPEECH/LANGUAGE PATHOLOGIST

STEP	1-2	3-4	5-6	7-8	9-10	11-13+
Salary	74,146	78,049	82,157	86,481	91,033	95,585

NURSE

STEP	1-2	3-4	5-6	7-8	9-10	11-13+
Salary	70,512	74,038	77,340	81,227	85,288	89,552

OCCUPATIONAL THERAPIST

STEP	1-2	3-4	5-6	7-8	9-10	11-13+
Salary	70,688	74,387	78,302	82,423	86,761	91,327

NBC or Doctorate Differential is \$3000

* Based on 201 work days. The 201 work days is a minimum number of work days, and team members may need to work additional days beyond the work calendar.

**Annual salary advancements for longevity are not guaranteed and are subject to the school's operational needs and/or budget approved by the school Board.

Regional Coordinator Salary Schedule

Year 1	Year 2	Year 3	Year 4	Year 5	Year 6
\$80,000	\$82,000	\$84,000	\$86,000	\$88,000	\$90,000

RCs must hold a minimum of 16 students.

NBC or Doctorate Differential is \$3000 paid in two installments in December and March.

Annualized salary includes 201 work days, and team members may need to work additional days beyond the work calendar.

Annual salary advancements are not guaranteed and are subject to the charter's operational needs and/or budget approved the Charter Board.

2021-2022 Administrator Salary Schedule					
	Administrator	Director Level 1	Director Level 2	Director Level 3	Senior Director
1	\$65,000	\$93,000	\$115,000	\$170,000	\$120,000
2	\$67,000	\$95,000	\$118,000	\$175,000	\$123,000
3	\$69,000	\$98,000	\$121,000	\$180,000	\$125,000
4	\$71,000	\$100,000	\$124,000	\$183,000	\$129,500
5	\$73,000	\$102,500	\$127,000	\$185,000	\$132,500
6	\$75,000	\$105,000	\$130,000	\$187,000	\$136,000
7	\$77,500	\$108,000	\$133,000	\$190,000	\$139,000
8	\$80,000	\$110,500	\$137,000	\$193,000	\$142,500
9	\$82,500	\$112,000	\$140,000	\$195,000	\$146,000
10	\$85,000	\$115,000	\$143,500	\$198,000	\$150,000
11	\$87,500	\$117,500	\$147,000	\$200,000	\$153,000
12	\$90,000	\$121,000	\$151,000		\$157,500
13	\$92,500	\$124,000	\$154,500		\$160,000
14	\$95,500	\$127,000	\$158,500		\$163,000
15	\$98,000	\$130,000	\$162,500		\$165,000

Additional Supplement Bonus (“Supplement”):

The Executive Director may recommend a Supplement for teachers as set forth in this section.

- The Executive Director, in his or her sole discretion, shall determine what duties shall be supplemented based upon the operational needs of the school.
- A supplement is not automatic, and can be provided at the discretion and approval of the Executive Director, based on additional work beyond the regular work responsibilities.
- A supplement will be paid to the employee in accordance with the schedule provided by the School at the time of supplement award.
- The supplemental award shall not exceed \$35,000 or 50% of annual salary.
- All supplements listed are paid for the performance of duties beyond the regular work day and normal job responsibilities and are not approved solely on the basis of position classification or previous supplement payment. Additional time spent fulfilling job duties does not constitute a basis for compensation beyond the teachers' regular salary.
- Teacher supplements will be set forth in a Supplement Performance Order. The Supplement Performance Order Request shall be completed and signed by the teacher and the Executive Director prior to performing the supplemental duties.
- Supplements will be paid in installments or one lump sum if less than \$1,001. However, this option will not be available where it would cause the employee to receive compensation prior to providing the service.
- Additional Supplements may include things such as Winter Break Coverage, Extra Student Pay and Enrollment Milestones.
- To qualify for an extended duty supplement, the following criteria must be met as requested and assigned by the Executive Director:
 - 1. The Executive Director must first agree with the teacher on the terms
 - 2. The supplemental work must be separate from the normal job responsibilities.
 - 3. The work must be completed or in the progress of being completed.

Part-time Teachers:

For all part-time teachers.

- Part-time/Full time Status: Compensation for part-time teachers will be \$30.00 per hour. Estimated hours for part-time teachers each week includes a maximum of 10 hours per week for approved non-instructional activities (recruiting, planning, grading, parent conferences, etc.) and one (1) additional hour per week per enrolled student. Part-time teachers are pre-approved for the hours according to the chart below. This allotted time should be sufficient to complete each part-time teacher's duties. All time worked will be compensated at the part-time teacher's hourly rate. Part-time teachers will work no more than the number of approved hours per week specified in the chart for the 5 floating days in July. If a part-time teacher anticipates exceeding the number of approved hours per week due to the attendance in the back to school training sessions, the teacher must obtain prior approval.

Part Time Teacher Hourly Table																			
Number of regularly enrolled students	1	2	3	4	5	6	7	8	9	10	11	12	13	14	15	16	17	18	19
Number of approved hours per week	11	12	13	14	15	16	17	18	19	20	21	22	23	24	25	26	27	28	29
<p>Please Note:</p> <p>No more than your max approved hours should be worked in one calendar week without prior approval</p> <p>No more than 8 hours can be worked in one day</p> <p>Any time over 5 hours in a day must include a scheduled lunch</p> <p>No hours may be worked on Holidays</p> <p>No hours are approved over school breaks (ex. Thanksgiving, Winter, Presidents Week, Spring Break)</p>																			

- Part-time teachers must accurately record and timely submit records of all time worked and observe all lunch and rest breaks as outlined in the School's employee handbook. Part-time employees may not work overtime (i.e., over 8 hours in a workday or 40 hours per workweek) without written authorization from their direct supervisor.

When a case load of 20 students is reached, employees may be rated in and placed on a salary table and given health care benefits contingent upon the teacher's expected maintenance of a case load at the norm of 28 students for full-time teachers. Carrying a caseload of less than 28 students over a course of three (3) consecutive months may result in a return to part time status.

CLASSIFIED COMPENSATION

Experience and Placement

- Each classified employee will be placed on the salary schedule based on their creditable years of experience, which will be categorized as equivalent or applicable experience.
- Equivalent experience is the directly related experience of an employee to the position held or hired. Applicable experience is the other administrative, teaching, or professional experience which is not directly related to the position held or hired.
 - Example: Office Manager experience at a private school is accepted as equivalent experience for a person in the Office Manager position, but teaching experience will be applicable experience.

- Example: SPED instructional aide at a school district, or a company may be equivalent experience for the SPED instructional aide position, but SPED center aide will be applicable experience.
- The evaluation of prior experience and placement on the Salary Scale will be recommended by the Human Resources Department and the Executive Director or designee makes the final decision, consistent with the School's approved budget.
- The following criteria will be considered in the evaluation of prior experience:
 - The number of days worked in a year must be at least 180 days as a full-time employee
 - The percentage of days worked
 - Position held
 - Type of the organization and accreditation
- Each equivalent year of creditable experience will be equal to 1 YEAR, and each year of creditable applicable experience will be equal to a 0.5 YEAR. If the total years of experience is a fraction of a whole, it will be rounded up.
 - Example: 3.5 YEARS will be rounded to 4.0 YEARS of experience.
- Rehired employee's years of experience in the same or higher salary placements will be treated as equivalent experience.
- The starting salary of a new employee may exceed the salary of a current employee in the same position based on the creditable years of experience as defined herein.
- Creditable experience may be earned from other schools, districts or any other employer.
- The Executive Director shall recommend the creation of new positions as needed and will evaluate and recommend placement of the new positions in the appropriate role, together with any necessary budget adjustments required, to be approved by the School Board

Classified Pay Scale - 191

	A	B	C	D	E	F	G	H	I	J	K	L
Office Tech 1	\$15.024	\$15.385	\$15.745	\$16.226	\$16.707	\$17.308	\$17.788	\$18.269	\$19.471	\$20.637	\$21.274	\$21.550
Office Tech 2	\$18.029	\$18.510	\$19.111	\$19.591	\$20.072	\$20.673	\$21.274	\$21.875	\$22.467	\$23.077	\$23.798	\$24.519

1. New classified team members will be placed on this salary schedule based on:
 - a. Experience in their field of expertise
 - b. Education level, Degrees or Certificates
 - c. Comparable Industry Standard Compensation
2. Annual salary advancements for longevity are not guaranteed and are subject to the school's operational needs and/or budget approved by the school Board.

Classified Pay Scale - 228

	A	B	C	D	E	F	G	H	I	J	K	L
Specialist Level 1	\$15.02 4	\$15.38 5	\$15.74 5	\$16.22 6	\$16.70 7	\$17.30 8	\$17.78 8	\$18.26 9	\$19.47 1	\$20.63 7	\$21.27 4	\$21.55 0
Specialist Level 2	\$18.02 9	\$18.51 0	\$19.11 1	\$19.59 1	\$20.07 2	\$20.67 3	\$21.27 4	\$21.87 5	\$22.46 7	\$23.07 7	\$23.79 8	\$24.51 9
Specialist Level 3	\$19.23 1	\$19.83 2	\$20.43 3	\$21.03 4	\$21.63 5	\$22.29 6	\$22.95 7	\$23.67 8	\$24.39 9	\$25.12 0	\$25.75 0	\$26.25 0
Specialist Level 4/ Admin Asst	\$24.03 8	\$24.76 0	\$25.48 1	\$26.32 2	\$27.04 3	\$27.88 5	\$28.72 6	\$29.56 7	\$30.40 9	\$31.25 0	\$31.85 0	\$32.50 0

1. New classified team members will be placed on this salary schedule based on:
 - a. Experience in their field of expertise
 - b. Education level, Degrees or Certificates
 - c. Comparable Industry Standard Compensation
2. Annual salary advancements for longevity are not guaranteed and are subject to the school's operational needs and/or budget approved by the school Board.

Role/Salary Placements

- All positions are classified according to the corresponding role and/or salary placements based on the required set of skills, education, effort, and responsibility of the job assignment as indicated in the specific job description. All positions may be reclassified as necessary by the Executive Director or designee. Some hard-to staff positions may be compensated out of the salary schedule as approved by the Executive Director.

Advancements on Pay Scale

- An advancement on the Pay Scale is the placement of an employee from a position in a lower salary placement to a position in a higher salary placement and will be determined on the same basis and factors articulated herein.

Lateral Transfer

- A lateral transfer is the movement of an employee from one position to another within the same salary placement. The employee may continue to progress in the same salary placement as experience in the position is accumulated. Prior experience will not be re-evaluated for purposes of placement or advancement in the new salary placement.

Partial Assignments

- In cases where a classified employee has been given multiple assignments (e.g. a SPED coordinator with partial ESL duties), the employee will be placed on the salary schedule (or salary placement) with the higher salary.

Reassignments

- Employees approved to voluntarily transfer to a position in a lower placement on the salary scale, if applicable, will be placed in the new salary placement, and the salary will be calculated as it is in the new placement or schedule
- When an employee is reassigned for any reason to a position in a lower salary placement, the employee's salary will be lowered during the next payroll cycle, or when determined by the Executive Director to avoid disruption so long as it is not earlier than the next payroll period.

Rehires

- A former employee who returns to a position similar to the role held prior to separation will be placed on the salary scale as follows:
 - The converted grade and step of individuals who separated employment will be identified for appropriate entry placement on the salary scale.
 - All applicable work experience earned outside of Pacific Coast Academies, subsequent to separation, may be identified and used for credit as equivalent experience in accordance with the creditable years of service as described herein.

Experience – Nonexempt Employees

- Each nonexempt employee will be placed on the salary schedule based on their years of relevant experience. Although non-exempt employees may be paid a monthly salary (paid on a semi-monthly basis), all non-exempt salaried employees will be paid for all hours worked and are eligible for overtime in accordance with applicable law. Employees should receive approval from their supervisor before working overtime.
- The evaluation of prior experience will be made by the Executive Director or his/her designee. The following criteria, among others, may be considered in evaluation of prior experience:
 - The number of days worked in a year must be at least 180 days as a full time employee
 - The percentage of days worked
 - Position held
 - Type of the organization and accreditation
- Experience including secretarial, clerical, teaching, professional, and substitute experience may be credited.
- Each year of experience may be 1 YEAR in the schedule.
- The starting salary of a new employee may exceed the salary of a current employee in the same position based on their years of experience.
- Experience may be earned in other districts or other companies.
- The Executive Director or his or her designee may adjust a rehired non-exempt employee's placement on the pay scale as appropriate based on the employee's accumulated relevant experience following the employee's separation from the School, which may result in a higher or lower placement on the scale than the employee would have otherwise been placed had the employee been continuously employed. Adjustments to an employee's salary may be made in any subsequent school year.

Additional Supplement Bonus ("Supplement"):

The Executive Director may recommend a Supplement for classified staff members as set forth in this section.

- A Executive Director, in his or her sole discretion, shall determine what duties shall be supplemented based upon the operational needs of the school.
- A supplement is not automatic, and can be provided at the discretion and approval of the Executive Director, based on additional work beyond the regular work responsibilities.
- A supplement will be paid to the employee in accordance with the schedule provided by the School at the time of supplement award.
- The supplemental award shall not exceed \$35,000 or 50% of annual salary.
- All supplements awarded are paid for the performance of duties beyond the regular work day and normal job responsibilities and are not approved solely on the basis of position classification or previous supplement payment. Additional time spent fulfilling job duties does not constitute a basis for compensation beyond the classified staff members' regular salary.

- Classified staff member's supplements will be set forth in a Supplement Performance Order. The Supplement Performance Order Request shall be completed and signed by the classified staff member and the Executive Director prior to performing the supplemental duties.
- Supplements will be paid in installments or one lump sum if less than \$1,001. However, this option will not be available where it would cause the employee to receive compensation prior to providing the service.
- Additional Supplements may include things such as Winter Break Coverage and Enrollment Milestones.
- To qualify for an extended duty supplement, the following criteria must be met as requested and assigned by the Executive Director:
 - 1. The Executive Director must first agree with the classified staff member on the terms
 - 3. The supplemental work must be separate from the normal job responsibilities.
 - 4. The work must be completed or in the progress of being completed.

PAYROLL ADVANCE POLICY

POLICY BRIEF AND PURPOSE

Our payroll advance policy describes our terms for advancing pay to our employees as an emergency short-term loan.

SCOPE

This policy applies to all employees, with the exception of the Executive Director and officers of Pacific Coast Academy. In addition, temporary employees with contracts that are less than one year will not be eligible for Payroll Advances.

POLICY ELEMENTS

"Payroll advance" refers to employees receiving a portion of their pay before their next normal payday. This does not include any money paid to the employee for work-related expenses.

The School is not obliged to pay employees in advance and may choose to do so if employees have qualifying reasons.

CONDITIONS FOR REQUESTING A PAYROLL ADVANCE

Employees can ask for a pay advance if they:

- *Have been employed with the school for three consecutive months.*
- *Have not taken any other company-sponsored loan.*
- *Do not have any current negative evaluations or disciplinary actions.*

These conditions apply to all eligible employees without discrimination against protected characteristics.

Employees should have a legitimate reason to ask for advance pay, usually an unexpected or unavoidable occurrence. Examples of such reasons, although not conclusive, are for:

- *Family or personal emergencies (e.g. being victims of a robbery or fire, having to pay funeral fees)*
- *Hospital bills not covered by medical insurance*
- *Car repairs not covered by insurance*
- *To save a family home*

Examples of non-qualifying reasons, include but are not limited to:

- Taking a planned vacation
- Entertainment expenses
- Gambling
- Fines

PAYROLL ADVANCE TERMS

Subject to approval, the maximum advance pay may be up to \$5,000. If employees find themselves in need of more frequent or larger pay advances than they are allowed, they should discuss the situation with their Executive Director. The Executive Director may decide to make exceptions on a case-by-case basis.

We will deduct the amount of the advance pay from an employee's future paychecks. This may mean:

- Depending on the amount, deducting the full amount from their next paycheck.
- Repaying the amount in small installments out of a number of future paychecks.

The repayment terms must be in writing and signed by employees and will comply with applicable laws.

We will not charge any administrative fees or interest.

If an employee resigns or is terminated before they repay their payroll advance, HR, subject to approval by the Executive Director, is responsible for reaching a new agreement with the employee. Any relevant legal requirements (whether federal, state or local) must be followed.

PAYROLL ADVANCE AGREEMENTS

Employees who want to request a payroll advance should request a Payroll Advance form from HR. They must:

- Indicate their reasons for filing the form.
- State the amount of money they want to receive in advance.

- Sign to accept this policy's terms.

This procedure must be followed:

1. Employees should submit the form to their Executive Director or their Supervisor, if the Executive Director is unavailable.
2. The Executive Director should first review the form. If they approve, they must sign the form and submit it to HR.
3. HR and the CFO or designee must also review the form and decide whether to grant the employee's request in consultation with the Executive Director. If they approve, HR must create an agreement form for the pay advance and repayment terms taking any applicable taxes into account. This agreement must be signed by HR, the CFO or designee and the employee and include relevant dates.
4. HR must forward the signed agreement to the accounting department. The accounting department will generally give employees their advance pay through check or bank transfer within a week, if possible, after receiving the form.

If the request is denied, the Executive Director must inform the employee.

The advance must be paid back within one year of the initial payment to the employee, subject to applicable law. If there is a problem with meeting the requirement then the employee must sign an agreement that moves them toward quickly meeting that requirement.

NOTICE TO BOARD

The Board must be informed by the Executive Director if an employee resigns prior to repaying their payroll advance.

Coversheet

April Financials

Section:	III. Finance
Item:	A. April Financials
Purpose:	FYI
Submitted by:	
Related Material:	21.04-PCA - Financial Presentation.pdf



Pacific Coast Academy

Monthly Financial Presentation – April 2021

PACIFIC COAST – Highlights

Highlights

- Forecast surplus - **\$3.5M** compared to budget, includes additional CAREs Act revenue.
- Revenue forecast exceeds budget, **\$3.5M**, includes PPP forgiveness revenue **\$3.1M**
- Expense forecast exceeds budget, **\$19K**
- Cash ended month **\$2.29M**
- Currently no Title (\$490K), ESSER II (\$1.5M), or AB86 (\$2.6M) revenue included in current projections

Compliance

- SB740 Requirements:

In Compliance ✓

Cert.	Instr.
47.5%	80.1%
3,406,590	29,358

*Must exceed
40% / 80%*

In Compliance ✓

Pupil:Teacher Ratio
19.61 :1

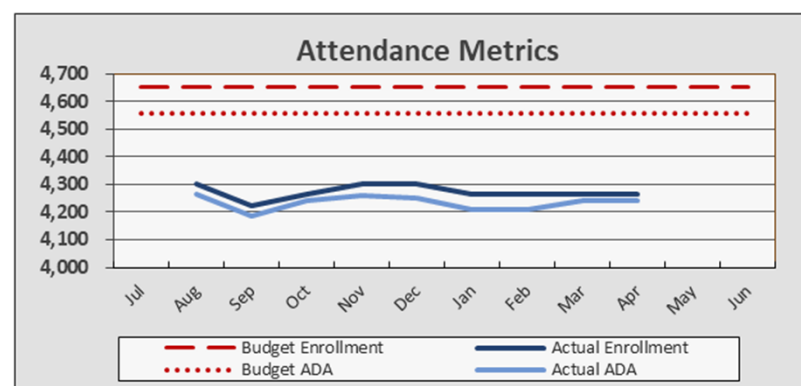
*Must be equal to or less than
25:1*

- *The above compliance projections include roll over of approx. \$2.6M in unspent student funds*

PACIFIC COAST– Attendance

Enrollment & Per Pupil Data			
	<u>Avg Actual</u>	<u>Forecast</u>	<u>Budget</u>
Enrollment	4272	4274	4650
ADA*	4234	4074	4075
Attendance Rate	99.1%	95.3%	95.3%
Unduplicated %	40.2%	40.2%	38.7%
Revenue per ADA		\$11,054	\$9,111
Expenses per ADA		\$9,892	\$8,847

*ADA will remain fixed throughout fiscal year per SB98



- Forecasted Annual Daily Attendance (ADA) – Last Year's P2 (*Was adjusted recently adjusted from 4074.70 to 4073.94*)
- No ADA will be reported for 2020-21

PACIFIC COAST – Revenue

- Year to date (+) variance due to timing of revenue received
- Learning Loss Mitigation Funds (LMFF)
 - Coronavirus Relief Fund - **\$258K** (100% of \$258K)
 - General Fund - **\$316K** (100% of \$316K)
- PPP Revenue \$3.1M

Revenue

Year-to-Date		
Actual	Budget	Fav/(Unf)
\$ 24,109,674	\$ 23,289,051	\$ 820,623
258,013	-	258,013
2,564,669	2,525,291	39,378
84,455	-	84,455
\$ 27,016,810	\$ 25,814,341	\$ 1,202,469

Annual/Full Year		
Forecast	Budget	Fav/(Unf)
\$ 37,187,961	\$ 37,057,685	\$ 130,277
3,835,518	541,144	3,294,375
3,926,329	3,919,326	7,003
84,455	-	84,455
\$45,034,264	\$41,518,155	\$ 3,516,109

PACIFIC COAST – Expenses

- Salary forecast based on staffing as of 4/30

Main variance – Reduction in overall student spend due to less students that originally budgeted

Expenses	Year-to-Date			Annual/Full Year		
	Actual	Budget	Fav/(Unf)	Forecast	Budget	Fav/(Unf)
Certificated Salaries	\$ 13,826,230	\$ 13,938,125	\$ 111,895	\$ 16,599,008	\$ 16,725,750	\$ 126,743
Classified Salaries	1,879,960	1,831,148	(48,813)	2,266,405	2,197,377	(69,028)
Benefits	4,526,970	4,343,151	(183,818)	5,486,151	5,200,884	(285,267)
Books and Supplies	5,308,155	3,355,581	(1,952,574)	6,479,481	4,102,481	(2,377,001)
Subagreement Services	4,432,409	6,436,816	2,004,407	5,622,963	7,863,376	2,240,413
Operations	342,773	369,583	26,810	415,723	443,500	27,777
Facilities	136,216	53,583	(82,633)	146,950	64,300	(82,650)
Professional Services	2,228,317	2,593,489	365,172	2,922,471	3,211,819	289,347
Depreciation	-	-	-	-	-	-
Interest	254,027	450,964	196,937	359,370	508,258	148,888
Total Expenses	\$ 32,935,057	\$ 33,372,441	\$ 437,384	\$ 40,298,523	\$ 40,317,745	\$ 19,222

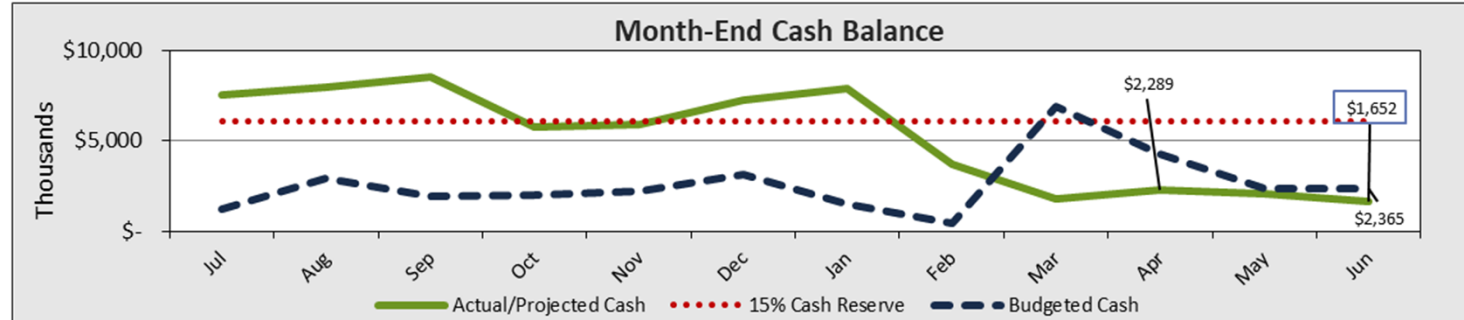
PACIFIC COAST – Fund Balance

- Year-end surplus forecasted at **10.52%** of total expenses.
- Projected end of year fund balance exceeds State requirements.
- Forecasted fund balance of is **78 days** of expenses.

	Year-to-Date			Annual/Full Year		
	Actual	Budget	Fav/(Unf)	Forecast	Budget	Fav/(Unf)
Total Surplus(Deficit)	\$ (5,918,247)	\$ (7,558,100)	\$ 1,639,853	\$ 4,735,741	\$ 1,200,410	\$ 3,535,331
Beginning Fund Balance	<u>3,881,641</u>	<u>3,881,641</u>		<u>3,881,641</u>	<u>3,881,641</u>	
Ending Fund Balance	<u>\$ (2,036,605)</u>	<u>\$ (3,676,459)</u>		<u>\$ 8,617,382</u>	<u>\$ 5,082,051</u>	
As a % of Annual Expenses	-5.1%	-9.1%		21.4%	12.6%	

PACIFIC COAST – Cash Balance

- 4/30 cash balance: **\$2.3M**
- End of year projected cash balance positive but slightly under budget
- Next projected factoring: **\$5M (May)**



PACIFIC COAST– Other Entities

- No change to the Inspire LA or Granite Mountain balances
- Granite Mountain payback is included in the cash forecast

Other Entities	Account Balance
Inspire LA	\$ 819,871
Inspire Charter Services (Provenance)	3,432,698
Granite Mountain Charter School	(1,001,056)
Total Due (to)/from Balance	<u>\$ 3,251,513</u>

Entities in Receivables	Account Balance
Triumph	49,329
Total Due Balances	<u>\$ 49,329</u>

PACIFIC COAST – 12 Month Cash

- Cash projected as positive for next 12 months.
- Cash deferrals are reflected in the projections.
- PPP forgiveness has been included **\$3.1M**.

	May-21	Jun-21	Jul-21	Aug-21	Sep-21	Oct-21	Nov-21	Dec-21	Jan-22	Feb-22	Mar-22	Apr-22	May-22
Total Revenue	855,911	3,197,443	-	2,062,842	2,258,837	3,928,162	3,688,062	4,202,883	4,138,988	3,688,062	5,231,286	5,592,929	5,142,002
Total Expenses	3,060,003	3,978,587	3,291,698	4,319,724	4,274,053	3,880,130	3,844,651	4,007,173	4,240,947	4,191,586	4,231,086	4,008,650	3,551,108
Monthly Surplus (Deficit)	(2,204,092)	(781,145)	(3,291,698)	(2,256,882)	(2,015,216)	48,032	(156,589)	195,710	(101,959)	(503,524)	1,000,200	1,584,279	1,590,895
Cash flows from operating activities													
Public Funding Receivables	-	22,618	4,155,511	1,994,765	1,994,765	1,994,765	1,424,832	390,054	2,009,406	-	-	-	-
Due To/From Related Parties	-	(1,001,056)	-	-	-	-	-	-	-	-	-	-	-
Accounts Payable	(534,579)	-	(324,875)	-	-	-	-	-	-	-	-	-	-
Cash flows from financing activities													
Proceeds from Factoring	2,492,200	4,492,200	-	2,541,913	-	-	2,541,913	3,551,400	3,551,400	3,551,400	-	-	3,078,007
Payments on Factoring	-	-	-	(1,806,000)	(1,798,500)	(2,249,800)	(3,996,213)	(4,492,200)		(2,541,913)	(3,551,400)	(3,551,400)	(3,551,400)
Proceeds/Payments on Debt	-	(3,123,116)	-	-	-	-	-	-	-	-	-	-	-
Total Change in Cash	(246,471)	(390,498)	538,938	473,796	(1,818,951)	(207,003)	(186,057)	(355,035)	5,458,847	505,963	(2,551,200)	(1,967,121)	1,117,502
Cash, Beginning of Month	2,288,682	2,042,210	1,651,713	2,190,650	2,664,446	845,496	638,493	452,436	97,401	5,556,248	6,062,211	3,511,011	1,543,890
Cash, End of Month	2,042,210	1,651,713	2,190,650	2,664,446	845,496	638,493	452,436	97,401	5,556,248	6,062,211	3,511,011	1,543,890	2,661,392

PACIFIC COAST– Compliance Reporting

Area	Due Date	Description	Completed By	Board Must Approve	Signature Required	Additional Information
FINANCE	May-17	Extended Due Date - Form 990 - The IRS Form 990 is the annual information return filed by most non-profit charter schools. The form should be reviewed and accepted by the Board prior to filing.	PCA/Auditor	Yes	No	http://www.publiccounsel.org/useful_materials?id=0025
FINANCE	May-28	Submit Charter Schools Annual Information Survey - The Charter Schools Annual Information Survey has 5 sections: location and school contact information, authorizing agency, site, curriculum and governance information, facilities, retirement and services information, and funding. The funding selection impacts how your school receives revenue payments. All charter schools must be either directly or locally funded. For example: LCFF apportionment funds for a locally funded charter school flow through its local chartering authority whereas funds for a direct funded charter school may flow directly to the county treasurer and then to the charter school. However, the funding type decision may impact the amount of other state and federal funds that a charter school receives, outside the LCFF. This decision may be reconsidered on an annual basis.	Charter Impact	No	Yes	https://www.cde.ca.gov/sp/ch/csinfosvy.asp
FINANCE	Jun-01	Expanded Learning Opportunities Grant Plan - must be completed by LEAs as a condition for receiving an ELO Grant. The Expanded Learning Opportunities Grant Plan must be adopted by the local governing board or body of the LEA at a public meeting on or before June 1, 2021, and must be submitted to the county office of education, the California Department of Education, or the chartering authority within five days of adoption, as applicable.	PCA with Charter Impact support	Yes	No	https://www.cde.ca.gov/ls/he/hn/covidreliefgrants.asp
FINANCE	Jun-01	Executive School Leadership Review Evaluation – The board of directors is responsible for hiring and establishing the compensation (salary and benefits) of the executive director by identifying compensation that is "reasonable and not excessive". The board conducting the review should document who was involved and the process used to conduct the review, as well as the disposition of the full board's decision to approve the executive director's compensation (minutes of a meeting are fine for this). The documentation should demonstrate that the board took the comparable data into consideration when it approved the compensation.	PCA	Yes	No	This is an IRS requirement for Executive Director positions. If needed, Charter Impact can provide data on comparable salaries for your organization's Board of Directors.
FINANCE	Jun-25	Certification of the 2020-21 Second Principal Apportionment - The Principal Apportionment includes funding for the Local Control Funding Formula, which is the primary source of an LEA's general purpose funding; Special Education (AB 602); and funding for several other programs. The Second Principal Apportionment (P-2), certified by June 25, is based on the second period data that LEAs report to CDE in April and May. P-2 supersedes the P-1 Apportionment calculations and is the final state aid payment for the fiscal year ending in June.	Charter Impact	No	No	https://www.cde.ca.gov/fg/aa/pa/
FINANCE	Jun-30	Local Control and Accountability Plan - The LCAP is a three-year plan that describes the goals, actions, services, and expenditures to support positive student outcomes that address state and local priorities. The LCAP provides an opportunity for local educational agencies (LEAs) to share their stories of how, what, and why programs and services are selected to meet their local needs. The components of the LCAP for the 2021-2022 LCAP year must be posted as one document assembled in the following order: LCFF Budget Overview for Parents Annual Update with instructions Plan Summary Stakeholder Engagement Goals and Actions Increased or Improved Services for Foster Youth, English Learners, and Low-income students Expenditure Tables Instructions The LCAP must be presented at the same public meeting as the budget, preceding the budget hearing. LCAP and budget adoption must be at least 1 day after the public hearing.	PCA with Charter Impact support	Yes	No	https://www.cde.ca.gov/re/lc/

PACIFIC COAST– Compliance Reporting

Area	Due Date	Description	Completed By	Board Must Approve	Signature Required	Additional Information
FINANCE	Jun-30	LCAP Federal Addendum - Explain the LEA's strategy for using federal funds to supplement and enhance local priorities or initiatives funded with state funds, as reflected in the LEA's LCAP. This shall include describing the rationale/evidence for the selected use(s) of federal funds within the context of the LEA's broader strategy reflected in the LCAP.	PCA	Yes	No	https://www.cde.ca.gov/re/lc/addendumguidance.asp
FINANCE	Jun-30	Submit Preliminary Budget Plan to Authorizer - Charter Schools are required to submit their annual budgets to their authorizer by the authorizer-imposed deadline. Authorizers then use the budget to determine if the Charter School has reasonable financial health to sustain operations. The budget must be presented at the same public meeting as the LCAP, following the budget hearing. LCAP and budget adoption must be at least 1 day after the public hearing.	Charter Impact	Yes	No	https://www.cde.ca.gov/fg/st/fr/calendar19district.asp
OPERATIONS	Jun-30	Approve school calendar and instructional minutes - 180/175 days charter schools and are allowed to shorten instructional year by 5 days without fiscal penalty. Kindergarten ~ 600 hours; Grades 1-3 ~ 840 hours; Grades 4-8 ~ 900 hours; Grades 9-12 ~ 1080 hours	PCA with Charter Impact support	Yes	No	https://www.cde.ca.gov/fg/aa/pa/lcfitfaq.asp
GOVERNANCE	Jun-30	Review your Parental Involvement Policy - Every local educational agency (LEA) in California must have a parental involvement policy: Federal requirement (LEAs accepting Title I funds). State requirement (California Education Code [EC] for non-Title I schools. Parents must be involved in how the funds reserved for parental involvement will be allocated for parental involvement activities. Keep minutes and sign-in sheets documenting these discussions. The California Department of Education (CDE) reviews the Consolidated Application and Reporting System (CARS) to see if the required reservation has been made.	PCA	Yes	No	https://www.cde.ca.gov/sp/sw/t1/parentfamilyinvolve.asp
GOVERNANCE	Jun-30	Review your Homeless Education Policy - A Homeless Education Policy is used to ensure that your school is compliant with key provisions of the Education for Homeless Children and Youths Act. It is also used to collect the contact information for your required designated homeless liaisons at your school. All schools are required to establish a board approved Homeless Education Policy.	PCA	No	No	https://www.cde.ca.gov/sp/hs/cy/strategies.asp
FINANCE	Jun-30	Complete Consolidated Application reporting - Spring - The Consolidated Application (ConApp) is used by the California Department of Education (CDE) to distribute categorical funds from various state and federal programs to county offices, school districts, and direct-funded charter schools throughout California. Annually, in May, each local educational agency (LEA) submits the spring release of the application to document participation in these programs and provide assurances that the district will comply with the legal requirements of each program.	Charter Impact with PCA support	Yes	No	https://www.cde.ca.gov/fg/aa/co/index.asp
FINANCE	Jun-30	Nonclassroom-Based Funding Determination - Charter schools with an existing funding determination ending in 2020/21 must request a funding determination on or before February 1. Education Code [EC] Section 47612.5 prohibits charter schools from receiving any funding for nonclassroom-based instruction unless the State Board of Education (SBE) determines its eligibility for funding. NOTE: This due date was extended. Per SB820, Section 75, a school is deemed to have met the spending and PTR requirements as long as the FDF form is completed and submitted by 6/30/21.	Charter Impact	No	Yes	https://www.cde.ca.gov/sp/ch/nclrbifunddet.asp

PACIFIC COAST– Appendix

- Monthly Cash Flow / Forecast 20-21
- Budget vs. Actual
- Statement of Financial Position
- Statement of Cash Flows
- Check Register
- AP Aging

Pacific Coast Academy**Monthly Cash Flow/Forecast FY20-21**

Revised 05/21/2021

ADA = 4073.94

**Revenues****State Aid - Revenue Limit**

8011 LCFF State Aid	1,777,343	1,777,343	3,199,218	3,199,218	3,199,218	3,199,218	3,199,218	1,645,067	805,559	775,655	712,416	-	11,954,693	35,444,166	35,440,925	3,241
8012 Education Protection Account	-	-	203,735	-	-	203,735	-	-	203,626	-	-	-	203,692	814,788	814,940	(152)
8019 State Aid - Prior Year	-	-	-	42,587	-	-	-	(4,338)	(2,123)	(2,045)	-	-	-	34,081	-	34,081
8096 In Lieu of Property Taxes	-	-	-	-	272,619	-	-	-	414,821	-	103,718	103,718	51	894,926	801,819	93,107

Federal Revenue

8181 Special Education - Entitlement	-	-	-	-	-	-	-	-	-	-	-	-	483,780	483,780	541,144	(57,363)
8296 Other Federal Revenue	-	-	136,734	-	38,242	83,036	-	-	-	-	-	3,093,725	-	3,351,738	-	3,351,738

Other State Revenue

8311 State Special Education	-	122,769	122,769	-	220,983	441,966	441,966	114,317	55,979	53,858	39,777	-	931,829	2,546,213	2,848,125	(301,913)
8550 Mandated Cost	-	-	-	-	87,909	-	-	-	-	-	-	-	-	87,909	87,902	7
8560 State Lottery	-	-	-	-	-	-	229,469	-	223,783	-	-	-	390,054	843,306	943,299	(99,993)
8598 Prior Year Revenue	38	-	-	-	-	-	4,550	-	-	9,709	-	-	-	14,297	-	14,297
8599 Other State Revenue	-	-	28,161	-	-	203,716	-	89,723	113,005	-	-	-	-	434,605	40,000	394,605

Other Local Revenue

8660 Interest Revenue	1,738	1,968	-	7,301	3,684	-	2,508	3,360	-	2,424	-	-	-	22,983	-	22,983
8990 Contributions, Restricted	-	-	-	-	-	-	-	-	-	61,472	-	-	-	61,472	-	61,472

Total Revenue

	1,779,119	1,902,080	3,690,617	3,249,106	3,822,655	4,131,671	3,877,711	1,848,129	1,399,828	1,315,894	855,911	3,197,443	13,964,100	45,034,264	41,518,155	3,516,109
--	-----------	-----------	-----------	-----------	-----------	-----------	-----------	-----------	-----------	-----------	---------	-----------	------------	------------	------------	-----------

Expenses**Certificated Salaries**

1100 Teachers' Salaries	1,054,895	1,112,419	1,132,340	1,126,772	1,118,150	1,111,656	1,112,855	1,097,895	1,099,975	1,087,203	1,087,668	1,087,668	-	13,229,496	12,586,820	(642,676)
1175 Teachers' Extra Duty/Stipends	38,083	16,633	23,808	23,742	25,976	30,926	23,526	25,676	75,784	27,540	39,136	75,784	-	426,615	706,833	280,218
1200 Pupil Support Salaries	57,673	65,914	59,402	59,112	72,022	74,627	75,215	74,618	79,946	68,712	69,450	69,450	-	826,140	857,356	31,216
1300 Administrators' Salaries	147,478	148,333	150,633	150,533	151,033	151,033	150,533	149,524	153,895	150,860	150,860	150,860	-	1,805,577	1,791,000	(14,577)
1900 Other Certificated Salaries	28,437	28,637	28,637	28,637	28,637	28,637	28,637	26,491	21,574	20,951	20,951	20,951	-	311,180	783,741	472,561

Classified Salaries

2100 Instructional Salaries	16,290	18,024	17,020	17,900	16,431	18,695	17,285	16,367	20,326	20,215	20,215	20,215	-	218,981	189,747	(29,234)
2200 Support Salaries	54,683	53,216	55,436	55,329	54,415	64,843	59,607	56,418	65,444	60,918	57,138	57,138	-	694,586	671,770	(22,816)
2300 Classified Administrators' Salaries	21,917	22,067	22,067	22,067	22,067	22,067	24,071	30,033	30,820	30,152	30,152	30,152	-	307,630	517,161	209,531
2400 Clerical and Office Staff Salaries	76,426	70,596	73,141	74,166	70,287	72,552	66,779	64,379	75,279	69,601	69,601	69,601	-	852,409	818,699	(33,710)
2900 Other Classified Salaries	17,404	15,439	15,998	15,907	15,298	16,945	15,282	14,584	17,592	16,117	16,117	16,117	-	192,799	-	(192,799)

Benefits

3101 STRS	208,897	215,092	186,073	218,191	219,222	218,638	218,870	201,397	216,184	212,006	212,269	217,955	-	2,544,794	2,587,092	42,298
3301 OASDI	11,396	10,949	11,024	16,526	10,910	8,797	11,193	11,078	12,932	12,011	12,256	12,256	-	141,331	136,240	(5,091)
3311 Medicare	21,388	21,825	22,264	22,206	22,200	22,468	22,211	21,959	23,172	21,902	22,483	23,011	-	267,089	274,389	7,300
3401 Health and Welfare	120,473	112,653	269,403	172,326	170,599	172,692	172,544	167,758	164,273	165,458	166,400	166,400	-	2,020,979	1,795,200	(225,779)
3501 State Unemployment	21,777	10,014	1,630	1,372	690	860	53,801	3,139	752	2,422	6,510	6,510	-	109,477	136,220	26,743
3601 Workers' Compensation	15,384	6,152	10,836	10,672	10,672	10,838	10,672	13,516	10,826	10,671	10,079	10,315	-	130,633	168,418	37,786
3901 Other Benefits	-	-	-	892	-	-	-	-	-	178,219	8,079	8,269	76,390	271,848	103,324	(168,525)

Books and Supplies

4302 School Supplies	162,095	507,080	528,178	369,381	318,515	364,973	443,409	428,748	497,903	415,145	195,584	582,493	-	4,813,504	2,577,419	(2,236,086)
4305 Software	95,187	49,630	63,515	56,895	81,421	18,744	46,320	16,969	37,378	26,210	64,476	64,476	-	621,222	746,964	125,743
4310 Office Expense	1,496	34	2,992	3,908	3,871	2,569	2,370	7,197	963	5,082	4,685	4,685	-	39,852	88,020	48,168
4311 Business Meals	-	-	-	-	-	-	-	-	-	-	-	-	-	-	5,400	5,400
4312 School Fundraising Expense	-	-	-	-	-	-	-	-	-	-	-	-	-	-	-	-
4400 Noncapitalized Equipment	1,274	60,165	162,177	33,555	86,622	24,634	123,855	56,188	141,336	59,574	64,081	190,847	-	1,004,309	684,678	(319,631)
4700 Food Services	-	-	-	-	594	-	-	-	-	-	-	-	-	594	-	(594)

Subagreement Services

5101 Nursing	-	-	-	-	-	-	-	-	956	-	-	-	-	956	-	(956)
5102 Special Education	-	124,948	122,942	182,212	337,745	289,704	258,223	104,449	261,142	213,153	198,283	198,283	-	2,291,084	1,871,600	(419,484)
5103 Substitute Teacher	-	-	-	-	-	-	-	-	-	-	-	-	-	-	-	-
5104 Transportation	-	-	-	-	-	-	-	-	-	1,075	-	-	-	1,075	-	(1,075)
5105 Security	-	-	-	-	-	-	-	-	2,410	-	-	-	-	2,410	100	(2,310)
5106 Other Educational Consultants	57,290	102,419	162,505	360,037	290,393	175,668	220,495	386,095	480,232	298,318	199,583	594,404	-	3,327,438	5,991,676	2,664,238

Pacific Coast Academy**Monthly Cash Flow/Forecast FY20-21**

Revised 05/21/2021

ADA = 4073.94



	Jul-20	Aug-20	Sep-20	Oct-20	Nov-20	Dec-20	Jan-21	Feb-21	Mar-21	Apr-21	May-21	Jun-21	Year-End Accruals	Annual Forecast	Original Budget Total	Favorable / (Unfav.)
Operations and Housekeeping																
5201 Auto and Travel	-	-	148	565	1,758	1,383	-	2,168	1,484	1,050	342	342	-	9,239	5,400	(3,839)
5300 Dues & Memberships	-	-	3,570	-	-	-	1,750	(3,770)	-	93	-	-	-	1,643	9,800	8,157
5400 Insurance	41,058	14,567	35,714	31,656	35,863	27,351	31,583	31,618	34,425	31,535	33,817	33,817	-	383,004	407,000	23,996
5501 Utilities	-	-	-	-	-	-	-	3,496	278	-	-	-	-	3,774	800	(2,974)
5502 Janitorial Services	-	408	-	-	-	-	-	-	-	-	-	-	-	408	100	(308)
5900 Communications	-	456	89	1,086	(1,086)	1,473	143	-	500	971	1,592	1,592	-	6,815	18,400	11,585
5901 Postage and Shipping	-	377	6,263	1,852	167	75	-	45	400	210	725	725	-	10,839	200	(10,639)
	41,058	15,808	45,784	35,159	36,702	30,282	33,476	33,558	37,087	33,860	36,475	36,475	-	415,723	443,500	27,777
Facilities, Repairs and Other Leases																
5601 Rent	-	-	5,400	5,400	5,400	6,641	5,400	95,442	6,020	6,020	5,367	5,367	-	146,457	54,400	(92,057)
5604 Other Leases	-	-	-	-	-	-	-	-	-	-	-	-	-	-	9,700	9,700
5610 Repairs and Maintenance	-	-	-	-	-	-	493	-	-	-	-	-	-	493	200	(293)
	-	-	5,400	5,400	5,400	6,641	5,893	95,442	6,020	6,020	5,367	5,367	-	146,950	64,300	(82,650)
Professional/Consulting Services																
5801 IT	-	-	-	246	246	246	246	246	306	281	246	246	-	2,309	-	(2,309)
5802 Audit & Taxes	-	-	900	900	-	-	2,842	48	(2,890)	1,826	-	-	-	3,626	12,500	8,874
5803 Legal	-	5,496	8,686	6,170	32,500	10,769	11,826	15,415	15,582	33,823	14,867	14,867	-	170,000	84,600	(85,400)
5804 Professional Development	770	-	(26,421)	1,074	-	-	27,045	2,728	100	11,850	2,900	2,900	-	22,946	7,900	(15,046)
5805 General Consulting	-	13,055	2,095	2,353	9,995	535	-	340	1,620	4,040	4,400	4,400	-	42,833	113,500	70,667
5806 Special Activities/Field Trips	684	-	-	3,217	137	150	120	4,786	6,447	13,267	299	890	-	29,997	450,976	420,979
5807 Bank Charges	-	1,118	1,377	2,677	-	1,980	2,319	2,244	3,025	3,246	400	400	-	18,786	5,405	(13,381)
5808 Printing	-	-	20	6	151	241	8	-	-	-	80	80	-	585	1,610	1,025
5809 Other taxes and fees	4,426	26,714	-	317	3,047	3,772	4,076	81	2,798	2,308	520	520	-	48,579	7,590	(40,989)
5810 Payroll Service Fee	285	2,936	1,229	3,442	2,094	2,296	2,256	4,315	1,806	3,048	2,833	2,833	-	29,369	35,535	6,166
5811 Management Fee	180,959	176,146	175,511	175,436	179,282	203,073	179,282	175,214	175,214	175,214	191,396	191,396	-	2,178,122	2,117,426	(60,696)
5812 District Oversight Fee	-	-	69,576	(90,303)	31,992	34,030	31,992	16,407	10,071	11,905	8,161	1,037	247,011	371,880	370,577	(1,303)
5813 County Fees	-	-	-	-	-	-	1,964	-	-	-	-	-	1,475	3,439	4,200	761
	187,124	225,464	232,974	105,535	259,444	257,091	263,975	221,824	214,078	260,809	226,101	219,568	248,486	2,922,471	3,211,819	289,347
Interest																
7438 Interest Expense	516	45,630	516	516	34,672	516	516	20,625	2,578	147,945	66,005	39,338	-	359,370	508,258	148,888
	516	45,630	516	516	34,672	516	516	20,625	2,578	147,945	66,005	39,338	-	359,370	508,258	148,888
Total Expenses	2,458,639	3,059,142	3,406,694	3,168,949	3,463,988	3,197,097	3,461,614	3,345,929	3,750,858	3,622,148	3,060,003	3,978,587	324,875	40,298,523	40,317,745	19,222
Monthly Surplus (Deficit)	(679,521)	(1,157,061)	283,924	80,157	358,667	934,574	416,097	(1,497,800)	(2,351,029)	(2,306,254)	(2,204,092)	(781,145)	13,639,224	4,735,741	1,200,410	3,535,331
Cash Flow Adjustments														11.75%		
Monthly Surplus (Deficit)	(679,521)	(1,157,061)	283,924	80,157	358,667	934,574	416,097	(1,497,800)	(2,351,029)	(2,306,254)	(2,204,092)	(781,145)	13,639,224	4,735,741		
Cash flows from operating activities																
Public Funding Receivables	4,316,113	249,326	87,516	635,205	(272,619)	622,244	101,088	(204,040)	204,040	(414,821)	-	22,618	(13,964,100)	(8,617,429)		
Grants and Contributions Rec.	-	-	-	916,477	-	15,678	23,144	(85,000)	2,660	29,670	-	-	-	902,629		
Due To/From Related Parties	4,973,070	-	3,784	-	-	-	-	-	-	-	-	(1,001,056)	-	3,975,798		
Prepaid Expenses	6,344	(77,662)	-	(42,849)	42,053	4,030	(41,672)	100,889	887	(181,619)	-	-	-	(189,601)		
Other Assets	-	-	-	-	-	(1,230)	-	-	-	-	-	-	-	(1,230)		
Accounts Payable	(134,253)	226,223	100,990	(305,333)	41,742	(9,787)	123,134	(145,601)	363,469	(354,244)	(534,579)	-	324,875	(303,363)		
Accrued Expenses	44,897	102,012	(327,044)	(391,344)	36,349	56,966	10,410	3,250	2,811	(18,753)	-	-	-	(480,447)		
Other Liabilities	(4,970,400)	-	438,000	-	(38,242)	(286,752)	-	-	(113,005)	-	-	-	-	(4,970,400)		
Cash flows from financing activities																
Proceeds from Factoring	-	2,359,300	-	-	2,359,300	-	-	-	-	3,704,100	2,492,200	4,492,200	-	15,407,100		
Payments on Factoring	-	(1,308,000)	-	(3,662,400)	(2,359,300)	-	-	(2,359,300)	-	-	-	-	-	(9,689,000)		
Proceeds from Debt	516	516	516	(2,183)	516	516	516	20,625	2,578	2,578	-	(3,123,116)	-	(3,096,424)		
Payments on Debt	-	-	-	-	-	-	-	-	-	-	-	-	-	-		
Total Change in Cash	3,556,766	394,653	587,685	(2,772,270)	168,466	1,336,238	632,717	(4,166,978)	(1,887,589)	460,656	(246,471)	(390,498)				
Cash, Beginning of Month	3,978,337	7,535,104	7,929,757	8,517,442	5,745,172	5,913,637	7,249,875	7,882,592	3,715,614	1,828,025	2,288,682	2,042,210				
Cash, End of Month	7,535,104	7,929,757	8,517,442	5,745,172	5,913,637	7,249,875	7,882,592	3,715,614	1,828,025	2,288,682	2,042,210	1,651,713				

Cert.	Instr.
47.5%	80.1%
3,406,590	29,358

Pupil:Teacher Ratio
19.61 :1

Pacific Coast Academy**Budget vs Actual**

For the period ended April 30, 2021

	Current Period Actual	Current Period Budget	Current Period Variance	Current Year Actual	YTD Budget	YTD Budget Variance	Total Budget
Revenues							
State Aid - Revenue Limit							
LCFF State Aid	\$ 775,655	\$ 956,912	\$ (181,257)	\$ 22,777,057	\$ 22,044,408	\$ 732,649	\$ 35,440,925
Education Protection Account	-	203,735	(203,735)	611,096	611,205	(109)	814,940
State Aid - Prior Year	(2,045)	-	(2,045)	34,081	-	34,081	-
In Lieu of Property Taxes	414,821	56,127	358,693	687,439	633,437	54,002	801,819
Total State Aid - Revenue Limit	1,188,431	1,216,774	(28,343)	24,109,674	23,289,051	820,623	37,057,685
Federal Revenue							
Special Education - Entitlement	-	-	-	-	-	-	541,144
Other Federal Revenue	-	-	-	258,013	-	258,013	-
Total Federal Revenue	-	-	-	258,013	-	258,013	541,144
Other State Revenue							
State Special Education	53,858	289,489	(235,631)	1,574,607	1,979,657	(405,050)	2,848,125
Mandated Cost	-	-	-	87,909	87,902	7	87,902
State Lottery	-	210,866	(210,866)	453,251	421,731	31,520	943,299
Prior Year Revenue	9,709	-	9,709	14,297	-	14,297	-
Other State Revenue	-	10,000	(10,000)	434,605	36,000	398,605	40,000
Total Other State Revenue	63,567	510,355	(446,788)	2,564,669	2,525,291	39,378	3,919,326
Other Local Revenue							-
Interest Revenue	2,424	-	2,424	22,983	-	22,983	-
Contributions, Restricted	61,472	-	61,472	61,472	-	61,472	-
Total Other Local Revenue	63,896	-	63,896	84,455	-	84,455	-
Total Revenues	\$ 1,315,894	\$ 1,727,129	\$ (411,235)	\$ 27,016,810	\$ 25,814,341	\$ 1,202,469	\$ 41,518,155
Expenses							
Certificated Salaries							
Teachers' Salaries	\$ 1,087,203	\$ 1,048,902	\$ (38,301)	\$ 11,054,160	\$ 10,489,017	\$ (565,143)	\$ 12,586,820
Teachers' Extra Duty/Stipends	27,540	58,903	31,363	311,695	589,028	277,333	706,833
Pupil Support Salaries	68,712	71,446	2,734	687,240	714,463	27,223	857,356
Administrators' Salaries	150,860	149,250	(1,610)	1,503,857	1,492,500	(11,357)	1,791,000
Other Certificated Salaries	20,951	65,312	44,361	269,278	653,118	383,839	783,741
Total Certificated Salaries	1,355,265	1,393,813	38,547	13,826,230	13,938,125	111,895	16,725,750
Classified Salaries							
Instructional Salaries	20,215	15,812	(4,402)	178,552	158,123	(20,429)	189,747
Support Salaries	60,918	55,981	(4,937)	580,309	559,808	(20,501)	671,770
Supervisors' and Administrators' Salaries	30,152	43,097	12,945	247,326	430,968	183,641	517,161
Clerical and Office Staff Salaries	69,601	68,225	(1,376)	713,207	682,249	(30,958)	818,699
Other Classified Salaries	16,117	-	(16,117)	160,566	-	(160,566)	-
Total Classified Salaries	197,002	183,115	(13,887)	1,879,960	1,831,148	(48,813)	2,197,377
Benefits							
State Teachers' Retirement System, certificated pc	212,006	215,591	3,585	2,114,570	2,155,910	41,340	2,587,092
OASDI/Medicare/Alternative, certificated position	12,011	11,353	(658)	116,819	113,534	(3,285)	136,240
Medicare/Alternative, certificated positions	21,902	22,866	964	221,595	228,658	7,063	274,389
Health and Welfare Benefits, certificated positions	165,458	149,600	(15,858)	1,688,179	1,496,000	(192,179)	1,795,200
State Unemployment Insurance, certificated positi	2,422	6,811	4,389	96,457	122,598	26,141	136,220
Workers' Compensation Insurance, certificated po	10,671	14,035	3,364	110,239	140,349	30,110	168,418
Other Benefits, certificated positions	178,219	8,610	(169,608)	179,111	86,103	(93,008)	103,324
Total Benefits	602,690	428,866	(173,823)	4,526,970	4,343,151	(183,818)	5,200,884
Books & Supplies							
School Supplies	415,145	256,453	(158,692)	4,035,427	2,097,951	(1,937,476)	2,577,419
Software	26,210	62,247	36,037	492,270	622,470	130,200	746,964
Office Expense	5,082	7,335	2,253	30,482	73,350	42,868	88,020
Business Meals	-	450	450	-	4,500	4,500	5,400
Noncapitalized Equipment	59,574	68,125	8,551	749,381	557,310	(192,071)	684,678
Food Services	-	-	-	594	-	(594)	-
Total Books & Supplies	506,011	394,610	(111,401)	5,308,155	3,355,581	(1,952,574)	4,102,481
Subagreement Services							
Nursing	-	-	-	956	-	(956)	-
Special Education	213,153	155,967	(57,187)	1,894,517	1,559,667	(334,850)	1,871,600
Transportation	1,075	-	(1,075)	1,075	-	(1,075)	-
Security	-	8	8	2,410	83	(2,327)	100
Other Educational Consultants	298,318	596,171	297,854	2,533,451	4,877,066	2,343,616	5,991,676
Total Subagreement Services	512,546	752,146	239,601	4,432,409	6,436,816	2,004,407	7,863,376

Pacific Coast Academy**Budget vs Actual**

For the period ended April 30, 2021

	Current Period Actual	Current Period Budget	Current Period Variance	Current Year Actual	YTD Budget	YTD Budget Variance	Total Budget
Operations & Housekeeping							
Auto and Travel	1,050	450	(600)	8,556	4,500	(4,056)	5,400
Dues & Memberships	93	817	724	1,643	8,167	6,524	9,800
Insurance	31,535	33,917	2,381	315,371	339,167	23,796	407,000
Utilities	-	67	67	3,774	667	(3,107)	800
Janitorial Services	-	8	8	408	83	(325)	100
Miscellaneous Expense	-	150	150	-	1,500	1,500	1,800
Communications	971	1,533	562	3,632	15,333	11,701	18,400
Postage and Shipping	210	17	(194)	9,389	167	(9,222)	200
Total Operations & Housekeeping	33,860	36,958	3,099	342,773	369,583	26,810	443,500
Facilities, Repairs & Other Leases							
Rent	6,020	4,533	(1,487)	135,723	45,333	(90,390)	54,400
Other Leases	-	808	808	-	8,083	8,083	9,700
Repairs and Maintenance	-	17	17	493	167	(326)	200
Total Facilities, Repairs & Other Leases	6,020	5,358	(662)	136,216	53,583	(82,633)	64,300
Professional/Consulting Services							
IT	281	-	(281)	1,817	-	(1,817)	-
Audit & Taxes	1,826	-	(1,826)	3,626	12,500	8,874	12,500
Legal	33,823	7,050	(26,773)	140,267	70,500	(69,767)	84,600
Professional Development	11,850	658	(11,192)	17,146	6,583	(10,563)	7,900
General Consulting	4,040	9,458	5,418	34,033	94,583	60,550	113,500
Special Activities/Field Trips	13,267	44,872	31,605	28,808	367,083	338,274	450,976
Bank Charges	3,246	470	(2,776)	17,986	4,465	(13,521)	5,405
Printing	-	140	140	425	1,330	905	1,610
Other Taxes and Fees	2,308	660	(1,648)	47,539	6,270	(41,269)	7,590
Payroll Service Fee	3,048	2,961	(87)	23,704	29,613	5,908	35,535
Management Fee	175,214	176,452	1,238	1,795,330	1,764,522	(30,809)	2,117,426
District Oversight Fee	11,905	12,168	263	115,670	232,891	117,220	370,577
County Fees	-	1,050	1,050	1,964	3,150	1,186	4,200
Total Professional/Consulting Services	260,809	255,940	(4,869)	2,228,317	2,593,489	365,172	3,211,819
Interest							
Interest Expense	147,945	2,259	(145,686)	254,027	450,964	196,937	508,258
Total Interest	147,945	2,259	(145,686)	254,027	450,964	196,937	508,258
Total Expenses	\$ 3,622,148	\$ 3,453,066	\$ (169,082)	\$ 32,935,057	\$ 33,372,441	\$ 437,384	\$ 40,317,745
Change in Net Assets	(2,306,254)	(1,725,936)	(580,318)	(5,918,246)	(7,558,100)	1,639,853	1,200,410
Net Assets, Beginning of Period	269,649			3,881,641			
Net Assets, End of Period	\$ (2,036,605)			\$ (2,036,605)			

Pacific Coast Academy**Statement of Financial Position**

April 30, 2021

	Current Balance	Beginning Year Balance	YTD Change	YTD % Change
Assets				
Current Assets				
Cash & Cash Equivalents	\$ 2,288,682	\$ 3,978,337	\$ (1,689,656)	-42%
Accounts Receivable	104,709	1,097,524	(992,816)	-90%
Public Funding Receivables	437,439	5,673,976	(5,236,537)	-92%
Factored Receivables	(3,704,100)	-	(3,704,100)	0%
Due To/From Related Parties	3,251,513	3,251,513	-	0%
Prepaid Expenses	532,328	346,511	185,817	54%
Total Current Assets	2,910,571	14,347,862	(11,437,291)	-80%
Long-Term Assets				
Deposits	6,630	5,400	1,230	23%
Total Long Term Assets	6,630	5,400	1,230	23%
Total Assets	\$ 2,917,201	\$ 14,353,262	\$ (11,436,061)	-80%
Liabilities				
Current Liabilities				
Accounts Payable	\$ 534,579	\$ 628,239	\$ (93,659)	-15%
Accrued Liabilities	1,296,112	1,776,559	(480,447)	-27%
Deferred Revenue	-	4,970,400	(4,970,400)	-100%
Notes Payable, Current Portion	309,373	312,071	(2,698)	-1%
Total Current Liabilities	2,140,063	7,687,268	(5,547,205)	-72%
Long-Term Liabilities				
Notes Payable, Net of Current Portion	2,813,743	2,784,353	29,390	1%
Total Long-Term Liabilities	2,813,743	2,784,353	29,390	1%
Total Liabilities	4,953,806	10,471,621	(5,517,815)	-53%
Total Net Assets	(2,036,605)	3,881,641	(5,918,246)	-152%
Total Liabilities and Net Assets	\$ 2,917,201	\$ 14,353,262	\$ (11,436,061)	-80%

Pacific Coast Academy

Statement of Cash Flows

For the period ended April 30, 2021

	Month Ended 04/30/21	YTD Ended 04/30/21
Cash Flows from Operating Activities		
Change in Net Assets	\$ (2,306,254)	\$ (5,918,246)
Adjustments to reconcile change in net assets to net cash flows from operating activities:		
Decrease/(Increase) in Operating Assets:		
Public Funding Receivables	(414,821)	5,236,537
Grants, Contributions & Pledges Receivable	3,733,770	4,696,916
Prepaid Expenses	(181,619)	(185,817)
Other Assets	-	(1,230)
(Decrease)/Increase in Operating Liabilities:		
Accounts Payable	(354,244)	(93,659)
Accrued Expenses	(18,753)	(480,447)
Deferred Revenue	-	(4,970,400)
Total Cash Flows from Operating Activities	458,078	(1,716,348)
Cash Flows from Financing Activities		
Proceeds from (payments on) Long-Term Debt	2,578	26,692
Total Cash Flows from Financing Activities	2,578	26,692
Change in Cash & Cash Equivalents	460,656	(1,689,656)
Cash & Cash Equivalents, Beginning of Period	1,828,025	3,978,337
Cash and Cash Equivalents, End of Period	\$ 2,288,682	\$ 2,288,682

Pacific Coast Academy**Check Register****For the period ended April 30, 2021**

Check Number	Vendor Name	Check Date	Check Amount
15947	Academy for Public Speaking	4/1/2021	\$ 299.00
15948	Alaiana Villegas	4/1/2021	8.25
15949	Alexis Hernandez	4/1/2021	320.00
15950	Anchor Counseling & Education Solutions, LLC	4/1/2021	830.00
15951	Angela Aymin	4/1/2021	1,629.58
15952	Apex School of Movement San Diego	4/1/2021	110.00
15953	Artskiddoo	4/1/2021	380.00
15954	ASC - Orange County	4/1/2021	2,782.50
15955	Autism Spectrum Therapies	4/1/2021	325.00
15956	Bach To Rock	4/1/2021	210.00
15957	Beautiful Feet Books, Inc.	4/1/2021	665.46
15958	Beehively	4/1/2021	6,000.00
15959	Bitsbox	4/1/2021	257.70
15960	BookShark	4/1/2021	2,261.88
15961	Boutwell Fay LLP	4/1/2021	701.67
15962	Brave Writer, LLC	4/1/2021	149.00
15963	Cadence Dance Project Inc	4/1/2021	350.00
15964	California Music Studios	4/1/2021	329.00
15965	Carmen Guinness	4/1/2021	44.19
15966	Champion Gymnastics	4/1/2021	3,277.90
15967	City of Champions	4/1/2021	250.00
15968	Cornerstone Therapies	4/1/2021	350.00
15969	Daniel and Davis Optometry, Inc	4/1/2021	1,510.00
15970	Demco	4/1/2021	718.98
15971	E-Therapy LLC	4/1/2021	1,633.50
15972	EDMC	4/1/2021	1,041.40
15973	Educational Development Corporation	4/1/2021	545.93
15974	Elise Underriter	4/1/2021	136.00
15975	eLuma	4/1/2021	32,272.72
15976	EMH Sports USA, Inc.	4/1/2021	2,146.25
15977	Family Karate	4/1/2021	150.00
15978	Global Teletherapy	4/1/2021	1,857.00
15979	Hands 4 Building, LLC	4/1/2021	274.98
15980	Holly Franz	4/1/2021	1,190.00
15981	Hollywood Music	4/1/2021	130.00
15982	Hope Horse Ranch	4/1/2021	220.00
15983	Ingenia Institute	4/1/2021	1,644.00
15984	Inspire School of Ballet	4/1/2021	72.00
15985	Jerry DeMink	4/1/2021	1,554.00
15986	Jessica Martin (Creative OutLit)	4/1/2021	1,725.13
15987	Jo Davis/Horsebound	4/1/2021	150.00

Pacific Coast Academy

Check Register

For the period ended April 30, 2021

Check Number	Vendor Name	Check Date	Check Amount
15988	Kumon of Point Loma	4/1/2021	620.00
15989	Lakeshore	4/1/2021	484.53
15990	Learning Without Tears	4/1/2021	28.52
15991	Little Passports	4/1/2021	323.18
15992	Lori Sandground	4/1/2021	250.00
15993	Lossing Enterprises/Mathnasium of La Costa	4/1/2021	350.00
15994	Mary York	4/1/2021	225.00
15995	Master Sports	4/1/2021	440.00
15996	Mathnasium	4/1/2021	1,500.00
15997	Mathnasium of Vista	4/1/2021	1,038.00
15998	Mathnasium Santee	4/1/2021	299.00
15999	Meet the Masters, Inc.	4/1/2021	240.67
16000	Michael Dvoskin	4/1/2021	1,995.00
16001	Monart	4/1/2021	160.00
16002	Moving Beyond the Page	4/1/2021	1,135.67
16003	Ms. Ree Math, LLC	4/1/2021	160.00
16004	Natasha Jaksch	4/1/2021	217.84
16005	Nathaniel Soule	4/1/2021	700.00
16006	Nichols Speech, Inc	4/1/2021	1,125.00
16007	Oak Meadow Inc	4/1/2021	1,169.00
16008	Ontrack Wellness	4/1/2021	129.00
16009	Oxford Consulting Services	4/1/2021	11,487.38
16010	Preferred Interpreting Service, LLC	4/1/2021	7,540.98
16011	Randall Brinton	4/1/2021	802.00
16012	Rawhide Ranch	4/1/2021	480.00
16013	Riverside County Office of Education	4/1/2021	100.00
16014	S.T.A.R Academy - Haynes Family of Programs	4/1/2021	577.50
16015	San Diego Center for Vision Care - Optometry, P.C.	4/1/2021	1,530.00
16016	San Diego Harp Academy	4/1/2021	260.00
16017	San Diego Horse Rentals LLC	4/1/2021	350.00
16018	School of Rock - Rancho Santa Margarita	4/1/2021	225.75
16019	School of Rock Otay Ranch	4/1/2021	458.00
16020	Seven Spears Martial Arts Academy	4/1/2021	167.00
16021	Shree LLC	4/1/2021	1,903.00
16022	Shuebox Educational Services- Rebecca Shue	4/1/2021	455.00
16023	Singapore Math Inc.	4/1/2021	450.73
16024	SmallTalk Speech & Occupational Therapy	4/1/2021	6,750.00
16025	Sounds Of Music / James Messina	4/1/2021	930.00
16026	South Coast Repertory	4/1/2021	300.00
16027	Specialized Therapy Services, Inc.	4/1/2021	94,225.95
16028	Susan Creswell	4/1/2021	170.00
16029	Suzanne Miller	4/1/2021	1,375.00

Pacific Coast Academy**Check Register****For the period ended April 30, 2021**

Check Number	Vendor Name	Check Date	Check Amount
16030	TalkBox.Mom	4/1/2021	285.54
16031	Teaching Textbooks	4/1/2021	541.15
16032	Terra Arts Foundation	4/1/2021	6,538.70
16033	Terry Tsang Optometry	4/1/2021	335.34
16034	The Writtenburg Door	4/1/2021	1,025.00
16035	Therapro, Inc	4/1/2021	17.50
16036	TK Fitness	4/1/2021	180.00
16037	Total Education Solutions	4/1/2021	2,037.75
16038	Total Raptor eXperience	4/1/2021	300.00
16039	Verizon Wireless	4/1/2021	500.09
16040	Wagner's School of Music, LLC	4/1/2021	416.00
16041	Wagner's School of Music, LLC	4/1/2021	176.00
16042	Waterworks Aquatics Carlsbad	4/1/2021	545.00
16043	Waterworks Aquatics Huntington Beach	4/1/2021	288.00
16044	Whitney Dickinson	4/1/2021	600.00
16045	Wilson Language Training Corp	4/1/2021	210.05
16046	Yiyi Ku	4/1/2021	950.00
16047	YMCA of San Diego County	4/1/2021	1,118.00
16048	EMH Sports USA, Inc.	4/5/2021	35.00
16049	Edgility Consulting	4/6/2021	3,500.00
16050	Academy for Public Speaking	4/7/2021	498.00
16051	ACES	4/7/2021	1,650.00
16052	Adel Olahne-Szabo	4/7/2021	180.00
16053	Alison Breidenstein	4/7/2021	540.00
16054	AMAA	4/7/2021	99.00
16055	Amanda McArthur	4/7/2021	85.00
16056	Art With Larisse	4/7/2021	1,983.00
16057	Bitsbox	4/7/2021	86.85
16058	BookShark	4/7/2021	1,647.47
16059	Bridgeway Academy	4/7/2021	962.47
16060	California Psychcare Inc	4/7/2021	607.92
16061	Champion Gymnastics	4/7/2021	727.50
16062	Code Ninjas Poway	4/7/2021	649.00
16063	Crafty School Crates	4/7/2021	614.54
16064	Danielle MacAdams	4/7/2021	36.96
16065	David Barnes Musician	4/7/2021	875.00
16066	Dell Marketing L.P.	4/7/2021	55,547.53
16067	Department of Labor & Industries	4/7/2021	154.73
16068	Drawn2Art	4/7/2021	322.00
16069	Drew's Art Box LLC	4/7/2021	70.00
16070	DS Arts Studio & Gallery-Debi Smerdon	4/7/2021	800.00
16071	East County Surf SC	4/7/2021	960.00

Pacific Coast Academy**Check Register****For the period ended April 30, 2021**

Check Number	Vendor Name	Check Date	Check Amount
16072	Educational Development Corporation	4/7/2021	326.44
16073	Elemental Science	4/7/2021	800.94
16074	Elijah Gerak	4/7/2021	670.00
16075	Emily Nguyen	4/7/2021	200.00
16076	Gracie South Bay	4/7/2021	322.00
16077	Green Acres Ranch Inc	4/7/2021	350.00
16078	Holly Franz	4/7/2021	1,865.00
16079	Home Science Tools	4/7/2021	1,625.90
16080	Homeschool Spanish Academy	4/7/2021	399.00
16081	Honest History Co.	4/7/2021	47.32
16082	If I Was A Bird Yoga	4/7/2021	1,494.25
16083	iLEAD Online	4/7/2021	810.00
16084	Infinity Brazilian Jiu Jitsu	4/7/2021	2,815.00
16085	Interpreters Unlimited	4/7/2021	190.00
16086	Ivey Ranch Park	4/7/2021	320.00
16087	Jerry DeMink	4/7/2021	1,242.00
16088	Jessica Ackermann	4/7/2021	85.00
16089	Johnny Tran	4/7/2021	85.00
16090	Julia Amonette-Hinke	4/7/2021	1,375.00
16091	Kaigan Karate-Do	4/7/2021	360.00
16092	Karin Leonard	4/7/2021	346.00
16093	Kathryn Lillich	4/7/2021	840.00
16094	KCINOC Partners, LLC	4/7/2021	60.00
16095	Kelly Durso	4/7/2021	85.00
16096	Kickforce Martial Arts	4/7/2021	2,951.00
16097	Lakeshore	4/7/2021	2,312.58
16098	Le Cirque, Inc.	4/7/2021	240.00
16099	Learn to Rip	4/7/2021	300.00
16100	Learning A-Z	4/7/2021	197.45
16101	Learning Without Tears	4/7/2021	135.07
16102	Linda Hamby	4/7/2021	300.00
16103	Little Passports	4/7/2021	934.01
16104	Lori Sandground	4/7/2021	600.00
16105	Mary Aragon	4/7/2021	1,200.00
16106	Megan Casey	4/7/2021	121.79
16107	Mercurius	4/7/2021	76.98
16108	Mesa Rim Climbing Centers	4/7/2021	1,175.00
16109	Mike Slayen	4/7/2021	463.00
16110	Momentum Tutoring	4/7/2021	988.00
16111	Monart	4/7/2021	100.00
16112	Moving Beyond the Page	4/7/2021	163.98
16113	MusiKey	4/7/2021	813.00

Pacific Coast Academy

Check Register

For the period ended April 30, 2021

Check Number	Vendor Name	Check Date	Check Amount
16114	Mystery Science Inc.	4/7/2021	89.00
16115	Nicole the Math Lady, LLC.	4/7/2021	129.00
16116	Noonan Family Swim School, Inc	4/7/2021	675.00
16117	Noonan Family Swim School, Inc.	4/7/2021	98.00
16118	Oak Meadow Inc	4/7/2021	1,191.90
16119	Oceanside Gymnastics	4/7/2021	350.00
16120	Paint Box Art Studio	4/7/2021	723.00
16121	Painted Earth	4/7/2021	413.00
16122	Paper Moon Music	4/7/2021	260.00
16123	Paul Ciolek	4/7/2021	120.00
16124	Professional Tutors of America	4/7/2021	437.50
16125	Ruth Rosas	4/7/2021	360.00
16126	San Diego Harp Academy	4/7/2021	180.00
16127	San Diego Horse Rentals LLC	4/7/2021	515.00
16128	San Diego Liberal Arts Academy	4/7/2021	100.00
16129	SCEGA Gymnastics	4/7/2021	200.00
16130	School of Rock - Rancho Santa Margarita	4/7/2021	191.25
16131	School of Rock Temecula	4/7/2021	205.00
16132	SHI International Corp	4/7/2021	1,795.33
16133	Shree LLC	4/7/2021	319.00
16134	Singapore Math Inc.	4/7/2021	1,384.90
16135	Specialized Therapy Services, Inc.	4/7/2021	74,772.59
16136	Spencer Kim	4/7/2021	1,678.00
16137	Staump Productions	4/7/2021	600.00
16138	STEM Studio	4/7/2021	1,480.00
16139	Susan Creswell	4/7/2021	513.00
16140	Susan Harris	4/7/2021	525.00
16141	Teaching Textbooks	4/7/2021	552.15
16142	The Lampo Group, LLC	4/7/2021	53.81
16143	Therapro, Inc	4/7/2021	37.45
16144	Tierrasanta Little League	4/7/2021	620.00
16145	Tilghman's Academy of Music	4/7/2021	450.00
16146	Tutor Doctor	4/7/2021	700.00
16147	Wagner's School of Music, LLC	4/7/2021	332.00
16148	White Dragon of East County	4/7/2021	302.00
16149	Wilson Language Training Corp	4/7/2021	221.63
16150	Gracie San Diego, LLC	4/13/2021	109.00
16151	Greene Music Education Center	4/13/2021	294.00
16152	Hope Horse Ranch	4/13/2021	100.00
16153	Tempest Freerunning Academy North County	4/13/2021	875.00
16154	Terry Tsang Optometry	4/13/2021	167.67
16155	949 CO LLC	4/15/2021	5,400.00

Pacific Coast Academy**Check Register****For the period ended April 30, 2021**

Check Number	Vendor Name	Check Date	Check Amount
16156	Academics in a Box Incorporated	4/15/2021	84.90
16157	Alliance Jiu Jitsu San Diego	4/15/2021	1,777.00
16158	Amber E Schreckengaust	4/15/2021	537.00
16159	Angela Van Appelen	4/15/2021	140.00
16160	April Drury Sas	4/15/2021	150.00
16161	April Lipsky	4/15/2021	200.00
16162	Asenza Education YL, LLC	4/15/2021	64.75
16163	At Play Occupational Therapy Services Inc	4/15/2021	750.00
16164	Big Little Ones, LLC	4/15/2021	130.85
16165	BookShark	4/15/2021	2,339.57
16166	CA Productions	4/15/2021	1,350.00
16167	Celeste Silva	4/15/2021	1,120.00
16168	Champion Gymnastics	4/15/2021	3,574.40
16169	CN Eastlake LLC	4/15/2021	338.00
16170	Code Ninjas Rancho Bernardo	4/15/2021	229.00
16171	East County Surf SC	4/15/2021	393.00
16172	Educational Development Corporation	4/15/2021	523.54
16173	Elemental Science	4/15/2021	192.47
16174	Elizabeth Hileman	4/15/2021	811.00
16175	Emma Freed	4/15/2021	277.00
16176	Family Karate	4/15/2021	450.00
16177	Firestorm Freerunning and Acrobatics	4/15/2021	1,615.00
16178	Floaties Swim School	4/15/2021	1,199.00
16179	Frank Velasquez	4/15/2021	1,190.00
16180	Freestyle Martial Arts	4/15/2021	89.50
16181	Fun and Function LLC	4/15/2021	441.78
16182	Gabrina Owen	4/15/2021	127.00
16183	Gracie Jiu Jitsu San Marcos LLC	4/15/2021	137.00
16184	Greene Music Education Center	4/15/2021	147.00
16185	Harmony Ranch Arabians, Inc.	4/15/2021	700.00
16186	Hollywood Music	4/15/2021	311.25
16187	Home Science Tools	4/15/2021	1,142.34
16188	HomeschoolSupercenter.com	4/15/2021	490.46
16189	Honest History Co.	4/15/2021	214.87
16190	HopSkipDrive, Inc.	4/15/2021	2,018.33
16191	Infinity Dance & Performing Arts	4/15/2021	142.00
16192	Inspire School of Ballet	4/15/2021	288.00
16193	Jeffrey Ryan Starkey	4/15/2021	770.00
16194	Jenny Del Greco	4/15/2021	105.00
16195	Johanna Balkowski	4/15/2021	159.00
16196	Jonathan Smith	4/15/2021	10.00
16197	Katrina Dingcong	4/15/2021	200.00

Pacific Coast Academy

Check Register

For the period ended April 30, 2021

Check Number	Vendor Name	Check Date	Check Amount
16198	KB Music	4/15/2021	1,475.00
16199	KiDA	4/15/2021	650.00
16200	Lakeshore	4/15/2021	1,277.33
16201	Le Cirque, Inc.	4/15/2021	180.00
16202	Learning Without Tears	4/15/2021	47.93
16203	Lil' Chef School	4/15/2021	138.00
16204	Little Rascalz Soccer School Inc.	4/15/2021	1,520.00
16205	Mad Science of San Diego	4/15/2021	260.00
16206	Main Street Optometry	4/15/2021	555.00
16207	Mary York	4/15/2021	703.53
16208	Mathnasium of Eastlake	4/15/2021	550.00
16209	Mathnasium Of Rancho San Diego West	4/15/2021	567.00
16210	Matthew Horak	4/15/2021	487.50
16211	Mercurius	4/15/2021	188.13
16212	Mission Valley YMCA	4/15/2021	634.00
16213	Momentum Tutoring	4/15/2021	501.50
16214	Ms Mariah's Music	4/15/2021	1,272.00
16215	MusiKey	4/15/2021	795.57
16216	Mystic Equine	4/15/2021	1,400.00
16217	Nessy Learning LLC	4/15/2021	40.00
16218	Noonan Family Swim School, Inc	4/15/2021	1,522.50
16219	Noonan Family Swim School, Inc.	4/15/2021	507.50
16220	Paper Moon Music	4/15/2021	150.00
16221	Patricia Hebert	4/15/2021	1,830.61
16222	Paul Ciolek	4/15/2021	120.00
16223	Playground Players Productions	4/15/2021	825.00
16224	Power of Leverage Brazilian Jiu Jitsu	4/15/2021	80.00
16225	Ramona Soccer League	4/15/2021	300.00
16226	Rawhide Ranch	4/15/2021	420.00
16227	Ricardo Robledo	4/15/2021	290.00
16228	RJAD, LLC	4/15/2021	395.00
16229	Rock Creek Enrichment Center	4/15/2021	580.00
16230	Samara Rice	4/15/2021	496.00
16231	Samuel Vanderspek	4/15/2021	125.44
16232	San Diego Center for Vision Care - Optometry, P.C.	4/15/2021	1,546.67
16233	San Diego Horse Rentals LLC	4/15/2021	660.00
16234	San Diego Liberal Arts Academy	4/15/2021	350.00
16235	SCEGA Gymnastics	4/15/2021	654.60
16236	School of Rock Otay Ranch	4/15/2021	594.26
16237	Sebesta's Rocking K Ranch	4/15/2021	1,580.00
16238	Segal Speech and Language Therapy	4/15/2021	600.00
16239	Sew O'side	4/15/2021	1,370.00

Pacific Coast Academy**Check Register****For the period ended April 30, 2021**

Check Number	Vendor Name	Check Date	Check Amount
16240	Shirley Stafford	4/15/2021	3,207.83
16241	Singapore Math Inc.	4/15/2021	552.22
16242	Sonya Rosenberg	4/15/2021	480.00
16243	Staump Productions	4/15/2021	285.00
16244	Susan Creswell	4/15/2021	555.00
16245	Suzanne Miller	4/15/2021	1,989.50
16246	TalkBox.Mom	4/15/2021	113.14
16247	Temecula Valley Music for Young Children	4/15/2021	252.94
16248	Terry Tsang Optometry	4/15/2021	503.01
16249	The Lab Creative Arts Studio, Inc.	4/15/2021	Void
16250	The LaunchPad Therapy for Kids	4/15/2021	460.00
16251	Therapeutic Approach to Growth	4/15/2021	420.00
16252	Tilghman's Academy of Music	4/15/2021	140.64
16253	Time4Learning.com	4/15/2021	1,975.40
16254	Toby Wells YMCA	4/15/2021	953.75
16255	Tomoko Yoda-Compilati	4/15/2021	104.00
16256	Trigger Memory Co., LLC	4/15/2021	74.90
16257	USSD of Oceanside	4/15/2021	410.00
16258	Valued Voices	4/15/2021	1,856.25
16259	VIP School of Music	4/15/2021	540.00
16260	Vista Baseball Academy	4/15/2021	350.00
16261	Wagner's School of Music, LLC	4/15/2021	1,889.00
16262	Wagner's School of Music, LLC	4/15/2021	98.00
16263	Walter H. Jimenez	4/15/2021	160.00
16264	Whitebrook Farm	4/15/2021	400.00
16265	Wieser Educational	4/15/2021	53.71
16266	Wilkinson Hadley King & Co. LLP	4/15/2021	1,800.00
16267	WriteAtHome, Inc	4/15/2021	799.00
16268	WriteShop	4/15/2021	131.70
16269	Yiyi Ku	4/15/2021	250.00
16270	The Lab Creative Arts Studio, Inc.	4/15/2021	480.00
16271	Academy of Wrestling	4/21/2021	300.00
16272	Achieve, Inc.	4/21/2021	350.00
16273	Airshine Music School	4/21/2021	1,145.00
16274	Amber E Schreckengaust	4/21/2021	274.00
16275	Angela Aymin	4/21/2021	5,673.90
16276	Apex School of Movement San Diego	4/21/2021	2,929.00
16277	Archery Champs	4/21/2021	780.00
16278	Artskiddoo	4/21/2021	480.00
16279	ASC - Orange County	4/21/2021	5,063.75
16280	Aspire Art Studios	4/21/2021	108.00
16281	Bach To Rock	4/21/2021	672.00

Pacific Coast Academy**Check Register****For the period ended April 30, 2021**

Check Number	Vendor Name	Check Date	Check Amount
16282	Basir Ahad	4/21/2021	2,668.07
16283	Bitsbox	4/21/2021	257.70
16284	Brave Writer, LLC	4/21/2021	375.75
16285	Cadence Dance Project Inc	4/21/2021	655.00
16286	California Music Studios	4/21/2021	269.00
16287	Charlotte Littlehales	4/21/2021	1,389.00
16288	Classi Guitarist In-Home Music Lessons	4/21/2021	1,347.32
16289	Corona Music Center	4/21/2021	278.00
16290	Costa Mesa Math Center LLC	4/21/2021	349.00
16291	Crafty School Crates	4/21/2021	199.21
16292	Dance & Company	4/21/2021	Void
16293	Danielle L. Giambrone	4/21/2021	158.70
16294	Dawn Page	4/21/2021	729.21
16295	Deborah Klak-Amador	4/21/2021	1,228.24
16296	E-Therapy LLC	4/21/2021	1,802.25
16297	East County Surf SC	4/21/2021	494.00
16298	Education.com Holdings, Inc.	4/21/2021	119.99
16299	Educational Development Corporation	4/21/2021	419.30
16300	eDynamic Learning	4/21/2021	23,490.00
16301	Elise Underriter	4/21/2021	68.00
16302	eLuma	4/21/2021	32,272.72
16303	Emily Ence	4/21/2021	60.00
16304	Emma Freed	4/21/2021	3,024.00
16305	Encinitas Karate INC	4/21/2021	964.00
16306	Endeavor Gymnastics	4/21/2021	377.00
16307	Evolution Swim Academy Mission Viejo LLC	4/21/2021	249.00
16308	Floaties Swim School	4/21/2021	1,486.00
16309	Georgia's School of Dance	4/21/2021	384.30
16310	Global Art SoCal LLC	4/21/2021	320.00
16311	Global Teletherapy	4/21/2021	3,079.00
16312	Gracie Barra San Diego	4/21/2021	396.00
16313	Greenwave Surf	4/21/2021	347.00
16314	Hanvey Family Corporation	4/21/2021	540.00
16315	Harbottle Law Group	4/21/2021	5,445.00
16316	Hidden Fox Farm	4/21/2021	425.00
16317	Hollywood Music	4/21/2021	1,505.00
16318	Home Science Tools	4/21/2021	544.20
16319	Infinity Brazilian Jiu Jitsu	4/21/2021	1,294.00
16320	Inspire School of Ballet	4/21/2021	204.89
16321	Inspyr Arts Education LLC	4/21/2021	59.00
16322	Intro 2 Skateboarding	4/21/2021	2,205.00
16323	Ivey Ranch Park	4/21/2021	640.00

Pacific Coast Academy**Check Register****For the period ended April 30, 2021**

Check Number	Vendor Name	Check Date	Check Amount
16324	Jey Bacani Golf, Inc.	4/21/2021	315.00
16325	John Gibbs	4/21/2021	350.00
16326	Joyce M. Garcia	4/21/2021	472.50
16327	Julie Brennan	4/21/2021	2,300.00
16328	K.I.D.S. Therapy Associates, Inc.	4/21/2021	3,016.65
16329	Karin Leonard	4/21/2021	259.50
16330	Kathleen Elliott	4/21/2021	200.00
16331	Kathy Shoemaker	4/21/2021	1,530.00
16332	Kickforce Martial Arts	4/21/2021	414.00
16333	Lakeshore	4/21/2021	2,332.78
16334	Learn to Rip	4/21/2021	720.00
16335	Learning A-Z	4/21/2021	118.00
16336	Learning Ally	4/21/2021	3,569.04
16337	Learning Without Tears	4/21/2021	28.52
16338	Lori Sandground	4/21/2021	558.75
16339	Lossing Enterprises/Mathnasium of La Costa	4/21/2021	350.00
16340	Maestro Performance Products	4/21/2021	539.75
16341	Marcelle Stokes Caratti	4/21/2021	383.00
16342	Margaret Morghen	4/21/2021	1,750.00
16343	Mathnasium Santee	4/21/2021	211.00
16344	Meridian Academy	4/21/2021	1,758.00
16345	Michael Dvoskin	4/21/2021	945.00
16346	Michael Kiyoshi Lim	4/21/2021	400.00
16347	Momentum Tutoring	4/21/2021	238.00
16348	Monart	4/21/2021	130.00
16349	Moving Beyond the Page	4/21/2021	5,890.43
16350	Ms Mariah's Music	4/21/2021	730.00
16351	Murrieta Dance Project	4/21/2021	350.00
16352	Nancy Jurkoic Tutoring	4/21/2021	475.00
16353	NCS Pearson, Inc.	4/21/2021	67.00
16354	Noonan Family Swim School, Inc	4/21/2021	318.75
16355	Noonan Family Swim School, Inc.	4/21/2021	1,422.00
16356	Notion Dance Concepts	4/21/2021	215.00
16357	Oak Meadow Inc	4/21/2021	646.99
16358	Oceanside Gymnastics	4/21/2021	2,195.00
16359	Oceanside Kumon School Power Inc.	4/21/2021	310.00
16360	Ontrack Wellness	4/21/2021	129.00
16361	Paper Moon Music	4/21/2021	130.00
16362	Patrick Hinke	4/21/2021	2,450.00
16363	Paul Ciolek	4/21/2021	400.00
16364	Prodigies	4/21/2021	37.00
16365	Pyle Sims Duncan & Stevenson	4/21/2021	18,887.50

Pacific Coast Academy**Check Register****For the period ended April 30, 2021**

Check Number	Vendor Name	Check Date	Check Amount
16366	Ramona Brazilian Jiu-Jitsu/ MMA	4/21/2021	1,333.00
16367	Rebecca Newell	4/21/2021	4,280.00
16368	Rebecca Zimmer Huber	4/21/2021	722.00
16369	RJAD, LLC	4/21/2021	50.00
16370	Rock Fitness Gym	4/21/2021	100.00
16371	Rubke-Foxworth Music Studio	4/21/2021	240.00
16372	San Diego Center for Vision Care - Optometry, P.C.	4/21/2021	640.00
16373	Sebesta's Rocking K Ranch	4/21/2021	1,900.00
16374	Seven Spears Martial Arts Academy	4/21/2021	147.00
16375	Shuebox Educational Services- Rebecca Shue	4/21/2021	200.00
16376	Singapore Math Inc.	4/21/2021	422.84
16377	Small Talk OC	4/21/2021	600.00
16378	So Cal TTC	4/21/2021	922.65
16379	Solano County Office of Education	4/21/2021	92.86
16380	Staump Productions	4/21/2021	300.00
16381	Swim to Shore	4/21/2021	138.00
16382	Teaching Textbooks	4/21/2021	141.24
16383	The Lampo Group, LLC	4/21/2021	82.29
16384	The Salvation Army KROC Center	4/21/2021	780.00
16385	The San Diego Music and Art Cooperative	4/21/2021	1,470.00
16386	Time4Writing.com	4/21/2021	119.00
16387	Trigger Memory Co., LLC	4/21/2021	72.80
16388	Turnitin, LLC	4/21/2021	3,094.00
16389	Tutorloo, Inc. dba Mathnasium of Seal Beach	4/21/2021	339.00
16390	Wagner's School of Music, LLC	4/21/2021	Void
16391	Watersafe Swim School	4/21/2021	119.00
16392	Waterworks Aquatics	4/21/2021	Void
16393	White Dragon Martial Arts	4/21/2021	1,054.00
16394	YMCA of San Diego County	4/21/2021	913.00
16395	Ziggy's Tutoring	4/21/2021	5,878.95
16396	Dance & Company	4/22/2021	68.00
16397	Dance & Company	4/22/2021	460.00
16398	Wagner's School of Music, LLC	4/22/2021	254.00
16399	Wagner's School of Music, LLC	4/22/2021	326.97
16400	Waterworks Aquatics Carlsbad	4/22/2021	177.00
16401	Voya Financial FBO CalSTRS Pension2	4/23/2021	24,679.09
16402	Voya Financial FBO CalSTRS Pension2	4/23/2021	23,789.50
16406	Amazon Capital Services	4/27/2021	548.68
16407	Kristyn Von Rotz	4/29/2021	6,250.00
16408	Art Studio Pillar	4/30/2021	100.00
16409	Art With Larisse	4/30/2021	3,357.34
16410	Bach To Rock	4/30/2021	168.00

Pacific Coast Academy

Check Register

For the period ended April 30, 2021

Check Number	Vendor Name	Check Date	Check Amount
16411	Beautiful Feet Books, Inc.	4/30/2021	291.01
16412	BookShark	4/30/2021	2,302.62
16413	Brave Writer, LLC	4/30/2021	240.80
16414	California Music Studios	4/30/2021	734.00
16415	California School of Music, LLC	4/30/2021	1,520.00
16416	Champion Gymnastics	4/30/2021	2,485.75
16417	Cindy Warner	4/30/2021	470.00
16418	City of Champions	4/30/2021	370.00
16419	Code Ninjas Rancho Bernardo	4/30/2021	229.00
16420	Corona Dance Academy	4/30/2021	350.00
16421	Educational Development Corporation	4/30/2021	511.99
16422	Elemental Science	4/30/2021	101.19
16423	Glee Music Academy	4/30/2021	928.00
16424	Guo's Elite dba World Elite Gymnastics RSM	4/30/2021	393.50
16425	Hollywood Music	4/30/2021	106.25
16426	Home Science Tools	4/30/2021	383.42
16427	Hope Horse Ranch	4/30/2021	749.27
16428	Inspire School of Ballet	4/30/2021	120.00
16429	JackKris Publishing, LLC	4/30/2021	181.64
16430	JKWInnovations	4/30/2021	2,890.00
16431	Kathryn Lillich	4/30/2021	840.00
16432	Kristen Lee	4/30/2021	60.00
16433	Lakeshore	4/30/2021	931.94
16434	Laurie Capalbo	4/30/2021	180.00
16435	Learning Without Tears	4/30/2021	60.38
16436	Lori Sandground	4/30/2021	300.00
16437	Lorie Susan Suntree	4/30/2021	370.00
16438	Marina Hayes	4/30/2021	2,340.00
16439	Mary C. Roberts	4/30/2021	300.00
16440	Mathnasium of Poway	4/30/2021	1,794.00
16441	Mathnasium Of Rancho San Diego West	4/30/2021	698.00
16442	Mathnasium of Vista	4/30/2021	598.00
16443	Mercurius	4/30/2021	139.50
16444	Mike Slayen	4/30/2021	340.00
16445	Moving Beyond the Page	4/30/2021	28.12
16446	MoxieBox Art, Inc.	4/30/2021	105.81
16447	Ms. Ree Math, LLC	4/30/2021	1,050.00
16448	Murrieta Dance Project	4/30/2021	548.00
16449	MusiKey	4/30/2021	321.10
16450	Noonan Family Swim School, Inc	4/30/2021	588.75
16451	Oak Meadow Inc	4/30/2021	432.49
16452	Oceanside Gymnastics	4/30/2021	455.00

Pacific Coast Academy

Check Register

For the period ended April 30, 2021

Check Number	Vendor Name	Check Date	Check Amount
16453	Oceanside Kumon School Power Inc.	4/30/2021	300.00
16454	Ontrack Wellness	4/30/2021	189.00
16455	Paper Moon Music	4/30/2021	250.00
16456	Pitch Michael	4/30/2021	3,060.00
16457	Rawhide Ranch	4/30/2021	350.00
16458	Redline Athletics 4S Ranch	4/30/2021	952.00
16459	Ruth Rosas	4/30/2021	320.00
16460	San Diego Horse Rentals LLC	4/30/2021	670.00
16461	Sonya Rosenberg	4/30/2021	600.00
16462	TalkBox.Mom	4/30/2021	327.56
16463	Tammi Bueno	4/30/2021	946.55
16464	Teaching Textbooks	4/30/2021	220.48
16465	Temecula Music Teacher, LLC	4/30/2021	400.00
16466	Temecula Valley Music for Young Children	4/30/2021	252.94
16467	The Lampo Group, LLC	4/30/2021	39.80
16468	The Writtenburg Door	4/30/2021	271.50
16469	Tierrasanta Little League	4/30/2021	575.00
16470	Tilghman's Academy of Music	4/30/2021	425.00
16471	Trigger Memory Co., LLC	4/30/2021	48.90
16472	Wagner's School of Music, LLC	4/30/2021	Void
16473	Wagner's School of Music, LLC	4/30/2021	196.00
16474	Walter H. Jimenez	4/30/2021	1,339.12
16475	West Coast Martial Arts Academy	4/30/2021	945.00
16476	Whitebrook Farm	4/30/2021	240.00
16477	Wagner's School of Music, LLC	4/30/2021	695.00
16478	Wagner's School of Music, LLC	4/30/2021	147.00
APPCA0401-200	Charter Impact, Inc.	4/1/2021	59,309.00
APPCA0401-201	Amazon Capital Services	4/1/2021	108.24
APPCA0401-202	Amazon Capital Services	4/1/2021	28.08
APPCA0401-203	Amazon Capital Services	4/1/2021	16.29
APPCA0401-204	Amazon Capital Services	4/1/2021	16.15
APPCA0401-205	Amazon Capital Services	4/1/2021	10.79
APPCA0401-206	Amazon Capital Services	4/1/2021	20.52
APPCA0401-207	Amazon Capital Services	4/1/2021	21.62
APPCA0401-208	Amazon Capital Services	4/1/2021	20.47
APPCA0401-209	Amazon Capital Services	4/1/2021	154.29
APPCA0401-210	Amazon Capital Services	4/1/2021	12.44
APPCA0401-211	Amazon Capital Services	4/1/2021	217.58
APPCA0401-212	Amazon Capital Services	4/1/2021	19.20
APPCA0401-213	Amazon Capital Services	4/1/2021	121.40
APPCA0401-214	Amazon Capital Services	4/1/2021	136.94
APPCA0401-215	Amazon Capital Services	4/1/2021	11.84

Pacific Coast Academy**Check Register****For the period ended April 30, 2021**

Check Number	Vendor Name	Check Date	Check Amount
APPCA0401-216	Amazon Capital Services	4/1/2021	15.91
APPCA0401-217	Amazon Capital Services	4/1/2021	11.83
APPCA0401-218	Amazon Capital Services	4/1/2021	161.60
APPCA0401-219	Amazon Capital Services	4/1/2021	12.98
APPCA0401-220	Amazon Capital Services	4/1/2021	18.09
APPCA0401-221	Amazon Capital Services	4/1/2021	3.24
APPCA0401-222	Amazon Capital Services	4/1/2021	19.52
APPCA0401-223	Amazon Capital Services	4/1/2021	20.84
APPCA0401-224	Amazon Capital Services	4/1/2021	14.50
APPCA0401-225	Amazon Capital Services	4/1/2021	111.05
APPCA0401-226	Amazon Capital Services	4/1/2021	23.87
APPCA0401-227	Amazon Capital Services	4/1/2021	28.76
APPCA0401-228	Amazon Capital Services	4/1/2021	144.21
APPCA0401-229	Amazon Capital Services	4/1/2021	123.32
APPCA0401-230	Amazon Capital Services	4/1/2021	15.06
APPCA0401-231	Amazon Capital Services	4/1/2021	107.90
APPCA0401-232	Amazon Capital Services	4/1/2021	16.21
APPCA0401-233	Amazon Capital Services	4/1/2021	29.07
APPCA0401-234	Amazon Capital Services	4/1/2021	16.30
APPCA0401-235	Amazon Capital Services	4/1/2021	16.09
APPCA0401-236	Amazon Capital Services	4/1/2021	28.52
APPCA0401-237	Amazon Capital Services	4/1/2021	43.86
APPCA0401-238	Amazon Capital Services	4/1/2021	16.14
APPCA0401-239	Amazon Capital Services	4/1/2021	21.50
APPCA0401-240	Amazon Capital Services	4/1/2021	19.14
APPCA0401-241	Amazon Capital Services	4/1/2021	16.68
APPCA0401-242	Amazon Capital Services	4/1/2021	11.38
APPCA0401-243	Amazon Capital Services	4/1/2021	3.63
APPCA0401-244	Amazon Capital Services	4/1/2021	16.26
APPCA0401-245	Amazon Capital Services	4/1/2021	12.92
APPCA0401-246	Amazon Capital Services	4/1/2021	13.67
APPCA0401-247	Amazon Capital Services	4/1/2021	4.95
APPCA0401-248	Amazon Capital Services	4/1/2021	40.91
APPCA0401-249	Amazon Capital Services	4/1/2021	73.59
APPCA0401-250	Amazon Capital Services	4/1/2021	26.93
APPCA0401-251	Amazon Capital Services	4/1/2021	21.64
APPCA0401-252	Amazon Capital Services	4/1/2021	17.95
APPCA0401-253	Amazon Capital Services	4/1/2021	18.63
APPCA0401-254	Amazon Capital Services	4/1/2021	12.09
APPCA0401-255	Amazon Capital Services	4/1/2021	10.89
APPCA0401-256	Amazon Capital Services	4/1/2021	30.20
APPCA0401-257	Amazon Capital Services	4/1/2021	11.63

Pacific Coast Academy**Check Register****For the period ended April 30, 2021**

Check Number	Vendor Name	Check Date	Check Amount
APPCA0401-258	Amazon Capital Services	4/1/2021	170.08
APPCA0401-259	Amazon Capital Services	4/1/2021	18.00
APPCA0401-260	Amazon Capital Services	4/1/2021	115.53
APPCA0401-261	Amazon Capital Services	4/1/2021	101.06
APPCA0401-262	Amazon Capital Services	4/1/2021	11.79
APPCA0401-263	Amazon Capital Services	4/1/2021	101.15
APPCA0401-264	Amazon Capital Services	4/1/2021	19.38
APPCA0401-265	Amazon Capital Services	4/1/2021	3.74
APPCA0401-266	Amazon Capital Services	4/1/2021	99.58
APPCA0401-267	Amazon Capital Services	4/1/2021	175.15
APPCA0401-268	Amazon Capital Services	4/1/2021	47.60
APPCA0401-269	Amazon Capital Services	4/1/2021	18.26
APPCA0401-270	Amazon Capital Services	4/1/2021	4.36
APPCA0401-271	Amazon Capital Services	4/1/2021	18.31
APPCA0401-272	Amazon Capital Services	4/1/2021	11.57
APPCA0401-273	Amazon Capital Services	4/1/2021	8.61
APPCA0401-274	Amazon Capital Services	4/1/2021	7.53
APPCA0401-275	Amazon Capital Services	4/1/2021	53.29
APPCA0401-276	Amazon Capital Services	4/1/2021	47.26
APPCA0401-277	Amazon Capital Services	4/1/2021	32.52
APPCA0401-278	Amazon Capital Services	4/1/2021	53.82
APPCA0401-279	Amazon Capital Services	4/1/2021	42.72
APPCA0401-280	Amazon Capital Services	4/1/2021	7.53
APPCA0401-281	Amazon Capital Services	4/1/2021	13.90
APPCA0401-282	Amazon Capital Services	4/1/2021	6.24
APPCA0401-283	Amazon Capital Services	4/1/2021	129.89
APPCA0401-284	Amazon Capital Services	4/1/2021	89.82
APPCA0401-285	Amazon Capital Services	4/1/2021	153.83
APPCA0401-286	Amazon Capital Services	4/1/2021	23.75
APPCA0401-287	Amazon Capital Services	4/1/2021	121.41
APPCA0401-288	Amazon Capital Services	4/1/2021	123.77
APPCA0401-289	Amazon Capital Services	4/1/2021	11.94
APPCA0401-290	Amazon Capital Services	4/1/2021	65.82
APPCA0401-291	Amazon Capital Services	4/1/2021	6.02
APPCA0401-292	Amazon Capital Services	4/1/2021	13.55
APPCA0401-293	Amazon Capital Services	4/1/2021	43.39
APPCA0401-294	Amazon Capital Services	4/1/2021	7.53
APPCA0401-295	Amazon Capital Services	4/1/2021	7.53
APPCA0401-296	Amazon Capital Services	4/1/2021	8.29
APPCA0401-297	Amazon Capital Services	4/1/2021	22.92
APPCA0401-298	Amazon Capital Services	4/1/2021	80.74
APPCA0401-299	Amazon Capital Services	4/1/2021	35.80

Pacific Coast Academy**Check Register****For the period ended April 30, 2021**

Check Number	Vendor Name	Check Date	Check Amount
APPCA0401-300	Amazon Capital Services	4/1/2021	19.49
APPCA0401-301	Amazon Capital Services	4/1/2021	49.30
APPCA0401-302	Amazon Capital Services	4/1/2021	12.09
APPCA0401-303	Amazon Capital Services	4/1/2021	77.03
APPCA0401-304	Amazon Capital Services	4/1/2021	247.68
APPCA0401-305	Amazon Capital Services	4/1/2021	14.68
APPCA0401-306	Amazon Capital Services	4/1/2021	24.88
APPCA0401-307	Amazon Capital Services	4/1/2021	125.70
APPCA0401-308	Amazon Capital Services	4/1/2021	43.38
APPCA0401-309	Amazon Capital Services	4/1/2021	118.78
APPCA0401-310	Amazon Capital Services	4/1/2021	18.13
APPCA0401-311	Amazon Capital Services	4/1/2021	10.86
APPCA0401-312	Amazon Capital Services	4/1/2021	11.84
APPCA0401-313	Amazon Capital Services	4/1/2021	928.76
APPCA0401-314	Amazon Capital Services	4/1/2021	11.36
APPCA0401-315	Amazon Capital Services	4/1/2021	54.25
APPCA0401-316	Amazon Capital Services	4/1/2021	17.22
APPCA0401-317	Amazon Capital Services	4/1/2021	6.28
APPCA0401-318	Amazon Capital Services	4/1/2021	126.04
APPCA0401-319	Amazon Capital Services	4/1/2021	32.46
APPCA0401-320	Amazon Capital Services	4/1/2021	11.51
APPCA0401-321	Amazon Capital Services	4/1/2021	22.56
APPCA0401-322	Amazon Capital Services	4/1/2021	22.26
APPCA0401-323	Amazon Capital Services	4/1/2021	12.44
APPCA0401-324	Amazon Capital Services	4/1/2021	8.94
APPCA0401-325	Amazon Capital Services	4/1/2021	17.48
APPCA0401-326	Amazon Capital Services	4/1/2021	71.18
APPCA0401-327	Amazon Capital Services	4/1/2021	4.82
APPCA0401-328	Amazon Capital Services	4/1/2021	63.60
APPCA0401-329	Amazon Capital Services	4/1/2021	77.43
APPCA0401-330	Amazon Capital Services	4/1/2021	53.97
APPCA0401-331	Amazon Capital Services	4/1/2021	46.29
APPCA0401-332	Amazon Capital Services	4/1/2021	58.14
APPCA0401-333	Amazon Capital Services	4/1/2021	167.99
APPCA0401-334	Amazon Capital Services	4/1/2021	9.73
APPCA0401-335	Amazon Capital Services	4/1/2021	7.53
APPCA0401-336	Amazon Capital Services	4/1/2021	26.86
APPCA0401-337	Amazon Capital Services	4/1/2021	3.74
APPCA0401-338	Amazon Capital Services	4/1/2021	44.33
APPCA0401-339	Amazon Capital Services	4/1/2021	103.45
APPCA0401-340	Amazon Capital Services	4/1/2021	4.34
APPCA0401-341	Amazon Capital Services	4/1/2021	119.87

Pacific Coast Academy**Check Register****For the period ended April 30, 2021**

Check Number	Vendor Name	Check Date	Check Amount
APPCA0401-342	Amazon Capital Services	4/1/2021	21.35
APPCA0401-343	Amazon Capital Services	4/1/2021	38.07
APPCA0401-344	Amazon Capital Services	4/1/2021	79.43
APPCA0401-345	Amazon Capital Services	4/1/2021	36.27
APPCA0401-346	Amazon Capital Services	4/1/2021	86.98
APPCA0401-347	Amazon Capital Services	4/1/2021	103.55
APPCA0401-348	Amazon Capital Services	4/1/2021	45.14
APPCA0401-349	Amazon Capital Services	4/1/2021	126.50
APPCA0401-350	Amazon Capital Services	4/1/2021	133.75
APPCA0401-351	Amazon Capital Services	4/1/2021	12.27
APPCA0401-352	Amazon Capital Services	4/1/2021	11.65
APPCA0401-353	Amazon Capital Services	4/1/2021	14.42
APPCA0401-354	Amazon Capital Services	4/1/2021	28.81
APPCA0401-355	Amazon Capital Services	4/1/2021	192.88
APPCA0401-356	Amazon Capital Services	4/1/2021	103.97
APPCA0401-357	Amazon Capital Services	4/1/2021	115.72
APPCA0401-358	Amazon Capital Services	4/1/2021	37.85
APPCA0401-359	Amazon Capital Services	4/1/2021	14.42
APPCA0401-360	Amazon Capital Services	4/1/2021	24.40
APPCA0401-361	Amazon Capital Services	4/1/2021	16.23
APPCA0401-362	Amazon Capital Services	4/1/2021	48.44
APPCA0401-363	Amazon Capital Services	4/1/2021	126.50
APPCA0401-364	Amazon Capital Services	4/1/2021	21.54
APPCA0401-365	Amazon Capital Services	4/1/2021	24.89
APPCA0401-366	Amazon Capital Services	4/1/2021	123.46
APPCA0401-367	Amazon Capital Services	4/1/2021	26.08
APPCA0401-368	Amazon Capital Services	4/1/2021	41.92
APPCA0401-369	Amazon Capital Services	4/1/2021	70.16
APPCA0401-370	Amazon Capital Services	4/1/2021	21.68
APPCA0401-371	Amazon Capital Services	4/1/2021	32.99
APPCA0401-372	Amazon Capital Services	4/1/2021	23.24
APPCA0401-373	Amazon Capital Services	4/1/2021	58.19
APPCA0401-374	Amazon Capital Services	4/1/2021	13.45
APPCA0401-375	Amazon Capital Services	4/1/2021	28.61
APPCA0401-376	Amazon Capital Services	4/1/2021	59.25
APPCA0401-377	Amazon Capital Services	4/1/2021	70.66
APPCA0401-378	Amazon Capital Services	4/1/2021	4.84
APPCA0401-379	Amazon Capital Services	4/1/2021	32.22
APPCA0401-380	Amazon Capital Services	4/1/2021	117.07
APPCA0401-381	Amazon Capital Services	4/1/2021	11.83
APPCA0401-382	Amazon Capital Services	4/1/2021	59.97
APPCA0401-383	Amazon Capital Services	4/1/2021	10.39

Pacific Coast Academy**Check Register****For the period ended April 30, 2021**

Check Number	Vendor Name	Check Date	Check Amount
APPCA0401-384	Amazon Capital Services	4/1/2021	38.12
APPCA0401-385	Amazon Capital Services	4/1/2021	11.13
APPCA0401-386	Amazon Capital Services	4/1/2021	101.64
APPCA0401-387	Amazon Capital Services	4/1/2021	12.88
APPCA0401-388	Amazon Capital Services	4/1/2021	109.22
APPCA0401-389	Amazon Capital Services	4/1/2021	11.41
APPCA0401-390	Amazon Capital Services	4/1/2021	11.95
APPCA0401-391	Amazon Capital Services	4/1/2021	16.15
APPCA0401-392	Amazon Capital Services	4/1/2021	18.05
APPCA0401-393	Amazon Capital Services	4/1/2021	17.55
APPCA0401-394	Amazon Capital Services	4/1/2021	105.25
APPCA0401-395	Amazon Capital Services	4/1/2021	122.66
APPCA0401-396	Amazon Capital Services	4/1/2021	11.84
APPCA0401-397	Amazon Capital Services	4/1/2021	11.84
APPCA0401-398	Amazon Capital Services	4/1/2021	18.39
APPCA0401-399	Amazon Capital Services	4/1/2021	10.80
APPCA0401-400	Amazon Capital Services	4/1/2021	17.23
APPCA0401-401	Amazon Capital Services	4/1/2021	18.31
APPCA0401-402	Amazon Capital Services	4/1/2021	11.84
APPCA0401-403	Amazon Capital Services	4/1/2021	22.62
APPCA0401-404	Amazon Capital Services	4/1/2021	7.53
APPCA0401-405	Amazon Capital Services	4/1/2021	8.50
APPCA0401-406	Amazon Capital Services	4/1/2021	9.74
APPCA0401-407	Amazon Capital Services	4/1/2021	144.02
APPCA0401-408	Amazon Capital Services	4/1/2021	53.05
APPCA0401-409	Amazon Capital Services	4/1/2021	46.04
APPCA0401-410	Amazon Capital Services	4/1/2021	18.38
APPCA0401-411	Amazon Capital Services	4/1/2021	30.16
APPCA0401-412	Amazon Capital Services	4/1/2021	11.82
APPCA0401-413	Amazon Capital Services	4/1/2021	63.56
APPCA0401-414	Amazon Capital Services	4/1/2021	66.29
APPCA0401-415	Amazon Capital Services	4/1/2021	6.29
APPCA0401-416	Amazon Capital Services	4/1/2021	68.94
APPCA0401-417	Amazon Capital Services	4/1/2021	47.71
APPCA0401-418	Amazon Capital Services	4/1/2021	57.79
APPCA0401-419	Amazon Capital Services	4/1/2021	53.77
APPCA0401-420	Amazon Capital Services	4/1/2021	65.39
APPCA0401-421	Amazon Capital Services	4/1/2021	6.45
APPCA0401-422	Amazon Capital Services	4/1/2021	36.64
APPCA0401-423	Amazon Capital Services	4/1/2021	95.19
APPCA0401-424	Amazon Capital Services	4/1/2021	5.68
APPCA0401-425	Amazon Capital Services	4/1/2021	12.38

Pacific Coast Academy**Check Register****For the period ended April 30, 2021**

Check Number	Vendor Name	Check Date	Check Amount
APPCA0401-426	Amazon Capital Services	4/1/2021	45.23
APPCA0401-427	Amazon Capital Services	4/1/2021	29.63
APPCA0401-428	Amazon Capital Services	4/1/2021	42.98
APPCA0401-429	Amazon Capital Services	4/1/2021	1.62
APPCA0401-430	Amazon Capital Services	4/1/2021	20.38
APPCA0401-431	Amazon Capital Services	4/1/2021	23.68
APPCA0401-432	Amazon Capital Services	4/1/2021	97.59
APPCA0401-433	Amazon Capital Services	4/1/2021	34.27
APPCA0401-434	Amazon Capital Services	4/1/2021	45.69
APPCA0401-435	Amazon Capital Services	4/1/2021	11.53
APPCA0401-436	Amazon Capital Services	4/1/2021	24.77
APPCA0401-437	Amazon Capital Services	4/1/2021	23.44
APPCA0401-438	Amazon Capital Services	4/1/2021	23.71
APPCA0401-439	Amazon Capital Services	4/1/2021	35.52
APPCA0401-440	Amazon Capital Services	4/1/2021	14.06
APPCA0401-441	Amazon Capital Services	4/1/2021	48.29
APPCA0401-442	Amazon Capital Services	4/1/2021	42.98
APPCA0401-443	Amazon Capital Services	4/1/2021	37.48
APPCA0401-444	Amazon Capital Services	4/1/2021	91.57
APPCA0401-445	Amazon Capital Services	4/1/2021	36.22
APPCA0401-446	Amazon Capital Services	4/1/2021	249.93
APPCA0401-447	Amazon Capital Services	4/1/2021	29.91
APPCA0401-448	Amazon Capital Services	4/1/2021	21.64
APPCA0401-449	Amazon Capital Services	4/1/2021	40.48
APPCA0401-450	Amazon Capital Services	4/1/2021	15.04
APPCA0401-451	Amazon Capital Services	4/1/2021	31.70
APPCA0401-452	Amazon Capital Services	4/1/2021	42.99
APPCA0401-453	Amazon Capital Services	4/1/2021	68.39
APPCA0401-454	Amazon Capital Services	4/1/2021	58.72
APPCA0401-455	Amazon Capital Services	4/1/2021	7.58
APPCA0401-456	Amazon Capital Services	4/1/2021	67.88
APPCA0401-457	Amazon Capital Services	4/1/2021	7.53
APPCA0401-458	Amazon Capital Services	4/1/2021	61.99
APPCA0401-459	Amazon Capital Services	4/1/2021	71.25
APPCA0401-460	Amazon Capital Services	4/1/2021	32.07
APPCA0401-461	Amazon Capital Services	4/1/2021	33.08
APPCA0401-462	Amazon Capital Services	4/1/2021	15.62
APPCA0401-463	Amazon Capital Services	4/1/2021	6.45
APPCA0401-464	Amazon Capital Services	4/1/2021	44.07
APPCA0401-465	Amazon Capital Services	4/1/2021	9.78
APPCA0401-466	Amazon Capital Services	4/1/2021	33.30
APPCA0401-467	Amazon Capital Services	4/1/2021	9.69

Pacific Coast Academy

Check Register

For the period ended April 30, 2021

Check Number	Vendor Name	Check Date	Check Amount
APPCA0401-468	Amazon Capital Services	4/1/2021	71.99
APPCA0401-469	Amazon Capital Services	4/1/2021	89.59
APPCA0401-470	Amazon Capital Services	4/1/2021	94.68
APPCA0401-471	Amazon Capital Services	4/1/2021	135.27
APPCA0401-472	Amazon Capital Services	4/1/2021	63.69
APPCA0401-473	Amazon Capital Services	4/1/2021	11.31
APPCA0401-474	Amazon Capital Services	4/1/2021	32.56
APPCA0401-475	Amazon Capital Services	4/1/2021	67.51
APPCA0401-476	Amazon Capital Services	4/1/2021	31.65
APPCA0401-477	Amazon Capital Services	4/1/2021	107.80
APPCA0401-478	Amazon Capital Services	4/1/2021	15.14
APPCA0401-479	Amazon Capital Services	4/1/2021	12.39
APPCA0401-480	Amazon Capital Services	4/1/2021	121.75
APPCA0401-481	Amazon Capital Services	4/1/2021	111.67
APPCA0401-482	Amazon Capital Services	4/1/2021	110.53
APPCA0401-483	Amazon Capital Services	4/1/2021	58.22
APPCA0401-484	Amazon Capital Services	4/1/2021	9.16
APPCA0401-485	Amazon Capital Services	4/1/2021	21.99
APPCA0401-486	Amazon Capital Services	4/1/2021	21.54
APPCA0401-487	Amazon Capital Services	4/1/2021	9.78
APPCA0401-488	Amazon Capital Services	4/1/2021	132.20
APPCA0401-489	Amazon Capital Services	4/1/2021	66.75
APPCA0401-490	Amazon Capital Services	4/1/2021	25.04
APPCA0401-491	Amazon Capital Services	4/1/2021	4.36
APPCA0401-492	Amazon Capital Services	4/1/2021	106.44
APPCA0401-493	Amazon Capital Services	4/1/2021	43.55
APPCA0401-494	Amazon Capital Services	4/1/2021	104.76
APPCA0401-495	Amazon Capital Services	4/1/2021	11.84
APPCA0401-496	Amazon Capital Services	4/1/2021	18.05
APPCA0401-497	Amazon Capital Services	4/1/2021	11.45
APPCA0401-498	Amazon Capital Services	4/1/2021	84.02
APPCA0401-499	Amazon Capital Services	4/1/2021	11.46
APPCA0401-500	Amazon Capital Services	4/1/2021	18.58
APPCA0402-401	Amazon Capital Services	4/2/2021	22.18
APPCA0402-402	Amazon Capital Services	4/2/2021	11.37
APPCA0402-403	Amazon Capital Services	4/2/2021	12.93
APPCA0402-404	Amazon Capital Services	4/2/2021	20.02
APPCA0402-405	Amazon Capital Services	4/2/2021	11.90
APPCA0402-406	Amazon Capital Services	4/2/2021	15.07
APPCA0402-407	Amazon Capital Services	4/2/2021	17.60
APPCA0402-408	Amazon Capital Services	4/2/2021	13.49
APPCA0402-409	Amazon Capital Services	4/2/2021	127.38

Pacific Coast Academy**Check Register****For the period ended April 30, 2021**

Check Number	Vendor Name	Check Date	Check Amount
APPCA0402-410	Amazon Capital Services	4/2/2021	28.79
APPCA0402-411	Amazon Capital Services	4/2/2021	28.08
APPCA0402-412	Amazon Capital Services	4/2/2021	17.77
APPCA0402-413	Amazon Capital Services	4/2/2021	21.38
APPCA0402-414	Amazon Capital Services	4/2/2021	14.86
APPCA0402-415	Amazon Capital Services	4/2/2021	138.93
APPCA0402-416	Amazon Capital Services	4/2/2021	16.31
APPCA0402-417	Amazon Capital Services	4/2/2021	12.91
APPCA0402-418	Amazon Capital Services	4/2/2021	17.00
APPCA0402-419	Amazon Capital Services	4/2/2021	31.06
APPCA0402-420	Amazon Capital Services	4/2/2021	11.71
APPCA0402-421	Amazon Capital Services	4/2/2021	23.56
APPCA0402-422	Amazon Capital Services	4/2/2021	33.68
APPCA0402-423	Amazon Capital Services	4/2/2021	31.15
APPCA0402-424	Amazon Capital Services	4/2/2021	23.44
APPCA0402-425	Amazon Capital Services	4/2/2021	17.12
APPCA0402-426	Amazon Capital Services	4/2/2021	17.92
APPCA0402-427	Amazon Capital Services	4/2/2021	17.22
APPCA0402-428	Amazon Capital Services	4/2/2021	16.96
APPCA0402-429	Amazon Capital Services	4/2/2021	20.42
APPCA0402-430	Amazon Capital Services	4/2/2021	14.91
APPCA0402-431	Amazon Capital Services	4/2/2021	19.29
APPCA0402-432	Amazon Capital Services	4/2/2021	28.70
APPCA0402-433	Amazon Capital Services	4/2/2021	10.76
APPCA0402-434	Amazon Capital Services	4/2/2021	31.34
APPCA0402-435	Amazon Capital Services	4/2/2021	12.88
APPCA0402-436	Amazon Capital Services	4/2/2021	22.43
APPCA0402-437	Amazon Capital Services	4/2/2021	15.07
APPCA0402-438	Amazon Capital Services	4/2/2021	128.22
APPCA0402-439	Amazon Capital Services	4/2/2021	19.43
APPCA0402-440	Amazon Capital Services	4/2/2021	29.23
APPCA0402-441	Amazon Capital Services	4/2/2021	10.98
APPCA0402-442	Amazon Capital Services	4/2/2021	24.06
APPCA0402-443	Amazon Capital Services	4/2/2021	16.16
APPCA0402-444	Amazon Capital Services	4/2/2021	119.36
APPCA0402-445	Amazon Capital Services	4/2/2021	21.10
APPCA0402-446	Amazon Capital Services	4/2/2021	29.14
APPCA0402-447	Amazon Capital Services	4/2/2021	12.88
APPCA0402-448	Amazon Capital Services	4/2/2021	20.94
APPCA0402-449	Amazon Capital Services	4/2/2021	191.74
APPCA0402-450	Amazon Capital Services	4/2/2021	20.47
APPCA0402-451	Amazon Capital Services	4/2/2021	10.76

Pacific Coast Academy

Check Register

For the period ended April 30, 2021

Check Number	Vendor Name	Check Date	Check Amount
APPCA0402-452	Amazon Capital Services	4/2/2021	54.61
APPCA0402-453	Amazon Capital Services	4/2/2021	2.47
APPCA0402-454	Amazon Capital Services	4/2/2021	30.04
APPCA0402-455	Amazon Capital Services	4/2/2021	23.91
APPCA0402-456	Amazon Capital Services	4/2/2021	28.17
APPCA0402-457	Amazon Capital Services	4/2/2021	12.55
APPCA0402-458	Amazon Capital Services	4/2/2021	30.17
APPCA0402-459	Amazon Capital Services	4/2/2021	23.66
APPCA0402-460	Amazon Capital Services	4/2/2021	14.50
APPCA0402-461	Amazon Capital Services	4/2/2021	149.72
APPCA0402-462	Amazon Capital Services	4/2/2021	18.26
APPCA0402-463	Amazon Capital Services	4/2/2021	15.41
APPCA0402-464	Amazon Capital Services	4/2/2021	142.99
APPCA0402-465	Amazon Capital Services	4/2/2021	47.87
APPCA0402-466	Amazon Capital Services	4/2/2021	21.58
APPCA0402-467	Amazon Capital Services	4/2/2021	15.91
APPCA0402-468	Amazon Capital Services	4/2/2021	22.60
APPCA0402-469	Amazon Capital Services	4/2/2021	18.54
APPCA0402-470	Amazon Capital Services	4/2/2021	23.26
APPCA0402-471	Amazon Capital Services	4/2/2021	3.76
APPCA0402-472	Amazon Capital Services	4/2/2021	15.48
APPCA0402-473	Amazon Capital Services	4/2/2021	20.02
APPCA0402-474	Amazon Capital Services	4/2/2021	17.51
APPCA0402-475	Amazon Capital Services	4/2/2021	17.55
APPCA0402-476	Amazon Capital Services	4/2/2021	10.13
APPCA0402-477	Amazon Capital Services	4/2/2021	11.80
APPCA0402-478	Amazon Capital Services	4/2/2021	10.81
APPCA0402-479	Amazon Capital Services	4/2/2021	18.82
APPCA0402-480	Amazon Capital Services	4/2/2021	27.38
APPCA0402-481	Amazon Capital Services	4/2/2021	21.50
APPCA0402-482	Amazon Capital Services	4/2/2021	21.59
APPCA0402-483	Amazon Capital Services	4/2/2021	12.92
APPCA0402-484	Amazon Capital Services	4/2/2021	10.76
APPCA0402-485	Amazon Capital Services	4/2/2021	23.80
APPCA0402-486	Amazon Capital Services	4/2/2021	21.54
APPCA0402-487	Amazon Capital Services	4/2/2021	280.12
APPCA0402-488	Amazon Capital Services	4/2/2021	22.62
APPCA0402-489	Amazon Capital Services	4/2/2021	29.84
APPCA0402-490	Amazon Capital Services	4/2/2021	14.97
APPCA0402-491	Amazon Capital Services	4/2/2021	21.41
APPCA0402-492	Amazon Capital Services	4/2/2021	20.51
APPCA0402-493	Amazon Capital Services	4/2/2021	28.55

Pacific Coast Academy**Check Register****For the period ended April 30, 2021**

Check Number	Vendor Name	Check Date	Check Amount
APPCA0402-494	Amazon Capital Services	4/2/2021	13.13
APPCA0402-495	Amazon Capital Services	4/2/2021	136.66
APPCA0402-496	Amazon Capital Services	4/2/2021	22.23
APPCA0402-497	Amazon Capital Services	4/2/2021	2.10
APPCA0402-498	Amazon Capital Services	4/2/2021	31.24
APPCA0402-499	Amazon Capital Services	4/2/2021	16.29
APPCA0402-500	Amazon Capital Services	4/2/2021	117.53
APPCA0402-501	Amazon Capital Services	4/2/2021	24.29
APPCA0402-502	Amazon Capital Services	4/2/2021	16.93
APPCA0402-503	Amazon Capital Services	4/2/2021	23.44
APPCA0402-504	Amazon Capital Services	4/2/2021	19.43
APPCA0402-505	Amazon Capital Services	4/2/2021	12.55
APPCA0402-506	Amazon Capital Services	4/2/2021	10.48
APPCA0402-507	Amazon Capital Services	4/2/2021	21.50
APPCA0402-508	Amazon Capital Services	4/2/2021	12.90
APPCA0402-509	Amazon Capital Services	4/2/2021	21.74
APPCA0402-510	Amazon Capital Services	4/2/2021	28.78
APPCA0402-511	Amazon Capital Services	4/2/2021	12.59
APPCA0402-512	Amazon Capital Services	4/2/2021	163.16
APPCA0402-513	Amazon Capital Services	4/2/2021	14.75
APPCA0402-514	Amazon Capital Services	4/2/2021	144.46
APPCA0402-515	Amazon Capital Services	4/2/2021	14.96
APPCA0402-516	Amazon Capital Services	4/2/2021	10.43
APPCA0402-517	Amazon Capital Services	4/2/2021	19.75
APPCA0402-518	Amazon Capital Services	4/2/2021	15.28
APPCA0402-519	Amazon Capital Services	4/2/2021	21.74
APPCA0402-520	Amazon Capital Services	4/2/2021	10.19
APPCA0402-521	Amazon Capital Services	4/2/2021	17.22
APPCA0402-522	Amazon Capital Services	4/2/2021	21.12
APPCA0402-523	Amazon Capital Services	4/2/2021	162.36
APPCA0402-524	Amazon Capital Services	4/2/2021	23.69
APPCA0402-525	Amazon Capital Services	4/2/2021	215.38
APPCA0402-526	Amazon Capital Services	4/2/2021	20.46
APPCA0402-527	Amazon Capital Services	4/2/2021	23.69
APPCA0402-528	Amazon Capital Services	4/2/2021	11.08
APPCA0402-529	Amazon Capital Services	4/2/2021	24.15
APPCA0402-530	Amazon Capital Services	4/2/2021	47.33
APPCA0402-531	Amazon Capital Services	4/2/2021	14.00
APPCA0402-532	Amazon Capital Services	4/2/2021	14.55
APPCA0402-533	Amazon Capital Services	4/2/2021	3.35
APPCA0402-534	Amazon Capital Services	4/2/2021	30.16
APPCA0402-535	Amazon Capital Services	4/2/2021	28.93

Pacific Coast Academy**Check Register****For the period ended April 30, 2021**

Check Number	Vendor Name	Check Date	Check Amount
APPCA0402-536	Amazon Capital Services	4/2/2021	19.08
APPCA0402-537	Amazon Capital Services	4/2/2021	14.47
APPCA0402-538	Amazon Capital Services	4/2/2021	11.90
APPCA0402-539	Amazon Capital Services	4/2/2021	14.57
APPCA0402-540	Amazon Capital Services	4/2/2021	16.11
APPCA0402-541	Amazon Capital Services	4/2/2021	19.42
APPCA0402-542	Amazon Capital Services	4/2/2021	24.15
APPCA0402-543	Amazon Capital Services	4/2/2021	31.24
APPCA0402-544	Amazon Capital Services	4/2/2021	22.63
APPCA0402-545	Amazon Capital Services	4/2/2021	125.57
APPCA0402-546	Amazon Capital Services	4/2/2021	16.11
APPCA0402-547	Amazon Capital Services	4/2/2021	20.88
APPCA0402-548	Amazon Capital Services	4/2/2021	21.61
APPCA0402-549	Amazon Capital Services	4/2/2021	19.38
APPCA0402-550	Amazon Capital Services	4/2/2021	12.89
APPCA0402-551	Amazon Capital Services	4/2/2021	30.05
APPCA0402-552	Amazon Capital Services	4/2/2021	12.98
APPCA0402-553	Amazon Capital Services	4/2/2021	28.04
APPCA0402-554	Amazon Capital Services	4/2/2021	21.00
APPCA0402-555	Amazon Capital Services	4/2/2021	18.67
APPCA0402-556	Amazon Capital Services	4/2/2021	10.75
APPCA0402-557	Amazon Capital Services	4/2/2021	20.46
APPCA0402-558	Amazon Capital Services	4/2/2021	21.61
APPCA0402-559	Amazon Capital Services	4/2/2021	11.95
APPCA0402-560	Amazon Capital Services	4/2/2021	16.15
APPCA0402-561	Amazon Capital Services	4/2/2021	11.84
APPCA0402-562	Amazon Capital Services	4/2/2021	60.32
APPCA0402-563	Amazon Capital Services	4/2/2021	301.69
APPCA0402-564	Amazon Capital Services	4/2/2021	16.91
APPCA0402-565	Amazon Capital Services	4/2/2021	12.92
APPCA0402-566	Amazon Capital Services	4/2/2021	43.07
APPCA0402-567	Amazon Capital Services	4/2/2021	19.98
APPCA0402-568	Amazon Capital Services	4/2/2021	22.05
APPCA0402-569	Amazon Capital Services	4/2/2021	11.84
APPCA0402-570	Amazon Capital Services	4/2/2021	15.07
APPCA0402-571	Amazon Capital Services	4/2/2021	15.07
APPCA0402-572	Amazon Capital Services	4/2/2021	19.58
APPCA0402-573	Amazon Capital Services	4/2/2021	14.13
APPCA0402-574	Amazon Capital Services	4/2/2021	21.54
APPCA0402-575	Amazon Capital Services	4/2/2021	18.00
APPCA0402-576	Amazon Capital Services	4/2/2021	108.29
APPCA0402-577	Amazon Capital Services	4/2/2021	15.92

Pacific Coast Academy**Check Register****For the period ended April 30, 2021**

Check Number	Vendor Name	Check Date	Check Amount
APPCA0402-578	Amazon Capital Services	4/2/2021	16.29
APPCA0402-579	Amazon Capital Services	4/2/2021	30.57
APPCA0402-580	Amazon Capital Services	4/2/2021	17.13
APPCA0402-581	Amazon Capital Services	4/2/2021	17.81
APPCA0402-582	Amazon Capital Services	4/2/2021	24.03
APPCA0402-583	Amazon Capital Services	4/2/2021	10.32
APPCA0402-584	Amazon Capital Services	4/2/2021	12.54
APPCA0402-585	Amazon Capital Services	4/2/2021	15.94
APPCA0402-586	Amazon Capital Services	4/2/2021	28.05
APPCA0402-587	Amazon Capital Services	4/2/2021	10.76
APPCA0402-588	Amazon Capital Services	4/2/2021	156.01
APPCA0402-589	Amazon Capital Services	4/2/2021	10.76
APPCA0402-590	Amazon Capital Services	4/2/2021	17.08
APPCA0402-591	Amazon Capital Services	4/2/2021	29.19
APPCA0402-592	Amazon Capital Services	4/2/2021	21.64
APPCA0402-593	Amazon Capital Services	4/2/2021	29.03
APPCA0402-594	Amazon Capital Services	4/2/2021	13.49
APPCA0402-595	Amazon Capital Services	4/2/2021	22.55
APPCA0402-596	Amazon Capital Services	4/2/2021	15.19
APPCA0402-597	Amazon Capital Services	4/2/2021	27.97
APPCA0402-598	Amazon Capital Services	4/2/2021	20.81
APPCA0402-599	Amazon Capital Services	4/2/2021	12.96
APPCA0402-600	Amazon Capital Services	4/2/2021	11.73
APPCA0402-601	Amazon Capital Services	4/2/2021	12.60
APPCA0402-602	Amazon Capital Services	4/2/2021	17.39
APPCA0402-603	Amazon Capital Services	4/2/2021	22.61
APPCA0402-604	Amazon Capital Services	4/2/2021	22.60
APPCA0402-605	Amazon Capital Services	4/2/2021	20.46
APPCA0406-1000	Amazon Capital Services	4/6/2021	7.48
APPCA0406-1001	Amazon Capital Services	4/6/2021	7.53
APPCA0406-1002	Amazon Capital Services	4/6/2021	7.53
APPCA0406-1003	Amazon Capital Services	4/6/2021	43.42
APPCA0406-1004	Amazon Capital Services	4/6/2021	62.34
APPCA0406-1005	Amazon Capital Services	4/6/2021	32.31
APPCA0406-1006	Amazon Capital Services	4/6/2021	51.39
APPCA0406-1007	Amazon Capital Services	4/6/2021	32.27
APPCA0406-1008	Amazon Capital Services	4/6/2021	78.58
APPCA0406-1009	Amazon Capital Services	4/6/2021	13.41
APPCA0406-1010	Amazon Capital Services	4/6/2021	10.73
APPCA0406-1011	Amazon Capital Services	4/6/2021	7.03
APPCA0406-1012	Amazon Capital Services	4/6/2021	48.29
APPCA0406-1013	Amazon Capital Services	4/6/2021	51.31

Pacific Coast Academy

Check Register

For the period ended April 30, 2021

Check Number	Vendor Name	Check Date	Check Amount
APPCA0406-1014	Amazon Capital Services	4/6/2021	50.03
APPCA0406-1015	Amazon Capital Services	4/6/2021	26.76
APPCA0406-1016	Amazon Capital Services	4/6/2021	49.55
APPCA0406-1017	Amazon Capital Services	4/6/2021	69.68
APPCA0406-1018	Amazon Capital Services	4/6/2021	8.39
APPCA0406-1019	Amazon Capital Services	4/6/2021	5.99
APPCA0406-1020	Amazon Capital Services	4/6/2021	31.76
APPCA0406-1021	Amazon Capital Services	4/6/2021	26.40
APPCA0406-1022	Amazon Capital Services	4/6/2021	34.41
APPCA0406-1023	Amazon Capital Services	4/6/2021	8.56
APPCA0406-1024	Amazon Capital Services	4/6/2021	46.44
APPCA0406-1025	Amazon Capital Services	4/6/2021	48.33
APPCA0406-1026	Amazon Capital Services	4/6/2021	75.95
APPCA0406-1027	Amazon Capital Services	4/6/2021	44.36
APPCA0406-1028	Amazon Capital Services	4/6/2021	75.76
APPCA0406-1029	Amazon Capital Services	4/6/2021	48.32
APPCA0406-1030	Amazon Capital Services	4/6/2021	9.69
APPCA0406-1031	Amazon Capital Services	4/6/2021	78.30
APPCA0406-1032	Amazon Capital Services	4/6/2021	32.13
APPCA0406-1033	Amazon Capital Services	4/6/2021	8.07
APPCA0406-1034	Amazon Capital Services	4/6/2021	25.83
APPCA0406-1035	Amazon Capital Services	4/6/2021	16.15
APPCA0406-1036	Amazon Capital Services	4/6/2021	86.18
APPCA0406-1037	Amazon Capital Services	4/6/2021	66.43
APPCA0406-1038	Amazon Capital Services	4/6/2021	7.51
APPCA0406-1039	Amazon Capital Services	4/6/2021	76.75
APPCA0406-1040	Amazon Capital Services	4/6/2021	64.54
APPCA0406-1041	Amazon Capital Services	4/6/2021	46.31
APPCA0406-1042	Amazon Capital Services	4/6/2021	34.41
APPCA0406-1043	Amazon Capital Services	4/6/2021	45.23
APPCA0406-1044	Amazon Capital Services	4/6/2021	4.19
APPCA0406-1045	Amazon Capital Services	4/6/2021	9.89
APPCA0406-1046	Amazon Capital Services	4/6/2021	53.52
APPCA0406-1047	Amazon Capital Services	4/6/2021	88.17
APPCA0406-1048	Amazon Capital Services	4/6/2021	65.15
APPCA0406-1049	Amazon Capital Services	4/6/2021	36.93
APPCA0406-1050	Amazon Capital Services	4/6/2021	48.07
APPCA0406-1051	Amazon Capital Services	4/6/2021	65.72
APPCA0406-1052	Amazon Capital Services	4/6/2021	25.68
APPCA0406-1053	Amazon Capital Services	4/6/2021	51.94
APPCA0406-1054	Amazon Capital Services	4/6/2021	70.04
APPCA0406-1055	Amazon Capital Services	4/6/2021	24.77

Pacific Coast Academy

Check Register

For the period ended April 30, 2021

Check Number	Vendor Name	Check Date	Check Amount
APPCA0406-1056	Amazon Capital Services	4/6/2021	70.41
APPCA0406-1057	Amazon Capital Services	4/6/2021	53.82
APPCA0406-1058	Amazon Capital Services	4/6/2021	42.14
APPCA0406-1059	Amazon Capital Services	4/6/2021	6.51
APPCA0406-1060	Amazon Capital Services	4/6/2021	8.57
APPCA0406-1061	Amazon Capital Services	4/6/2021	39.98
APPCA0406-1062	Amazon Capital Services	4/6/2021	23.80
APPCA0406-1063	Amazon Capital Services	4/6/2021	26.93
APPCA0406-1064	Amazon Capital Services	4/6/2021	63.86
APPCA0406-1065	Amazon Capital Services	4/6/2021	71.01
APPCA0406-1066	Amazon Capital Services	4/6/2021	45.59
APPCA0406-1067	Amazon Capital Services	4/6/2021	45.02
APPCA0406-1068	Amazon Capital Services	4/6/2021	203.33
APPCA0406-1069	Amazon Capital Services	4/6/2021	26.93
APPCA0406-1070	Amazon Capital Services	4/6/2021	266.54
APPCA0406-1071	Amazon Capital Services	4/6/2021	31.84
APPCA0406-1072	Amazon Capital Services	4/6/2021	32.43
APPCA0406-1073	Amazon Capital Services	4/6/2021	88.72
APPCA0406-1074	Amazon Capital Services	4/6/2021	5.68
APPCA0406-1075	Amazon Capital Services	4/6/2021	53.85
APPCA0406-1076	Amazon Capital Services	4/6/2021	32.33
APPCA0406-1077	Amazon Capital Services	4/6/2021	96.99
APPCA0406-1078	Amazon Capital Services	4/6/2021	7.53
APPCA0406-1079	Amazon Capital Services	4/6/2021	63.03
APPCA0406-1080	Amazon Capital Services	4/6/2021	69.89
APPCA0406-1081	Amazon Capital Services	4/6/2021	4.34
APPCA0406-1082	Amazon Capital Services	4/6/2021	64.85
APPCA0406-1083	Amazon Capital Services	4/6/2021	63.15
APPCA0406-1084	Amazon Capital Services	4/6/2021	32.04
APPCA0406-1085	Amazon Capital Services	4/6/2021	26.93
APPCA0406-1086	Amazon Capital Services	4/6/2021	90.17
APPCA0406-1087	Amazon Capital Services	4/6/2021	76.45
APPCA0406-1088	Amazon Capital Services	4/6/2021	64.59
APPCA0406-1089	Amazon Capital Services	4/6/2021	56.58
APPCA0406-1090	Amazon Capital Services	4/6/2021	39.85
APPCA0406-1091	Amazon Capital Services	4/6/2021	26.92
APPCA0406-1092	Amazon Capital Services	4/6/2021	86.20
APPCA0406-1093	Amazon Capital Services	4/6/2021	25.97
APPCA0406-1094	Amazon Capital Services	4/6/2021	5.38
APPCA0406-1095	Amazon Capital Services	4/6/2021	57.86
APPCA0406-1096	Amazon Capital Services	4/6/2021	7.60
APPCA0406-1097	Amazon Capital Services	4/6/2021	32.37

Pacific Coast Academy**Check Register****For the period ended April 30, 2021**

Check Number	Vendor Name	Check Date	Check Amount
APPCA0406-1098	Amazon Capital Services	4/6/2021	66.03
APPCA0406-1099	Amazon Capital Services	4/6/2021	86.68
APPCA0406-1100	Amazon Capital Services	4/6/2021	52.16
APPCA0406-1101	Amazon Capital Services	4/6/2021	41.04
APPCA0406-1102	Amazon Capital Services	4/6/2021	71.10
APPCA0406-1103	Amazon Capital Services	4/6/2021	27.02
APPCA0406-1104	Amazon Capital Services	4/6/2021	59.26
APPCA0406-1105	Amazon Capital Services	4/6/2021	34.67
APPCA0406-1106	Amazon Capital Services	4/6/2021	64.38
APPCA0406-1107	Amazon Capital Services	4/6/2021	49.88
APPCA0406-1108	Amazon Capital Services	4/6/2021	37.70
APPCA0406-1109	Amazon Capital Services	4/6/2021	45.75
APPCA0406-1110	Amazon Capital Services	4/6/2021	48.44
APPCA0406-1111	Amazon Capital Services	4/6/2021	33.37
APPCA0406-1112	Amazon Capital Services	4/6/2021	33.66
APPCA0406-1113	Amazon Capital Services	4/6/2021	27.18
APPCA0406-1114	Amazon Capital Services	4/6/2021	71.07
APPCA0406-1115	Amazon Capital Services	4/6/2021	37.70
APPCA0406-1116	Amazon Capital Services	4/6/2021	70.45
APPCA0406-1117	Amazon Capital Services	4/6/2021	46.69
APPCA0406-1118	Amazon Capital Services	4/6/2021	9.21
APPCA0406-1119	Amazon Capital Services	4/6/2021	27.55
APPCA0406-1120	Amazon Capital Services	4/6/2021	45.18
APPCA0406-1121	Amazon Capital Services	4/6/2021	6.73
APPCA0406-1122	Amazon Capital Services	4/6/2021	10.76
APPCA0406-1123	Amazon Capital Services	4/6/2021	61.86
APPCA0406-1124	Amazon Capital Services	4/6/2021	43.58
APPCA0406-1125	Amazon Capital Services	4/6/2021	74.17
APPCA0406-1126	Amazon Capital Services	4/6/2021	3.93
APPCA0406-1127	Amazon Capital Services	4/6/2021	54.20
APPCA0406-1128	Amazon Capital Services	4/6/2021	61.77
APPCA0406-1129	Amazon Capital Services	4/6/2021	29.08
APPCA0406-1130	Amazon Capital Services	4/6/2021	53.08
APPCA0406-1131	Amazon Capital Services	4/6/2021	25.80
APPCA0406-1132	Amazon Capital Services	4/6/2021	24.63
APPCA0406-1133	Amazon Capital Services	4/6/2021	64.63
APPCA0406-1134	Amazon Capital Services	4/6/2021	62.67
APPCA0406-1135	Amazon Capital Services	4/6/2021	4.86
APPCA0406-1136	Amazon Capital Services	4/6/2021	35.78
APPCA0406-1137	Amazon Capital Services	4/6/2021	22.68
APPCA0406-1138	Amazon Capital Services	4/6/2021	17.33
APPCA0406-1139	Amazon Capital Services	4/6/2021	46.85

Pacific Coast Academy

Check Register

For the period ended April 30, 2021

Check Number	Vendor Name	Check Date	Check Amount
APPCA0406-1140	Amazon Capital Services	4/6/2021	36.63
APPCA0406-1141	Amazon Capital Services	4/6/2021	51.64
APPCA0406-1142	Amazon Capital Services	4/6/2021	9.73
APPCA0406-1143	Amazon Capital Services	4/6/2021	53.86
APPCA0406-1144	Amazon Capital Services	4/6/2021	66.88
APPCA0406-1145	Amazon Capital Services	4/6/2021	38.96
APPCA0406-1146	Amazon Capital Services	4/6/2021	24.77
APPCA0406-1147	Amazon Capital Services	4/6/2021	32.61
APPCA0406-1148	Amazon Capital Services	4/6/2021	96.96
APPCA0406-1149	Amazon Capital Services	4/6/2021	39.87
APPCA0406-1150	Amazon Capital Services	4/6/2021	44.91
APPCA0406-1151	Amazon Capital Services	4/6/2021	39.71
APPCA0406-1152	Amazon Capital Services	4/6/2021	8.02
APPCA0406-1153	Amazon Capital Services	4/6/2021	26.93
APPCA0406-1154	Amazon Capital Services	4/6/2021	6.97
APPCA0406-1155	Amazon Capital Services	4/6/2021	26.55
APPCA0406-1156	Amazon Capital Services	4/6/2021	26.88
APPCA0406-1157	Amazon Capital Services	4/6/2021	7.52
APPCA0406-1158	Amazon Capital Services	4/6/2021	48.18
APPCA0406-1159	Amazon Capital Services	4/6/2021	10.98
APPCA0406-1160	Amazon Capital Services	4/6/2021	68.29
APPCA0406-1161	Amazon Capital Services	4/6/2021	50.36
APPCA0406-1162	Amazon Capital Services	4/6/2021	55.75
APPCA0406-1163	Amazon Capital Services	4/6/2021	81.87
APPCA0406-1164	Amazon Capital Services	4/6/2021	51.88
APPCA0406-1165	Amazon Capital Services	4/6/2021	38.15
APPCA0406-1166	Amazon Capital Services	4/6/2021	65.17
APPCA0406-1167	Amazon Capital Services	4/6/2021	72.17
APPCA0406-1168	Amazon Capital Services	4/6/2021	36.53
APPCA0406-1169	Amazon Capital Services	4/6/2021	8.61
APPCA0406-1170	Amazon Capital Services	4/6/2021	6.48
APPCA0406-1171	Amazon Capital Services	4/6/2021	40.14
APPCA0406-1172	Amazon Capital Services	4/6/2021	36.59
APPCA0406-1173	Amazon Capital Services	4/6/2021	43.06
APPCA0406-1174	Amazon Capital Services	4/6/2021	5.38
APPCA0406-1175	Amazon Capital Services	4/6/2021	32.45
APPCA0406-1176	Amazon Capital Services	4/6/2021	38.39
APPCA0406-1177	Amazon Capital Services	4/6/2021	36.86
APPCA0406-1178	Amazon Capital Services	4/6/2021	31.75
APPCA0406-1179	Amazon Capital Services	4/6/2021	8.65
APPCA0406-1180	Amazon Capital Services	4/6/2021	38.63
APPCA0406-1181	Amazon Capital Services	4/6/2021	5.16

Pacific Coast Academy**Check Register****For the period ended April 30, 2021**

Check Number	Vendor Name	Check Date	Check Amount
APPCA0406-1182	Amazon Capital Services	4/6/2021	42.55
APPCA0406-1183	Amazon Capital Services	4/6/2021	26.55
APPCA0406-1184	Amazon Capital Services	4/6/2021	44.05
APPCA0406-1185	Amazon Capital Services	4/6/2021	9.47
APPCA0406-1186	Amazon Capital Services	4/6/2021	56.52
APPCA0406-1187	Amazon Capital Services	4/6/2021	23.80
APPCA0406-1188	Amazon Capital Services	4/6/2021	7.32
APPCA0406-1189	Amazon Capital Services	4/6/2021	4.88
APPCA0406-1190	Amazon Capital Services	4/6/2021	8.61
APPCA0406-1191	Amazon Capital Services	4/6/2021	46.33
APPCA0406-1192	Amazon Capital Services	4/6/2021	57.14
APPCA0406-1193	Amazon Capital Services	4/6/2021	55.80
APPCA0406-1194	Amazon Capital Services	4/6/2021	103.80
APPCA0406-1195	Amazon Capital Services	4/6/2021	32.54
APPCA0406-1196	Amazon Capital Services	4/6/2021	53.94
APPCA0406-1197	Amazon Capital Services	4/6/2021	37.70
APPCA0406-1198	Amazon Capital Services	4/6/2021	101.27
APPCA0406-1199	Amazon Capital Services	4/6/2021	9.64
APPCA0406-1200	Amazon Capital Services	4/6/2021	47.94
APPCA0406-1201	Amazon Capital Services	4/6/2021	65.51
APPCA0406-1202	Amazon Capital Services	4/6/2021	71.10
APPCA0406-1203	Amazon Capital Services	4/6/2021	37.42
APPCA0406-1204	Amazon Capital Services	4/6/2021	24.76
APPCA0406-1205	Amazon Capital Services	4/6/2021	42.70
APPCA0406-1206	Amazon Capital Services	4/6/2021	24.76
APPCA0406-1207	Amazon Capital Services	4/6/2021	7.32
APPCA0406-1208	Amazon Capital Services	4/6/2021	49.19
APPCA0406-1209	Amazon Capital Services	4/6/2021	31.91
APPCA0406-1210	Amazon Capital Services	4/6/2021	36.20
APPCA0406-1211	Amazon Capital Services	4/6/2021	51.47
APPCA0406-1212	Amazon Capital Services	4/6/2021	48.14
APPCA0406-1213	Amazon Capital Services	4/6/2021	37.82
APPCA0406-1214	Amazon Capital Services	4/6/2021	25.74
APPCA0406-1215	Amazon Capital Services	4/6/2021	35.43
APPCA0406-1216	Amazon Capital Services	4/6/2021	8.61
APPCA0406-1217	Amazon Capital Services	4/6/2021	8.08
APPCA0406-1218	Amazon Capital Services	4/6/2021	60.08
APPCA0406-1219	Amazon Capital Services	4/6/2021	92.02
APPCA0406-1220	Amazon Capital Services	4/6/2021	71.21
APPCA0406-1221	Amazon Capital Services	4/6/2021	85.09
APPCA0406-1222	Amazon Capital Services	4/6/2021	61.19
APPCA0406-1223	Amazon Capital Services	4/6/2021	43.09

Pacific Coast Academy**Check Register****For the period ended April 30, 2021**

Check Number	Vendor Name	Check Date	Check Amount
APPCA0406-1224	Amazon Capital Services	4/6/2021	45.98
APPCA0406-1225	Amazon Capital Services	4/6/2021	65.97
APPCA0406-1226	Amazon Capital Services	4/6/2021	9.96
APPCA0406-1227	Amazon Capital Services	4/6/2021	85.39
APPCA0406-1228	Amazon Capital Services	4/6/2021	67.19
APPCA0406-1229	Amazon Capital Services	4/6/2021	9.69
APPCA0406-1230	Amazon Capital Services	4/6/2021	5.89
APPCA0406-1231	Amazon Capital Services	4/6/2021	16.38
APPCA0406-1232	Amazon Capital Services	4/6/2021	69.68
APPCA0406-1233	Amazon Capital Services	4/6/2021	43.40
APPCA0406-1234	Amazon Capital Services	4/6/2021	12.26
APPCA0406-1235	Amazon Capital Services	4/6/2021	40.93
APPCA0406-1236	Amazon Capital Services	4/6/2021	42.79
APPCA0406-1237	Amazon Capital Services	4/6/2021	35.89
APPCA0406-1238	Amazon Capital Services	4/6/2021	31.24
APPCA0406-1239	Amazon Capital Services	4/6/2021	8.61
APPCA0406-1240	Amazon Capital Services	4/6/2021	40.83
APPCA0406-1241	Amazon Capital Services	4/6/2021	59.14
APPCA0406-1242	Amazon Capital Services	4/6/2021	66.41
APPCA0406-1243	Amazon Capital Services	4/6/2021	46.29
APPCA0406-1244	Amazon Capital Services	4/6/2021	25.86
APPCA0406-1245	Amazon Capital Services	4/6/2021	5.57
APPCA0406-1246	Amazon Capital Services	4/6/2021	6.01
APPCA0406-1247	Amazon Capital Services	4/6/2021	42.16
APPCA0406-1248	Amazon Capital Services	4/6/2021	40.61
APPCA0406-1249	Amazon Capital Services	4/6/2021	76.15
APPCA0406-1250	Amazon Capital Services	4/6/2021	72.67
APPCA0406-1251	Amazon Capital Services	4/6/2021	42.42
APPCA0406-1252	Amazon Capital Services	4/6/2021	36.21
APPCA0406-1253	Amazon Capital Services	4/6/2021	32.30
APPCA0406-1254	Amazon Capital Services	4/6/2021	91.95
APPCA0406-1255	Amazon Capital Services	4/6/2021	4.57
APPCA0406-1256	Amazon Capital Services	4/6/2021	52.43
APPCA0406-1257	Amazon Capital Services	4/6/2021	27.85
APPCA0406-1258	Amazon Capital Services	4/6/2021	7.22
APPCA0406-1259	Amazon Capital Services	4/6/2021	35.87
APPCA0406-1260	Amazon Capital Services	4/6/2021	52.35
APPCA0406-1261	Amazon Capital Services	4/6/2021	56.89
APPCA0406-1262	Amazon Capital Services	4/6/2021	4.82
APPCA0406-1263	Amazon Capital Services	4/6/2021	7.69
APPCA0406-1264	Amazon Capital Services	4/6/2021	50.63
APPCA0406-1265	Amazon Capital Services	4/6/2021	6.59

Pacific Coast Academy**Check Register****For the period ended April 30, 2021**

Check Number	Vendor Name	Check Date	Check Amount
APPCA0406-1266	Amazon Capital Services	4/6/2021	9.69
APPCA0406-1267	Amazon Capital Services	4/6/2021	56.92
APPCA0406-1268	Amazon Capital Services	4/6/2021	36.60
APPCA0406-1269	Amazon Capital Services	4/6/2021	9.69
APPCA0406-1270	Amazon Capital Services	4/6/2021	27.01
APPCA0406-1271	Amazon Capital Services	4/6/2021	4.93
APPCA0406-1272	Amazon Capital Services	4/6/2021	46.64
APPCA0406-1273	Amazon Capital Services	4/6/2021	31.97
APPCA0406-1274	Amazon Capital Services	4/6/2021	6.25
APPCA0406-1275	Amazon Capital Services	4/6/2021	7.06
APPCA0406-1276	Amazon Capital Services	4/6/2021	38.78
APPCA0406-1277	Amazon Capital Services	4/6/2021	92.85
APPCA0406-1278	Amazon Capital Services	4/6/2021	32.26
APPCA0406-1279	Amazon Capital Services	4/6/2021	26.74
APPCA0406-1280	Amazon Capital Services	4/6/2021	53.80
APPCA0406-1281	Amazon Capital Services	4/6/2021	37.68
APPCA0406-1282	Amazon Capital Services	4/6/2021	9.75
APPCA0406-1283	Amazon Capital Services	4/6/2021	53.44
APPCA0406-1284	Amazon Capital Services	4/6/2021	41.29
APPCA0406-1285	Amazon Capital Services	4/6/2021	53.70
APPCA0406-1286	Amazon Capital Services	4/6/2021	9.59
APPCA0406-1287	Amazon Capital Services	4/6/2021	62.19
APPCA0406-1288	Amazon Capital Services	4/6/2021	49.99
APPCA0406-1289	Amazon Capital Services	4/6/2021	56.37
APPCA0406-1290	Amazon Capital Services	4/6/2021	41.43
APPCA0406-1291	Amazon Capital Services	4/6/2021	25.85
APPCA0406-1292	Amazon Capital Services	4/6/2021	136.69
APPCA0406-1293	Amazon Capital Services	4/6/2021	109.89
APPCA0406-1294	Amazon Capital Services	4/6/2021	19.38
APPCA0406-1295	Amazon Capital Services	4/6/2021	81.84
APPCA0406-1296	Amazon Capital Services	4/6/2021	153.50
APPCA0406-1297	Amazon Capital Services	4/6/2021	44.12
APPCA0406-1298	Amazon Capital Services	4/6/2021	59.22
APPCA0406-1299	Amazon Capital Services	4/6/2021	45.25
APPCA0406-1300	Amazon Capital Services	4/6/2021	31.24
APPCA0406-1301	Amazon Capital Services	4/6/2021	38.78
APPCA0406-1302	Amazon Capital Services	4/6/2021	101.74
APPCA0406-1303	Amazon Capital Services	4/6/2021	36.89
APPCA0406-1304	Amazon Capital Services	4/6/2021	17.19
APPCA0406-1305	Amazon Capital Services	4/6/2021	12.04
APPCA0406-1306	Amazon Capital Services	4/6/2021	21.74
APPCA0406-1307	Amazon Capital Services	4/6/2021	5.92

Pacific Coast Academy**Check Register****For the period ended April 30, 2021**

Check Number	Vendor Name	Check Date	Check Amount
APPCA0406-1308	Amazon Capital Services	4/6/2021	27.95
APPCA0406-1309	Amazon Capital Services	4/6/2021	162.79
APPCA0406-1310	Amazon Capital Services	4/6/2021	32.31
APPCA0406-1311	Amazon Capital Services	4/6/2021	24.43
APPCA0406-1312	Amazon Capital Services	4/6/2021	83.76
APPCA0406-1313	Amazon Capital Services	4/6/2021	15.74
APPCA0406-1314	Amazon Capital Services	4/6/2021	57.23
APPCA0406-1315	Amazon Capital Services	4/6/2021	130.19
APPCA0406-1316	Amazon Capital Services	4/6/2021	26.64
APPCA0406-1317	Amazon Capital Services	4/6/2021	20.99
APPCA0406-1318	Amazon Capital Services	4/6/2021	14.55
APPCA0406-1319	Amazon Capital Services	4/6/2021	73.67
APPCA0406-1320	Amazon Capital Services	4/6/2021	42.28
APPCA0406-1321	Amazon Capital Services	4/6/2021	44.86
APPCA0406-1322	Amazon Capital Services	4/6/2021	15.70
APPCA0406-1323	Amazon Capital Services	4/6/2021	44.24
APPCA0406-1324	Amazon Capital Services	4/6/2021	7.37
APPCA0406-1325	Amazon Capital Services	4/6/2021	9.67
APPCA0406-1326	Amazon Capital Services	4/6/2021	86.19
APPCA0406-1327	Amazon Capital Services	4/6/2021	51.97
APPCA0406-1328	Amazon Capital Services	4/6/2021	21.52
APPCA0406-1329	Apple Inc.	4/6/2021	99.00
APPCA0406-301	Amazon Capital Services	4/6/2021	25.41
APPCA0406-302	Amazon Capital Services	4/6/2021	37.69
APPCA0406-303	Amazon Capital Services	4/6/2021	34.53
APPCA0406-304	Amazon Capital Services	4/6/2021	31.53
APPCA0406-305	Amazon Capital Services	4/6/2021	50.04
APPCA0406-306	Amazon Capital Services	4/6/2021	40.42
APPCA0406-307	Amazon Capital Services	4/6/2021	5.01
APPCA0406-308	Amazon Capital Services	4/6/2021	4.84
APPCA0406-309	Amazon Capital Services	4/6/2021	26.60
APPCA0406-310	Amazon Capital Services	4/6/2021	62.23
APPCA0406-311	Amazon Capital Services	4/6/2021	8.61
APPCA0406-312	Amazon Capital Services	4/6/2021	5.31
APPCA0406-313	Amazon Capital Services	4/6/2021	39.84
APPCA0406-314	Amazon Capital Services	4/6/2021	86.99
APPCA0406-315	Amazon Capital Services	4/6/2021	26.93
APPCA0406-316	Amazon Capital Services	4/6/2021	52.18
APPCA0406-317	Amazon Capital Services	4/6/2021	41.12
APPCA0406-318	Amazon Capital Services	4/6/2021	59.13
APPCA0406-319	Amazon Capital Services	4/6/2021	69.26
APPCA0406-320	Amazon Capital Services	4/6/2021	33.54

Pacific Coast Academy

Check Register

For the period ended April 30, 2021

Check Number	Vendor Name	Check Date	Check Amount
APPCA0406-321	Amazon Capital Services	4/6/2021	9.69
APPCA0406-322	Amazon Capital Services	4/6/2021	9.29
APPCA0406-323	Amazon Capital Services	4/6/2021	42.05
APPCA0406-324	Amazon Capital Services	4/6/2021	37.59
APPCA0406-325	Amazon Capital Services	4/6/2021	27.88
APPCA0406-326	Amazon Capital Services	4/6/2021	58.86
APPCA0406-327	Amazon Capital Services	4/6/2021	40.80
APPCA0406-328	Amazon Capital Services	4/6/2021	64.67
APPCA0406-329	Amazon Capital Services	4/6/2021	39.86
APPCA0406-330	Amazon Capital Services	4/6/2021	39.19
APPCA0406-331	Amazon Capital Services	4/6/2021	10.76
APPCA0406-332	Amazon Capital Services	4/6/2021	27.97
APPCA0406-333	Amazon Capital Services	4/6/2021	13.95
APPCA0406-334	Amazon Capital Services	4/6/2021	25.85
APPCA0406-335	Amazon Capital Services	4/6/2021	35.42
APPCA0406-336	Amazon Capital Services	4/6/2021	6.45
APPCA0406-337	Amazon Capital Services	4/6/2021	15.03
APPCA0406-338	Amazon Capital Services	4/6/2021	22.93
APPCA0406-339	Amazon Capital Services	4/6/2021	23.94
APPCA0406-340	Amazon Capital Services	4/6/2021	14.00
APPCA0406-341	Amazon Capital Services	4/6/2021	29.16
APPCA0406-342	Amazon Capital Services	4/6/2021	6.45
APPCA0406-343	Amazon Capital Services	4/6/2021	14.46
APPCA0406-344	Amazon Capital Services	4/6/2021	7.60
APPCA0406-345	Amazon Capital Services	4/6/2021	16.15
APPCA0406-346	Amazon Capital Services	4/6/2021	21.33
APPCA0406-347	Amazon Capital Services	4/6/2021	11.81
APPCA0406-348	Amazon Capital Services	4/6/2021	6.30
APPCA0406-349	Amazon Capital Services	4/6/2021	31.01
APPCA0406-350	Amazon Capital Services	4/6/2021	11.84
APPCA0406-351	Amazon Capital Services	4/6/2021	9.69
APPCA0406-352	Amazon Capital Services	4/6/2021	30.79
APPCA0406-353	Amazon Capital Services	4/6/2021	68.17
APPCA0406-354	Amazon Capital Services	4/6/2021	49.31
APPCA0406-355	Amazon Capital Services	4/6/2021	79.64
APPCA0406-356	Amazon Capital Services	4/6/2021	30.67
APPCA0406-357	Amazon Capital Services	4/6/2021	13.98
APPCA0406-358	Amazon Capital Services	4/6/2021	16.11
APPCA0406-359	Amazon Capital Services	4/6/2021	87.12
APPCA0406-360	Amazon Capital Services	4/6/2021	61.88
APPCA0406-361	Amazon Capital Services	4/6/2021	11.90
APPCA0406-362	Amazon Capital Services	4/6/2021	25.95

Pacific Coast Academy**Check Register****For the period ended April 30, 2021**

Check Number	Vendor Name	Check Date	Check Amount
APPCA0406-363	Amazon Capital Services	4/6/2021	21.74
APPCA0406-364	Amazon Capital Services	4/6/2021	7.60
APPCA0406-365	Amazon Capital Services	4/6/2021	27.17
APPCA0406-366	Amazon Capital Services	4/6/2021	5.37
APPCA0406-367	Amazon Capital Services	4/6/2021	9.64
APPCA0406-368	Amazon Capital Services	4/6/2021	94.01
APPCA0406-369	Amazon Capital Services	4/6/2021	4.02
APPCA0406-370	Amazon Capital Services	4/6/2021	7.53
APPCA0406-371	Amazon Capital Services	4/6/2021	32.31
APPCA0406-372	Amazon Capital Services	4/6/2021	5.95
APPCA0406-373	Amazon Capital Services	4/6/2021	35.64
APPCA0406-374	Amazon Capital Services	4/6/2021	25.62
APPCA0406-375	Amazon Capital Services	4/6/2021	71.65
APPCA0406-376	Amazon Capital Services	4/6/2021	6.77
APPCA0406-377	Amazon Capital Services	4/6/2021	26.57
APPCA0406-378	Amazon Capital Services	4/6/2021	43.06
APPCA0406-379	Amazon Capital Services	4/6/2021	89.44
APPCA0406-380	Amazon Capital Services	4/6/2021	71.35
APPCA0406-381	Amazon Capital Services	4/6/2021	60.38
APPCA0406-382	Amazon Capital Services	4/6/2021	24.89
APPCA0406-383	Amazon Capital Services	4/6/2021	44.13
APPCA0406-384	Amazon Capital Services	4/6/2021	74.46
APPCA0406-385	Amazon Capital Services	4/6/2021	58.02
APPCA0406-386	Amazon Capital Services	4/6/2021	91.53
APPCA0406-387	Amazon Capital Services	4/6/2021	42.96
APPCA0406-388	Amazon Capital Services	4/6/2021	39.64
APPCA0406-389	Amazon Capital Services	4/6/2021	33.10
APPCA0406-390	Amazon Capital Services	4/6/2021	75.25
APPCA0406-391	Amazon Capital Services	4/6/2021	9.69
APPCA0406-392	Amazon Capital Services	4/6/2021	46.81
APPCA0406-393	Amazon Capital Services	4/6/2021	37.69
APPCA0406-394	Amazon Capital Services	4/6/2021	90.14
APPCA0406-395	Amazon Capital Services	4/6/2021	59.09
APPCA0406-396	Amazon Capital Services	4/6/2021	122.02
APPCA0406-397	Amazon Capital Services	4/6/2021	39.99
APPCA0406-398	Amazon Capital Services	4/6/2021	50.40
APPCA0406-399	Amazon Capital Services	4/6/2021	36.86
APPCA0406-400	Amazon Capital Services	4/6/2021	26.93
APPCA0406-401	Amazon Capital Services	4/6/2021	5.62
APPCA0406-402	Amazon Capital Services	4/6/2021	34.10
APPCA0406-403	Amazon Capital Services	4/6/2021	37.64
APPCA0406-404	Amazon Capital Services	4/6/2021	104.37

Pacific Coast Academy**Check Register****For the period ended April 30, 2021**

Check Number	Vendor Name	Check Date	Check Amount
APPCA0406-405	Amazon Capital Services	4/6/2021	35.68
APPCA0406-406	Amazon Capital Services	4/6/2021	39.28
APPCA0406-407	Amazon Capital Services	4/6/2021	73.10
APPCA0406-408	Amazon Capital Services	4/6/2021	59.98
APPCA0406-409	Amazon Capital Services	4/6/2021	6.48
APPCA0406-410	Amazon Capital Services	4/6/2021	78.40
APPCA0406-411	Amazon Capital Services	4/6/2021	74.53
APPCA0406-412	Amazon Capital Services	4/6/2021	25.73
APPCA0406-413	Amazon Capital Services	4/6/2021	54.11
APPCA0406-414	Amazon Capital Services	4/6/2021	9.64
APPCA0406-415	Amazon Capital Services	4/6/2021	10.94
APPCA0406-416	Amazon Capital Services	4/6/2021	19.43
APPCA0406-417	Amazon Capital Services	4/6/2021	28.18
APPCA0406-418	Amazon Capital Services	4/6/2021	15.50
APPCA0406-419	Amazon Capital Services	4/6/2021	32.27
APPCA0406-420	Amazon Capital Services	4/6/2021	22.03
APPCA0406-421	Amazon Capital Services	4/6/2021	56.41
APPCA0406-422	Amazon Capital Services	4/6/2021	10.76
APPCA0406-423	Amazon Capital Services	4/6/2021	25.83
APPCA0406-424	Amazon Capital Services	4/6/2021	15.53
APPCA0406-425	Amazon Capital Services	4/6/2021	39.83
APPCA0406-426	Amazon Capital Services	4/6/2021	25.68
APPCA0406-427	Amazon Capital Services	4/6/2021	98.92
APPCA0406-428	Amazon Capital Services	4/6/2021	26.28
APPCA0406-429	Amazon Capital Services	4/6/2021	54.94
APPCA0406-430	Amazon Capital Services	4/6/2021	96.75
APPCA0406-431	Amazon Capital Services	4/6/2021	70.93
APPCA0406-432	Amazon Capital Services	4/6/2021	9.29
APPCA0406-433	Amazon Capital Services	4/6/2021	45.16
APPCA0406-434	Amazon Capital Services	4/6/2021	92.67
APPCA0406-435	Amazon Capital Services	4/6/2021	52.12
APPCA0406-436	Amazon Capital Services	4/6/2021	19.36
APPCA0406-437	Amazon Capital Services	4/6/2021	61.68
APPCA0406-438	Amazon Capital Services	4/6/2021	10.42
APPCA0406-439	Amazon Capital Services	4/6/2021	7.20
APPCA0406-440	Amazon Capital Services	4/6/2021	25.81
APPCA0406-441	Amazon Capital Services	4/6/2021	203.65
APPCA0406-442	Amazon Capital Services	4/6/2021	42.83
APPCA0406-443	Amazon Capital Services	4/6/2021	29.65
APPCA0406-444	Amazon Capital Services	4/6/2021	12.94
APPCA0406-445	Amazon Capital Services	4/6/2021	39.84
APPCA0406-446	Amazon Capital Services	4/6/2021	14.00

Pacific Coast Academy**Check Register****For the period ended April 30, 2021**

Check Number	Vendor Name	Check Date	Check Amount
APPCA0406-447	Amazon Capital Services	4/6/2021	31.43
APPCA0406-448	Amazon Capital Services	4/6/2021	10.76
APPCA0406-449	Amazon Capital Services	4/6/2021	13.79
APPCA0406-450	Amazon Capital Services	4/6/2021	12.77
APPCA0406-451	Amazon Capital Services	4/6/2021	24.02
APPCA0406-452	Amazon Capital Services	4/6/2021	12.92
APPCA0406-453	Amazon Capital Services	4/6/2021	67.63
APPCA0406-454	Amazon Capital Services	4/6/2021	67.81
APPCA0406-455	Amazon Capital Services	4/6/2021	11.80
APPCA0406-456	Amazon Capital Services	4/6/2021	14.00
APPCA0406-457	Amazon Capital Services	4/6/2021	250.78
APPCA0406-458	Amazon Capital Services	4/6/2021	52.29
APPCA0406-459	Amazon Capital Services	4/6/2021	42.74
APPCA0406-460	Amazon Capital Services	4/6/2021	14.00
APPCA0406-461	Amazon Capital Services	4/6/2021	30.99
APPCA0406-462	Amazon Capital Services	4/6/2021	10.55
APPCA0406-463	Amazon Capital Services	4/6/2021	25.64
APPCA0406-464	Amazon Capital Services	4/6/2021	5.38
APPCA0406-465	Amazon Capital Services	4/6/2021	34.76
APPCA0406-466	Amazon Capital Services	4/6/2021	139.60
APPCA0406-467	Amazon Capital Services	4/6/2021	7.53
APPCA0406-468	Amazon Capital Services	4/6/2021	17.90
APPCA0406-469	Amazon Capital Services	4/6/2021	61.72
APPCA0406-470	Amazon Capital Services	4/6/2021	21.74
APPCA0406-471	Amazon Capital Services	4/6/2021	18.31
APPCA0406-472	Amazon Capital Services	4/6/2021	6.45
APPCA0406-473	Amazon Capital Services	4/6/2021	28.71
APPCA0406-474	Amazon Capital Services	4/6/2021	21.43
APPCA0406-475	Amazon Capital Services	4/6/2021	31.41
APPCA0406-476	Amazon Capital Services	4/6/2021	38.18
APPCA0406-477	Amazon Capital Services	4/6/2021	9.48
APPCA0406-478	Amazon Capital Services	4/6/2021	14.90
APPCA0406-479	Amazon Capital Services	4/6/2021	59.46
APPCA0406-480	Amazon Capital Services	4/6/2021	115.60
APPCA0406-481	Amazon Capital Services	4/6/2021	37.39
APPCA0406-482	Amazon Capital Services	4/6/2021	105.13
APPCA0406-483	Amazon Capital Services	4/6/2021	13.67
APPCA0406-484	Amazon Capital Services	4/6/2021	87.75
APPCA0406-485	Amazon Capital Services	4/6/2021	5.73
APPCA0406-486	Amazon Capital Services	4/6/2021	40.19
APPCA0406-487	Amazon Capital Services	4/6/2021	10.72
APPCA0406-488	Amazon Capital Services	4/6/2021	12.71

Pacific Coast Academy**Check Register****For the period ended April 30, 2021**

Check Number	Vendor Name	Check Date	Check Amount
APPCA0406-489	Amazon Capital Services	4/6/2021	21.52
APPCA0406-490	Amazon Capital Services	4/6/2021	24.22
APPCA0406-491	Amazon Capital Services	4/6/2021	16.15
APPCA0406-492	Amazon Capital Services	4/6/2021	112.85
APPCA0406-493	Amazon Capital Services	4/6/2021	5.79
APPCA0406-494	Amazon Capital Services	4/6/2021	6.95
APPCA0406-495	Amazon Capital Services	4/6/2021	8.69
APPCA0406-496	Amazon Capital Services	4/6/2021	51.25
APPCA0406-497	Amazon Capital Services	4/6/2021	40.43
APPCA0406-498	Amazon Capital Services	4/6/2021	68.87
APPCA0406-499	Amazon Capital Services	4/6/2021	38.25
APPCA0406-500	Amazon Capital Services	4/6/2021	25.40
APPCA0406-501	Amazon Capital Services	4/6/2021	34.26
APPCA0406-502	Amazon Capital Services	4/6/2021	28.00
APPCA0406-503	Amazon Capital Services	4/6/2021	48.63
APPCA0406-504	Amazon Capital Services	4/6/2021	34.46
APPCA0406-505	Amazon Capital Services	4/6/2021	79.81
APPCA0406-506	Amazon Capital Services	4/6/2021	43.56
APPCA0406-507	Amazon Capital Services	4/6/2021	7.60
APPCA0406-508	Amazon Capital Services	4/6/2021	6.45
APPCA0406-509	Amazon Capital Services	4/6/2021	27.01
APPCA0406-510	Amazon Capital Services	4/6/2021	53.85
APPCA0406-511	Amazon Capital Services	4/6/2021	32.46
APPCA0406-512	Amazon Capital Services	4/6/2021	96.96
APPCA0406-513	Amazon Capital Services	4/6/2021	96.96
APPCA0406-514	Amazon Capital Services	4/6/2021	7.53
APPCA0406-515	Amazon Capital Services	4/6/2021	37.06
APPCA0406-516	Amazon Capital Services	4/6/2021	41.97
APPCA0406-517	Amazon Capital Services	4/6/2021	8.69
APPCA0406-518	Amazon Capital Services	4/6/2021	5.37
APPCA0406-519	Amazon Capital Services	4/6/2021	35.39
APPCA0406-520	Amazon Capital Services	4/6/2021	75.52
APPCA0406-521	Amazon Capital Services	4/6/2021	7.53
APPCA0406-522	Amazon Capital Services	4/6/2021	8.61
APPCA0406-523	Amazon Capital Services	4/6/2021	49.78
APPCA0406-524	Amazon Capital Services	4/6/2021	6.45
APPCA0406-525	Amazon Capital Services	4/6/2021	38.96
APPCA0406-526	Amazon Capital Services	4/6/2021	51.63
APPCA0406-527	Amazon Capital Services	4/6/2021	26.63
APPCA0406-528	Amazon Capital Services	4/6/2021	6.48
APPCA0406-529	Amazon Capital Services	4/6/2021	32.83
APPCA0406-530	Amazon Capital Services	4/6/2021	49.48

Pacific Coast Academy**Check Register****For the period ended April 30, 2021**

Check Number	Vendor Name	Check Date	Check Amount
APPCA0406-531	Amazon Capital Services	4/6/2021	9.22
APPCA0406-532	Amazon Capital Services	4/6/2021	86.99
APPCA0406-533	Amazon Capital Services	4/6/2021	6.41
APPCA0406-534	Amazon Capital Services	4/6/2021	32.04
APPCA0406-535	Amazon Capital Services	4/6/2021	7.96
APPCA0406-536	Amazon Capital Services	4/6/2021	24.77
APPCA0406-537	Amazon Capital Services	4/6/2021	8.18
APPCA0406-538	Amazon Capital Services	4/6/2021	64.65
APPCA0406-539	Amazon Capital Services	4/6/2021	38.52
APPCA0406-540	Amazon Capital Services	4/6/2021	58.15
APPCA0406-541	Amazon Capital Services	4/6/2021	37.71
APPCA0406-542	Amazon Capital Services	4/6/2021	96.99
APPCA0406-543	Amazon Capital Services	4/6/2021	9.68
APPCA0406-544	Amazon Capital Services	4/6/2021	47.88
APPCA0406-545	Amazon Capital Services	4/6/2021	36.32
APPCA0406-546	Amazon Capital Services	4/6/2021	66.77
APPCA0406-547	Amazon Capital Services	4/6/2021	19.38
APPCA0406-548	Amazon Capital Services	4/6/2021	27.07
APPCA0406-549	Amazon Capital Services	4/6/2021	7.53
APPCA0406-550	Amazon Capital Services	4/6/2021	39.51
APPCA0406-551	Amazon Capital Services	4/6/2021	74.97
APPCA0406-552	Amazon Capital Services	4/6/2021	77.57
APPCA0406-553	Amazon Capital Services	4/6/2021	45.48
APPCA0406-554	Amazon Capital Services	4/6/2021	7.53
APPCA0406-555	Amazon Capital Services	4/6/2021	97.22
APPCA0406-556	Amazon Capital Services	4/6/2021	89.75
APPCA0406-557	Amazon Capital Services	4/6/2021	7.31
APPCA0406-558	Amazon Capital Services	4/6/2021	10.76
APPCA0406-559	Amazon Capital Services	4/6/2021	66.52
APPCA0406-560	Amazon Capital Services	4/6/2021	68.60
APPCA0406-561	Amazon Capital Services	4/6/2021	32.84
APPCA0406-562	Amazon Capital Services	4/6/2021	47.96
APPCA0406-563	Amazon Capital Services	4/6/2021	32.79
APPCA0406-564	Amazon Capital Services	4/6/2021	26.44
APPCA0406-565	Amazon Capital Services	4/6/2021	56.67
APPCA0406-566	Amazon Capital Services	4/6/2021	5.92
APPCA0406-567	Amazon Capital Services	4/6/2021	116.33
APPCA0406-568	Amazon Capital Services	4/6/2021	63.52
APPCA0406-569	Amazon Capital Services	4/6/2021	45.24
APPCA0406-570	Amazon Capital Services	4/6/2021	84.80
APPCA0406-571	Amazon Capital Services	4/6/2021	36.48
APPCA0406-572	Amazon Capital Services	4/6/2021	7.53

Pacific Coast Academy**Check Register****For the period ended April 30, 2021**

Check Number	Vendor Name	Check Date	Check Amount
APPCA0406-573	Amazon Capital Services	4/6/2021	32.25
APPCA0406-574	Amazon Capital Services	4/6/2021	15.13
APPCA0406-575	Amazon Capital Services	4/6/2021	37.58
APPCA0406-576	Amazon Capital Services	4/6/2021	47.32
APPCA0406-577	Amazon Capital Services	4/6/2021	37.88
APPCA0406-578	Amazon Capital Services	4/6/2021	26.81
APPCA0406-579	Amazon Capital Services	4/6/2021	50.21
APPCA0406-580	Amazon Capital Services	4/6/2021	64.88
APPCA0406-581	Amazon Capital Services	4/6/2021	6.62
APPCA0406-582	Amazon Capital Services	4/6/2021	5.22
APPCA0406-583	Amazon Capital Services	4/6/2021	7.53
APPCA0406-584	Amazon Capital Services	4/6/2021	42.98
APPCA0406-585	Amazon Capital Services	4/6/2021	56.96
APPCA0406-586	Amazon Capital Services	4/6/2021	51.95
APPCA0406-587	Amazon Capital Services	4/6/2021	52.56
APPCA0406-588	Amazon Capital Services	4/6/2021	32.23
APPCA0406-589	Amazon Capital Services	4/6/2021	62.94
APPCA0406-590	Amazon Capital Services	4/6/2021	63.53
APPCA0406-591	Amazon Capital Services	4/6/2021	7.49
APPCA0406-592	Amazon Capital Services	4/6/2021	5.22
APPCA0406-593	Amazon Capital Services	4/6/2021	36.38
APPCA0406-594	Amazon Capital Services	4/6/2021	37.58
APPCA0406-595	Amazon Capital Services	4/6/2021	39.92
APPCA0406-596	Amazon Capital Services	4/6/2021	6.51
APPCA0406-597	Amazon Capital Services	4/6/2021	35.27
APPCA0406-598	Amazon Capital Services	4/6/2021	42.09
APPCA0406-599	Amazon Capital Services	4/6/2021	25.72
APPCA0406-600	Amazon Capital Services	4/6/2021	71.87
APPCA0406-601	Amazon Capital Services	4/6/2021	51.15
APPCA0406-602	Amazon Capital Services	4/6/2021	41.87
APPCA0406-603	Amazon Capital Services	4/6/2021	45.06
APPCA0406-604	Amazon Capital Services	4/6/2021	47.34
APPCA0406-605	Amazon Capital Services	4/6/2021	87.93
APPCA0406-606	Amazon Capital Services	4/6/2021	52.42
APPCA0406-607	Amazon Capital Services	4/6/2021	76.14
APPCA0406-608	Amazon Capital Services	4/6/2021	52.91
APPCA0406-609	Amazon Capital Services	4/6/2021	46.48
APPCA0406-610	Amazon Capital Services	4/6/2021	36.70
APPCA0406-611	Amazon Capital Services	4/6/2021	25.31
APPCA0406-612	Amazon Capital Services	4/6/2021	97.26
APPCA0406-613	Amazon Capital Services	4/6/2021	27.79
APPCA0406-614	Amazon Capital Services	4/6/2021	86.15

Pacific Coast Academy**Check Register****For the period ended April 30, 2021**

Check Number	Vendor Name	Check Date	Check Amount
APPCA0406-615	Amazon Capital Services	4/6/2021	42.14
APPCA0406-616	Amazon Capital Services	4/6/2021	26.80
APPCA0406-617	Amazon Capital Services	4/6/2021	35.29
APPCA0406-618	Amazon Capital Services	4/6/2021	34.00
APPCA0406-619	Amazon Capital Services	4/6/2021	6.20
APPCA0406-620	Amazon Capital Services	4/6/2021	75.41
APPCA0406-621	Amazon Capital Services	4/6/2021	47.29
APPCA0406-622	Amazon Capital Services	4/6/2021	45.10
APPCA0406-623	Amazon Capital Services	4/6/2021	27.60
APPCA0406-624	Amazon Capital Services	4/6/2021	27.32
APPCA0406-625	Amazon Capital Services	4/6/2021	54.68
APPCA0406-626	Amazon Capital Services	4/6/2021	14.04
APPCA0406-627	Amazon Capital Services	4/6/2021	12.84
APPCA0406-628	Amazon Capital Services	4/6/2021	19.88
APPCA0406-629	Amazon Capital Services	4/6/2021	89.37
APPCA0406-630	Amazon Capital Services	4/6/2021	38.78
APPCA0406-631	Amazon Capital Services	4/6/2021	27.96
APPCA0406-632	Amazon Capital Services	4/6/2021	20.36
APPCA0406-633	Amazon Capital Services	4/6/2021	94.09
APPCA0406-634	Amazon Capital Services	4/6/2021	65.27
APPCA0406-635	Amazon Capital Services	4/6/2021	42.93
APPCA0406-636	Amazon Capital Services	4/6/2021	46.74
APPCA0406-637	Amazon Capital Services	4/6/2021	11.75
APPCA0406-638	Amazon Capital Services	4/6/2021	4.41
APPCA0406-639	Amazon Capital Services	4/6/2021	7.54
APPCA0406-640	Amazon Capital Services	4/6/2021	44.07
APPCA0406-641	Amazon Capital Services	4/6/2021	16.52
APPCA0406-642	Amazon Capital Services	4/6/2021	15.14
APPCA0406-643	Amazon Capital Services	4/6/2021	14.00
APPCA0406-644	Amazon Capital Services	4/6/2021	19.59
APPCA0406-645	Amazon Capital Services	4/6/2021	23.67
APPCA0406-646	Amazon Capital Services	4/6/2021	29.08
APPCA0406-647	Amazon Capital Services	4/6/2021	82.53
APPCA0406-648	Amazon Capital Services	4/6/2021	32.31
APPCA0406-649	Amazon Capital Services	4/6/2021	32.31
APPCA0406-650	Amazon Capital Services	4/6/2021	46.44
APPCA0406-651	Amazon Capital Services	4/6/2021	9.69
APPCA0406-652	Amazon Capital Services	4/6/2021	26.55
APPCA0406-653	Amazon Capital Services	4/6/2021	15.40
APPCA0406-654	Amazon Capital Services	4/6/2021	24.35
APPCA0406-655	Amazon Capital Services	4/6/2021	48.59
APPCA0406-656	Amazon Capital Services	4/6/2021	7.73

Pacific Coast Academy**Check Register****For the period ended April 30, 2021**

Check Number	Vendor Name	Check Date	Check Amount
APPCA0406-657	Amazon Capital Services	4/6/2021	5.87
APPCA0406-658	Amazon Capital Services	4/6/2021	75.31
APPCA0406-659	Amazon Capital Services	4/6/2021	14.64
APPCA0406-660	Amazon Capital Services	4/6/2021	18.63
APPCA0406-661	Amazon Capital Services	4/6/2021	5.79
APPCA0406-662	Amazon Capital Services	4/6/2021	19.48
APPCA0406-663	Amazon Capital Services	4/6/2021	42.01
APPCA0406-664	Amazon Capital Services	4/6/2021	43.09
APPCA0406-665	Amazon Capital Services	4/6/2021	21.64
APPCA0406-666	Amazon Capital Services	4/6/2021	14.00
APPCA0406-667	Amazon Capital Services	4/6/2021	73.02
APPCA0406-668	Amazon Capital Services	4/6/2021	9.78
APPCA0406-669	Amazon Capital Services	4/6/2021	12.92
APPCA0406-670	Amazon Capital Services	4/6/2021	312.46
APPCA0406-671	Amazon Capital Services	4/6/2021	42.54
APPCA0406-672	Amazon Capital Services	4/6/2021	6.39
APPCA0406-673	Amazon Capital Services	4/6/2021	79.78
APPCA0406-674	Amazon Capital Services	4/6/2021	6.45
APPCA0406-675	Amazon Capital Services	4/6/2021	6.48
APPCA0406-676	Amazon Capital Services	4/6/2021	39.05
APPCA0406-677	Amazon Capital Services	4/6/2021	64.46
APPCA0406-678	Amazon Capital Services	4/6/2021	50.60
APPCA0406-679	Amazon Capital Services	4/6/2021	6.22
APPCA0406-680	Amazon Capital Services	4/6/2021	60.05
APPCA0406-681	Amazon Capital Services	4/6/2021	98.01
APPCA0406-682	Amazon Capital Services	4/6/2021	25.96
APPCA0406-683	Amazon Capital Services	4/6/2021	46.43
APPCA0406-684	Amazon Capital Services	4/6/2021	52.12
APPCA0406-685	Amazon Capital Services	4/6/2021	62.07
APPCA0406-686	Amazon Capital Services	4/6/2021	42.53
APPCA0406-687	Amazon Capital Services	4/6/2021	5.39
APPCA0406-688	Amazon Capital Services	4/6/2021	59.13
APPCA0406-689	Amazon Capital Services	4/6/2021	99.35
APPCA0406-690	Amazon Capital Services	4/6/2021	9.69
APPCA0406-691	Amazon Capital Services	4/6/2021	64.60
APPCA0406-692	Amazon Capital Services	4/6/2021	49.29
APPCA0406-693	Amazon Capital Services	4/6/2021	55.79
APPCA0406-694	Amazon Capital Services	4/6/2021	80.64
APPCA0406-695	Amazon Capital Services	4/6/2021	33.44
APPCA0406-696	Amazon Capital Services	4/6/2021	50.91
APPCA0406-697	Amazon Capital Services	4/6/2021	48.11
APPCA0406-698	Amazon Capital Services	4/6/2021	75.41

Pacific Coast Academy**Check Register****For the period ended April 30, 2021**

Check Number	Vendor Name	Check Date	Check Amount
APPCA0406-699	Amazon Capital Services	4/6/2021	5.38
APPCA0406-700	Amazon Capital Services	4/6/2021	44.45
APPCA0406-701	Amazon Capital Services	4/6/2021	44.44
APPCA0406-702	Amazon Capital Services	4/6/2021	88.07
APPCA0406-703	Amazon Capital Services	4/6/2021	58.61
APPCA0406-704	Amazon Capital Services	4/6/2021	38.46
APPCA0406-705	Amazon Capital Services	4/6/2021	93.74
APPCA0406-706	Amazon Capital Services	4/6/2021	90.25
APPCA0406-707	Amazon Capital Services	4/6/2021	37.83
APPCA0406-708	Amazon Capital Services	4/6/2021	8.93
APPCA0406-709	Amazon Capital Services	4/6/2021	30.01
APPCA0406-710	Amazon Capital Services	4/6/2021	6.89
APPCA0406-711	Amazon Capital Services	4/6/2021	36.11
APPCA0406-712	Amazon Capital Services	4/6/2021	5.82
APPCA0406-713	Amazon Capital Services	4/6/2021	18.43
APPCA0406-714	Amazon Capital Services	4/6/2021	18.31
APPCA0406-715	Amazon Capital Services	4/6/2021	52.81
APPCA0406-716	Amazon Capital Services	4/6/2021	17.61
APPCA0406-717	Amazon Capital Services	4/6/2021	18.31
APPCA0406-718	Amazon Capital Services	4/6/2021	80.69
APPCA0406-719	Amazon Capital Services	4/6/2021	23.69
APPCA0406-720	Amazon Capital Services	4/6/2021	12.48
APPCA0406-721	Amazon Capital Services	4/6/2021	34.74
APPCA0406-722	Amazon Capital Services	4/6/2021	12.99
APPCA0406-723	Amazon Capital Services	4/6/2021	14.00
APPCA0406-724	Amazon Capital Services	4/6/2021	14.09
APPCA0406-725	Amazon Capital Services	4/6/2021	44.51
APPCA0406-726	Amazon Capital Services	4/6/2021	29.76
APPCA0406-727	Amazon Capital Services	4/6/2021	8.61
APPCA0406-728	Amazon Capital Services	4/6/2021	43.29
APPCA0406-729	Amazon Capital Services	4/6/2021	25.28
APPCA0406-730	Amazon Capital Services	4/6/2021	126.10
APPCA0406-731	Amazon Capital Services	4/6/2021	86.11
APPCA0406-732	Amazon Capital Services	4/6/2021	63.77
APPCA0406-733	Amazon Capital Services	4/6/2021	5.17
APPCA0406-734	Amazon Capital Services	4/6/2021	60.32
APPCA0406-735	Amazon Capital Services	4/6/2021	28.40
APPCA0406-736	Amazon Capital Services	4/6/2021	57.72
APPCA0406-737	Amazon Capital Services	4/6/2021	57.75
APPCA0406-738	Amazon Capital Services	4/6/2021	117.92
APPCA0406-739	Amazon Capital Services	4/6/2021	14.67
APPCA0406-740	Amazon Capital Services	4/6/2021	9.70

Pacific Coast Academy

Check Register

For the period ended April 30, 2021

Check Number	Vendor Name	Check Date	Check Amount
APPCA0406-741	Amazon Capital Services	4/6/2021	29.35
APPCA0406-742	Amazon Capital Services	4/6/2021	42.00
APPCA0406-743	Amazon Capital Services	4/6/2021	15.07
APPCA0406-744	Amazon Capital Services	4/6/2021	133.55
APPCA0406-745	Amazon Capital Services	4/6/2021	97.40
APPCA0406-746	Amazon Capital Services	4/6/2021	155.15
APPCA0406-747	Amazon Capital Services	4/6/2021	90.46
APPCA0406-748	Amazon Capital Services	4/6/2021	51.87
APPCA0406-749	Amazon Capital Services	4/6/2021	10.81
APPCA0406-750	Amazon Capital Services	4/6/2021	19.51
APPCA0406-751	Amazon Capital Services	4/6/2021	19.36
APPCA0406-752	Amazon Capital Services	4/6/2021	38.13
APPCA0406-753	Amazon Capital Services	4/6/2021	30.38
APPCA0406-754	Amazon Capital Services	4/6/2021	17.24
APPCA0406-755	Amazon Capital Services	4/6/2021	10.32
APPCA0406-756	Amazon Capital Services	4/6/2021	31.33
APPCA0406-757	Amazon Capital Services	4/6/2021	13.24
APPCA0406-758	Amazon Capital Services	4/6/2021	210.80
APPCA0406-759	Amazon Capital Services	4/6/2021	43.09
APPCA0406-760	Amazon Capital Services	4/6/2021	47.95
APPCA0406-761	Amazon Capital Services	4/6/2021	16.15
APPCA0406-762	Amazon Capital Services	4/6/2021	16.15
APPCA0406-763	Amazon Capital Services	4/6/2021	22.28
APPCA0406-764	Amazon Capital Services	4/6/2021	32.10
APPCA0406-765	Amazon Capital Services	4/6/2021	153.31
APPCA0406-766	Amazon Capital Services	4/6/2021	28.02
APPCA0406-767	Amazon Capital Services	4/6/2021	98.34
APPCA0406-768	Amazon Capital Services	4/6/2021	45.35
APPCA0406-769	Amazon Capital Services	4/6/2021	43.05
APPCA0406-770	Amazon Capital Services	4/6/2021	81.30
APPCA0406-771	Amazon Capital Services	4/6/2021	14.00
APPCA0406-772	Amazon Capital Services	4/6/2021	58.00
APPCA0406-773	Amazon Capital Services	4/6/2021	21.72
APPCA0406-774	Amazon Capital Services	4/6/2021	17.23
APPCA0406-775	Amazon Capital Services	4/6/2021	14.21
APPCA0406-776	Amazon Capital Services	4/6/2021	7.11
APPCA0406-777	Amazon Capital Services	4/6/2021	15.03
APPCA0406-778	Amazon Capital Services	4/6/2021	20.87
APPCA0406-779	Amazon Capital Services	4/6/2021	33.14
APPCA0406-780	Amazon Capital Services	4/6/2021	20.46
APPCA0406-781	Amazon Capital Services	4/6/2021	5.38
APPCA0406-782	Amazon Capital Services	4/6/2021	56.70

Pacific Coast Academy**Check Register****For the period ended April 30, 2021**

Check Number	Vendor Name	Check Date	Check Amount
APPCA0406-783	Amazon Capital Services	4/6/2021	50.10
APPCA0406-784	Amazon Capital Services	4/6/2021	74.77
APPCA0406-785	Amazon Capital Services	4/6/2021	37.24
APPCA0406-786	Amazon Capital Services	4/6/2021	63.65
APPCA0406-787	Amazon Capital Services	4/6/2021	38.65
APPCA0406-788	Amazon Capital Services	4/6/2021	36.03
APPCA0406-789	Amazon Capital Services	4/6/2021	234.46
APPCA0406-790	Amazon Capital Services	4/6/2021	19.65
APPCA0406-791	Amazon Capital Services	4/6/2021	17.24
APPCA0406-792	Amazon Capital Services	4/6/2021	1.61
APPCA0406-793	Amazon Capital Services	4/6/2021	40.40
APPCA0406-794	Amazon Capital Services	4/6/2021	30.16
APPCA0406-795	Amazon Capital Services	4/6/2021	21.78
APPCA0406-796	Amazon Capital Services	4/6/2021	23.80
APPCA0406-797	Amazon Capital Services	4/6/2021	4.65
APPCA0406-798	Amazon Capital Services	4/6/2021	9.22
APPCA0406-799	Amazon Capital Services	4/6/2021	18.87
APPCA0406-800	Amazon Capital Services	4/6/2021	26.20
APPCA0406-801	Amazon Capital Services	4/6/2021	5.38
APPCA0406-802	Amazon Capital Services	4/6/2021	47.73
APPCA0406-803	Amazon Capital Services	4/6/2021	27.46
APPCA0406-804	Amazon Capital Services	4/6/2021	31.93
APPCA0406-805	Amazon Capital Services	4/6/2021	78.63
APPCA0406-806	Amazon Capital Services	4/6/2021	17.19
APPCA0406-807	Amazon Capital Services	4/6/2021	38.78
APPCA0406-808	Amazon Capital Services	4/6/2021	56.40
APPCA0406-809	Amazon Capital Services	4/6/2021	35.25
APPCA0406-810	Amazon Capital Services	4/6/2021	4.47
APPCA0406-811	Amazon Capital Services	4/6/2021	86.19
APPCA0406-812	Amazon Capital Services	4/6/2021	3.72
APPCA0406-813	Amazon Capital Services	4/6/2021	312.46
APPCA0406-814	Amazon Capital Services	4/6/2021	25.85
APPCA0406-815	Amazon Capital Services	4/6/2021	21.74
APPCA0406-816	Amazon Capital Services	4/6/2021	52.36
APPCA0406-817	Amazon Capital Services	4/6/2021	76.62
APPCA0406-818	Amazon Capital Services	4/6/2021	34.46
APPCA0406-819	Amazon Capital Services	4/6/2021	28.11
APPCA0406-820	Amazon Capital Services	4/6/2021	4.28
APPCA0406-821	Amazon Capital Services	4/6/2021	9.54
APPCA0406-822	Amazon Capital Services	4/6/2021	64.07
APPCA0406-823	Amazon Capital Services	4/6/2021	68.33
APPCA0406-824	Amazon Capital Services	4/6/2021	5.38

Pacific Coast Academy**Check Register****For the period ended April 30, 2021**

Check Number	Vendor Name	Check Date	Check Amount
APPCA0406-825	Amazon Capital Services	4/6/2021	98.50
APPCA0406-826	Amazon Capital Services	4/6/2021	79.00
APPCA0406-827	Amazon Capital Services	4/6/2021	64.57
APPCA0406-828	Amazon Capital Services	4/6/2021	39.86
APPCA0406-829	Amazon Capital Services	4/6/2021	55.79
APPCA0406-830	Amazon Capital Services	4/6/2021	26.61
APPCA0406-831	Amazon Capital Services	4/6/2021	36.61
APPCA0406-832	Amazon Capital Services	4/6/2021	54.94
APPCA0406-833	Amazon Capital Services	4/6/2021	77.55
APPCA0406-834	Amazon Capital Services	4/6/2021	32.39
APPCA0406-835	Amazon Capital Services	4/6/2021	49.25
APPCA0406-836	Amazon Capital Services	4/6/2021	31.49
APPCA0406-837	Amazon Capital Services	4/6/2021	5.65
APPCA0406-838	Amazon Capital Services	4/6/2021	76.64
APPCA0406-839	Amazon Capital Services	4/6/2021	42.10
APPCA0406-840	Amazon Capital Services	4/6/2021	4.19
APPCA0406-841	Amazon Capital Services	4/6/2021	3,606.41
APPCA0406-842	Amazon Capital Services	4/6/2021	34.47
APPCA0406-843	Amazon Capital Services	4/6/2021	25.94
APPCA0406-844	Amazon Capital Services	4/6/2021	63.11
APPCA0406-845	Amazon Capital Services	4/6/2021	52.51
APPCA0406-846	Amazon Capital Services	4/6/2021	32.83
APPCA0406-847	Amazon Capital Services	4/6/2021	38.72
APPCA0406-848	Amazon Capital Services	4/6/2021	31.57
APPCA0406-849	Amazon Capital Services	4/6/2021	35.14
APPCA0406-850	Amazon Capital Services	4/6/2021	45.27
APPCA0406-851	Amazon Capital Services	4/6/2021	25.62
APPCA0406-852	Amazon Capital Services	4/6/2021	53.86
APPCA0406-853	Amazon Capital Services	4/6/2021	58.35
APPCA0406-854	Amazon Capital Services	4/6/2021	75.50
APPCA0406-855	Amazon Capital Services	4/6/2021	6.37
APPCA0406-856	Amazon Capital Services	4/6/2021	64.57
APPCA0406-857	Amazon Capital Services	4/6/2021	8.10
APPCA0406-858	Amazon Capital Services	4/6/2021	35.50
APPCA0406-859	Amazon Capital Services	4/6/2021	6.55
APPCA0406-860	Amazon Capital Services	4/6/2021	39.86
APPCA0406-861	Amazon Capital Services	4/6/2021	82.64
APPCA0406-862	Amazon Capital Services	4/6/2021	68.95
APPCA0406-863	Amazon Capital Services	4/6/2021	5.63
APPCA0406-864	Amazon Capital Services	4/6/2021	53.51
APPCA0406-865	Amazon Capital Services	4/6/2021	49.38
APPCA0406-866	Amazon Capital Services	4/6/2021	5.54

Pacific Coast Academy**Check Register****For the period ended April 30, 2021**

Check Number	Vendor Name	Check Date	Check Amount
APPCA0406-867	Amazon Capital Services	4/6/2021	40.83
APPCA0406-868	Amazon Capital Services	4/6/2021	55.94
APPCA0406-869	Amazon Capital Services	4/6/2021	68.86
APPCA0406-870	Amazon Capital Services	4/6/2021	6.69
APPCA0406-871	Amazon Capital Services	4/6/2021	9.64
APPCA0406-872	Amazon Capital Services	4/6/2021	27.18
APPCA0406-873	Amazon Capital Services	4/6/2021	43.43
APPCA0406-874	Amazon Capital Services	4/6/2021	9.73
APPCA0406-875	Amazon Capital Services	4/6/2021	9.69
APPCA0406-876	Amazon Capital Services	4/6/2021	67.53
APPCA0406-877	Amazon Capital Services	4/6/2021	77.11
APPCA0406-878	Amazon Capital Services	4/6/2021	80.79
APPCA0406-879	Amazon Capital Services	4/6/2021	43.27
APPCA0406-880	Amazon Capital Services	4/6/2021	76.98
APPCA0406-881	Amazon Capital Services	4/6/2021	25.58
APPCA0406-882	Amazon Capital Services	4/6/2021	54.63
APPCA0406-883	Amazon Capital Services	4/6/2021	62.26
APPCA0406-884	Amazon Capital Services	4/6/2021	48.38
APPCA0406-885	Amazon Capital Services	4/6/2021	26.25
APPCA0406-886	Amazon Capital Services	4/6/2021	51.81
APPCA0406-887	Amazon Capital Services	4/6/2021	7.92
APPCA0406-888	Amazon Capital Services	4/6/2021	33.28
APPCA0406-889	Amazon Capital Services	4/6/2021	51.02
APPCA0406-890	Amazon Capital Services	4/6/2021	37.35
APPCA0406-891	Amazon Capital Services	4/6/2021	25.84
APPCA0406-892	Amazon Capital Services	4/6/2021	7.53
APPCA0406-893	Amazon Capital Services	4/6/2021	7.60
APPCA0406-894	Amazon Capital Services	4/6/2021	37.78
APPCA0406-895	Amazon Capital Services	4/6/2021	7.58
APPCA0406-896	Amazon Capital Services	4/6/2021	27.01
APPCA0406-897	Amazon Capital Services	4/6/2021	32.14
APPCA0406-898	Amazon Capital Services	4/6/2021	54.22
APPCA0406-899	Amazon Capital Services	4/6/2021	62.49
APPCA0406-900	Amazon Capital Services	4/6/2021	4.82
APPCA0406-901	Amazon Capital Services	4/6/2021	105.66
APPCA0406-902	Amazon Capital Services	4/6/2021	85.27
APPCA0406-903	Amazon Capital Services	4/6/2021	33.59
APPCA0406-904	Amazon Capital Services	4/6/2021	40.41
APPCA0406-905	Amazon Capital Services	4/6/2021	49.95
APPCA0406-906	Amazon Capital Services	4/6/2021	35.97
APPCA0406-907	Amazon Capital Services	4/6/2021	8.29
APPCA0406-908	Amazon Capital Services	4/6/2021	8.94

Pacific Coast Academy**Check Register****For the period ended April 30, 2021**

Check Number	Vendor Name	Check Date	Check Amount
APPCA0406-909	Amazon Capital Services	4/6/2021	50.54
APPCA0406-910	Amazon Capital Services	4/6/2021	7.53
APPCA0406-911	Amazon Capital Services	4/6/2021	44.03
APPCA0406-912	Amazon Capital Services	4/6/2021	9.78
APPCA0406-913	Amazon Capital Services	4/6/2021	90.44
APPCA0406-914	Amazon Capital Services	4/6/2021	39.59
APPCA0406-915	Amazon Capital Services	4/6/2021	77.64
APPCA0406-916	Amazon Capital Services	4/6/2021	4.95
APPCA0406-917	Amazon Capital Services	4/6/2021	37.26
APPCA0406-918	Amazon Capital Services	4/6/2021	53.57
APPCA0406-919	Amazon Capital Services	4/6/2021	8.65
APPCA0406-920	Amazon Capital Services	4/6/2021	6.06
APPCA0406-921	Amazon Capital Services	4/6/2021	34.68
APPCA0406-922	Amazon Capital Services	4/6/2021	9.69
APPCA0406-923	Amazon Capital Services	4/6/2021	10.77
APPCA0406-924	Amazon Capital Services	4/6/2021	312.46
APPCA0406-925	Amazon Capital Services	4/6/2021	10.76
APPCA0406-926	Amazon Capital Services	4/6/2021	10.66
APPCA0406-927	Amazon Capital Services	4/6/2021	6.13
APPCA0406-928	Amazon Capital Services	4/6/2021	36.60
APPCA0406-929	Amazon Capital Services	4/6/2021	44.16
APPCA0406-930	Amazon Capital Services	4/6/2021	71.64
APPCA0406-931	Amazon Capital Services	4/6/2021	58.14
APPCA0406-932	Amazon Capital Services	4/6/2021	33.00
APPCA0406-933	Amazon Capital Services	4/6/2021	72.34
APPCA0406-934	Amazon Capital Services	4/6/2021	75.85
APPCA0406-935	Amazon Capital Services	4/6/2021	57.07
APPCA0406-936	Amazon Capital Services	4/6/2021	24.77
APPCA0406-937	Amazon Capital Services	4/6/2021	62.07
APPCA0406-938	Amazon Capital Services	4/6/2021	8.65
APPCA0406-939	Amazon Capital Services	4/6/2021	32.61
APPCA0406-940	Amazon Capital Services	4/6/2021	5.80
APPCA0406-941	Amazon Capital Services	4/6/2021	27.90
APPCA0406-942	Amazon Capital Services	4/6/2021	78.62
APPCA0406-943	Amazon Capital Services	4/6/2021	36.16
APPCA0406-944	Amazon Capital Services	4/6/2021	64.39
APPCA0406-945	Amazon Capital Services	4/6/2021	6.32
APPCA0406-946	Amazon Capital Services	4/6/2021	6.01
APPCA0406-947	Amazon Capital Services	4/6/2021	9.78
APPCA0406-948	Amazon Capital Services	4/6/2021	8.54
APPCA0406-949	Amazon Capital Services	4/6/2021	5.76
APPCA0406-950	Amazon Capital Services	4/6/2021	5.40

Pacific Coast Academy**Check Register****For the period ended April 30, 2021**

Check Number	Vendor Name	Check Date	Check Amount
APPCA0406-951	Amazon Capital Services	4/6/2021	61.32
APPCA0406-952	Amazon Capital Services	4/6/2021	62.20
APPCA0406-953	Amazon Capital Services	4/6/2021	78.69
APPCA0406-954	Amazon Capital Services	4/6/2021	27.95
APPCA0406-955	Amazon Capital Services	4/6/2021	40.74
APPCA0406-956	Amazon Capital Services	4/6/2021	89.58
APPCA0406-957	Amazon Capital Services	4/6/2021	42.22
APPCA0406-958	Amazon Capital Services	4/6/2021	9.64
APPCA0406-959	Amazon Capital Services	4/6/2021	6.41
APPCA0406-960	Amazon Capital Services	4/6/2021	45.01
APPCA0406-961	Amazon Capital Services	4/6/2021	38.04
APPCA0406-962	Amazon Capital Services	4/6/2021	31.53
APPCA0406-963	Amazon Capital Services	4/6/2021	53.82
APPCA0406-964	Amazon Capital Services	4/6/2021	10.55
APPCA0406-965	Amazon Capital Services	4/6/2021	41.46
APPCA0406-966	Amazon Capital Services	4/6/2021	35.32
APPCA0406-967	Amazon Capital Services	4/6/2021	6.51
APPCA0406-968	Amazon Capital Services	4/6/2021	45.45
APPCA0406-969	Amazon Capital Services	4/6/2021	9.69
APPCA0406-970	Amazon Capital Services	4/6/2021	7.42
APPCA0406-971	Amazon Capital Services	4/6/2021	57.10
APPCA0406-972	Amazon Capital Services	4/6/2021	44.94
APPCA0406-973	Amazon Capital Services	4/6/2021	44.99
APPCA0406-974	Amazon Capital Services	4/6/2021	40.93
APPCA0406-975	Amazon Capital Services	4/6/2021	86.91
APPCA0406-976	Amazon Capital Services	4/6/2021	25.74
APPCA0406-977	Amazon Capital Services	4/6/2021	32.94
APPCA0406-978	Amazon Capital Services	4/6/2021	7.58
APPCA0406-979	Amazon Capital Services	4/6/2021	10.75
APPCA0406-980	Amazon Capital Services	4/6/2021	5.36
APPCA0406-981	Amazon Capital Services	4/6/2021	25.00
APPCA0406-982	Amazon Capital Services	4/6/2021	72.74
APPCA0406-983	Amazon Capital Services	4/6/2021	39.84
APPCA0406-984	Amazon Capital Services	4/6/2021	24.99
APPCA0406-985	Amazon Capital Services	4/6/2021	64.66
APPCA0406-986	Amazon Capital Services	4/6/2021	62.58
APPCA0406-987	Amazon Capital Services	4/6/2021	46.75
APPCA0406-988	Amazon Capital Services	4/6/2021	42.14
APPCA0406-989	Amazon Capital Services	4/6/2021	4.19
APPCA0406-990	Amazon Capital Services	4/6/2021	53.92
APPCA0406-991	Amazon Capital Services	4/6/2021	37.81
APPCA0406-992	Amazon Capital Services	4/6/2021	42.21

Pacific Coast Academy**Check Register****For the period ended April 30, 2021**

Check Number	Vendor Name	Check Date	Check Amount
APPCA0406-993	Amazon Capital Services	4/6/2021	31.66
APPCA0406-994	Amazon Capital Services	4/6/2021	40.87
APPCA0406-995	Amazon Capital Services	4/6/2021	70.01
APPCA0406-996	Amazon Capital Services	4/6/2021	39.05
APPCA0406-997	Amazon Capital Services	4/6/2021	46.57
APPCA0406-998	Amazon Capital Services	4/6/2021	5.38
APPCA0406-999	Amazon Capital Services	4/6/2021	43.05
APPCA0413-301	Amazon Capital Services	4/13/2021	21.76
APPCA0413-302	Amazon Capital Services	4/13/2021	5.92
APPCA0413-303	Amazon Capital Services	4/13/2021	19.78
APPCA0413-304	Amazon Capital Services	4/13/2021	5.73
APPCA0413-305	Amazon Capital Services	4/13/2021	6.35
APPCA0413-306	Amazon Capital Services	4/13/2021	33.73
APPCA0413-307	Amazon Capital Services	4/13/2021	20.38
APPCA0413-308	Amazon Capital Services	4/13/2021	11.49
APPCA0413-309	Amazon Capital Services	4/13/2021	14.00
APPCA0413-310	Amazon Capital Services	4/13/2021	45.24
APPCA0413-311	Amazon Capital Services	4/13/2021	35.73
APPCA0413-312	Amazon Capital Services	4/13/2021	9.69
APPCA0413-313	Amazon Capital Services	4/13/2021	40.95
APPCA0413-314	Amazon Capital Services	4/13/2021	12.56
APPCA0413-315	Amazon Capital Services	4/13/2021	13.68
APPCA0413-316	Amazon Capital Services	4/13/2021	25.14
APPCA0413-317	Amazon Capital Services	4/13/2021	19.27
APPCA0413-318	Amazon Capital Services	4/13/2021	47.38
APPCA0413-319	Amazon Capital Services	4/13/2021	23.34
APPCA0413-320	Amazon Capital Services	4/13/2021	37.92
APPCA0413-321	Amazon Capital Services	4/13/2021	68.00
APPCA0413-322	Amazon Capital Services	4/13/2021	16.69
APPCA0413-323	Amazon Capital Services	4/13/2021	96.97
APPCA0413-324	Amazon Capital Services	4/13/2021	10.76
APPCA0413-325	Amazon Capital Services	4/13/2021	20.34
APPCA0413-326	Amazon Capital Services	4/13/2021	26.93
APPCA0413-327	Amazon Capital Services	4/13/2021	21.54
APPCA0413-328	Amazon Capital Services	4/13/2021	10.81
APPCA0413-329	Amazon Capital Services	4/13/2021	126.87
APPCA0413-330	Amazon Capital Services	4/13/2021	59.73
APPCA0413-331	Amazon Capital Services	4/13/2021	27.30
APPCA0413-332	Amazon Capital Services	4/13/2021	102.51
APPCA0413-333	Amazon Capital Services	4/13/2021	43.78
APPCA0413-334	Amazon Capital Services	4/13/2021	37.69
APPCA0413-335	Amazon Capital Services	4/13/2021	36.64

Pacific Coast Academy

Check Register

For the period ended April 30, 2021

Check Number	Vendor Name	Check Date	Check Amount
APPCA0413-336	Amazon Capital Services	4/13/2021	30.01
APPCA0413-337	Amazon Capital Services	4/13/2021	17.29
APPCA0413-338	Amazon Capital Services	4/13/2021	3.81
APPCA0413-339	Amazon Capital Services	4/13/2021	20.97
APPCA0413-340	Amazon Capital Services	4/13/2021	6.45
APPCA0413-341	Amazon Capital Services	4/13/2021	44.53
APPCA0413-342	Amazon Capital Services	4/13/2021	45.59
APPCA0413-343	Amazon Capital Services	4/13/2021	22.05
APPCA0413-344	Amazon Capital Services	4/13/2021	6.45
APPCA0413-345	Amazon Capital Services	4/13/2021	5.33
APPCA0413-346	Amazon Capital Services	4/13/2021	21.44
APPCA0413-347	Amazon Capital Services	4/13/2021	19.35
APPCA0413-348	Amazon Capital Services	4/13/2021	59.75
APPCA0413-349	Amazon Capital Services	4/13/2021	5.38
APPCA0413-350	Amazon Capital Services	4/13/2021	58.57
APPCA0413-351	Amazon Capital Services	4/13/2021	26.93
APPCA0413-352	Amazon Capital Services	4/13/2021	30.98
APPCA0413-353	Amazon Capital Services	4/13/2021	50.16
APPCA0413-354	Amazon Capital Services	4/13/2021	33.33
APPCA0413-355	Amazon Capital Services	4/13/2021	23.68
APPCA0413-356	Amazon Capital Services	4/13/2021	101.99
APPCA0413-357	Amazon Capital Services	4/13/2021	25.74
APPCA0413-358	Amazon Capital Services	4/13/2021	14.95
APPCA0413-359	Amazon Capital Services	4/13/2021	6.45
APPCA0413-360	Amazon Capital Services	4/13/2021	8.64
APPCA0413-361	Amazon Capital Services	4/13/2021	35.60
APPCA0413-362	Amazon Capital Services	4/13/2021	84.72
APPCA0413-363	Amazon Capital Services	4/13/2021	20.35
APPCA0413-364	Amazon Capital Services	4/13/2021	21.52
APPCA0413-365	Amazon Capital Services	4/13/2021	43.28
APPCA0413-366	Amazon Capital Services	4/13/2021	91.40
APPCA0413-367	Amazon Capital Services	4/13/2021	5.43
APPCA0413-368	Amazon Capital Services	4/13/2021	14.98
APPCA0413-369	Amazon Capital Services	4/13/2021	30.17
APPCA0413-370	Amazon Capital Services	4/13/2021	64.50
APPCA0413-371	Amazon Capital Services	4/13/2021	43.22
APPCA0413-372	Amazon Capital Services	4/13/2021	13.95
APPCA0413-373	Amazon Capital Services	4/13/2021	109.39
APPCA0413-374	Amazon Capital Services	4/13/2021	41.00
APPCA0413-375	Amazon Capital Services	4/13/2021	7.53
APPCA0413-376	Amazon Capital Services	4/13/2021	9.69
APPCA0413-377	Amazon Capital Services	4/13/2021	17.61

Pacific Coast Academy**Check Register****For the period ended April 30, 2021**

Check Number	Vendor Name	Check Date	Check Amount
APPCA0413-378	Amazon Capital Services	4/13/2021	80.30
APPCA0413-379	Amazon Capital Services	4/13/2021	9.69
APPCA0413-380	Amazon Capital Services	4/13/2021	18.73
APPCA0413-381	Amazon Capital Services	4/13/2021	12.90
APPCA0413-382	Amazon Capital Services	4/13/2021	4.30
APPCA0413-383	Amazon Capital Services	4/13/2021	136.78
APPCA0413-384	Amazon Capital Services	4/13/2021	20.46
APPCA0413-385	Amazon Capital Services	4/13/2021	63.67
APPCA0413-386	Amazon Capital Services	4/13/2021	41.75
APPCA0413-387	Amazon Capital Services	4/13/2021	114.03
APPCA0413-388	Amazon Capital Services	4/13/2021	25.55
APPCA0413-389	Amazon Capital Services	4/13/2021	7.53
APPCA0413-390	Amazon Capital Services	4/13/2021	16.70
APPCA0413-391	Amazon Capital Services	4/13/2021	46.04
APPCA0413-392	Amazon Capital Services	4/13/2021	115.89
APPCA0413-393	Amazon Capital Services	4/13/2021	15.07
APPCA0413-394	Amazon Capital Services	4/13/2021	9.73
APPCA0413-395	Amazon Capital Services	4/13/2021	21.54
APPCA0413-396	Amazon Capital Services	4/13/2021	82.90
APPCA0413-397	Amazon Capital Services	4/13/2021	38.23
APPCA0413-398	Amazon Capital Services	4/13/2021	13.68
APPCA0413-399	Amazon Capital Services	4/13/2021	24.48
APPCA0413-400	Amazon Capital Services	4/13/2021	167.75
APPCA0413-401	Amazon Capital Services	4/13/2021	87.04
APPCA0413-402	Amazon Capital Services	4/13/2021	28.00
APPCA0413-403	Amazon Capital Services	4/13/2021	6.51
APPCA0413-404	Amazon Capital Services	4/13/2021	30.16
APPCA0413-405	Amazon Capital Services	4/13/2021	29.09
APPCA0413-406	Amazon Capital Services	4/13/2021	32.18
APPCA0413-407	Amazon Capital Services	4/13/2021	25.82
APPCA0413-408	Amazon Capital Services	4/13/2021	34.66
APPCA0413-409	Amazon Capital Services	4/13/2021	33.07
APPCA0413-410	Amazon Capital Services	4/13/2021	5.37
APPCA0413-411	Amazon Capital Services	4/13/2021	61.12
APPCA0413-412	Amazon Capital Services	4/13/2021	45.01
APPCA0413-413	Amazon Capital Services	4/13/2021	23.69
APPCA0413-414	Amazon Capital Services	4/13/2021	135.49
APPCA0413-415	Amazon Capital Services	4/13/2021	22.80
APPCA0413-416	Amazon Capital Services	4/13/2021	7.99
APPCA0413-417	Amazon Capital Services	4/13/2021	53.41
APPCA0413-418	Amazon Capital Services	4/13/2021	29.07
APPCA0413-419	Amazon Capital Services	4/13/2021	43.86

Pacific Coast Academy**Check Register****For the period ended April 30, 2021**

Check Number	Vendor Name	Check Date	Check Amount
APPCA0413-420	Amazon Capital Services	4/13/2021	49.90
APPCA0413-421	Amazon Capital Services	4/13/2021	47.60
APPCA0413-422	Amazon Capital Services	4/13/2021	12.74
APPCA0413-423	Amazon Capital Services	4/13/2021	54.92
APPCA0413-424	Amazon Capital Services	4/13/2021	26.32
APPCA0413-425	Amazon Capital Services	4/13/2021	26.93
APPCA0413-426	Amazon Capital Services	4/13/2021	18.39
APPCA0413-427	Amazon Capital Services	4/13/2021	12.74
APPCA0413-428	Amazon Capital Services	4/13/2021	55.89
APPCA0413-429	Amazon Capital Services	4/13/2021	16.16
APPCA0413-430	Amazon Capital Services	4/13/2021	15.07
APPCA0413-431	Amazon Capital Services	4/13/2021	15.07
APPCA0413-432	Amazon Capital Services	4/13/2021	54.10
APPCA0413-433	Amazon Capital Services	4/13/2021	53.09
APPCA0413-434	Amazon Capital Services	4/13/2021	48.72
APPCA0413-435	Amazon Capital Services	4/13/2021	134.04
APPCA0413-436	Amazon Capital Services	4/13/2021	56.02
APPCA0413-437	Amazon Capital Services	4/13/2021	16.14
APPCA0413-438	Amazon Capital Services	4/13/2021	12.09
APPCA0413-439	Amazon Capital Services	4/13/2021	14.00
APPCA0413-440	Amazon Capital Services	4/13/2021	24.66
APPCA0413-441	Amazon Capital Services	4/13/2021	14.20
APPCA0413-442	Amazon Capital Services	4/13/2021	12.82
APPCA0413-443	Amazon Capital Services	4/13/2021	28.00
APPCA0413-444	Amazon Capital Services	4/13/2021	81.18
APPCA0413-445	Amazon Capital Services	4/13/2021	14.00
APPCA0413-446	Amazon Capital Services	4/13/2021	24.74
APPCA0413-447	Amazon Capital Services	4/13/2021	103.91
APPCA0413-448	Amazon Capital Services	4/13/2021	79.70
APPCA0413-449	Amazon Capital Services	4/13/2021	7.93
APPCA0413-450	Amazon Capital Services	4/13/2021	22.62
APPCA0413-451	Amazon Capital Services	4/13/2021	13.62
APPCA0413-452	Amazon Capital Services	4/13/2021	44.18
APPCA0413-453	Amazon Capital Services	4/13/2021	66.31
APPCA0413-454	Amazon Capital Services	4/13/2021	8.60
APPCA0413-455	Amazon Capital Services	4/13/2021	12.88
APPCA0413-456	Amazon Capital Services	4/13/2021	20.67
APPCA0413-457	Amazon Capital Services	4/13/2021	8.82
APPCA0413-458	Amazon Capital Services	4/13/2021	13.37
APPCA0413-459	Amazon Capital Services	4/13/2021	48.65
APPCA0413-460	Amazon Capital Services	4/13/2021	25.17
APPCA0413-461	Amazon Capital Services	4/13/2021	73.24

Pacific Coast Academy**Check Register****For the period ended April 30, 2021**

Check Number	Vendor Name	Check Date	Check Amount
APPCA0413-462	Amazon Capital Services	4/13/2021	54.38
APPCA0413-463	Amazon Capital Services	4/13/2021	48.78
APPCA0413-464	Amazon Capital Services	4/13/2021	17.21
APPCA0413-465	Amazon Capital Services	4/13/2021	18.31
APPCA0413-466	Amazon Capital Services	4/13/2021	8.65
APPCA0413-467	Amazon Capital Services	4/13/2021	40.04
APPCA0413-468	Amazon Capital Services	4/13/2021	50.82
APPCA0413-469	Amazon Capital Services	4/13/2021	39.35
APPCA0413-470	Amazon Capital Services	4/13/2021	17.39
APPCA0413-471	Amazon Capital Services	4/13/2021	29.17
APPCA0413-472	Amazon Capital Services	4/13/2021	56.64
APPCA0413-473	Amazon Capital Services	4/13/2021	13.90
APPCA0413-474	Amazon Capital Services	4/13/2021	31.24
APPCA0413-475	Amazon Capital Services	4/13/2021	178.62
APPCA0413-476	Amazon Capital Services	4/13/2021	100.90
APPCA0413-477	Amazon Capital Services	4/13/2021	21.01
APPCA0413-478	Amazon Capital Services	4/13/2021	20.65
APPCA0413-479	Amazon Capital Services	4/13/2021	68.42
APPCA0413-480	Amazon Capital Services	4/13/2021	25.85
APPCA0413-481	Amazon Capital Services	4/13/2021	26.03
APPCA0413-482	Amazon Capital Services	4/13/2021	14.06
APPCA0413-483	Amazon Capital Services	4/13/2021	17.65
APPCA0413-484	Amazon Capital Services	4/13/2021	37.03
APPCA0413-485	Amazon Capital Services	4/13/2021	10.25
APPCA0413-486	Amazon Capital Services	4/13/2021	21.54
APPCA0413-487	Amazon Capital Services	4/13/2021	6.08
APPCA0413-488	Amazon Capital Services	4/13/2021	5.92
APPCA0413-489	Amazon Capital Services	4/13/2021	28.67
APPCA0413-490	Amazon Capital Services	4/13/2021	53.86
APPCA0413-491	Amazon Capital Services	4/13/2021	16.88
APPCA0413-492	Amazon Capital Services	4/13/2021	53.46
APPCA0413-493	Amazon Capital Services	4/13/2021	12.88
APPCA0413-494	Amazon Capital Services	4/13/2021	32.58
APPCA0413-495	Amazon Capital Services	4/13/2021	20.56
APPCA0413-496	Amazon Capital Services	4/13/2021	14.97
APPCA0413-497	Amazon Capital Services	4/13/2021	29.08
APPCA0413-498	Amazon Capital Services	4/13/2021	12.39
APPCA0413-499	Amazon Capital Services	4/13/2021	38.80
APPCA0413-500	Amazon Capital Services	4/13/2021	39.86
APPCA0413-501	Amazon Capital Services	4/13/2021	26.16
APPCA0413-502	Amazon Capital Services	4/13/2021	39.86
APPCA0413-503	Amazon Capital Services	4/13/2021	92.97

Pacific Coast Academy**Check Register****For the period ended April 30, 2021**

Check Number	Vendor Name	Check Date	Check Amount
APPCA0413-504	Amazon Capital Services	4/13/2021	15.81
APPCA0413-505	Amazon Capital Services	4/13/2021	23.60
APPCA0413-506	Amazon Capital Services	4/13/2021	12.97
APPCA0413-507	Amazon Capital Services	4/13/2021	16.05
APPCA0413-508	Amazon Capital Services	4/13/2021	183.59
APPCA0413-509	Amazon Capital Services	4/13/2021	22.52
APPCA0413-510	Amazon Capital Services	4/13/2021	10.76
APPCA0413-511	Amazon Capital Services	4/13/2021	19.29
APPCA0413-512	Amazon Capital Services	4/13/2021	8.15
APPCA0413-513	Amazon Capital Services	4/13/2021	10.76
APPCA0413-514	Amazon Capital Services	4/13/2021	39.60
APPCA0413-515	Amazon Capital Services	4/13/2021	76.79
APPCA0413-516	Amazon Capital Services	4/13/2021	18.12
APPCA0413-517	Amazon Capital Services	4/13/2021	76.17
APPCA0413-518	Amazon Capital Services	4/13/2021	19.57
APPCA0413-519	Amazon Capital Services	4/13/2021	6.27
APPCA0413-520	Amazon Capital Services	4/13/2021	23.69
APPCA0413-521	Amazon Capital Services	4/13/2021	35.37
APPCA0413-522	Amazon Capital Services	4/13/2021	11.78
APPCA0413-523	Amazon Capital Services	4/13/2021	25.31
APPCA0413-524	Amazon Capital Services	4/13/2021	61.45
APPCA0413-525	Amazon Capital Services	4/13/2021	6.50
APPCA0413-526	Amazon Capital Services	4/13/2021	22.72
APPCA0413-527	Amazon Capital Services	4/13/2021	53.76
APPCA0413-528	Amazon Capital Services	4/13/2021	24.10
APPCA0413-529	Amazon Capital Services	4/13/2021	36.18
APPCA0413-530	Amazon Capital Services	4/13/2021	34.16
APPCA0413-531	Amazon Capital Services	4/13/2021	19.36
APPCA0413-532	Amazon Capital Services	4/13/2021	26.93
APPCA0413-533	Amazon Capital Services	4/13/2021	33.71
APPCA0413-534	Amazon Capital Services	4/13/2021	159.06
APPCA0413-535	Amazon Capital Services	4/13/2021	15.68
APPCA0413-536	Amazon Capital Services	4/13/2021	47.81
APPCA0413-537	Amazon Capital Services	4/13/2021	26.60
APPCA0413-538	Amazon Capital Services	4/13/2021	21.54
APPCA0413-539	Amazon Capital Services	4/13/2021	67.18
APPCA0413-540	Amazon Capital Services	4/13/2021	220.35
APPCA0413-541	Amazon Capital Services	4/13/2021	8.57
APPCA0413-542	Amazon Capital Services	4/13/2021	62.26
APPCA0413-543	Amazon Capital Services	4/13/2021	9.69
APPCA0413-544	Amazon Capital Services	4/13/2021	6.68
APPCA0413-545	Amazon Capital Services	4/13/2021	18.31

Pacific Coast Academy**Check Register****For the period ended April 30, 2021**

Check Number	Vendor Name	Check Date	Check Amount
APPCA0413-546	Amazon Capital Services	4/13/2021	16.42
APPCA0413-547	Amazon Capital Services	4/13/2021	6.35
APPCA0413-548	Amazon Capital Services	4/13/2021	10.78
APPCA0413-549	Amazon Capital Services	4/13/2021	58.45
APPCA0413-550	Amazon Capital Services	4/13/2021	19.50
APPCA0413-551	Amazon Capital Services	4/13/2021	116.26
APPCA0413-552	Amazon Capital Services	4/13/2021	16.23
APPCA0413-553	Amazon Capital Services	4/13/2021	32.46
APPCA0413-554	Amazon Capital Services	4/13/2021	44.33
APPCA0413-555	Amazon Capital Services	4/13/2021	60.29
APPCA0413-556	Amazon Capital Services	4/13/2021	5.59
APPCA0413-557	Amazon Capital Services	4/13/2021	68.85
APPCA0413-558	Amazon Capital Services	4/13/2021	62.47
APPCA0413-559	Amazon Capital Services	4/13/2021	25.85
APPCA0413-560	Amazon Capital Services	4/13/2021	32.16
APPCA0413-561	Amazon Capital Services	4/13/2021	25.17
APPCA0413-562	Amazon Capital Services	4/13/2021	35.06
APPCA0413-563	Amazon Capital Services	4/13/2021	226.24
APPCA0413-564	Amazon Capital Services	4/13/2021	54.56
APPCA0413-565	Amazon Capital Services	4/13/2021	150.58
APPCA0413-566	Amazon Capital Services	4/13/2021	48.48
APPCA0413-567	Amazon Capital Services	4/13/2021	24.66
APPCA0413-568	Amazon Capital Services	4/13/2021	6.97
APPCA0413-569	Amazon Capital Services	4/13/2021	23.91
APPCA0413-570	Amazon Capital Services	4/13/2021	12.92
APPCA0413-571	Amazon Capital Services	4/13/2021	40.93
APPCA0413-572	Amazon Capital Services	4/13/2021	5.38
APPCA0413-573	Amazon Capital Services	4/13/2021	67.42
APPCA0413-574	Amazon Capital Services	4/13/2021	31.89
APPCA0413-575	Amazon Capital Services	4/13/2021	48.68
APPCA0413-576	Amazon Capital Services	4/13/2021	75.11
APPCA0413-577	Amazon Capital Services	4/13/2021	5.73
APPCA0413-578	Amazon Capital Services	4/13/2021	64.84
APPCA0413-579	Amazon Capital Services	4/13/2021	75.15
APPCA0413-580	Amazon Capital Services	4/13/2021	10.76
APPCA0413-581	Amazon Capital Services	4/13/2021	23.16
APPCA0413-582	Amazon Capital Services	4/13/2021	47.56
APPCA0413-583	Amazon Capital Services	4/13/2021	53.75
APPCA0413-584	Amazon Capital Services	4/13/2021	15.93
APPCA0413-585	Amazon Capital Services	4/13/2021	13.23
APPCA0413-586	Amazon Capital Services	4/13/2021	34.29
APPCA0413-587	Amazon Capital Services	4/13/2021	13.98

Pacific Coast Academy**Check Register****For the period ended April 30, 2021**

Check Number	Vendor Name	Check Date	Check Amount
APPCA0413-588	Amazon Capital Services	4/13/2021	140.06
APPCA0413-589	Amazon Capital Services	4/13/2021	43.68
APPCA0413-590	Amazon Capital Services	4/13/2021	8.61
APPCA0413-591	Amazon Capital Services	4/13/2021	5.29
APPCA0413-592	Amazon Capital Services	4/13/2021	32.31
APPCA0413-593	Amazon Capital Services	4/13/2021	16.15
APPCA0413-594	Amazon Capital Services	4/13/2021	37.70
APPCA0413-595	Amazon Capital Services	4/13/2021	54.12
APPCA0413-596	Amazon Capital Services	4/13/2021	9.37
APPCA0413-597	Amazon Capital Services	4/13/2021	27.85
APPCA0413-598	Amazon Capital Services	4/13/2021	226.19
APPCA0413-599	Amazon Capital Services	4/13/2021	17.17
APPCA0413-600	Amazon Capital Services	4/13/2021	5.73
APPCA0413-601	Amazon Capital Services	4/13/2021	58.65
APPCA0413-602	Amazon Capital Services	4/13/2021	37.56
APPCA0413-603	Amazon Capital Services	4/13/2021	45.02
APPCA0413-604	Amazon Capital Services	4/13/2021	32.27
APPCA0413-605	Amazon Capital Services	4/13/2021	51.95
APPCA0413-606	Amazon Capital Services	4/13/2021	31.08
APPCA0413-607	Amazon Capital Services	4/13/2021	35.32
APPCA0413-608	Amazon Capital Services	4/13/2021	10.45
APPCA0413-609	Amazon Capital Services	4/13/2021	103.49
APPCA0413-610	Amazon Capital Services	4/13/2021	28.23
APPCA0413-611	Amazon Capital Services	4/13/2021	10.76
APPCA0413-612	Amazon Capital Services	4/13/2021	5.93
APPCA0413-613	Amazon Capital Services	4/13/2021	38.77
APPCA0413-614	Amazon Capital Services	4/13/2021	20.65
APPCA0413-615	Amazon Capital Services	4/13/2021	15.32
APPCA0413-616	Amazon Capital Services	4/13/2021	97.64
APPCA0413-617	Amazon Capital Services	4/13/2021	11.01
APPCA0413-618	Amazon Capital Services	4/13/2021	50.12
APPCA0413-619	Amazon Capital Services	4/13/2021	45.16
APPCA0413-620	Amazon Capital Services	4/13/2021	61.46
APPCA0413-621	Amazon Capital Services	4/13/2021	18.10
APPCA0413-622	Amazon Capital Services	4/13/2021	29.42
APPCA0413-623	Amazon Capital Services	4/13/2021	13.86
APPCA0413-624	Amazon Capital Services	4/13/2021	49.25
APPCA0413-625	Amazon Capital Services	4/13/2021	240.18
APPCA0413-626	Amazon Capital Services	4/13/2021	22.60
APPCA0413-627	Amazon Capital Services	4/13/2021	53.76
APPCA0413-628	Amazon Capital Services	4/13/2021	56.55
APPCA0413-629	Amazon Capital Services	4/13/2021	26.90

Pacific Coast Academy**Check Register****For the period ended April 30, 2021**

Check Number	Vendor Name	Check Date	Check Amount
APPCA0413-630	Amazon Capital Services	4/13/2021	25.66
APPCA0413-631	Amazon Capital Services	4/13/2021	13.63
APPCA0413-632	Amazon Capital Services	4/13/2021	25.83
APPCA0413-633	Amazon Capital Services	4/13/2021	14.13
APPCA0413-634	Amazon Capital Services	4/13/2021	60.68
APPCA0413-635	Amazon Capital Services	4/13/2021	27.28
APPCA0413-636	Amazon Capital Services	4/13/2021	22.92
APPCA0413-637	Amazon Capital Services	4/13/2021	19.28
APPCA0413-638	Amazon Capital Services	4/13/2021	132.31
APPCA0413-639	Amazon Capital Services	4/13/2021	57.00
APPCA0413-640	Amazon Capital Services	4/13/2021	79.47
APPCA0413-641	Amazon Capital Services	4/13/2021	139.99
APPCA0413-642	Amazon Capital Services	4/13/2021	50.87
APPCA0413-643	Amazon Capital Services	4/13/2021	29.22
APPCA0413-644	Amazon Capital Services	4/13/2021	13.55
APPCA0413-645	Amazon Capital Services	4/13/2021	131.23
APPCA0413-646	Amazon Capital Services	4/13/2021	10.76
APPCA0413-647	Amazon Capital Services	4/13/2021	10.95
APPCA0413-648	Amazon Capital Services	4/13/2021	27.38
APPCA0413-649	Amazon Capital Services	4/13/2021	53.76
APPCA0413-650	Amazon Capital Services	4/13/2021	28.00
APPCA0413-651	Amazon Capital Services	4/13/2021	24.93
APPCA0413-652	Amazon Capital Services	4/13/2021	25.31
APPCA0413-653	Amazon Capital Services	4/13/2021	20.26
APPCA0413-654	Amazon Capital Services	4/13/2021	37.83
APPCA0413-655	Amazon Capital Services	4/13/2021	187.88
APPCA0413-656	Amazon Capital Services	4/13/2021	17.86
APPCA0413-657	Amazon Capital Services	4/13/2021	35.43
APPCA0413-658	Amazon Capital Services	4/13/2021	24.92
APPCA0413-659	Amazon Capital Services	4/13/2021	55.03
APPCA0413-660	Amazon Capital Services	4/13/2021	32.27
APPCA0413-661	Amazon Capital Services	4/13/2021	17.23
APPCA0413-662	Amazon Capital Services	4/13/2021	22.85
APPCA0413-663	Amazon Capital Services	4/13/2021	12.70
APPCA0413-664	Amazon Capital Services	4/13/2021	22.83
APPCA0413-665	Amazon Capital Services	4/13/2021	23.69
APPCA0413-666	Amazon Capital Services	4/13/2021	43.50
APPCA0413-667	Amazon Capital Services	4/13/2021	19.34
APPCA0413-668	Amazon Capital Services	4/13/2021	71.80
APPCA0413-669	Amazon Capital Services	4/13/2021	30.16
APPCA0413-670	Amazon Capital Services	4/13/2021	10.76
APPCA0413-671	Amazon Capital Services	4/13/2021	39.52

Pacific Coast Academy**Check Register****For the period ended April 30, 2021**

Check Number	Vendor Name	Check Date	Check Amount
APPCA0413-672	Amazon Capital Services	4/13/2021	18.31
APPCA0413-673	Amazon Capital Services	4/13/2021	17.76
APPCA0413-674	Amazon Capital Services	4/13/2021	44.43
APPCA0413-675	Amazon Capital Services	4/13/2021	18.59
APPCA0413-676	Amazon Capital Services	4/13/2021	7.35
APPCA0413-677	Amazon Capital Services	4/13/2021	7.53
APPCA0413-678	Amazon Capital Services	4/13/2021	41.56
APPCA0413-679	Amazon Capital Services	4/13/2021	16.14
APPCA0413-680	Amazon Capital Services	4/13/2021	48.37
APPCA0413-681	Amazon Capital Services	4/13/2021	129.46
APPCA0413-682	Amazon Capital Services	4/13/2021	104.40
APPCA0413-683	Amazon Capital Services	4/13/2021	21.51
APPCA0413-684	Amazon Capital Services	4/13/2021	24.94
APPCA0413-685	Amazon Capital Services	4/13/2021	21.54
APPCA0413-686	Amazon Capital Services	4/13/2021	13.00
APPCA0413-687	Amazon Capital Services	4/13/2021	29.54
APPCA0413-688	Amazon Capital Services	4/13/2021	33.93
APPCA0413-689	Amazon Capital Services	4/13/2021	49.18
APPCA0413-690	Amazon Capital Services	4/13/2021	39.61
APPCA0413-691	Amazon Capital Services	4/13/2021	45.23
APPCA0413-692	Amazon Capital Services	4/13/2021	15.61
APPCA0413-693	Amazon Capital Services	4/13/2021	24.23
APPCA0413-694	Amazon Capital Services	4/13/2021	8.61
APPCA0413-695	Amazon Capital Services	4/13/2021	24.35
APPCA0413-696	Amazon Capital Services	4/13/2021	21.54
APPCA0413-697	Amazon Capital Services	4/13/2021	51.85
APPCA0413-698	Amazon Capital Services	4/13/2021	38.12
APPCA0413-699	Amazon Capital Services	4/13/2021	19.63
APPCA0413-700	Amazon Capital Services	4/13/2021	25.65
APPCA0413-701	Amazon Capital Services	4/13/2021	13.67
APPCA0413-702	Amazon Capital Services	4/13/2021	81.32
APPCA0413-703	Amazon Capital Services	4/13/2021	29.19
APPCA0413-704	Amazon Capital Services	4/13/2021	7.60
APPCA0413-705	Amazon Capital Services	4/13/2021	13.57
APPCA0413-706	Amazon Capital Services	4/13/2021	75.41
APPCA0413-707	Amazon Capital Services	4/13/2021	94.83
APPCA0413-708	Amazon Capital Services	4/13/2021	12.39
APPCA0413-709	Amazon Capital Services	4/13/2021	19.03
APPCA0413-710	Amazon Capital Services	4/13/2021	38.68
APPCA0413-711	Amazon Capital Services	4/13/2021	50.16
APPCA0413-712	Amazon Capital Services	4/13/2021	21.84
APPCA0413-713	Amazon Capital Services	4/13/2021	44.08

Pacific Coast Academy**Check Register****For the period ended April 30, 2021**

Check Number	Vendor Name	Check Date	Check Amount
APPCA0413-714	Amazon Capital Services	4/13/2021	63.29
APPCA0413-715	Amazon Capital Services	4/13/2021	29.10
APPCA0413-716	Amazon Capital Services	4/13/2021	63.97
APPCA0413-717	Amazon Capital Services	4/13/2021	70.77
APPCA0413-718	Amazon Capital Services	4/13/2021	27.17
APPCA0413-719	Amazon Capital Services	4/13/2021	27.96
APPCA0413-720	Amazon Capital Services	4/13/2021	90.44
APPCA0413-721	Amazon Capital Services	4/13/2021	9.69
APPCA0413-722	Amazon Capital Services	4/13/2021	19.96
APPCA0413-723	Amazon Capital Services	4/13/2021	43.22
APPCA0413-724	Amazon Capital Services	4/13/2021	8.82
APPCA0413-725	Amazon Capital Services	4/13/2021	35.54
APPCA0413-726	Amazon Capital Services	4/13/2021	34.47
APPCA0413-727	Amazon Capital Services	4/13/2021	10.77
APPCA0413-728	Amazon Capital Services	4/13/2021	70.35
APPCA0413-729	Amazon Capital Services	4/13/2021	46.98
APPCA0413-730	Amazon Capital Services	4/13/2021	43.04
APPCA0413-731	Amazon Capital Services	4/13/2021	26.93
APPCA0413-732	Amazon Capital Services	4/13/2021	16.29
APPCA0413-733	Amazon Capital Services	4/13/2021	36.81
APPCA0413-734	Amazon Capital Services	4/13/2021	41.59
APPCA0413-735	Amazon Capital Services	4/13/2021	14.02
APPCA0413-736	Amazon Capital Services	4/13/2021	13.89
APPCA0413-737	Amazon Capital Services	4/13/2021	27.52
APPCA0413-738	Amazon Capital Services	4/13/2021	33.07
APPCA0413-739	Amazon Capital Services	4/13/2021	22.26
APPCA0413-740	Amazon Capital Services	4/13/2021	12.72
APPCA0413-741	Amazon Capital Services	4/13/2021	24.96
APPCA0413-742	Amazon Capital Services	4/13/2021	16.58
APPCA0413-743	Amazon Capital Services	4/13/2021	58.15
APPCA0413-744	Amazon Capital Services	4/13/2021	20.46
APPCA0413-745	Amazon Capital Services	4/13/2021	5.74
APPCA0413-746	Amazon Capital Services	4/13/2021	161.86
APPCA0413-747	Amazon Capital Services	4/13/2021	18.18
APPCA0413-748	Amazon Capital Services	4/13/2021	16.15
APPCA0413-749	Amazon Capital Services	4/13/2021	46.90
APPCA0413-750	Amazon Capital Services	4/13/2021	12.91
APPCA0413-751	Amazon Capital Services	4/13/2021	13.10
APPCA0413-752	Amazon Capital Services	4/13/2021	23.68
APPCA0413-753	Amazon Capital Services	4/13/2021	58.46
APPCA0413-754	Amazon Capital Services	4/13/2021	22.86
APPCA0413-755	Amazon Capital Services	4/13/2021	14.13

Pacific Coast Academy**Check Register****For the period ended April 30, 2021**

Check Number	Vendor Name	Check Date	Check Amount
APPCA0413-756	Amazon Capital Services	4/13/2021	10.01
APPCA0413-757	Amazon Capital Services	4/13/2021	25.47
APPCA0413-758	Amazon Capital Services	4/13/2021	49.54
APPCA0413-759	Amazon Capital Services	4/13/2021	25.84
APPCA0413-760	Amazon Capital Services	4/13/2021	19.71
APPCA0413-761	Amazon Capital Services	4/13/2021	32.57
APPCA0413-762	Amazon Capital Services	4/13/2021	135.73
APPCA0413-763	Amazon Capital Services	4/13/2021	65.96
APPCA0413-764	Amazon Capital Services	4/13/2021	21.54
APPCA0413-765	Amazon Capital Services	4/13/2021	33.06
APPCA0413-766	Amazon Capital Services	4/13/2021	52.93
APPCA0413-767	Amazon Capital Services	4/13/2021	511.26
APPCA0413-768	Amazon Capital Services	4/13/2021	10.62
APPCA0413-769	Amazon Capital Services	4/13/2021	18.49
APPCA0413-770	Amazon Capital Services	4/13/2021	22.80
APPCA0413-771	Amazon Capital Services	4/13/2021	28.44
APPCA0413-772	Amazon Capital Services	4/13/2021	103.72
APPCA0413-773	Amazon Capital Services	4/13/2021	48.32
APPCA0413-774	Amazon Capital Services	4/13/2021	103.70
APPCA0413-775	Amazon Capital Services	4/13/2021	68.84
APPCA0413-776	Amazon Capital Services	4/13/2021	27.73
APPCA0413-777	Amazon Capital Services	4/13/2021	58.44
APPCA0413-778	Amazon Capital Services	4/13/2021	84.93
APPCA0413-779	Amazon Capital Services	4/13/2021	95.80
APPCA0413-780	Amazon Capital Services	4/13/2021	38.13
APPCA0413-781	Amazon Capital Services	4/13/2021	40.85
APPCA0413-782	Amazon Capital Services	4/13/2021	4.84
APPCA0413-783	Amazon Capital Services	4/13/2021	28.25
APPCA0413-784	Amazon Capital Services	4/13/2021	10.77
APPCA0413-785	Amazon Capital Services	4/13/2021	8.61
APPCA0413-786	Amazon Capital Services	4/13/2021	22.83
APPCA0413-787	Amazon Capital Services	4/13/2021	19.52
APPCA0413-788	Amazon Capital Services	4/13/2021	46.70
APPCA0413-789	Amazon Capital Services	4/13/2021	48.37
APPCA0413-790	Amazon Capital Services	4/13/2021	32.32
APPCA0413-791	Amazon Capital Services	4/13/2021	4.82
APPCA0413-792	Amazon Capital Services	4/13/2021	10.76
APPCA0413-793	Amazon Capital Services	4/13/2021	10.86
APPCA0413-794	Amazon Capital Services	4/13/2021	47.03
APPCA0413-795	Amazon Capital Services	4/13/2021	28.26
APPCA0413-796	Amazon Capital Services	4/13/2021	10.84
APPCA0413-797	Amazon Capital Services	4/13/2021	29.03

Pacific Coast Academy

Check Register

For the period ended April 30, 2021

Check Number	Vendor Name	Check Date	Check Amount
APPCA0413-798	Oyster Inc.	4/13/2021	407.49
APPCA0415-115	Amazon Capital Services	4/15/2021	13.95
APPCA0415-116	Amazon Capital Services	4/15/2021	78.18
APPCA0415-117	Amazon Capital Services	4/15/2021	113.76
APPCA0415-118	Amazon Capital Services	4/15/2021	17.65
APPCA0415-119	Amazon Capital Services	4/15/2021	79.05
APPCA0415-120	Amazon Capital Services	4/15/2021	43.43
APPCA0415-121	Amazon Capital Services	4/15/2021	16.88
APPCA0415-122	Amazon Capital Services	4/15/2021	13.01
APPCA0415-123	Amazon Capital Services	4/15/2021	7.50
APPCA0415-124	Amazon Capital Services	4/15/2021	60.16
APPCA0415-125	Amazon Capital Services	4/15/2021	93.80
APPCA0415-126	Amazon Capital Services	4/15/2021	40.82
APPCA0415-127	Amazon Capital Services	4/15/2021	24.73
APPCA0415-128	Amazon Capital Services	4/15/2021	28.43
APPCA0415-129	Amazon Capital Services	4/15/2021	20.24
APPCA0415-130	Amazon Capital Services	4/15/2021	13.58
APPCA0415-131	Amazon Capital Services	4/15/2021	50.62
APPCA0415-132	Amazon Capital Services	4/15/2021	53.82
APPCA0415-133	Amazon Capital Services	4/15/2021	40.42
APPCA0415-134	Amazon Capital Services	4/15/2021	21.53
APPCA0415-135	Amazon Capital Services	4/15/2021	19.40
APPCA0415-136	Amazon Capital Services	4/15/2021	19.40
APPCA0415-137	Amazon Capital Services	4/15/2021	45.53
APPCA0415-138	Amazon Capital Services	4/15/2021	11.85
APPCA0415-139	Amazon Capital Services	4/15/2021	26.90
APPCA0415-140	Amazon Capital Services	4/15/2021	3.22
APPCA0415-141	Amazon Capital Services	4/15/2021	49.40
APPCA0415-142	Amazon Capital Services	4/15/2021	96.41
APPCA0415-143	Amazon Capital Services	4/15/2021	21.40
APPCA0415-144	Amazon Capital Services	4/15/2021	28.87
APPCA0415-145	Amazon Capital Services	4/15/2021	15.21
APPCA0415-146	Amazon Capital Services	4/15/2021	9.69
APPCA0415-147	Amazon Capital Services	4/15/2021	45.24
APPCA0415-148	Amazon Capital Services	4/15/2021	86.19
APPCA0415-149	Amazon Capital Services	4/15/2021	7.51
APPCA0415-150	Amazon Capital Services	4/15/2021	20.45
APPCA0415-151	Amazon Capital Services	4/15/2021	73.02
APPCA0415-152	Amazon Capital Services	4/15/2021	32.02
APPCA0415-153	Amazon Capital Services	4/15/2021	51.41
APPCA0415-154	Amazon Capital Services	4/15/2021	26.73
APPCA0415-155	Amazon Capital Services	4/15/2021	39.61

Pacific Coast Academy**Check Register****For the period ended April 30, 2021**

Check Number	Vendor Name	Check Date	Check Amount
APPCA0415-156	Amazon Capital Services	4/15/2021	23.18
APPCA0415-157	Amazon Capital Services	4/15/2021	53.85
APPCA0415-158	Amazon Capital Services	4/15/2021	14.05
APPCA0415-159	Amazon Capital Services	4/15/2021	33.80
APPCA0415-160	Amazon Capital Services	4/15/2021	60.61
APPCA0415-161	Amazon Capital Services	4/15/2021	25.98
APPCA0415-162	Amazon Capital Services	4/15/2021	63.15
APPCA0415-163	Amazon Capital Services	4/15/2021	86.94
APPCA0415-164	Amazon Capital Services	4/15/2021	50.40
APPCA0415-165	Amazon Capital Services	4/15/2021	86.78
APPCA0415-166	Amazon Capital Services	4/15/2021	17.19
APPCA0415-167	Amazon Capital Services	4/15/2021	19.50
APPCA0415-168	Amazon Capital Services	4/15/2021	35.47
APPCA0415-169	Amazon Capital Services	4/15/2021	81.80
APPCA0415-170	Amazon Capital Services	4/15/2021	20.46
APPCA0415-171	Amazon Capital Services	4/15/2021	35.60
APPCA0415-172	Amazon Capital Services	4/15/2021	55.46
APPCA0415-173	Amazon Capital Services	4/15/2021	11.84
APPCA0415-174	Amazon Capital Services	4/15/2021	6.86
APPCA0415-175	Amazon Capital Services	4/15/2021	39.49
APPCA0415-176	Amazon Capital Services	4/15/2021	14.00
APPCA0415-177	Amazon Capital Services	4/15/2021	33.29
APPCA0415-178	Amazon Capital Services	4/15/2021	8.61
APPCA0415-179	Amazon Capital Services	4/15/2021	23.30
APPCA0415-180	Amazon Capital Services	4/15/2021	13.98
APPCA0415-181	Amazon Capital Services	4/15/2021	26.66
APPCA0415-182	Amazon Capital Services	4/15/2021	9.41
APPCA0415-183	Amazon Capital Services	4/15/2021	2.47
APPCA0415-184	Amazon Capital Services	4/15/2021	119.55
APPCA0415-185	Amazon Capital Services	4/15/2021	14.83
APPCA0415-186	Amazon Capital Services	4/15/2021	15.06
APPCA0415-187	Amazon Capital Services	4/15/2021	59.25
APPCA0415-188	Amazon Capital Services	4/15/2021	10.76
APPCA0415-189	Amazon Capital Services	4/15/2021	6.78
APPCA0415-190	Amazon Capital Services	4/15/2021	10.43
APPCA0415-191	Amazon Capital Services	4/15/2021	24.65
APPCA0415-192	Amazon Capital Services	4/15/2021	117.39
APPCA0415-193	Amazon Capital Services	4/15/2021	228.27
APPCA0415-194	Amazon Capital Services	4/15/2021	15.06
APPCA0415-195	Amazon Capital Services	4/15/2021	29.38
APPCA0415-196	Amazon Capital Services	4/15/2021	24.56
APPCA0415-197	Amazon Capital Services	4/15/2021	1.68

Pacific Coast Academy**Check Register****For the period ended April 30, 2021**

Check Number	Vendor Name	Check Date	Check Amount
APPCA0415-198	Amazon Capital Services	4/15/2021	26.89
APPCA0415-199	Amazon Capital Services	4/15/2021	52.55
APPCA0415-200	Amazon Capital Services	4/15/2021	5.66
APPCA0415-201	Amazon Capital Services	4/15/2021	25.98
APPCA0415-202	Amazon Capital Services	4/15/2021	5.38
APPCA0415-203	Amazon Capital Services	4/15/2021	18.72
APPCA0415-204	Amazon Capital Services	4/15/2021	6.96
APPCA0415-205	Amazon Capital Services	4/15/2021	27.10
APPCA0415-206	Amazon Capital Services	4/15/2021	50.55
APPCA0415-207	Amazon Capital Services	4/15/2021	87.27
APPCA0415-208	Amazon Capital Services	4/15/2021	30.04
APPCA0415-209	Amazon Capital Services	4/15/2021	32.62
APPCA0415-210	Amazon Capital Services	4/15/2021	78.02
APPCA0415-211	Amazon Capital Services	4/15/2021	7.30
APPCA0415-212	Amazon Capital Services	4/15/2021	17.74
APPCA0415-213	Amazon Capital Services	4/15/2021	19.34
APPCA0415-214	Amazon Capital Services	4/15/2021	5.39
APPCA0415-215	Amazon Capital Services	4/15/2021	16.15
APPCA0415-216	Amazon Capital Services	4/15/2021	24.94
APPCA0415-217	Amazon Capital Services	4/15/2021	63.38
APPCA0415-218	Amazon Capital Services	4/15/2021	86.59
APPCA0415-219	Amazon Capital Services	4/15/2021	8.61
APPCA0415-220	Amazon Capital Services	4/15/2021	30.15
APPCA0415-221	Amazon Capital Services	4/15/2021	10.76
APPCA0415-222	Amazon Capital Services	4/15/2021	24.73
APPCA0415-223	Amazon Capital Services	4/15/2021	35.52
APPCA0415-224	Amazon Capital Services	4/15/2021	47.35
APPCA0415-225	Amazon Capital Services	4/15/2021	15.02
APPCA0415-226	Amazon Capital Services	4/15/2021	14.13
APPCA0415-227	Amazon Capital Services	4/15/2021	29.16
APPCA0415-228	Amazon Capital Services	4/15/2021	39.61
APPCA0415-229	Amazon Capital Services	4/15/2021	72.81
APPCA0415-230	Amazon Capital Services	4/15/2021	52.83
APPCA0415-231	Amazon Capital Services	4/15/2021	14.98
APPCA0415-232	Amazon Capital Services	4/15/2021	38.03
APPCA0415-233	Amazon Capital Services	4/15/2021	12.01
APPCA0415-234	Amazon Capital Services	4/15/2021	53.02
APPCA0415-235	Amazon Capital Services	4/15/2021	27.86
APPCA0415-236	Amazon Capital Services	4/15/2021	41.88
APPCA0415-237	Amazon Capital Services	4/15/2021	110.86
APPCA0415-238	Amazon Capital Services	4/15/2021	68.83
APPCA0415-239	Amazon Capital Services	4/15/2021	6.45

Pacific Coast Academy**Check Register****For the period ended April 30, 2021**

Check Number	Vendor Name	Check Date	Check Amount
APPCA0415-240	Amazon Capital Services	4/15/2021	20.46
APPCA0415-241	Amazon Capital Services	4/15/2021	40.57
APPCA0415-242	Amazon Capital Services	4/15/2021	43.09
APPCA0415-243	Amazon Capital Services	4/15/2021	30.16
APPCA0415-244	Amazon Capital Services	4/15/2021	5.38
APPCA0415-245	Amazon Capital Services	4/15/2021	13.98
APPCA0415-246	Amazon Capital Services	4/15/2021	26.16
APPCA0415-247	Amazon Capital Services	4/15/2021	24.75
APPCA0415-248	Amazon Capital Services	4/15/2021	39.42
APPCA0415-249	Amazon Capital Services	4/15/2021	34.81
APPCA0415-250	Amazon Capital Services	4/15/2021	39.66
APPCA0415-251	Amazon Capital Services	4/15/2021	6.48
APPCA0415-252	Amazon Capital Services	4/15/2021	17.48
APPCA0415-253	Amazon Capital Services	4/15/2021	47.29
APPCA0415-254	Amazon Capital Services	4/15/2021	45.24
APPCA0415-255	Amazon Capital Services	4/15/2021	14.54
APPCA0415-256	Amazon Capital Services	4/15/2021	56.50
APPCA0415-257	Amazon Capital Services	4/15/2021	29.08
APPCA0415-258	Amazon Capital Services	4/15/2021	54.90
APPCA0415-259	Amazon Capital Services	4/15/2021	27.38
APPCA0415-260	Amazon Capital Services	4/15/2021	123.55
APPCA0415-261	Amazon Capital Services	4/15/2021	16.92
APPCA0415-262	Amazon Capital Services	4/15/2021	44.68
APPCA0415-263	Amazon Capital Services	4/15/2021	12.88
APPCA0415-264	Amazon Capital Services	4/15/2021	10.16
APPCA0415-265	Amazon Capital Services	4/15/2021	48.35
APPCA0415-266	Amazon Capital Services	4/15/2021	16.90
APPCA0415-267	Amazon Capital Services	4/15/2021	51.70
APPCA0415-268	Amazon Capital Services	4/15/2021	32.31
APPCA0415-269	Amazon Capital Services	4/15/2021	5.73
APPCA0415-270	Amazon Capital Services	4/15/2021	16.11
APPCA0415-271	Amazon Capital Services	4/15/2021	4.30
APPCA0415-272	Amazon Capital Services	4/15/2021	6.51
APPCA0415-273	Amazon Capital Services	4/15/2021	11.73
APPCA0415-274	Amazon Capital Services	4/15/2021	7.38
APPCA0415-275	Amazon Capital Services	4/15/2021	14.00
APPCA0415-276	Amazon Capital Services	4/15/2021	48.70
APPCA0415-277	Amazon Capital Services	4/15/2021	108.54
APPCA0415-278	Amazon Capital Services	4/15/2021	7.17
APPCA0415-279	Amazon Capital Services	4/15/2021	40.92
APPCA0415-280	Amazon Capital Services	4/15/2021	59.03
APPCA0415-281	Amazon Capital Services	4/15/2021	59.61

Pacific Coast Academy

Check Register

For the period ended April 30, 2021

Check Number	Vendor Name	Check Date	Check Amount
APPCA0415-282	Amazon Capital Services	4/15/2021	20.02
APPCA0415-283	Amazon Capital Services	4/15/2021	40.91
APPCA0415-284	Amazon Capital Services	4/15/2021	35.30
APPCA0415-285	Amazon Capital Services	4/15/2021	11.90
APPCA0415-286	Amazon Capital Services	4/15/2021	15.06
APPCA0415-287	Amazon Capital Services	4/15/2021	147.89
APPCA0415-288	Amazon Capital Services	4/15/2021	20.43
APPCA0415-289	Amazon Capital Services	4/15/2021	27.66
APPCA0415-290	Amazon Capital Services	4/15/2021	49.41
APPCA0415-291	Amazon Capital Services	4/15/2021	16.15
APPCA0415-292	Amazon Capital Services	4/15/2021	3.48
APPCA0415-293	Amazon Capital Services	4/15/2021	28.45
APPCA0415-294	Amazon Capital Services	4/15/2021	21.29
APPCA0415-295	Amazon Capital Services	4/15/2021	16.25
APPCA0415-296	Amazon Capital Services	4/15/2021	22.76
APPCA0415-297	Amazon Capital Services	4/15/2021	33.39
APPCA0415-298	Amazon Capital Services	4/15/2021	37.70
APPCA0415-299	Amazon Capital Services	4/15/2021	10.76
APPCA0415-300	Amazon Capital Services	4/15/2021	13.91
APPCA0415-301	Amazon Capital Services	4/15/2021	13.68
APPCA0415-302	Amazon Capital Services	4/15/2021	42.01
APPCA0415-303	Amazon Capital Services	4/15/2021	27.67
APPCA0415-304	Amazon Capital Services	4/15/2021	15.06
APPCA0415-305	Amazon Capital Services	4/15/2021	15.43
APPCA0415-306	Amazon Capital Services	4/15/2021	11.71
APPCA0415-307	Amazon Capital Services	4/15/2021	5.33
APPCA0415-308	Amazon Capital Services	4/15/2021	49.54
APPCA0415-309	Amazon Capital Services	4/15/2021	4.65
APPCA0415-310	Amazon Capital Services	4/15/2021	32.76
APPCA0415-311	Amazon Capital Services	4/15/2021	19.16
APPCA0415-312	Amazon Capital Services	4/15/2021	10.51
APPCA0415-313	Amazon Capital Services	4/15/2021	13.90
APPCA0415-314	Amazon Capital Services	4/15/2021	132.52
APPCA0415-315	Amazon Capital Services	4/15/2021	22.07
APPCA0415-316	Amazon Capital Services	4/15/2021	20.46
APPCA0415-317	Amazon Capital Services	4/15/2021	23.18
APPCA0415-318	Amazon Capital Services	4/15/2021	46.12
APPCA0415-319	Amazon Capital Services	4/15/2021	19.35
APPCA0415-320	Amazon Capital Services	4/15/2021	4.30
APPCA0415-321	Amazon Capital Services	4/15/2021	23.26
APPCA0415-322	Amazon Capital Services	4/15/2021	10.76
APPCA0415-323	Amazon Capital Services	4/15/2021	15.07

Pacific Coast Academy**Check Register****For the period ended April 30, 2021**

Check Number	Vendor Name	Check Date	Check Amount
APPCA0415-324	Amazon Capital Services	4/15/2021	18.28
APPCA0415-325	Amazon Capital Services	4/15/2021	28.00
APPCA0415-326	Amazon Capital Services	4/15/2021	44.90
APPCA0415-327	Amazon Capital Services	4/15/2021	15.60
APPCA0415-328	Amazon Capital Services	4/15/2021	19.36
APPCA0415-329	Amazon Capital Services	4/15/2021	22.51
APPCA0415-330	Amazon Capital Services	4/15/2021	23.86
APPCA0415-331	Amazon Capital Services	4/15/2021	35.02
APPCA0415-332	Amazon Capital Services	4/15/2021	29.08
APPCA0415-333	Amazon Capital Services	4/15/2021	44.25
APPCA0415-334	Amazon Capital Services	4/15/2021	21.54
APPCA0415-335	Amazon Capital Services	4/15/2021	26.40
APPCA0415-336	Amazon Capital Services	4/15/2021	6.07
APPCA0415-337	Amazon Capital Services	4/15/2021	16.15
APPCA0415-338	Amazon Capital Services	4/15/2021	52.77
APPCA0415-339	Amazon Capital Services	4/15/2021	14.19
APPCA0415-340	Amazon Capital Services	4/15/2021	14.00
APPCA0415-341	Amazon Capital Services	4/15/2021	3.65
APPCA0415-342	Amazon Capital Services	4/15/2021	24.26
APPCA0415-343	Amazon Capital Services	4/15/2021	33.73
APPCA0415-344	Amazon Capital Services	4/15/2021	12.92
APPCA0415-345	Amazon Capital Services	4/15/2021	3.11
APPCA0415-346	Amazon Capital Services	4/15/2021	16.30
APPCA0415-347	Amazon Capital Services	4/15/2021	17.75
APPCA0415-348	Amazon Capital Services	4/15/2021	19.93
APPCA0415-349	Amazon Capital Services	4/15/2021	21.61
APPCA0415-350	Amazon Capital Services	4/15/2021	6.09
APPCA0415-351	Amazon Capital Services	4/15/2021	30.16
APPCA0415-352	Amazon Capital Services	4/15/2021	46.21
APPCA0415-353	Amazon Capital Services	4/15/2021	17.23
APPCA0415-354	Amazon Capital Services	4/15/2021	45.26
APPCA0415-355	Amazon Capital Services	4/15/2021	14.98
APPCA0415-356	Amazon Capital Services	4/15/2021	39.51
APPCA0415-357	Amazon Capital Services	4/15/2021	10.55
APPCA0415-358	Amazon Capital Services	4/15/2021	36.51
APPCA0415-359	Amazon Capital Services	4/15/2021	54.61
APPCA0415-360	Amazon Capital Services	4/15/2021	20.42
APPCA0415-361	Amazon Capital Services	4/15/2021	10.01
APPCA0415-362	Amazon Capital Services	4/15/2021	37.59
APPCA0415-363	Amazon Capital Services	4/15/2021	42.74
APPCA0415-364	Amazon Capital Services	4/15/2021	49.54
APPCA0415-365	Amazon Capital Services	4/15/2021	47.16

Pacific Coast Academy**Check Register****For the period ended April 30, 2021**

Check Number	Vendor Name	Check Date	Check Amount
APPCA0415-366	Amazon Capital Services	4/15/2021	20.51
APPCA0415-367	Amazon Capital Services	4/15/2021	36.48
APPCA0415-368	Amazon Capital Services	4/15/2021	22.02
APPCA0415-369	Amazon Capital Services	4/15/2021	92.20
APPCA0415-370	Amazon Capital Services	4/15/2021	10.78
APPCA0415-371	Amazon Capital Services	4/15/2021	5.76
APPCA0415-372	Amazon Capital Services	4/15/2021	2.03
APPCA0415-373	Amazon Capital Services	4/15/2021	106.59
APPCA0415-374	Amazon Capital Services	4/15/2021	31.38
APPCA0415-375	Amazon Capital Services	4/15/2021	1.39
APPCA0415-376	Amazon Capital Services	4/15/2021	51.27
APPCA0415-377	Amazon Capital Services	4/15/2021	18.31
APPCA0415-378	Amazon Capital Services	4/15/2021	15.14
APPCA0415-379	Amazon Capital Services	4/15/2021	40.74
APPCA0415-380	Amazon Capital Services	4/15/2021	18.04
APPCA0415-381	Amazon Capital Services	4/15/2021	19.24
APPCA0415-382	Amazon Capital Services	4/15/2021	13.29
APPCA0415-383	Amazon Capital Services	4/15/2021	28.97
APPCA0415-384	Amazon Capital Services	4/15/2021	13.44
APPCA0415-385	Amazon Capital Services	4/15/2021	25.32
APPCA0415-386	Amazon Capital Services	4/15/2021	146.52
APPCA0415-387	Amazon Capital Services	4/15/2021	34.71
APPCA0415-388	Amazon Capital Services	4/15/2021	15.00
APPCA0415-389	Amazon Capital Services	4/15/2021	10.76
APPCA0415-390	Amazon Capital Services	4/15/2021	15.07
APPCA0415-391	Amazon Capital Services	4/15/2021	16.16
APPCA0415-392	Amazon Capital Services	4/15/2021	28.13
APPCA0415-393	Amazon Capital Services	4/15/2021	11.68
APPCA0415-394	Amazon Capital Services	4/15/2021	30.16
APPCA0415-395	Amazon Capital Services	4/15/2021	50.90
APPCA0415-396	Amazon Capital Services	4/15/2021	21.09
APPCA0415-397	Amazon Capital Services	4/15/2021	42.36
APPCA0415-398	Amazon Capital Services	4/15/2021	147.20
APPCA0415-399	Amazon Capital Services	4/15/2021	22.51
APPCA0415-400	Amazon Capital Services	4/15/2021	43.29
APPCA0415-401	Amazon Capital Services	4/15/2021	18.16
APPCA0415-402	Amazon Capital Services	4/15/2021	22.57
APPCA0415-403	Amazon Capital Services	4/15/2021	13.81
APPCA0415-404	Amazon Capital Services	4/15/2021	13.98
APPCA0415-405	Amazon Capital Services	4/15/2021	10.15
APPCA0415-406	Amazon Capital Services	4/15/2021	12.29
APPCA0415-407	Amazon Capital Services	4/15/2021	37.71

Pacific Coast Academy**Check Register****For the period ended April 30, 2021**

Check Number	Vendor Name	Check Date	Check Amount
APPCA0415-408	Amazon Capital Services	4/15/2021	45.76
APPCA0415-409	Amazon Capital Services	4/15/2021	10.77
APPCA0415-410	Amazon Capital Services	4/15/2021	126.87
APPCA0415-411	Amazon Capital Services	4/15/2021	48.74
APPCA0415-412	Amazon Capital Services	4/15/2021	14.00
APPCA0415-413	Amazon Capital Services	4/15/2021	15.75
APPCA0415-414	Amazon Capital Services	4/15/2021	40.88
APPCA0415-415	Amazon Capital Services	4/15/2021	7.31
APPCA0415-416	Amazon Capital Services	4/15/2021	38.95
APPCA0415-417	Amazon Capital Services	4/15/2021	36.37
APPCA0415-418	Amazon Capital Services	4/15/2021	15.14
APPCA0415-419	Amazon Capital Services	4/15/2021	9.58
APPCA0415-420	Amazon Capital Services	4/15/2021	25.36
APPCA0415-421	Amazon Capital Services	4/15/2021	6.45
APPCA0415-422	Amazon Capital Services	4/15/2021	23.65
APPCA0415-423	Amazon Capital Services	4/15/2021	15.23
APPCA0415-424	Amazon Capital Services	4/15/2021	38.47
APPCA0415-425	Amazon Capital Services	4/15/2021	5.99
APPCA0415-426	Amazon Capital Services	4/15/2021	16.72
APPCA0415-427	Amazon Capital Services	4/15/2021	11.82
APPCA0415-428	Amazon Capital Services	4/15/2021	59.95
APPCA0415-429	Amazon Capital Services	4/15/2021	82.89
APPCA0415-430	Amazon Capital Services	4/15/2021	18.31
APPCA0415-431	Amazon Capital Services	4/15/2021	27.82
APPCA0415-432	Amazon Capital Services	4/15/2021	17.23
APPCA0415-433	Amazon Capital Services	4/15/2021	65.24
APPCA0415-434	Amazon Capital Services	4/15/2021	43.31
APPCA0415-435	Amazon Capital Services	4/15/2021	72.06
APPCA0415-436	Amazon Capital Services	4/15/2021	20.46
APPCA0415-437	Amazon Capital Services	4/15/2021	20.38
APPCA0415-438	Amazon Capital Services	4/15/2021	12.49
APPCA0415-439	Amazon Capital Services	4/15/2021	14.16
APPCA0415-440	Amazon Capital Services	4/15/2021	227.22
APPCA0415-441	Amazon Capital Services	4/15/2021	17.41
APPCA0415-442	Amazon Capital Services	4/15/2021	6.94
APPCA0415-443	Amazon Capital Services	4/15/2021	21.52
APPCA0415-444	Amazon Capital Services	4/15/2021	91.17
APPCA0415-445	Amazon Capital Services	4/15/2021	17.58
APPCA0415-446	Amazon Capital Services	4/15/2021	42.25
APPCA0415-447	Amazon Capital Services	4/15/2021	15.59
APPCA0415-448	Amazon Capital Services	4/15/2021	14.00
APPCA0415-449	Amazon Capital Services	4/15/2021	41.08

Pacific Coast Academy**Check Register****For the period ended April 30, 2021**

Check Number	Vendor Name	Check Date	Check Amount
APPCA0415-450	Amazon Capital Services	4/15/2021	152.69
APPCA0415-451	Amazon Capital Services	4/15/2021	36.10
APPCA0415-452	Amazon Capital Services	4/15/2021	26.39
APPCA0415-453	Amazon Capital Services	4/15/2021	10.34
APPCA0415-454	Amazon Capital Services	4/15/2021	25.22
APPCA0415-455	Amazon Capital Services	4/15/2021	56.60
APPCA0415-456	Amazon Capital Services	4/15/2021	10.88
APPCA0415-457	Amazon Capital Services	4/15/2021	23.16
APPCA0415-458	Amazon Capital Services	4/15/2021	56.76
APPCA0415-459	Amazon Capital Services	4/15/2021	18.30
APPCA0415-460	Amazon Capital Services	4/15/2021	25.74
APPCA0415-461	Amazon Capital Services	4/15/2021	19.35
APPCA0415-462	Amazon Capital Services	4/15/2021	11.59
APPCA0415-463	Amazon Capital Services	4/15/2021	12.56
APPCA0415-464	Amazon Capital Services	4/15/2021	33.04
APPCA0415-465	Amazon Capital Services	4/15/2021	51.81
APPCA0415-466	Amazon Capital Services	4/15/2021	45.77
APPCA0415-467	Amazon Capital Services	4/15/2021	39.84
APPCA0415-468	Amazon Capital Services	4/15/2021	20.63
APPCA0415-469	Amazon Capital Services	4/15/2021	59.17
APPCA0415-470	Amazon Capital Services	4/15/2021	128.86
APPCA0415-471	Amazon Capital Services	4/15/2021	28.95
APPCA0415-472	Amazon Capital Services	4/15/2021	5.60
APPCA0415-473	Amazon Capital Services	4/15/2021	37.59
APPCA0415-474	Amazon Capital Services	4/15/2021	39.39
APPCA0415-475	Amazon Capital Services	4/15/2021	38.34
APPCA0415-476	Amazon Capital Services	4/15/2021	18.24
APPCA0415-477	Amazon Capital Services	4/15/2021	17.79
APPCA0415-478	Amazon Capital Services	4/15/2021	33.73
APPCA0415-479	Amazon Capital Services	4/15/2021	118.56
APPCA0415-480	Amazon Capital Services	4/15/2021	19.46
APPCA0415-481	Amazon Capital Services	4/15/2021	42.62
APPCA0415-482	Amazon Capital Services	4/15/2021	21.38
APPCA0415-483	Amazon Capital Services	4/15/2021	77.32
APPCA0415-484	Amazon Capital Services	4/15/2021	26.47
APPCA0415-485	Amazon Capital Services	4/15/2021	17.23
APPCA0415-486	Amazon Capital Services	4/15/2021	47.49
APPCA0415-487	Amazon Capital Services	4/15/2021	38.95
APPCA0415-488	Amazon Capital Services	4/15/2021	9.65
APPCA0415-489	Amazon Capital Services	4/15/2021	44.17
APPCA0415-490	Amazon Capital Services	4/15/2021	45.21
APPCA0415-491	Amazon Capital Services	4/15/2021	39.40

Pacific Coast Academy**Check Register****For the period ended April 30, 2021**

Check Number	Vendor Name	Check Date	Check Amount
APPCA0415-492	Amazon Capital Services	4/15/2021	63.00
APPCA0415-493	Amazon Capital Services	4/15/2021	18.04
APPCA0415-494	Amazon Capital Services	4/15/2021	6.43
APPCA0415-495	Amazon Capital Services	4/15/2021	96.74
APPCA0415-496	Amazon Capital Services	4/15/2021	18.52
APPCA0415-497	Amazon Capital Services	4/15/2021	6.81
APPCA0415-498	Amazon Capital Services	4/15/2021	23.97
APPCA0415-499	Amazon Capital Services	4/15/2021	16.23
APPCA0415-500	Amazon Capital Services	4/15/2021	10.69
APPCA0415-501	Amazon Capital Services	4/15/2021	18.79
APPCA0415-502	Amazon Capital Services	4/15/2021	63.00
APPCA0415-503	Amazon Capital Services	4/15/2021	13.53
APPCA0415-504	Amazon Capital Services	4/15/2021	47.54
APPCA0415-505	Amazon Capital Services	4/15/2021	53.85
APPCA0415-506	Amazon Capital Services	4/15/2021	47.14
APPCA0415-507	Amazon Capital Services	4/15/2021	23.71
APPCA0415-508	Amazon Capital Services	4/15/2021	24.34
APPCA0415-509	Amazon Capital Services	4/15/2021	5.90
APPCA0415-510	Amazon Capital Services	4/15/2021	14.90
APPCA0415-511	Amazon Capital Services	4/15/2021	6.48
APPCA0415-512	Amazon Capital Services	4/15/2021	16.69
APPCA0415-513	Amazon Capital Services	4/15/2021	53.88
APPCA0415-514	Amazon Capital Services	4/15/2021	56.27
APPCA0415-515	Amazon Capital Services	4/15/2021	10.76
APPCA0415-516	Amazon Capital Services	4/15/2021	16.69
APPCA0415-517	Amazon Capital Services	4/15/2021	10.53
APPCA0415-518	Amazon Capital Services	4/15/2021	16.15
APPCA0415-519	Amazon Capital Services	4/15/2021	20.02
APPCA0415-520	Amazon Capital Services	4/15/2021	8.49
APPCA0415-521	Amazon Capital Services	4/15/2021	45.32
APPCA0415-522	Amazon Capital Services	4/15/2021	40.99
APPCA0415-523	Amazon Capital Services	4/15/2021	4.21
APPCA0415-524	Amazon Capital Services	4/15/2021	15.39
APPCA0415-525	Amazon Capital Services	4/15/2021	29.07
APPCA0415-526	Amazon Capital Services	4/15/2021	68.75
APPCA0415-527	Amazon Capital Services	4/15/2021	8.08
APPCA0415-528	Amazon Capital Services	4/15/2021	9.41
APPCA0415-529	Amazon Capital Services	4/15/2021	72.33
APPCA0415-530	Amazon Capital Services	4/15/2021	68.95
APPCA0415-531	Amazon Capital Services	4/15/2021	9.46
APPCA0415-532	Amazon Capital Services	4/15/2021	85.83
APPCA0415-533	Amazon Capital Services	4/15/2021	63.86

Pacific Coast Academy**Check Register****For the period ended April 30, 2021**

Check Number	Vendor Name	Check Date	Check Amount
APPCA0415-534	Amazon Capital Services	4/15/2021	61.08
APPCA0415-535	Amazon Capital Services	4/15/2021	87.29
APPCA0415-536	Amazon Capital Services	4/15/2021	11.92
APPCA0415-537	Amazon Capital Services	4/15/2021	23.64
APPCA0415-538	Amazon Capital Services	4/15/2021	5.43
APPCA0415-539	Amazon Capital Services	4/15/2021	32.54
APPCA0415-540	Amazon Capital Services	4/15/2021	18.94
APPCA0415-541	Amazon Capital Services	4/15/2021	22.79
APPCA0415-542	Amazon Capital Services	4/15/2021	8.57
APPCA0415-543	Amazon Capital Services	4/15/2021	15.03
APPCA0415-544	Amazon Capital Services	4/15/2021	16.11
APPCA0415-545	Amazon Capital Services	4/15/2021	36.14
APPCA0415-546	Amazon Capital Services	4/15/2021	11.80
APPCA0415-547	Amazon Capital Services	4/15/2021	28.48
APPCA0415-548	Amazon Capital Services	4/15/2021	37.47
APPCA0415-549	Amazon Capital Services	4/15/2021	48.37
APPCA0415-550	Amazon Capital Services	4/15/2021	39.49
APPCA0415-551	Amazon Capital Services	4/15/2021	2.87
APPCA0415-552	Amazon Capital Services	4/15/2021	32.27
APPCA0415-553	Amazon Capital Services	4/15/2021	43.35
APPCA0415-554	Amazon Capital Services	4/15/2021	24.77
APPCA0415-555	Amazon Capital Services	4/15/2021	36.53
APPCA0415-556	Amazon Capital Services	4/15/2021	116.05
APPCA0415-557	Amazon Capital Services	4/15/2021	35.55
APPCA0415-558	Amazon Capital Services	4/15/2021	34.31
APPCA0415-559	Amazon Capital Services	4/15/2021	31.48
APPCA0415-560	Amazon Capital Services	4/15/2021	11.41
APPCA0415-561	Amazon Capital Services	4/15/2021	37.92
APPCA0415-562	Amazon Capital Services	4/15/2021	22.08
APPCA0415-563	Amazon Capital Services	4/15/2021	11.84
APPCA0415-564	Amazon Capital Services	4/15/2021	28.26
APPCA0415-565	Amazon Capital Services	4/15/2021	16.15
APPCA0415-566	Amazon Capital Services	4/15/2021	11.63
APPCA0415-567	Amazon Capital Services	4/15/2021	22.62
APPCA0415-568	Amazon Capital Services	4/15/2021	46.18
APPCA0415-569	Amazon Capital Services	4/15/2021	26.92
APPCA0415-570	Amazon Capital Services	4/15/2021	27.70
APPCA0415-571	Amazon Capital Services	4/15/2021	17.23
APPCA0415-572	Amazon Capital Services	4/15/2021	44.58
APPCA0415-573	Amazon Capital Services	4/15/2021	39.11
APPCA0415-574	Amazon Capital Services	4/15/2021	6.94
APPCA0415-575	Amazon Capital Services	4/15/2021	38.04

Pacific Coast Academy**Check Register****For the period ended April 30, 2021**

Check Number	Vendor Name	Check Date	Check Amount
APPCA0415-576	Amazon Capital Services	4/15/2021	16.15
APPCA0415-577	Amazon Capital Services	4/15/2021	5.28
APPCA0415-578	Amazon Capital Services	4/15/2021	26.73
APPCA0415-579	Amazon Capital Services	4/15/2021	18.10
APPCA0415-580	Amazon Capital Services	4/15/2021	6.49
APPCA0415-581	Amazon Capital Services	4/15/2021	13.46
APPCA0415-582	Amazon Capital Services	4/15/2021	128.32
APPCA0415-583	Amazon Capital Services	4/15/2021	52.16
APPCA0415-584	Amazon Capital Services	4/15/2021	135.75
APPCA0415-585	Amazon Capital Services	4/15/2021	24.62
APPCA0415-586	Amazon Capital Services	4/15/2021	16.15
APPCA0415-587	Amazon Capital Services	4/15/2021	236.41
APPCA0415-588	Amazon Capital Services	4/15/2021	16.95
APPCA0415-589	Amazon Capital Services	4/15/2021	18.31
APPCA0415-590	Amazon Capital Services	4/15/2021	34.12
APPCA0415-591	Amazon Capital Services	4/15/2021	21.55
APPCA0415-592	Amazon Capital Services	4/15/2021	4.32
APPCA0415-593	Amazon Capital Services	4/15/2021	19.35
APPCA0415-594	Amazon Capital Services	4/15/2021	54.43
APPCA0415-595	Amazon Capital Services	4/15/2021	55.25
APPCA0415-596	Amazon Capital Services	4/15/2021	10.72
APPCA0415-597	Amazon Capital Services	4/15/2021	55.15
APPCA0415-598	Amazon Capital Services	4/15/2021	18.31
APPCA0415-599	Amazon Capital Services	4/15/2021	18.19
APPCA0415-600	Amazon Capital Services	4/15/2021	148.91
APPCA0415-601	Amazon Capital Services	4/15/2021	43.28
APPCA0415-602	Amazon Capital Services	4/15/2021	6.51
APPCA0415-603	Amazon Capital Services	4/15/2021	23.65
APPCA0415-604	Amazon Capital Services	4/15/2021	58.19
APPCA0415-605	Amazon Capital Services	4/15/2021	22.71
APPCA0415-606	Amazon Capital Services	4/15/2021	7.62
APPCA0415-607	Amazon Capital Services	4/15/2021	21.08
APPCA0415-608	Amazon Capital Services	4/15/2021	8.57
APPCA0415-609	Amazon Capital Services	4/15/2021	27.75
APPCA0415-610	Amazon Capital Services	4/15/2021	39.85
APPCA0415-611	Amazon Capital Services	4/15/2021	7.18
APPCA0415-612	Amazon Capital Services	4/15/2021	57.65
APPCA0415-613	Amazon Capital Services	4/15/2021	6.40
APPCA0415-614	Amazon Capital Services	4/15/2021	54.92
APPCA0415-615	Amazon Capital Services	4/15/2021	18.31
APPCA0415-616	Amazon Capital Services	4/15/2021	30.12
APPCA0415-617	Amazon Capital Services	4/15/2021	18.29

Pacific Coast Academy**Check Register****For the period ended April 30, 2021**

Check Number	Vendor Name	Check Date	Check Amount
APPCA0415-618	Amazon Capital Services	4/15/2021	57.62
APPCA0415-619	Amazon Capital Services	4/15/2021	57.97
APPCA0415-620	Amazon Capital Services	4/15/2021	40.90
APPCA0415-621	Amazon Capital Services	4/15/2021	18.20
APPCA0415-622	Amazon Capital Services	4/15/2021	39.88
APPCA0415-623	Amazon Capital Services	4/15/2021	17.09
APPCA0415-624	Amazon Capital Services	4/15/2021	6.51
APPCA0415-625	Amazon Capital Services	4/15/2021	28.27
APPCA0415-626	Amazon Capital Services	4/15/2021	25.17
APPCA0415-627	Amazon Capital Services	4/15/2021	27.57
APPCA0415-628	Amazon Capital Services	4/15/2021	22.89
APPCA0415-629	Amazon Capital Services	4/15/2021	43.09
APPCA0415-630	Amazon Capital Services	4/15/2021	11.31
APPCA0415-631	Amazon Capital Services	4/15/2021	30.04
APPCA0415-632	Amazon Capital Services	4/15/2021	11.54
APPCA0415-633	Amazon Capital Services	4/15/2021	6.45
APPCA0415-634	Amazon Capital Services	4/15/2021	12.98
APPCA0415-635	Amazon Capital Services	4/15/2021	15.74
APPCA0415-636	Amazon Capital Services	4/15/2021	6.45
APPCA0415-637	Amazon Capital Services	4/15/2021	23.69
APPCA0415-638	Amazon Capital Services	4/15/2021	15.65
APPCA0415-639	Amazon Capital Services	4/15/2021	10.76
APPCA0415-640	Amazon Capital Services	4/15/2021	7.53
APPCA0415-641	Amazon Capital Services	4/15/2021	30.22
APPCA0415-642	Amazon Capital Services	4/15/2021	27.05
APPCA0415-643	Amazon Capital Services	4/15/2021	5.93
APPCA0415-644	Amazon Capital Services	4/15/2021	97.56
APPCA0415-645	Amazon Capital Services	4/15/2021	42.68
APPCA0415-646	Amazon Capital Services	4/15/2021	16.40
APPCA0415-647	Amazon Capital Services	4/15/2021	13.17
APPCA0415-648	Amazon Capital Services	4/15/2021	113.06
APPCA0415-649	Amazon Capital Services	4/15/2021	20.46
APPCA0415-650	Amazon Capital Services	4/15/2021	7.58
APPCA0415-651	Amazon Capital Services	4/15/2021	6.99
APPCA0415-652	Amazon Capital Services	4/15/2021	10.32
APPCA0415-653	Amazon Capital Services	4/15/2021	14.86
APPCA0415-654	Amazon Capital Services	4/15/2021	81.16
APPCA0415-655	Amazon Capital Services	4/15/2021	16.15
APPCA0415-656	Amazon Capital Services	4/15/2021	7.04
APPCA0415-657	Amazon Capital Services	4/15/2021	13.57
APPCA0415-658	Amazon Capital Services	4/15/2021	16.30
APPCA0415-659	Amazon Capital Services	4/15/2021	6.16

Pacific Coast Academy

Check Register

For the period ended April 30, 2021

Check Number	Vendor Name	Check Date	Check Amount
APPCA0415-660	Amazon Capital Services	4/15/2021	49.87
APPCA0415-661	Amazon Capital Services	4/15/2021	54.36
APPCA0415-662	Amazon Capital Services	4/15/2021	9.64
APPCA0415-663	Amazon Capital Services	4/15/2021	29.06
APPCA0415-664	Amazon Capital Services	4/15/2021	77.95
APPCA0415-665	Amazon Capital Services	4/15/2021	134.81
APPCA0415-666	Amazon Capital Services	4/15/2021	9.69
APPCA0415-667	Amazon Capital Services	4/15/2021	7.31
APPCA0415-668	Amazon Capital Services	4/15/2021	9.36
APPCA0415-669	Amazon Capital Services	4/15/2021	57.60
APPCA0415-670	Amazon Capital Services	4/15/2021	6.45
APPCA0415-671	Amazon Capital Services	4/15/2021	31.37
APPCA0415-672	Amazon Capital Services	4/15/2021	32.30
APPCA0415-673	Amazon Capital Services	4/15/2021	25.45
APPCA0415-674	Amazon Capital Services	4/15/2021	13.82
APPCA0415-675	Amazon Capital Services	4/15/2021	38.20
APPCA0415-676	Amazon Capital Services	4/15/2021	62.84
APPCA0415-677	Amazon Capital Services	4/15/2021	23.13
APPCA0415-678	Amazon Capital Services	4/15/2021	7.53
APPCA0415-679	Amazon Capital Services	4/15/2021	22.74
APPCA0415-680	Amazon Capital Services	4/15/2021	13.95
APPCA0415-681	Amazon Capital Services	4/15/2021	5.38
APPCA0415-682	Amazon Capital Services	4/15/2021	16.00
APPCA0415-683	Amazon Capital Services	4/15/2021	17.74
APPCA0415-684	Amazon Capital Services	4/15/2021	12.98
APPCA0415-685	Amazon Capital Services	4/15/2021	5.92
APPCA0415-686	Amazon Capital Services	4/15/2021	45.60
APPCA0415-687	Amazon Capital Services	4/15/2021	0.82
APPCA0415-688	Amazon Capital Services	4/15/2021	140.06
APPCA0415-689	Amazon Capital Services	4/15/2021	116.63
APPCA0415-690	Amazon Capital Services	4/15/2021	8.61
APPCA0415-691	Amazon Capital Services	4/15/2021	21.54
APPCA0415-692	Amazon Capital Services	4/15/2021	7.53
APPCA0415-693	Amazon Capital Services	4/15/2021	18.48
APPCA0415-694	Amazon Capital Services	4/15/2021	67.38
APPCA0415-695	Amazon Capital Services	4/15/2021	39.61
APPCA0415-696	Amazon Capital Services	4/15/2021	10.76
APPCA0415-697	Amazon Capital Services	4/15/2021	75.18
APPCA0415-698	Amazon Capital Services	4/15/2021	102.30
APPCA0415-699	Amazon Capital Services	4/15/2021	22.23
APPCA0415-700	Amazon Capital Services	4/15/2021	16.14
APPCA0415-701	Amazon Capital Services	4/15/2021	6.45

Pacific Coast Academy**Check Register****For the period ended April 30, 2021**

Check Number	Vendor Name	Check Date	Check Amount
APPCA0415-702	Amazon Capital Services	4/15/2021	3.97
APPCA0415-703	Amazon Capital Services	4/15/2021	37.64
APPCA0415-704	Amazon Capital Services	4/15/2021	103.76
APPCA0415-705	Amazon Capital Services	4/15/2021	45.24
APPCA0415-706	Amazon Capital Services	4/15/2021	10.27
APPCA0415-707	Amazon Capital Services	4/15/2021	32.30
APPCA0415-708	Amazon Capital Services	4/15/2021	23.77
APPCA0415-709	Amazon Capital Services	4/15/2021	29.01
APPCA0415-710	Amazon Capital Services	4/15/2021	27.57
APPCA0415-711	Amazon Capital Services	4/15/2021	37.14
APPCA0415-712	Amazon Capital Services	4/15/2021	4.21
APPCA0415-713	Amazon Capital Services	4/15/2021	16.67
APPCA0415-714	Amazon Capital Services	4/15/2021	54.32
APPCA0415-715	Amazon Capital Services	4/15/2021	37.59
APPCA0415-716	Amazon Capital Services	4/15/2021	6.45
APPCA0415-717	Amazon Capital Services	4/15/2021	66.28
APPCA0415-718	Amazon Capital Services	4/15/2021	9.69
APPCA0415-719	Amazon Capital Services	4/15/2021	80.55
APPCA0415-720	Amazon Capital Services	4/15/2021	88.64
APPCA0415-721	Amazon Capital Services	4/15/2021	98.28
APPCA0415-722	Amazon Capital Services	4/15/2021	60.81
APPCA0415-723	Amazon Capital Services	4/15/2021	9.41
APPCA0415-724	Amazon Capital Services	4/15/2021	8.61
APPCA0415-725	Amazon Capital Services	4/15/2021	8.44
APPCA0415-726	Amazon Capital Services	4/15/2021	99.91
APPCA0415-727	Amazon Capital Services	4/15/2021	5.16
APPCA0415-728	Amazon Capital Services	4/15/2021	11.42
APPCA0415-729	Amazon Capital Services	4/15/2021	6.42
APPCA0415-730	Amazon Capital Services	4/15/2021	52.06
APPCA0415-731	Amazon Capital Services	4/15/2021	16.24
APPCA0415-732	Amazon Capital Services	4/15/2021	18.34
APPCA0415-733	Amazon Capital Services	4/15/2021	12.88
APPCA0415-734	Amazon Capital Services	4/15/2021	28.84
APPCA0415-735	Amazon Capital Services	4/15/2021	12.28
APPCA0415-736	Amazon Capital Services	4/15/2021	8.61
APPCA0415-737	Amazon Capital Services	4/15/2021	10.81
APPCA0415-738	Amazon Capital Services	4/15/2021	10.78
APPCA0415-739	Amazon Capital Services	4/15/2021	145.46
APPCA0415-740	Amazon Capital Services	4/15/2021	30.88
APPCA0415-741	Amazon Capital Services	4/15/2021	32.56
APPCA0415-742	Amazon Capital Services	4/15/2021	11.09
APPCA0415-743	Amazon Capital Services	4/15/2021	10.99

Pacific Coast Academy**Check Register****For the period ended April 30, 2021**

Check Number	Vendor Name	Check Date	Check Amount
APPCA0415-744	Amazon Capital Services	4/15/2021	17.23
APPCA0415-745	Amazon Capital Services	4/15/2021	53.66
APPCA0415-746	Amazon Capital Services	4/15/2021	25.80
APPCA0415-747	Amazon Capital Services	4/15/2021	37.59
APPCA0415-748	Amazon Capital Services	4/15/2021	44.79
APPCA0415-749	Amazon Capital Services	4/15/2021	11.94
APPCA0415-750	Amazon Capital Services	4/15/2021	45.74
APPCA0415-751	Amazon Capital Services	4/15/2021	125.96
APPCA0415-752	Amazon Capital Services	4/15/2021	131.34
APPCA0415-753	Amazon Capital Services	4/15/2021	113.10
APPCA0415-754	Amazon Capital Services	4/15/2021	19.38
APPCA0415-755	Amazon Capital Services	4/15/2021	45.44
APPCA0415-756	Amazon Capital Services	4/15/2021	20.17
APPCA0415-757	Amazon Capital Services	4/15/2021	6.45
APPCA0415-758	Amazon Capital Services	4/15/2021	10.77
APPCA0415-759	Amazon Capital Services	4/15/2021	52.74
APPCA0415-760	Amazon Capital Services	4/15/2021	31.01
APPCA0415-761	Amazon Capital Services	4/15/2021	32.06
APPCA0415-762	Amazon Capital Services	4/15/2021	43.09
APPCA0415-763	Amazon Capital Services	4/15/2021	30.04
APPCA0415-764	Amazon Capital Services	4/15/2021	15.56
APPCA0415-765	Amazon Capital Services	4/15/2021	30.06
APPCA0415-766	Amazon Capital Services	4/15/2021	6.89
APPCA0415-767	Amazon Capital Services	4/15/2021	11.30
APPCA0415-768	Amazon Capital Services	4/15/2021	114.61
APPCA0415-769	Amazon Capital Services	4/15/2021	31.40
APPCA0415-770	Amazon Capital Services	4/15/2021	17.19
APPCA0415-771	Amazon Capital Services	4/15/2021	20.94
APPCA0415-772	Amazon Capital Services	4/15/2021	50.63
APPCA0415-773	Amazon Capital Services	4/15/2021	25.22
APPCA0415-774	Amazon Capital Services	4/15/2021	14.00
APPCA0415-775	Amazon Capital Services	4/15/2021	13.79
APPCA0415-776	Amazon Capital Services	4/15/2021	11.24
APPCA0415-777	Amazon Capital Services	4/15/2021	16.11
APPCA0415-778	Amazon Capital Services	4/15/2021	22.61
APPCA0415-779	Amazon Capital Services	4/15/2021	32.31
APPCA0415-780	Amazon Capital Services	4/15/2021	43.77
APPCA0415-781	Amazon Capital Services	4/15/2021	51.60
APPCA0415-782	Amazon Capital Services	4/15/2021	38.76
APPCA0415-783	Amazon Capital Services	4/15/2021	85.66
APPCA0415-784	Amazon Capital Services	4/15/2021	4.84
APPCA0415-785	Amazon Capital Services	4/15/2021	16.10

Pacific Coast Academy**Check Register****For the period ended April 30, 2021**

Check Number	Vendor Name	Check Date	Check Amount
APPCA0415-786	Amazon Capital Services	4/15/2021	10.33
APPCA0415-787	Amazon Capital Services	4/15/2021	43.97
APPCA0415-788	Amazon Capital Services	4/15/2021	22.33
APPCA0415-789	Amazon Capital Services	4/15/2021	14.01
APPCA0415-790	Amazon Capital Services	4/15/2021	43.10
APPCA0415-791	Amazon Capital Services	4/15/2021	31.93
APPCA0415-792	Amazon Capital Services	4/15/2021	65.22
APPCA0415-793	Amazon Capital Services	4/15/2021	37.88
APPCA0415-794	Amazon Capital Services	4/15/2021	51.23
APPCA0415-795	Amazon Capital Services	4/15/2021	167.78
APPCA0415-796	Amazon Capital Services	4/15/2021	5.25
APPCA0415-797	Amazon Capital Services	4/15/2021	14.06
APPCA0415-798	Amazon Capital Services	4/15/2021	5.42
APPCA0415-799	Amazon Capital Services	4/15/2021	10.76
APPCA0415-800	Amazon Capital Services	4/15/2021	43.11
APPCA0415-801	Amazon Capital Services	4/15/2021	18.42
APPCA0415-802	Amazon Capital Services	4/15/2021	23.98
APPCA0415-803	Amazon Capital Services	4/15/2021	46.85
APPCA0415-804	Amazon Capital Services	4/15/2021	24.41
APPCA0415-805	Amazon Capital Services	4/15/2021	7.53
APPCA0415-806	Amazon Capital Services	4/15/2021	24.67
APPCA0415-807	Amazon Capital Services	4/15/2021	10.39
APPCA0415-808	Amazon Capital Services	4/15/2021	19.05
APPCA0415-809	Amazon Capital Services	4/15/2021	7.53
APPCA0415-810	Amazon Capital Services	4/15/2021	24.77
APPCA0415-811	Amazon Capital Services	4/15/2021	30.71
APPCA0415-812	Amazon Capital Services	4/15/2021	30.12
APPCA0415-813	Amazon Capital Services	4/15/2021	65.12
APPCA0415-814	Amazon Capital Services	4/15/2021	83.44
APPCA0415-815	Amazon Capital Services	4/15/2021	80.84
APPCA0415-816	Amazon Capital Services	4/15/2021	35.96
APPCA0415-817	Amazon Capital Services	4/15/2021	54.75
APPCA0415-818	Amazon Capital Services	4/15/2021	7.60
APPCA0415-819	Amazon Capital Services	4/15/2021	88.29
APPCA0415-820	Amazon Capital Services	4/15/2021	16.41
APPCA0415-821	Amazon Capital Services	4/15/2021	63.17
APPCA0415-822	Amazon Capital Services	4/15/2021	5.38
APPCA0415-823	Amazon Capital Services	4/15/2021	21.46
APPCA0415-824	Amazon Capital Services	4/15/2021	8.61
APPCA0415-825	Amazon Capital Services	4/15/2021	49.98
APPCA0415-826	Amazon Capital Services	4/15/2021	79.65
APPCA0415-827	Amazon Capital Services	4/15/2021	51.06

Pacific Coast Academy**Check Register****For the period ended April 30, 2021**

Check Number	Vendor Name	Check Date	Check Amount
APPCA0415-828	Amazon Capital Services	4/15/2021	20.18
APPCA0415-829	Amazon Capital Services	4/15/2021	60.42
APPCA0415-830	Amazon Capital Services	4/15/2021	16.03
APPCA0415-831	Amazon Capital Services	4/15/2021	65.12
APPCA0415-832	Amazon Capital Services	4/15/2021	70.03
APPCA0415-833	Amazon Capital Services	4/15/2021	30.16
APPCA0415-834	Amazon Capital Services	4/15/2021	58.16
APPCA0415-835	Amazon Capital Services	4/15/2021	14.00
APPCA0415-836	Amazon Capital Services	4/15/2021	15.86
APPCA0415-837	Amazon Capital Services	4/15/2021	109.76
APPCA0415-838	Amazon Capital Services	4/15/2021	10.31
APPCA0415-839	Amazon Capital Services	4/15/2021	10.53
APPCA0415-840	Amazon Capital Services	4/15/2021	11.85
APPCA0415-841	Amazon Capital Services	4/15/2021	24.50
APPCA0415-842	Amazon Capital Services	4/15/2021	32.92
APPCA0420-301	Amazon Capital Services	4/20/2021	6.48
APPCA0420-302	Amazon Capital Services	4/20/2021	55.86
APPCA0420-303	Amazon Capital Services	4/20/2021	124.97
APPCA0420-304	Amazon Capital Services	4/20/2021	30.44
APPCA0420-305	Amazon Capital Services	4/20/2021	7.64
APPCA0420-306	Amazon Capital Services	4/20/2021	45.15
APPCA0420-307	Amazon Capital Services	4/20/2021	4.84
APPCA0420-308	Amazon Capital Services	4/20/2021	12.64
APPCA0420-309	Amazon Capital Services	4/20/2021	70.46
APPCA0420-310	Amazon Capital Services	4/20/2021	39.80
APPCA0420-311	Amazon Capital Services	4/20/2021	6.78
APPCA0420-312	Amazon Capital Services	4/20/2021	8.08
APPCA0420-313	Amazon Capital Services	4/20/2021	17.22
APPCA0420-314	Amazon Capital Services	4/20/2021	81.66
APPCA0420-315	Amazon Capital Services	4/20/2021	65.91
APPCA0420-316	Amazon Capital Services	4/20/2021	12.73
APPCA0420-317	Amazon Capital Services	4/20/2021	9.79
APPCA0420-318	Amazon Capital Services	4/20/2021	41.56
APPCA0420-319	Amazon Capital Services	4/20/2021	27.05
APPCA0420-320	Amazon Capital Services	4/20/2021	71.29
APPCA0420-321	Amazon Capital Services	4/20/2021	27.94
APPCA0420-322	Amazon Capital Services	4/20/2021	37.63
APPCA0420-323	Amazon Capital Services	4/20/2021	23.04
APPCA0420-324	Amazon Capital Services	4/20/2021	7.53
APPCA0420-325	Amazon Capital Services	4/20/2021	93.27
APPCA0420-326	Amazon Capital Services	4/20/2021	23.91
APPCA0420-327	Amazon Capital Services	4/20/2021	35.47

Pacific Coast Academy**Check Register****For the period ended April 30, 2021**

Check Number	Vendor Name	Check Date	Check Amount
APPCA0420-328	Amazon Capital Services	4/20/2021	14.21
APPCA0420-329	Amazon Capital Services	4/20/2021	5.38
APPCA0420-330	Amazon Capital Services	4/20/2021	61.76
APPCA0420-331	Amazon Capital Services	4/20/2021	37.09
APPCA0420-332	Amazon Capital Services	4/20/2021	13.28
APPCA0420-333	Amazon Capital Services	4/20/2021	11.84
APPCA0420-334	Amazon Capital Services	4/20/2021	20.10
APPCA0420-335	Amazon Capital Services	4/20/2021	24.23
APPCA0420-336	Amazon Capital Services	4/20/2021	26.79
APPCA0420-337	Amazon Capital Services	4/20/2021	90.35
APPCA0420-338	Amazon Capital Services	4/20/2021	60.09
APPCA0420-339	Amazon Capital Services	4/20/2021	7.53
APPCA0420-340	Amazon Capital Services	4/20/2021	67.62
APPCA0420-341	Amazon Capital Services	4/20/2021	68.91
APPCA0420-342	Amazon Capital Services	4/20/2021	7.57
APPCA0420-343	Amazon Capital Services	4/20/2021	71.82
APPCA0420-344	Amazon Capital Services	4/20/2021	65.73
APPCA0420-345	Amazon Capital Services	4/20/2021	8.57
APPCA0420-346	Amazon Capital Services	4/20/2021	74.35
APPCA0420-347	Amazon Capital Services	4/20/2021	62.25
APPCA0420-348	Amazon Capital Services	4/20/2021	38.79
APPCA0420-349	Amazon Capital Services	4/20/2021	42.00
APPCA0420-350	Amazon Capital Services	4/20/2021	86.55
APPCA0420-351	Amazon Capital Services	4/20/2021	58.80
APPCA0420-352	Amazon Capital Services	4/20/2021	21.76
APPCA0420-353	Amazon Capital Services	4/20/2021	9.55
APPCA0420-354	Amazon Capital Services	4/20/2021	27.99
APPCA0420-355	Amazon Capital Services	4/20/2021	95.91
APPCA0420-356	Amazon Capital Services	4/20/2021	8.48
APPCA0420-357	Amazon Capital Services	4/20/2021	61.05
APPCA0420-358	Amazon Capital Services	4/20/2021	20.26
APPCA0420-359	Amazon Capital Services	4/20/2021	80.76
APPCA0420-360	Amazon Capital Services	4/20/2021	8.29
APPCA0420-361	Amazon Capital Services	4/20/2021	63.45
APPCA0420-362	Amazon Capital Services	4/20/2021	60.96
APPCA0420-363	Amazon Capital Services	4/20/2021	8.61
APPCA0420-364	Amazon Capital Services	4/20/2021	25.84
APPCA0420-365	Amazon Capital Services	4/20/2021	25.62
APPCA0420-366	Amazon Capital Services	4/20/2021	28.95
APPCA0420-367	Amazon Capital Services	4/20/2021	39.14
APPCA0420-368	Amazon Capital Services	4/20/2021	6.45
APPCA0420-369	Amazon Capital Services	4/20/2021	14.16

Pacific Coast Academy**Check Register****For the period ended April 30, 2021**

Check Number	Vendor Name	Check Date	Check Amount
APPCA0420-370	Amazon Capital Services	4/20/2021	59.21
APPCA0420-371	Amazon Capital Services	4/20/2021	42.98
APPCA0420-372	Amazon Capital Services	4/20/2021	16.17
APPCA0420-373	Amazon Capital Services	4/20/2021	57.16
APPCA0420-374	Amazon Capital Services	4/20/2021	36.23
APPCA0420-375	Amazon Capital Services	4/20/2021	6.94
APPCA0420-376	Amazon Capital Services	4/20/2021	10.76
APPCA0420-377	Amazon Capital Services	4/20/2021	54.81
APPCA0420-378	Amazon Capital Services	4/20/2021	4.92
APPCA0420-379	Amazon Capital Services	4/20/2021	13.99
APPCA0420-380	Amazon Capital Services	4/20/2021	84.02
APPCA0420-381	Amazon Capital Services	4/20/2021	9.69
APPCA0420-382	Amazon Capital Services	4/20/2021	31.33
APPCA0420-383	Amazon Capital Services	4/20/2021	56.76
APPCA0420-384	Amazon Capital Services	4/20/2021	36.74
APPCA0420-385	Amazon Capital Services	4/20/2021	35.49
APPCA0420-386	Amazon Capital Services	4/20/2021	71.18
APPCA0420-387	Amazon Capital Services	4/20/2021	10.65
APPCA0420-388	Amazon Capital Services	4/20/2021	54.63
APPCA0420-389	Amazon Capital Services	4/20/2021	30.19
APPCA0420-390	Amazon Capital Services	4/20/2021	22.09
APPCA0420-391	Amazon Capital Services	4/20/2021	6.45
APPCA0420-392	Amazon Capital Services	4/20/2021	32.43
APPCA0420-393	Amazon Capital Services	4/20/2021	21.54
APPCA0420-394	Amazon Capital Services	4/20/2021	93.22
APPCA0420-395	Amazon Capital Services	4/20/2021	7.53
APPCA0420-396	Amazon Capital Services	4/20/2021	32.99
APPCA0420-397	Amazon Capital Services	4/20/2021	17.84
APPCA0420-398	Amazon Capital Services	4/20/2021	47.41
APPCA0420-399	Amazon Capital Services	4/20/2021	37.57
APPCA0420-400	Amazon Capital Services	4/20/2021	68.06
APPCA0420-401	Amazon Capital Services	4/20/2021	43.22
APPCA0420-402	Amazon Capital Services	4/20/2021	16.23
APPCA0420-403	Amazon Capital Services	4/20/2021	21.54
APPCA0420-404	Amazon Capital Services	4/20/2021	59.16
APPCA0420-405	Amazon Capital Services	4/20/2021	85.29
APPCA0420-406	Amazon Capital Services	4/20/2021	16.15
APPCA0420-407	Amazon Capital Services	4/20/2021	59.20
APPCA0420-408	Amazon Capital Services	4/20/2021	15.95
APPCA0420-409	Amazon Capital Services	4/20/2021	53.01
APPCA0420-410	Amazon Capital Services	4/20/2021	43.05
APPCA0420-411	Amazon Capital Services	4/20/2021	66.72

Pacific Coast Academy**Check Register****For the period ended April 30, 2021**

Check Number	Vendor Name	Check Date	Check Amount
APPCA0420-412	Amazon Capital Services	4/20/2021	29.04
APPCA0420-413	Amazon Capital Services	4/20/2021	43.62
APPCA0420-414	Amazon Capital Services	4/20/2021	15.23
APPCA0420-415	Amazon Capital Services	4/20/2021	47.66
APPCA0420-416	Amazon Capital Services	4/20/2021	10.50
APPCA0420-417	Amazon Capital Services	4/20/2021	17.68
APPCA0420-418	Amazon Capital Services	4/20/2021	159.40
APPCA0420-419	Amazon Capital Services	4/20/2021	42.38
APPCA0420-420	Amazon Capital Services	4/20/2021	21.39
APPCA0420-421	Amazon Capital Services	4/20/2021	27.05
APPCA0420-422	Amazon Capital Services	4/20/2021	41.32
APPCA0420-423	Amazon Capital Services	4/20/2021	62.79
APPCA0420-424	Amazon Capital Services	4/20/2021	43.12
APPCA0420-425	Amazon Capital Services	4/20/2021	27.49
APPCA0420-426	Amazon Capital Services	4/20/2021	56.30
APPCA0420-427	Amazon Capital Services	4/20/2021	32.43
APPCA0420-428	Amazon Capital Services	4/20/2021	5.38
APPCA0420-429	Amazon Capital Services	4/20/2021	136.78
APPCA0420-430	Amazon Capital Services	4/20/2021	85.80
APPCA0420-431	Amazon Capital Services	4/20/2021	24.76
APPCA0420-432	Amazon Capital Services	4/20/2021	18.31
APPCA0420-433	Amazon Capital Services	4/20/2021	21.14
APPCA0420-434	Amazon Capital Services	4/20/2021	85.77
APPCA0420-435	Amazon Capital Services	4/20/2021	7.60
APPCA0420-436	Amazon Capital Services	4/20/2021	59.13
APPCA0420-437	Amazon Capital Services	4/20/2021	31.22
APPCA0420-438	Amazon Capital Services	4/20/2021	14.19
APPCA0420-439	Amazon Capital Services	4/20/2021	39.86
APPCA0420-440	Amazon Capital Services	4/20/2021	33.36
APPCA0420-441	Amazon Capital Services	4/20/2021	54.39
APPCA0420-442	Amazon Capital Services	4/20/2021	56.71
APPCA0420-443	Amazon Capital Services	4/20/2021	16.67
APPCA0420-444	Amazon Capital Services	4/20/2021	101.62
APPCA0420-445	Amazon Capital Services	4/20/2021	30.14
APPCA0420-446	Amazon Capital Services	4/20/2021	24.18
APPCA0420-447	Amazon Capital Services	4/20/2021	59.93
APPCA0420-448	Amazon Capital Services	4/20/2021	35.76
APPCA0420-449	Amazon Capital Services	4/20/2021	1.83
APPCA0420-450	Amazon Capital Services	4/20/2021	10.74
APPCA0420-451	Amazon Capital Services	4/20/2021	21.52
APPCA0420-452	Amazon Capital Services	4/20/2021	72.12
APPCA0420-453	Amazon Capital Services	4/20/2021	20.38

Pacific Coast Academy**Check Register****For the period ended April 30, 2021**

Check Number	Vendor Name	Check Date	Check Amount
APPCA0420-454	Amazon Capital Services	4/20/2021	83.52
APPCA0420-455	Amazon Capital Services	4/20/2021	74.50
APPCA0420-456	Amazon Capital Services	4/20/2021	27.57
APPCA0420-457	Amazon Capital Services	4/20/2021	20.14
APPCA0420-458	Amazon Capital Services	4/20/2021	1.61
APPCA0420-459	Amazon Capital Services	4/20/2021	92.48
APPCA0420-460	Amazon Capital Services	4/20/2021	24.77
APPCA0420-461	Amazon Capital Services	4/20/2021	28.44
APPCA0420-462	Amazon Capital Services	4/20/2021	46.54
APPCA0420-463	Amazon Capital Services	4/20/2021	46.32
APPCA0420-464	Amazon Capital Services	4/20/2021	11.84
APPCA0420-465	Amazon Capital Services	4/20/2021	38.79
APPCA0420-466	Amazon Capital Services	4/20/2021	43.09
APPCA0420-467	Amazon Capital Services	4/20/2021	29.09
APPCA0420-468	Amazon Capital Services	4/20/2021	42.36
APPCA0420-469	Amazon Capital Services	4/20/2021	10.77
APPCA0420-470	Amazon Capital Services	4/20/2021	78.61
APPCA0420-471	Amazon Capital Services	4/20/2021	19.43
APPCA0420-472	Amazon Capital Services	4/20/2021	9.73
APPCA0420-473	Amazon Capital Services	4/20/2021	3.22
APPCA0420-474	Amazon Capital Services	4/20/2021	62.84
APPCA0420-475	Amazon Capital Services	4/20/2021	21.54
APPCA0420-476	Amazon Capital Services	4/20/2021	203.07
APPCA0420-477	Amazon Capital Services	4/20/2021	41.34
APPCA0420-478	Amazon Capital Services	4/20/2021	22.51
APPCA0420-479	Amazon Capital Services	4/20/2021	97.39
APPCA0420-480	Amazon Capital Services	4/20/2021	16.30
APPCA0420-481	Amazon Capital Services	4/20/2021	87.17
APPCA0420-482	Amazon Capital Services	4/20/2021	7.53
APPCA0420-483	Amazon Capital Services	4/20/2021	8.61
APPCA0420-484	Amazon Capital Services	4/20/2021	16.15
APPCA0420-485	Amazon Capital Services	4/20/2021	89.60
APPCA0420-486	Amazon Capital Services	4/20/2021	43.17
APPCA0420-487	Amazon Capital Services	4/20/2021	61.40
APPCA0420-488	Amazon Capital Services	4/20/2021	29.02
APPCA0420-489	Amazon Capital Services	4/20/2021	63.82
APPCA0420-490	Amazon Capital Services	4/20/2021	82.26
APPCA0420-491	Amazon Capital Services	4/20/2021	21.54
APPCA0420-492	Amazon Capital Services	4/20/2021	56.29
APPCA0420-493	Amazon Capital Services	4/20/2021	90.90
APPCA0420-494	Amazon Capital Services	4/20/2021	67.86
APPCA0420-495	Amazon Capital Services	4/20/2021	97.87

Pacific Coast Academy**Check Register****For the period ended April 30, 2021**

Check Number	Vendor Name	Check Date	Check Amount
APPCA0420-496	Amazon Capital Services	4/20/2021	26.94
APPCA0420-497	Amazon Capital Services	4/20/2021	29.62
APPCA0420-498	Amazon Capital Services	4/20/2021	67.46
APPCA0420-499	Amazon Capital Services	4/20/2021	19.52
APPCA0420-500	Amazon Capital Services	4/20/2021	9.73
APPCA0420-501	Amazon Capital Services	4/20/2021	18.35
APPCA0420-502	Amazon Capital Services	4/20/2021	2.14
APPCA0420-503	Amazon Capital Services	4/20/2021	11.40
APPCA0420-504	Amazon Capital Services	4/20/2021	28.29
APPCA0420-505	Amazon Capital Services	4/20/2021	20.46
APPCA0420-506	Amazon Capital Services	4/20/2021	70.31
APPCA0420-507	Amazon Capital Services	4/20/2021	91.81
APPCA0420-508	Amazon Capital Services	4/20/2021	63.31
APPCA0420-509	Amazon Capital Services	4/20/2021	7.52
APPCA0420-510	Amazon Capital Services	4/20/2021	50.71
APPCA0420-511	Amazon Capital Services	4/20/2021	75.58
APPCA0420-512	Amazon Capital Services	4/20/2021	120.87
APPCA0420-513	Amazon Capital Services	4/20/2021	5.38
APPCA0420-514	Amazon Capital Services	4/20/2021	12.20
APPCA0420-515	Amazon Capital Services	4/20/2021	95.61
APPCA0420-516	Amazon Capital Services	4/20/2021	48.02
APPCA0420-517	Amazon Capital Services	4/20/2021	40.19
APPCA0420-518	Amazon Capital Services	4/20/2021	68.28
APPCA0420-519	Amazon Capital Services	4/20/2021	32.88
APPCA0420-520	Amazon Capital Services	4/20/2021	75.41
APPCA0420-521	Amazon Capital Services	4/20/2021	44.58
APPCA0420-522	Amazon Capital Services	4/20/2021	10.81
APPCA0420-523	Amazon Capital Services	4/20/2021	91.59
APPCA0420-524	Amazon Capital Services	4/20/2021	69.99
APPCA0420-525	Amazon Capital Services	4/20/2021	75.49
APPCA0420-526	Amazon Capital Services	4/20/2021	48.37
APPCA0420-527	Amazon Capital Services	4/20/2021	37.80
APPCA0420-528	Amazon Capital Services	4/20/2021	12.81
APPCA0420-529	Amazon Capital Services	4/20/2021	52.41
APPCA0420-530	Amazon Capital Services	4/20/2021	67.85
APPCA0420-531	Amazon Capital Services	4/20/2021	64.06
APPCA0420-532	Amazon Capital Services	4/20/2021	203.54
APPCA0420-533	Amazon Capital Services	4/20/2021	71.51
APPCA0420-534	Amazon Capital Services	4/20/2021	8.06
APPCA0420-535	Amazon Capital Services	4/20/2021	9.78
APPCA0420-536	Amazon Capital Services	4/20/2021	51.21
APPCA0420-537	Amazon Capital Services	4/20/2021	36.49

Pacific Coast Academy**Check Register****For the period ended April 30, 2021**

Check Number	Vendor Name	Check Date	Check Amount
APPCA0420-538	Amazon Capital Services	4/20/2021	36.74
APPCA0420-539	Amazon Capital Services	4/20/2021	8.61
APPCA0420-540	Amazon Capital Services	4/20/2021	31.99
APPCA0420-541	Amazon Capital Services	4/20/2021	40.89
APPCA0420-542	Amazon Capital Services	4/20/2021	8.61
APPCA0420-543	Amazon Capital Services	4/20/2021	23.97
APPCA0420-544	Amazon Capital Services	4/20/2021	22.61
APPCA0420-545	Amazon Capital Services	4/20/2021	17.21
APPCA0420-546	Amazon Capital Services	4/20/2021	9.99
APPCA0420-547	Amazon Capital Services	4/20/2021	45.24
APPCA0420-548	Amazon Capital Services	4/20/2021	50.62
APPCA0420-549	Amazon Capital Services	4/20/2021	13.94
APPCA0420-550	Amazon Capital Services	4/20/2021	147.88
APPCA0420-551	Amazon Capital Services	4/20/2021	4.51
APPCA0420-552	Amazon Capital Services	4/20/2021	11.21
APPCA0420-553	Amazon Capital Services	4/20/2021	94.17
APPCA0420-554	Amazon Capital Services	4/20/2021	7.53
APPCA0420-555	Amazon Capital Services	4/20/2021	84.37
APPCA0420-556	Amazon Capital Services	4/20/2021	91.02
APPCA0420-557	Amazon Capital Services	4/20/2021	32.14
APPCA0420-558	Amazon Capital Services	4/20/2021	26.93
APPCA0420-559	Amazon Capital Services	4/20/2021	64.60
APPCA0420-560	Amazon Capital Services	4/20/2021	32.61
APPCA0420-561	Amazon Capital Services	4/20/2021	46.21
APPCA0420-562	Amazon Capital Services	4/20/2021	13.31
APPCA0420-563	Amazon Capital Services	4/20/2021	30.15
APPCA0420-564	Amazon Capital Services	4/20/2021	82.71
APPCA0420-565	Amazon Capital Services	4/20/2021	68.00
APPCA0420-566	Amazon Capital Services	4/20/2021	85.55
APPCA0420-567	Amazon Capital Services	4/20/2021	71.06
APPCA0420-568	Amazon Capital Services	4/20/2021	65.20
APPCA0420-569	Amazon Capital Services	4/20/2021	61.38
APPCA0420-570	Amazon Capital Services	4/20/2021	93.51
APPCA0420-571	Amazon Capital Services	4/20/2021	8.72
APPCA0420-572	Amazon Capital Services	4/20/2021	20.71
APPCA0420-573	Amazon Capital Services	4/20/2021	20.68
APPCA0420-574	Amazon Capital Services	4/20/2021	86.19
APPCA0420-575	Amazon Capital Services	4/20/2021	43.09
APPCA0420-576	Amazon Capital Services	4/20/2021	9.73
APPCA0420-577	Amazon Capital Services	4/20/2021	7.53
APPCA0420-578	Amazon Capital Services	4/20/2021	65.24
APPCA0420-579	Amazon Capital Services	4/20/2021	79.61

Pacific Coast Academy

Check Register

For the period ended April 30, 2021

Check Number	Vendor Name	Check Date	Check Amount
APPCA0420-580	Amazon Capital Services	4/20/2021	62.80
APPCA0420-581	Amazon Capital Services	4/20/2021	86.99
APPCA0420-582	Amazon Capital Services	4/20/2021	14.78
APPCA0420-583	Amazon Capital Services	4/20/2021	40.99
APPCA0420-584	Amazon Capital Services	4/20/2021	24.89
APPCA0420-585	Amazon Capital Services	4/20/2021	90.13
APPCA0420-586	Amazon Capital Services	4/20/2021	11.14
APPCA0420-587	Amazon Capital Services	4/20/2021	8.59
APPCA0420-588	Amazon Capital Services	4/20/2021	30.16
APPCA0420-589	Amazon Capital Services	4/20/2021	116.37
APPCA0420-590	Amazon Capital Services	4/20/2021	91.54
APPCA0420-591	Amazon Capital Services	4/20/2021	101.00
APPCA0420-592	Amazon Capital Services	4/20/2021	71.38
APPCA0420-593	Amazon Capital Services	4/20/2021	87.37
APPCA0420-594	Amazon Capital Services	4/20/2021	90.23
APPCA0420-595	Amazon Capital Services	4/20/2021	39.82
APPCA0420-596	Amazon Capital Services	4/20/2021	86.75
APPCA0420-597	Amazon Capital Services	4/20/2021	7.56
APPCA0420-598	Amazon Capital Services	4/20/2021	74.66
APPCA0420-599	Amazon Capital Services	4/20/2021	7.57
APPCA0420-600	Amazon Capital Services	4/20/2021	8.65
APPCA0420-601	Amazon Capital Services	4/20/2021	24.77
APPCA0420-602	Amazon Capital Services	4/20/2021	79.53
APPCA0420-603	Amazon Capital Services	4/20/2021	66.40
APPCA0420-604	Amazon Capital Services	4/20/2021	77.32
APPCA0420-605	Amazon Capital Services	4/20/2021	9.15
APPCA0420-606	Amazon Capital Services	4/20/2021	31.24
APPCA0420-607	Amazon Capital Services	4/20/2021	4.82
APPCA0420-608	Amazon Capital Services	4/20/2021	40.80
APPCA0420-609	Amazon Capital Services	4/20/2021	73.26
APPCA0420-610	Amazon Capital Services	4/20/2021	26.93
APPCA0420-611	Amazon Capital Services	4/20/2021	98.56
APPCA0420-612	Amazon Capital Services	4/20/2021	23.87
APPCA0420-613	Amazon Capital Services	4/20/2021	35.13
APPCA0420-614	Amazon Capital Services	4/20/2021	38.43
APPCA0420-615	Amazon Capital Services	4/20/2021	7.53
APPCA0420-616	Amazon Capital Services	4/20/2021	70.46
APPCA0420-617	Amazon Capital Services	4/20/2021	72.04
APPCA0420-618	Amazon Capital Services	4/20/2021	89.06
APPCA0420-619	Amazon Capital Services	4/20/2021	183.18
APPCA0420-620	Amazon Capital Services	4/20/2021	8.59
APPCA0420-621	Amazon Capital Services	4/20/2021	19.39

Pacific Coast Academy**Check Register****For the period ended April 30, 2021**

Check Number	Vendor Name	Check Date	Check Amount
APPCA0420-622	Amazon Capital Services	4/20/2021	86.98
APPCA0420-623	Amazon Capital Services	4/20/2021	129.95
APPCA0420-624	Amazon Capital Services	4/20/2021	28.19
APPCA0420-625	Amazon Capital Services	4/20/2021	155.50
APPCA0420-626	Amazon Capital Services	4/20/2021	3.72
APPCA0420-627	Amazon Capital Services	4/20/2021	10.86
APPCA0420-628	Amazon Capital Services	4/20/2021	15.06
APPCA0420-629	Amazon Capital Services	4/20/2021	31.24
APPCA0420-630	Amazon Capital Services	4/20/2021	82.96
APPCA0420-631	Amazon Capital Services	4/20/2021	70.59
APPCA0420-632	Amazon Capital Services	4/20/2021	23.24
APPCA0420-633	Amazon Capital Services	4/20/2021	18.19
APPCA0420-634	Amazon Capital Services	4/20/2021	7.57
APPCA0420-635	Amazon Capital Services	4/20/2021	58.93
APPCA0420-636	Amazon Capital Services	4/20/2021	7.53
APPCA0420-637	Amazon Capital Services	4/20/2021	11.95
APPCA0420-638	Amazon Capital Services	4/20/2021	33.01
APPCA0420-639	Amazon Capital Services	4/20/2021	7.49
APPCA0420-640	Amazon Capital Services	4/20/2021	80.44
APPCA0420-641	Amazon Capital Services	4/20/2021	13.39
APPCA0420-642	Amazon Capital Services	4/20/2021	18.18
APPCA0420-643	Amazon Capital Services	4/20/2021	113.11
APPCA0420-644	Amazon Capital Services	4/20/2021	108.98
APPCA0420-645	Amazon Capital Services	4/20/2021	5.11
APPCA0420-646	Amazon Capital Services	4/20/2021	85.83
APPCA0420-647	Amazon Capital Services	4/20/2021	66.85
APPCA0420-648	Amazon Capital Services	4/20/2021	56.22
APPCA0420-649	Amazon Capital Services	4/20/2021	36.50
APPCA0420-650	Amazon Capital Services	4/20/2021	62.21
APPCA0420-651	Amazon Capital Services	4/20/2021	32.62
APPCA0420-652	Amazon Capital Services	4/20/2021	14.13
APPCA0420-653	Amazon Capital Services	4/20/2021	7.57
APPCA0420-654	Amazon Capital Services	4/20/2021	56.59
APPCA0420-655	Amazon Capital Services	4/20/2021	38.84
APPCA0420-656	Amazon Capital Services	4/20/2021	33.36
APPCA0420-657	Amazon Capital Services	4/20/2021	57.88
APPCA0420-658	Amazon Capital Services	4/20/2021	12.77
APPCA0420-659	Amazon Capital Services	4/20/2021	106.03
APPCA0420-660	Amazon Capital Services	4/20/2021	34.38
APPCA0420-661	Amazon Capital Services	4/20/2021	118.51
APPCA0420-662	Amazon Capital Services	4/20/2021	69.58
APPCA0420-663	Amazon Capital Services	4/20/2021	20.17

Pacific Coast Academy**Check Register****For the period ended April 30, 2021**

Check Number	Vendor Name	Check Date	Check Amount
APPCA0420-664	Amazon Capital Services	4/20/2021	85.87
APPCA0420-665	Amazon Capital Services	4/20/2021	42.57
APPCA0420-666	Amazon Capital Services	4/20/2021	44.17
APPCA0420-667	Amazon Capital Services	4/20/2021	107.40
APPCA0420-668	Amazon Capital Services	4/20/2021	32.44
APPCA0420-669	Amazon Capital Services	4/20/2021	25.80
APPCA0420-670	Amazon Capital Services	4/20/2021	34.47
APPCA0420-671	Amazon Capital Services	4/20/2021	7.53
APPCA0420-672	Amazon Capital Services	4/20/2021	9.69
APPCA0420-673	Amazon Capital Services	4/20/2021	91.53
APPCA0420-674	Amazon Capital Services	4/20/2021	90.84
APPCA0420-675	Amazon Capital Services	4/20/2021	8.22
APPCA0420-676	Amazon Capital Services	4/20/2021	62.46
APPCA0420-677	Amazon Capital Services	4/20/2021	66.56
APPCA0420-678	Amazon Capital Services	4/20/2021	90.14
APPCA0420-679	Amazon Capital Services	4/20/2021	86.66
APPCA0420-680	Amazon Capital Services	4/20/2021	96.79
APPCA0420-681	Amazon Capital Services	4/20/2021	65.92
APPCA0420-682	Amazon Capital Services	4/20/2021	37.07
APPCA0420-683	Amazon Capital Services	4/20/2021	29.77
APPCA0420-684	Amazon Capital Services	4/20/2021	11.72
APPCA0420-685	Amazon Capital Services	4/20/2021	77.90
APPCA0420-686	Amazon Capital Services	4/20/2021	60.08
APPCA0420-687	Amazon Capital Services	4/20/2021	81.91
APPCA0420-688	Amazon Capital Services	4/20/2021	7.53
APPCA0420-689	Amazon Capital Services	4/20/2021	42.01
APPCA0420-690	Amazon Capital Services	4/20/2021	6.97
APPCA0420-691	Amazon Capital Services	4/20/2021	58.74
APPCA0420-692	Amazon Capital Services	4/20/2021	14.05
APPCA0420-693	Amazon Capital Services	4/20/2021	15.04
APPCA0420-694	Amazon Capital Services	4/20/2021	69.99
APPCA0420-695	Amazon Capital Services	4/20/2021	17.51
APPCA0420-696	Amazon Capital Services	4/20/2021	25.75
APPCA0420-697	Amazon Capital Services	4/20/2021	5.92
APPCA0420-698	Amazon Capital Services	4/20/2021	52.79
APPCA0420-699	Amazon Capital Services	4/20/2021	7.53
APPCA0420-700	Amazon Capital Services	4/20/2021	34.78
APPCA0420-701	Amazon Capital Services	4/20/2021	7.57
APPCA0420-702	Amazon Capital Services	4/20/2021	38.88
APPCA0420-703	Amazon Capital Services	4/20/2021	8.07
APPCA0420-704	Amazon Capital Services	4/20/2021	53.76
APPCA0420-705	Amazon Capital Services	4/20/2021	44.28

Pacific Coast Academy**Check Register****For the period ended April 30, 2021**

Check Number	Vendor Name	Check Date	Check Amount
APPCA0420-706	Amazon Capital Services	4/20/2021	4.57
APPCA0420-707	Amazon Capital Services	4/20/2021	61.08
APPCA0420-708	Amazon Capital Services	4/20/2021	60.35
APPCA0420-709	Amazon Capital Services	4/20/2021	9.00
APPCA0420-710	Amazon Capital Services	4/20/2021	14.42
APPCA0420-711	Amazon Capital Services	4/20/2021	43.37
APPCA0420-712	Amazon Capital Services	4/20/2021	24.44
APPCA0420-713	Amazon Capital Services	4/20/2021	19.38
APPCA0420-714	Amazon Capital Services	4/20/2021	17.34
APPCA0420-715	Amazon Capital Services	4/20/2021	35.52
APPCA0420-716	Amazon Capital Services	4/20/2021	53.58
APPCA0420-717	Amazon Capital Services	4/20/2021	59.28
APPCA0420-718	Amazon Capital Services	4/20/2021	78.66
APPCA0420-719	Amazon Capital Services	4/20/2021	118.04
APPCA0420-720	Amazon Capital Services	4/20/2021	56.61
APPCA0420-721	Amazon Capital Services	4/20/2021	18.97
APPCA0420-722	Amazon Capital Services	4/20/2021	59.86
APPCA0420-723	Amazon Capital Services	4/20/2021	28.93
APPCA0420-724	Amazon Capital Services	4/20/2021	12.91
APPCA0420-725	Amazon Capital Services	4/20/2021	35.04
APPCA0420-726	Amazon Capital Services	4/20/2021	7.53
APPCA0420-727	Amazon Capital Services	4/20/2021	41.94
APPCA0420-728	Amazon Capital Services	4/20/2021	61.99
APPCA0420-729	Amazon Capital Services	4/20/2021	162.17
APPCA0420-730	Amazon Capital Services	4/20/2021	17.38
APPCA0420-731	Amazon Capital Services	4/20/2021	8.67
APPCA0420-732	Amazon Capital Services	4/20/2021	140.08
APPCA0420-733	Amazon Capital Services	4/20/2021	28.06
APPCA0420-734	Amazon Capital Services	4/20/2021	105.43
APPCA0420-735	Amazon Capital Services	4/20/2021	39.95
APPCA0420-736	Amazon Capital Services	4/20/2021	15.60
APPCA0420-737	Amazon Capital Services	4/20/2021	74.56
APPCA0420-738	Amazon Capital Services	4/20/2021	7.53
APPCA0420-739	Amazon Capital Services	4/20/2021	68.39
APPCA0420-740	Amazon Capital Services	4/20/2021	44.79
APPCA0420-741	Amazon Capital Services	4/20/2021	50.03
APPCA0420-742	Amazon Capital Services	4/20/2021	22.63
APPCA0420-743	Amazon Capital Services	4/20/2021	8.65
APPCA0420-744	Amazon Capital Services	4/20/2021	40.92
APPCA0420-745	Amazon Capital Services	4/20/2021	15.21
APPCA0420-746	Amazon Capital Services	4/20/2021	35.02
APPCA0420-747	Amazon Capital Services	4/20/2021	20.89

Pacific Coast Academy

Check Register

For the period ended April 30, 2021

Check Number	Vendor Name	Check Date	Check Amount
APPCA0420-748	Amazon Capital Services	4/20/2021	6.45
APPCA0420-749	Amazon Capital Services	4/20/2021	59.09
APPCA0420-750	Amazon Capital Services	4/20/2021	37.62
APPCA0420-751	Amazon Capital Services	4/20/2021	5.38
APPCA0420-752	Amazon Capital Services	4/20/2021	10.90
APPCA0420-753	Amazon Capital Services	4/20/2021	59.68
APPCA0420-754	Amazon Capital Services	4/20/2021	50.71
APPCA0420-755	Amazon Capital Services	4/20/2021	12.96
APPCA0420-756	Amazon Capital Services	4/20/2021	80.92
APPCA0420-757	Amazon Capital Services	4/20/2021	24.74
APPCA0420-758	Amazon Capital Services	4/20/2021	9.48
APPCA0420-759	Amazon Capital Services	4/20/2021	31.60
APPCA0420-760	Amazon Capital Services	4/20/2021	43.20
APPCA0420-761	Amazon Capital Services	4/20/2021	140.02
APPCA0420-762	Amazon Capital Services	4/20/2021	12.21
APPCA0420-763	Amazon Capital Services	4/20/2021	39.19
APPCA0420-764	Amazon Capital Services	4/20/2021	86.52
APPCA0420-765	Amazon Capital Services	4/20/2021	59.79
APPCA0420-766	Amazon Capital Services	4/20/2021	51.17
APPCA0420-767	Amazon Capital Services	4/20/2021	37.66
APPCA0420-768	Amazon Capital Services	4/20/2021	38.96
APPCA0420-769	Amazon Capital Services	4/20/2021	16.30
APPCA0420-770	Amazon Capital Services	4/20/2021	27.61
APPCA0420-771	Amazon Capital Services	4/20/2021	17.65
APPCA0420-772	Amazon Capital Services	4/20/2021	14.06
APPCA0420-773	Amazon Capital Services	4/20/2021	31.22
APPCA0420-774	Amazon Capital Services	4/20/2021	23.69
APPCA0420-775	Amazon Capital Services	4/20/2021	77.66
APPCA0420-776	Amazon Capital Services	4/20/2021	9.73
APPCA0420-777	Amazon Capital Services	4/20/2021	31.81
APPCA0420-778	Amazon Capital Services	4/20/2021	31.32
APPCA0420-779	Amazon Capital Services	4/20/2021	42.01
APPCA0420-780	Amazon Capital Services	4/20/2021	26.88
APPCA0420-781	Amazon Capital Services	4/20/2021	70.91
APPCA0420-782	Amazon Capital Services	4/20/2021	32.47
APPCA0420-783	Amazon Capital Services	4/20/2021	10.76
APPCA0420-784	Amazon Capital Services	4/20/2021	55.27
APPCA0420-785	Amazon Capital Services	4/20/2021	121.62
APPCA0420-786	Amazon Capital Services	4/20/2021	35.58
APPCA0420-787	Amazon Capital Services	4/20/2021	57.79
APPCA0420-788	Amazon Capital Services	4/20/2021	31.22
APPCA0420-789	Amazon Capital Services	4/20/2021	21.61

Pacific Coast Academy**Check Register****For the period ended April 30, 2021**

Check Number	Vendor Name	Check Date	Check Amount
APPCA0420-790	Amazon Capital Services	4/20/2021	22.74
APPCA0420-791	Amazon Capital Services	4/20/2021	90.78
APPCA0420-792	Amazon Capital Services	4/20/2021	28.56
APPCA0420-793	Amazon Capital Services	4/20/2021	75.75
APPCA0420-794	Amazon Capital Services	4/20/2021	72.02
APPCA0420-795	Amazon Capital Services	4/20/2021	42.02
APPCA0420-796	Amazon Capital Services	4/20/2021	9.24
APPCA0420-797	Amazon Capital Services	4/20/2021	22.52
APPCA0420-798	Amazon Capital Services	4/20/2021	58.17
APPCA0420-799	Amazon Capital Services	4/20/2021	107.74
APPCA0420-800	Amazon Capital Services	4/20/2021	40.93
APPCA0420-801	Amazon Capital Services	4/20/2021	32.46
APPCA0420-802	Amazon Capital Services	4/20/2021	103.17
APPCA0422-301	Amazon Capital Services	4/22/2021	26.89
APPCA0422-302	Amazon Capital Services	4/22/2021	23.17
APPCA0422-303	Amazon Capital Services	4/22/2021	15.97
APPCA0422-304	Amazon Capital Services	4/22/2021	5.29
APPCA0422-305	Amazon Capital Services	4/22/2021	10.76
APPCA0422-306	Amazon Capital Services	4/22/2021	13.32
APPCA0422-307	Amazon Capital Services	4/22/2021	17.19
APPCA0422-308	Amazon Capital Services	4/22/2021	6.48
APPCA0422-309	Amazon Capital Services	4/22/2021	27.18
APPCA0422-310	Amazon Capital Services	4/22/2021	12.98
APPCA0422-311	Amazon Capital Services	4/22/2021	241.27
APPCA0422-312	Amazon Capital Services	4/22/2021	43.13
APPCA0422-313	Amazon Capital Services	4/22/2021	41.14
APPCA0422-314	Amazon Capital Services	4/22/2021	38.76
APPCA0422-315	Amazon Capital Services	4/22/2021	46.54
APPCA0422-316	Amazon Capital Services	4/22/2021	14.43
APPCA0422-317	Amazon Capital Services	4/22/2021	28.36
APPCA0422-318	Amazon Capital Services	4/22/2021	72.94
APPCA0422-319	Amazon Capital Services	4/22/2021	17.61
APPCA0422-320	Amazon Capital Services	4/22/2021	20.42
APPCA0422-321	Amazon Capital Services	4/22/2021	154.73
APPCA0422-322	Amazon Capital Services	4/22/2021	33.87
APPCA0422-323	Amazon Capital Services	4/22/2021	160.55
APPCA0422-324	Amazon Capital Services	4/22/2021	16.69
APPCA0422-325	Amazon Capital Services	4/22/2021	24.95
APPCA0422-326	Amazon Capital Services	4/22/2021	81.42
APPCA0422-327	Amazon Capital Services	4/22/2021	136.24
APPCA0422-328	Amazon Capital Services	4/22/2021	79.01
APPCA0422-329	Amazon Capital Services	4/22/2021	1.61

Pacific Coast Academy**Check Register****For the period ended April 30, 2021**

Check Number	Vendor Name	Check Date	Check Amount
APPCA0422-330	Amazon Capital Services	4/22/2021	18.31
APPCA0422-331	Amazon Capital Services	4/22/2021	10.84
APPCA0422-332	Amazon Capital Services	4/22/2021	21.54
APPCA0422-333	Amazon Capital Services	4/22/2021	26.93
APPCA0422-334	Amazon Capital Services	4/22/2021	33.92
APPCA0422-335	Amazon Capital Services	4/22/2021	38.28
APPCA0422-336	Amazon Capital Services	4/22/2021	10.76
APPCA0422-337	Amazon Capital Services	4/22/2021	87.25
APPCA0422-338	Amazon Capital Services	4/22/2021	13.67
APPCA0422-339	Amazon Capital Services	4/22/2021	29.64
APPCA0422-340	Amazon Capital Services	4/22/2021	18.68
APPCA0422-341	Amazon Capital Services	4/22/2021	37.77
APPCA0422-342	Amazon Capital Services	4/22/2021	34.46
APPCA0422-343	Amazon Capital Services	4/22/2021	5.38
APPCA0422-344	Amazon Capital Services	4/22/2021	10.76
APPCA0422-345	Amazon Capital Services	4/22/2021	83.92
APPCA0422-346	Amazon Capital Services	4/22/2021	8.52
APPCA0422-347	Amazon Capital Services	4/22/2021	50.18
APPCA0422-348	Amazon Capital Services	4/22/2021	26.93
APPCA0422-349	Amazon Capital Services	4/22/2021	6.51
APPCA0422-350	Amazon Capital Services	4/22/2021	38.13
APPCA0422-351	Amazon Capital Services	4/22/2021	27.08
APPCA0422-352	Amazon Capital Services	4/22/2021	32.63
APPCA0422-353	Amazon Capital Services	4/22/2021	20.00
APPCA0422-354	Amazon Capital Services	4/22/2021	77.17
APPCA0422-355	Amazon Capital Services	4/22/2021	30.13
APPCA0422-356	Amazon Capital Services	4/22/2021	19.24
APPCA0422-357	Amazon Capital Services	4/22/2021	36.57
APPCA0422-358	Amazon Capital Services	4/22/2021	16.15
APPCA0422-359	Amazon Capital Services	4/22/2021	5.38
APPCA0422-360	Amazon Capital Services	4/22/2021	118.51
APPCA0422-361	Amazon Capital Services	4/22/2021	12.63
APPCA0422-362	Amazon Capital Services	4/22/2021	30.40
APPCA0422-363	Amazon Capital Services	4/22/2021	37.64
APPCA0422-364	Amazon Capital Services	4/22/2021	29.27
APPCA0422-365	Amazon Capital Services	4/22/2021	15.06
APPCA0422-366	Amazon Capital Services	4/22/2021	11.63
APPCA0422-367	Amazon Capital Services	4/22/2021	19.91
APPCA0422-368	Amazon Capital Services	4/22/2021	16.15
APPCA0422-369	Amazon Capital Services	4/22/2021	65.72
APPCA0422-370	Amazon Capital Services	4/22/2021	6.45
APPCA0422-371	Amazon Capital Services	4/22/2021	26.06

Pacific Coast Academy**Check Register****For the period ended April 30, 2021**

Check Number	Vendor Name	Check Date	Check Amount
APPCA0422-372	Amazon Capital Services	4/22/2021	23.69
APPCA0422-373	Amazon Capital Services	4/22/2021	46.71
APPCA0422-374	Amazon Capital Services	4/22/2021	4.40
APPCA0422-375	Amazon Capital Services	4/22/2021	25.50
APPCA0422-376	Amazon Capital Services	4/22/2021	141.68
APPCA0422-377	Amazon Capital Services	4/22/2021	38.23
APPCA0422-378	Amazon Capital Services	4/22/2021	37.30
APPCA0422-379	Amazon Capital Services	4/22/2021	61.38
APPCA0422-380	Amazon Capital Services	4/22/2021	10.76
APPCA0422-381	Amazon Capital Services	4/22/2021	20.02
APPCA0422-382	Amazon Capital Services	4/22/2021	17.23
APPCA0422-383	Amazon Capital Services	4/22/2021	35.31
APPCA0422-384	Amazon Capital Services	4/22/2021	45.73
APPCA0422-385	Amazon Capital Services	4/22/2021	247.71
APPCA0422-386	Amazon Capital Services	4/22/2021	26.82
APPCA0422-387	Amazon Capital Services	4/22/2021	51.61
APPCA0422-388	Amazon Capital Services	4/22/2021	120.15
APPCA0422-389	Amazon Capital Services	4/22/2021	4.73
APPCA0422-390	Amazon Capital Services	4/22/2021	21.54
APPCA0422-391	Amazon Capital Services	4/22/2021	45.24
APPCA0422-392	Amazon Capital Services	4/22/2021	21.52
APPCA0422-393	Amazon Capital Services	4/22/2021	10.76
APPCA0422-394	Amazon Capital Services	4/22/2021	19.38
APPCA0422-395	Amazon Capital Services	4/22/2021	24.44
APPCA0422-396	Amazon Capital Services	4/22/2021	26.29
APPCA0422-397	Amazon Capital Services	4/22/2021	35.01
APPCA0422-398	Amazon Capital Services	4/22/2021	79.98
APPCA0422-399	Amazon Capital Services	4/22/2021	47.62
APPCA0422-400	Amazon Capital Services	4/22/2021	26.51
APPCA0422-401	Amazon Capital Services	4/22/2021	86.31
APPCA0422-402	Amazon Capital Services	4/22/2021	189.63
APPCA0422-403	Amazon Capital Services	4/22/2021	81.90
APPCA0422-404	Amazon Capital Services	4/22/2021	18.91
APPCA0422-405	Amazon Capital Services	4/22/2021	37.66
APPCA0422-406	Amazon Capital Services	4/22/2021	14.85
APPCA0422-407	Amazon Capital Services	4/22/2021	38.05
APPCA0422-408	Amazon Capital Services	4/22/2021	52.78
APPCA0422-409	Amazon Capital Services	4/22/2021	51.69
APPCA0422-410	Amazon Capital Services	4/22/2021	26.31
APPCA0422-411	Amazon Capital Services	4/22/2021	16.15
APPCA0422-412	Amazon Capital Services	4/22/2021	12.48
APPCA0422-413	Amazon Capital Services	4/22/2021	21.72

Pacific Coast Academy**Check Register****For the period ended April 30, 2021**

Check Number	Vendor Name	Check Date	Check Amount
APPCA0422-414	Amazon Capital Services	4/22/2021	16.23
APPCA0422-415	Amazon Capital Services	4/22/2021	21.61
APPCA0422-416	Amazon Capital Services	4/22/2021	30.79
APPCA0422-417	Amazon Capital Services	4/22/2021	16.41
APPCA0422-418	Amazon Capital Services	4/22/2021	35.70
APPCA0422-419	Amazon Capital Services	4/22/2021	31.01
APPCA0422-420	Amazon Capital Services	4/22/2021	14.00
APPCA0422-421	Amazon Capital Services	4/22/2021	54.50
APPCA0422-422	Amazon Capital Services	4/22/2021	25.81
APPCA0422-423	Amazon Capital Services	4/22/2021	84.83
APPCA0422-424	Amazon Capital Services	4/22/2021	16.15
APPCA0422-425	Amazon Capital Services	4/22/2021	10.76
APPCA0422-426	Amazon Capital Services	4/22/2021	215.22
APPCA0422-427	Amazon Capital Services	4/22/2021	10.76
APPCA0422-428	Amazon Capital Services	4/22/2021	24.66
APPCA0422-429	Amazon Capital Services	4/22/2021	13.95
APPCA0422-430	Amazon Capital Services	4/22/2021	40.48
APPCA0422-431	Amazon Capital Services	4/22/2021	16.80
APPCA0422-432	Amazon Capital Services	4/22/2021	20.92
APPCA0422-433	Amazon Capital Services	4/22/2021	27.18
APPCA0422-434	Amazon Capital Services	4/22/2021	36.52
APPCA0422-435	Amazon Capital Services	4/22/2021	15.07
APPCA0422-436	Amazon Capital Services	4/22/2021	24.77
APPCA0422-437	Amazon Capital Services	4/22/2021	44.33
APPCA0422-438	Amazon Capital Services	4/22/2021	24.43
APPCA0422-439	Amazon Capital Services	4/22/2021	5.62
APPCA0422-440	Amazon Capital Services	4/22/2021	28.62
APPCA0422-441	Amazon Capital Services	4/22/2021	19.38
APPCA0422-442	Amazon Capital Services	4/22/2021	60.93
APPCA0422-443	Amazon Capital Services	4/22/2021	15.20
APPCA0422-444	Amazon Capital Services	4/22/2021	5.39
APPCA0422-445	Amazon Capital Services	4/22/2021	15.18
APPCA0422-446	Amazon Capital Services	4/22/2021	62.19
APPCA0422-447	Amazon Capital Services	4/22/2021	16.41
APPCA0422-448	Amazon Capital Services	4/22/2021	37.66
APPCA0422-449	Amazon Capital Services	4/22/2021	27.58
APPCA0422-450	Amazon Capital Services	4/22/2021	15.07
APPCA0422-451	Amazon Capital Services	4/22/2021	8.65
APPCA0422-452	Amazon Capital Services	4/22/2021	22.03
APPCA0422-453	Amazon Capital Services	4/22/2021	32.97
APPCA0422-454	Amazon Capital Services	4/22/2021	16.19
APPCA0422-455	Amazon Capital Services	4/22/2021	31.52

Pacific Coast Academy**Check Register****For the period ended April 30, 2021**

Check Number	Vendor Name	Check Date	Check Amount
APPCA0422-456	Amazon Capital Services	4/22/2021	68.29
APPCA0422-457	Amazon Capital Services	4/22/2021	59.26
APPCA0422-458	Amazon Capital Services	4/22/2021	47.39
APPCA0422-459	Amazon Capital Services	4/22/2021	12.09
APPCA0422-460	Amazon Capital Services	4/22/2021	20.46
APPCA0422-461	Amazon Capital Services	4/22/2021	30.49
APPCA0422-462	Amazon Capital Services	4/22/2021	3.66
APPCA0422-463	Amazon Capital Services	4/22/2021	43.09
APPCA0422-464	Amazon Capital Services	4/22/2021	23.69
APPCA0422-465	Amazon Capital Services	4/22/2021	33.80
APPCA0422-466	Amazon Capital Services	4/22/2021	53.86
APPCA0422-467	Amazon Capital Services	4/22/2021	12.63
APPCA0422-468	Amazon Capital Services	4/22/2021	44.58
APPCA0422-469	Amazon Capital Services	4/22/2021	6.87
APPCA0422-470	Amazon Capital Services	4/22/2021	54.70
APPCA0422-471	Amazon Capital Services	4/22/2021	54.57
APPCA0422-472	Amazon Capital Services	4/22/2021	9.69
APPCA0422-473	Amazon Capital Services	4/22/2021	104.91
APPCA0422-474	Amazon Capital Services	4/22/2021	32.17
APPCA0422-475	Amazon Capital Services	4/22/2021	37.22
APPCA0422-476	Amazon Capital Services	4/22/2021	10.76
APPCA0422-477	Amazon Capital Services	4/22/2021	4.34
APPCA0422-478	Amazon Capital Services	4/22/2021	10.73
APPCA0422-479	Amazon Capital Services	4/22/2021	7.53
APPCA0422-480	Amazon Capital Services	4/22/2021	10.76
APPCA0422-481	Amazon Capital Services	4/22/2021	26.06
APPCA0422-482	Amazon Capital Services	4/22/2021	15.62
APPCA0422-483	Amazon Capital Services	4/22/2021	57.35
APPCA0422-484	Amazon Capital Services	4/22/2021	11.53
APPCA0422-485	Amazon Capital Services	4/22/2021	4.82
APPCA0422-486	Amazon Capital Services	4/22/2021	19.32
APPCA0422-487	Amazon Capital Services	4/22/2021	51.41
APPCA0422-488	Amazon Capital Services	4/22/2021	56.00
APPCA0422-489	Amazon Capital Services	4/22/2021	10.01
APPCA0422-490	Amazon Capital Services	4/22/2021	21.54
APPCA0422-491	Amazon Capital Services	4/22/2021	21.44
APPCA0422-492	Amazon Capital Services	4/22/2021	54.57
APPCA0422-493	Amazon Capital Services	4/22/2021	45.23
APPCA0422-494	Amazon Capital Services	4/22/2021	32.31
APPCA0422-495	Amazon Capital Services	4/22/2021	49.10
APPCA0422-496	Amazon Capital Services	4/22/2021	15.07
APPCA0422-497	Amazon Capital Services	4/22/2021	31.13

Pacific Coast Academy**Check Register****For the period ended April 30, 2021**

Check Number	Vendor Name	Check Date	Check Amount
APPCA0422-498	Amazon Capital Services	4/22/2021	18.31
APPCA0422-499	Amazon Capital Services	4/22/2021	36.52
APPCA0422-500	Amazon Capital Services	4/22/2021	41.99
APPCA0422-501	Amazon Capital Services	4/22/2021	51.76
APPCA0422-502	Amazon Capital Services	4/22/2021	57.35
APPCA0422-503	Amazon Capital Services	4/22/2021	30.16
APPCA0422-504	Amazon Capital Services	4/22/2021	16.47
APPCA0422-505	Amazon Capital Services	4/22/2021	15.52
APPCA0422-506	Amazon Capital Services	4/22/2021	11.00
APPCA0422-507	Amazon Capital Services	4/22/2021	39.29
APPCA0422-508	Amazon Capital Services	4/22/2021	1.58
APPCA0422-509	Amazon Capital Services	4/22/2021	48.70
APPCA0422-510	Amazon Capital Services	4/22/2021	57.24
APPCA0422-511	Amazon Capital Services	4/22/2021	12.24
APPCA0422-512	Amazon Capital Services	4/22/2021	35.55
APPCA0422-513	Amazon Capital Services	4/22/2021	35.65
APPCA0422-514	Amazon Capital Services	4/22/2021	18.33
APPCA0422-515	Amazon Capital Services	4/22/2021	10.72
APPCA0422-516	Amazon Capital Services	4/22/2021	105.00
APPCA0422-517	Amazon Capital Services	4/22/2021	16.15
APPCA0422-518	Amazon Capital Services	4/22/2021	16.13
APPCA0422-519	Amazon Capital Services	4/22/2021	4.95
APPCA0422-520	Amazon Capital Services	4/22/2021	39.82
APPCA0422-521	Amazon Capital Services	4/22/2021	27.03
APPCA0422-522	Amazon Capital Services	4/22/2021	43.08
APPCA0422-523	Amazon Capital Services	4/22/2021	32.31
APPCA0422-524	Amazon Capital Services	4/22/2021	43.29
APPCA0422-525	Amazon Capital Services	4/22/2021	28.26
APPCA0422-526	Amazon Capital Services	4/22/2021	12.33
APPCA0422-527	Amazon Capital Services	4/22/2021	22.10
APPCA0422-528	Amazon Capital Services	4/22/2021	24.41
APPCA0422-529	Amazon Capital Services	4/22/2021	33.40
APPCA0422-530	Amazon Capital Services	4/22/2021	4.91
APPCA0422-531	Amazon Capital Services	4/22/2021	25.88
APPCA0422-532	Amazon Capital Services	4/22/2021	27.99
APPCA0422-533	Amazon Capital Services	4/22/2021	12.92
APPCA0422-534	Amazon Capital Services	4/22/2021	34.45
APPCA0422-535	Amazon Capital Services	4/22/2021	15.21
APPCA0422-536	Amazon Capital Services	4/22/2021	4.30
APPCA0422-537	Amazon Capital Services	4/22/2021	15.06
APPCA0422-538	Amazon Capital Services	4/22/2021	7.53
APPCA0422-539	Amazon Capital Services	4/22/2021	7.49

Pacific Coast Academy**Check Register****For the period ended April 30, 2021**

Check Number	Vendor Name	Check Date	Check Amount
APPCA0422-540	Amazon Capital Services	4/22/2021	16.15
APPCA0422-541	Amazon Capital Services	4/22/2021	3.43
APPCA0422-542	Amazon Capital Services	4/22/2021	14.02
APPCA0422-543	Amazon Capital Services	4/22/2021	43.95
APPCA0422-544	Amazon Capital Services	4/22/2021	22.47
APPCA0422-545	Amazon Capital Services	4/22/2021	33.75
APPCA0422-546	Amazon Capital Services	4/22/2021	10.76
APPCA0422-547	Amazon Capital Services	4/22/2021	30.16
APPCA0422-548	Amazon Capital Services	4/22/2021	41.11
APPCA0422-549	Amazon Capital Services	4/22/2021	38.36
APPCA0422-550	Amazon Capital Services	4/22/2021	15.07
APPCA0422-551	Amazon Capital Services	4/22/2021	112.40
APPCA0422-552	Amazon Capital Services	4/22/2021	14.00
APPCA0422-553	Amazon Capital Services	4/22/2021	50.99
APPCA0422-554	Amazon Capital Services	4/22/2021	34.90
APPCA0422-555	Amazon Capital Services	4/22/2021	53.26
APPCA0422-556	Amazon Capital Services	4/22/2021	53.92
APPCA0422-557	Amazon Capital Services	4/22/2021	46.75
APPCA0422-558	Amazon Capital Services	4/22/2021	5.78
APPCA0422-559	Amazon Capital Services	4/22/2021	14.06
APPCA0422-560	Amazon Capital Services	4/22/2021	11.63
APPCA0422-561	Amazon Capital Services	4/22/2021	40.05
APPCA0422-562	Amazon Capital Services	4/22/2021	24.77
APPCA0422-563	Amazon Capital Services	4/22/2021	14.38
APPCA0422-564	Amazon Capital Services	4/22/2021	32.27
APPCA0422-565	Amazon Capital Services	4/22/2021	8.89
APPCA0422-566	Amazon Capital Services	4/22/2021	26.94
APPCA0422-567	Amazon Capital Services	4/22/2021	10.76
APPCA0422-568	Amazon Capital Services	4/22/2021	7.53
APPCA0422-569	Amazon Capital Services	4/22/2021	40.00
APPCA0422-570	Amazon Capital Services	4/22/2021	12.51
APPCA0422-571	Amazon Capital Services	4/22/2021	16.11
APPCA0422-572	Amazon Capital Services	4/22/2021	12.05
APPCA0422-573	Amazon Capital Services	4/22/2021	43.02
APPCA0422-574	Amazon Capital Services	4/22/2021	9.73
APPCA0422-575	Amazon Capital Services	4/22/2021	18.32
APPCA0422-576	Amazon Capital Services	4/22/2021	18.20
APPCA0422-577	Amazon Capital Services	4/22/2021	12.91
APPCA0422-578	Amazon Capital Services	4/22/2021	16.15
APPCA0422-579	Amazon Capital Services	4/22/2021	24.75
APPCA0422-580	Amazon Capital Services	4/22/2021	20.46
APPCA0422-581	Amazon Capital Services	4/22/2021	16.91

Pacific Coast Academy**Check Register****For the period ended April 30, 2021**

Check Number	Vendor Name	Check Date	Check Amount
APPCA0422-582	Amazon Capital Services	4/22/2021	12.92
APPCA0422-583	Amazon Capital Services	4/22/2021	3.58
APPCA0422-584	Amazon Capital Services	4/22/2021	6.45
APPCA0422-585	Amazon Capital Services	4/22/2021	6.45
APPCA0422-586	Amazon Capital Services	4/22/2021	22.61
APPCA0422-587	Amazon Capital Services	4/22/2021	20.55
APPCA0422-588	Amazon Capital Services	4/22/2021	33.36
APPCA0422-589	Amazon Capital Services	4/22/2021	44.07
APPCA0422-590	Amazon Capital Services	4/22/2021	21.77
APPCA0422-591	Amazon Capital Services	4/22/2021	25.33
APPCA0422-592	Amazon Capital Services	4/22/2021	4.81
APPCA0422-593	Amazon Capital Services	4/22/2021	149.37
APPCA0422-594	Amazon Capital Services	4/22/2021	21.74
APPCA0422-595	Amazon Capital Services	4/22/2021	162.36
APPCA0422-596	Amazon Capital Services	4/22/2021	91.65
APPCA0422-597	Amazon Capital Services	4/22/2021	44.27
APPCA0422-598	Amazon Capital Services	4/22/2021	21.83
APPCA0422-599	Amazon Capital Services	4/22/2021	35.50
APPCA0422-600	Amazon Capital Services	4/22/2021	10.76
APPCA0422-601	Amazon Capital Services	4/22/2021	14.00
APPCA0422-602	Amazon Capital Services	4/22/2021	14.57
APPCA0422-603	Amazon Capital Services	4/22/2021	68.56
APPCA0422-604	Amazon Capital Services	4/22/2021	21.55
APPCA0422-605	Amazon Capital Services	4/22/2021	115.47
APPCA0422-606	Amazon Capital Services	4/22/2021	38.31
APPCA0422-607	Amazon Capital Services	4/22/2021	158.60
APPCA0422-608	Amazon Capital Services	4/22/2021	27.15
APPCA0422-609	Amazon Capital Services	4/22/2021	5.38
APPCA0422-610	Amazon Capital Services	4/22/2021	36.89
APPCA0422-611	Amazon Capital Services	4/22/2021	34.61
APPCA0422-612	Amazon Capital Services	4/22/2021	87.34
APPCA0422-613	Amazon Capital Services	4/22/2021	25.82
APPCA0422-614	Amazon Capital Services	4/22/2021	48.02
APPCA0422-615	Amazon Capital Services	4/22/2021	70.96
APPCA0422-616	Amazon Capital Services	4/22/2021	19.38
APPCA0422-617	Amazon Capital Services	4/22/2021	44.02
APPCA0422-618	Amazon Capital Services	4/22/2021	18.19
APPCA0422-619	Amazon Capital Services	4/22/2021	5.29
APPCA0422-620	Amazon Capital Services	4/22/2021	38.96
APPCA0422-621	Amazon Capital Services	4/22/2021	32.31
APPCA0422-622	Amazon Capital Services	4/22/2021	21.54
APPCA0422-623	Amazon Capital Services	4/22/2021	15.05

Pacific Coast Academy**Check Register****For the period ended April 30, 2021**

Check Number	Vendor Name	Check Date	Check Amount
APPCA0422-624	Amazon Capital Services	4/22/2021	47.20
APPCA0422-625	Amazon Capital Services	4/22/2021	38.60
APPCA0422-626	Amazon Capital Services	4/22/2021	15.36
APPCA0422-627	Amazon Capital Services	4/22/2021	26.06
APPCA0422-628	Amazon Capital Services	4/22/2021	39.86
APPCA0422-629	Amazon Capital Services	4/22/2021	22.83
APPCA0422-630	Amazon Capital Services	4/22/2021	129.87
APPCA0422-631	Amazon Capital Services	4/22/2021	29.63
APPCA0422-632	Amazon Capital Services	4/22/2021	24.74
APPCA0422-633	Amazon Capital Services	4/22/2021	11.72
APPCA0422-634	Amazon Capital Services	4/22/2021	53.13
APPCA0422-635	Amazon Capital Services	4/22/2021	25.95
APPCA0422-636	Amazon Capital Services	4/22/2021	31.08
APPCA0422-637	Amazon Capital Services	4/22/2021	18.19
APPCA0422-638	Amazon Capital Services	4/22/2021	24.23
APPCA0422-639	Amazon Capital Services	4/22/2021	21.52
APPCA0422-640	Amazon Capital Services	4/22/2021	57.74
APPCA0422-641	Amazon Capital Services	4/22/2021	13.13
APPCA0422-642	Amazon Capital Services	4/22/2021	58.01
APPCA0422-643	Amazon Capital Services	4/22/2021	38.05
APPCA0422-644	Amazon Capital Services	4/22/2021	31.30
APPCA0422-645	Amazon Capital Services	4/22/2021	19.38
APPCA0422-646	Amazon Capital Services	4/22/2021	18.31
APPCA0422-647	Amazon Capital Services	4/22/2021	16.14
APPCA0422-648	Amazon Capital Services	4/22/2021	5.36
APPCA0422-649	Amazon Capital Services	4/22/2021	32.46
APPCA0422-650	Amazon Capital Services	4/22/2021	24.76
APPCA0422-651	Amazon Capital Services	4/22/2021	31.16
APPCA0422-652	Amazon Capital Services	4/22/2021	24.08
APPCA0422-653	Amazon Capital Services	4/22/2021	60.46
APPCA0422-654	Amazon Capital Services	4/22/2021	26.85
APPCA0422-655	Amazon Capital Services	4/22/2021	65.36
APPCA0422-656	Amazon Capital Services	4/22/2021	26.91
APPCA0422-657	Amazon Capital Services	4/22/2021	30.31
APPCA0422-658	Amazon Capital Services	4/22/2021	17.61
APPCA0422-659	Amazon Capital Services	4/22/2021	21.97
APPCA0422-660	Amazon Capital Services	4/22/2021	14.00
APPCA0422-661	Amazon Capital Services	4/22/2021	22.83
APPCA0422-662	Amazon Capital Services	4/22/2021	103.05
APPCA0422-663	Amazon Capital Services	4/22/2021	13.41
APPCA0422-664	Amazon Capital Services	4/22/2021	32.31
APPCA0422-665	Amazon Capital Services	4/22/2021	27.29

Pacific Coast Academy**Check Register****For the period ended April 30, 2021**

Check Number	Vendor Name	Check Date	Check Amount
APPCA0422-666	Amazon Capital Services	4/22/2021	124.16
APPCA0422-667	Amazon Capital Services	4/22/2021	16.14
APPCA0422-668	Amazon Capital Services	4/22/2021	64.07
APPCA0422-669	Amazon Capital Services	4/22/2021	27.05
APPCA0422-670	Amazon Capital Services	4/22/2021	2.21
APPCA0422-671	Amazon Capital Services	4/22/2021	51.21
APPCA0422-672	Amazon Capital Services	4/22/2021	38.60
APPCA0422-673	Amazon Capital Services	4/22/2021	44.26
APPCA0422-674	Amazon Capital Services	4/22/2021	19.38
APPCA0422-675	Amazon Capital Services	4/22/2021	269.36
APPCA0422-676	Amazon Capital Services	4/22/2021	47.35
APPCA0422-677	Amazon Capital Services	4/22/2021	16.15
APPCA0422-678	Amazon Capital Services	4/22/2021	19.48
APPCA0422-679	Amazon Capital Services	4/22/2021	25.85
APPCA0422-680	Amazon Capital Services	4/22/2021	107.42
APPCA0422-681	Amazon Capital Services	4/22/2021	129.87
APPCA0422-682	Amazon Capital Services	4/22/2021	11.84
APPCA0422-683	Amazon Capital Services	4/22/2021	10.76
APPCA0422-684	Amazon Capital Services	4/22/2021	95.89
APPCA0422-685	Amazon Capital Services	4/22/2021	7.53
APPCA0422-686	Amazon Capital Services	4/22/2021	40.61
APPCA0422-687	Amazon Capital Services	4/22/2021	16.09
APPCA0422-688	Amazon Capital Services	4/22/2021	8.43
APPCA0422-689	Amazon Capital Services	4/22/2021	28.05
APPCA0422-690	Amazon Capital Services	4/22/2021	169.08
APPCA0422-691	Amazon Capital Services	4/22/2021	3.76
APPCA0422-692	Amazon Capital Services	4/22/2021	24.66
APPCA0422-693	Amazon Capital Services	4/22/2021	5.29
APPCA0422-694	Amazon Capital Services	4/22/2021	62.25
APPCA0422-695	Amazon Capital Services	4/22/2021	48.47
APPCA0422-696	Amazon Capital Services	4/22/2021	21.67
APPCA0422-697	Amazon Capital Services	4/22/2021	40.49
APPCA0422-698	Amazon Capital Services	4/22/2021	13.95
APPCA0422-699	Amazon Capital Services	4/22/2021	29.76
APPCA0422-700	Amazon Capital Services	4/22/2021	28.98
APPCA0422-701	Amazon Capital Services	4/22/2021	44.75
APPCA0422-702	Amazon Capital Services	4/22/2021	11.84
APPCA0422-703	Amazon Capital Services	4/22/2021	15.07
APPCA0422-704	Amazon Capital Services	4/22/2021	33.86
APPCA0422-705	Amazon Capital Services	4/22/2021	35.08
APPCA0422-706	Amazon Capital Services	4/22/2021	23.24
APPCA0422-707	Amazon Capital Services	4/22/2021	48.85

Pacific Coast Academy

Check Register

For the period ended April 30, 2021

Check Number	Vendor Name	Check Date	Check Amount
APPCA0422-708	Amazon Capital Services	4/22/2021	22.61
APPCA0422-709	Amazon Capital Services	4/22/2021	17.75
APPCA0422-710	Amazon Capital Services	4/22/2021	26.70
APPCA0422-711	Amazon Capital Services	4/22/2021	26.10
APPCA0422-712	Amazon Capital Services	4/22/2021	15.07
APPCA0422-713	Amazon Capital Services	4/22/2021	38.55
APPCA0422-714	Amazon Capital Services	4/22/2021	24.72
APPCA0422-715	Amazon Capital Services	4/22/2021	31.88
APPCA0422-716	Amazon Capital Services	4/22/2021	12.50
APPCA0422-717	Amazon Capital Services	4/22/2021	95.15
APPCA0422-718	Amazon Capital Services	4/22/2021	51.69
APPCA0422-719	Amazon Capital Services	4/22/2021	41.79
APPCA0422-720	Amazon Capital Services	4/22/2021	8.38
APPCA0422-721	Amazon Capital Services	4/22/2021	18.77
APPCA0422-722	Amazon Capital Services	4/22/2021	20.44
APPCA0422-723	Amazon Capital Services	4/22/2021	51.96
APPCA0422-724	Amazon Capital Services	4/22/2021	22.58
APPCA0422-725	Amazon Capital Services	4/22/2021	53.86
APPCA0422-726	Amazon Capital Services	4/22/2021	24.32
APPCA0422-727	Amazon Capital Services	4/22/2021	21.53
APPCA0422-728	Amazon Capital Services	4/22/2021	11.78
APPCA0422-729	Amazon Capital Services	4/22/2021	26.93
APPCA0422-730	Amazon Capital Services	4/22/2021	17.31
APPCA0422-731	Amazon Capital Services	4/22/2021	27.18
APPCA0422-732	Amazon Capital Services	4/22/2021	64.72
APPCA0422-733	Amazon Capital Services	4/22/2021	20.65
APPCA0422-734	Amazon Capital Services	4/22/2021	41.51
APPCA0422-735	Amazon Capital Services	4/22/2021	20.45
APPCA0422-736	Amazon Capital Services	4/22/2021	13.46
APPCA0422-737	Amazon Capital Services	4/22/2021	10.32
APPCA0422-738	Amazon Capital Services	4/22/2021	10.72
APPCA0422-739	Amazon Capital Services	4/22/2021	64.62
APPCA0422-740	Amazon Capital Services	4/22/2021	9.69
APPCA0422-741	Amazon Capital Services	4/22/2021	10.45
APPCA0422-742	Amazon Capital Services	4/22/2021	23.90
APPCA0422-743	Amazon Capital Services	4/22/2021	108.54
APPCA0422-744	Amazon Capital Services	4/22/2021	5.38
APPCA0422-745	Amazon Capital Services	4/22/2021	93.43
APPCA0422-746	Amazon Capital Services	4/22/2021	50.19
APPCA0422-747	Amazon Capital Services	4/22/2021	28.13
APPCA0422-748	Amazon Capital Services	4/22/2021	130.38
APPCA0422-749	Amazon Capital Services	4/22/2021	46.62

Pacific Coast Academy**Check Register****For the period ended April 30, 2021**

Check Number	Vendor Name	Check Date	Check Amount
APPCA0422-750	Amazon Capital Services	4/22/2021	26.90
APPCA0422-751	Amazon Capital Services	4/22/2021	12.88
APPCA0422-752	Amazon Capital Services	4/22/2021	7.57
APPCA0422-753	Amazon Capital Services	4/22/2021	12.92
APPCA0422-754	Amazon Capital Services	4/22/2021	14.51
APPCA0422-755	Amazon Capital Services	4/22/2021	78.58
APPCA0422-756	Amazon Capital Services	4/22/2021	41.11
APPCA0422-757	Amazon Capital Services	4/22/2021	12.91
APPCA0422-758	Amazon Capital Services	4/22/2021	26.34
APPCA0422-759	Amazon Capital Services	4/22/2021	19.38
APPCA0422-760	Amazon Capital Services	4/22/2021	15.05
APPCA0422-761	Amazon Capital Services	4/22/2021	33.26
APPCA0422-762	Amazon Capital Services	4/22/2021	10.72
APPCA0422-763	Amazon Capital Services	4/22/2021	26.17
APPCA0422-764	Amazon Capital Services	4/22/2021	16.93
APPCA0422-765	Amazon Capital Services	4/22/2021	85.52
APPCA0422-766	Amazon Capital Services	4/22/2021	37.16
APPCA0422-767	Amazon Capital Services	4/22/2021	44.86
APPCA0422-768	Amazon Capital Services	4/22/2021	37.94
APPCA0422-769	Amazon Capital Services	4/22/2021	160.30
APPCA0422-770	Amazon Capital Services	4/22/2021	106.90
APPCA0422-771	Amazon Capital Services	4/22/2021	37.87
APPCA0422-772	Amazon Capital Services	4/22/2021	53.83
APPCA0422-773	Amazon Capital Services	4/22/2021	13.98
APPCA0422-774	Amazon Capital Services	4/22/2021	10.09
APPCA0422-775	Amazon Capital Services	4/22/2021	214.42
APPCA0422-776	Amazon Capital Services	4/22/2021	37.87
APPCA0422-777	Amazon Capital Services	4/22/2021	31.24
APPCA0422-778	Amazon Capital Services	4/22/2021	24.34
APPCA0422-779	Amazon Capital Services	4/22/2021	15.07
APPCA0422-780	Amazon Capital Services	4/22/2021	7.56
APPCA0422-781	Amazon Capital Services	4/22/2021	18.89
APPCA0422-782	Amazon Capital Services	4/22/2021	16.78
APPCA0422-783	Amazon Capital Services	4/22/2021	20.02
APPCA0422-784	Amazon Capital Services	4/22/2021	4.99
APPCA0422-785	Amazon Capital Services	4/22/2021	7.56
APPCA0422-786	Amazon Capital Services	4/22/2021	9.77
APPCA0422-787	Amazon Capital Services	4/22/2021	32.31
APPCA0422-788	Amazon Capital Services	4/22/2021	31.30
APPCA0422-789	Amazon Capital Services	4/22/2021	10.61
APPCA0422-790	Amazon Capital Services	4/22/2021	9.93
APPCA0422-791	Amazon Capital Services	4/22/2021	46.12

Pacific Coast Academy**Check Register****For the period ended April 30, 2021**

Check Number	Vendor Name	Check Date	Check Amount
APPCA0422-792	Amazon Capital Services	4/22/2021	6.38
APPCA0422-793	Amazon Capital Services	4/22/2021	103.76
APPCA0422-794	Amazon Capital Services	4/22/2021	14.47
APPCA0422-795	Amazon Capital Services	4/22/2021	43.49
APPCA0422-796	Amazon Capital Services	4/22/2021	14.47
APPCA0422-797	Amazon Capital Services	4/22/2021	42.38
APPCA0422-798	Amazon Capital Services	4/22/2021	42.19
APPCA0422-799	Amazon Capital Services	4/22/2021	8.74
APPCA0422-800	Amazon Capital Services	4/22/2021	25.30
APPCA0422-801	Amazon Capital Services	4/22/2021	17.31
APPCA0422-802	Amazon Capital Services	4/22/2021	11.68
APPCA0422-803	Amazon Capital Services	4/22/2021	9.78
APPCA0422-804	Amazon Capital Services	4/22/2021	18.13
APPCA0422-805	Amazon Capital Services	4/22/2021	26.63
APPCA0422-806	Amazon Capital Services	4/22/2021	12.92
APPCA0422-807	Amazon Capital Services	4/22/2021	50.52
APPCA0422-808	Amazon Capital Services	4/22/2021	53.07
APPCA0422-809	Amazon Capital Services	4/22/2021	27.41
APPCA0422-810	Amazon Capital Services	4/22/2021	74.57
APPCA0422-811	Amazon Capital Services	4/22/2021	15.07
APPCA0422-812	Amazon Capital Services	4/22/2021	5.68
APPCA0422-813	Amazon Capital Services	4/22/2021	25.03
APPCA0422-814	Amazon Capital Services	4/22/2021	18.80
APPCA0422-815	Amazon Capital Services	4/22/2021	47.81
APPCA0422-816	Amazon Capital Services	4/22/2021	10.43
APPCA0422-817	Amazon Capital Services	4/22/2021	68.58
APPCA0422-818	Amazon Capital Services	4/22/2021	37.46
APPCA0422-819	Amazon Capital Services	4/22/2021	16.47
APPCA0422-820	Amazon Capital Services	4/22/2021	69.09
APPCA0422-821	Amazon Capital Services	4/22/2021	27.13
APPCA0422-822	Amazon Capital Services	4/22/2021	20.65
APPCA0422-823	Amazon Capital Services	4/22/2021	34.44
APPCA0422-824	Amazon Capital Services	4/22/2021	12.56
APPCA0422-825	Amazon Capital Services	4/22/2021	53.28
APPCA0422-826	Amazon Capital Services	4/22/2021	23.75
APPCA0422-827	Amazon Capital Services	4/22/2021	29.89
APPCA0422-828	Amazon Capital Services	4/22/2021	25.29
APPCA0422-829	Amazon Capital Services	4/22/2021	50.78
APPCA0422-830	Amazon Capital Services	4/22/2021	10.23
APPCA0422-831	Amazon Capital Services	4/22/2021	48.48
APPCA0422-832	Amazon Capital Services	4/22/2021	42.06
APPCA0422-833	Amazon Capital Services	4/22/2021	17.57

Pacific Coast Academy

Check Register

For the period ended April 30, 2021

Check Number	Vendor Name	Check Date	Check Amount
APPCA0422-834	Amazon Capital Services	4/22/2021	23.27
APPCA0422-835	Amazon Capital Services	4/22/2021	76.82
APPCA0422-836	Amazon Capital Services	4/22/2021	28.53
APPCA0422-837	Amazon Capital Services	4/22/2021	20.77
APPCA0422-838	Amazon Capital Services	4/22/2021	46.37
APPCA0422-839	Amazon Capital Services	4/22/2021	18.31
APPCA0422-840	Amazon Capital Services	4/22/2021	32.28
APPCA0422-841	Amazon Capital Services	4/22/2021	35.64
APPCA0422-842	Amazon Capital Services	4/22/2021	25.30
APPCA0422-843	Amazon Capital Services	4/22/2021	27.03
APPCA0422-844	Amazon Capital Services	4/22/2021	10.53
APPCA0422-845	Amazon Capital Services	4/22/2021	32.35
APPCA0422-846	Amazon Capital Services	4/22/2021	10.81
APPCA0422-847	Amazon Capital Services	4/22/2021	32.61
APPCA0422-848	Amazon Capital Services	4/22/2021	7.97
APPCA0422-849	Amazon Capital Services	4/22/2021	12.10
APPCA0422-850	Amazon Capital Services	4/22/2021	3.65
APPCA0422-851	Amazon Capital Services	4/22/2021	27.13
APPCA0422-852	Amazon Capital Services	4/22/2021	43.09
APPCA0422-853	Amazon Capital Services	4/22/2021	17.27
APPCA0422-854	Amazon Capital Services	4/22/2021	11.95
APPCA0422-855	Amazon Capital Services	4/22/2021	12.92
APPCA0422-856	Amazon Capital Services	4/22/2021	40.13
APPCA0422-857	Amazon Capital Services	4/22/2021	82.42
APPCA0422-858	Amazon Capital Services	4/22/2021	112.86
APPCA0422-859	Amazon Capital Services	4/22/2021	10.33
APPCA0422-860	Amazon Capital Services	4/22/2021	14.06
APPCA0422-861	Amazon Capital Services	4/22/2021	13.76
APPCA0422-862	Amazon Capital Services	4/22/2021	22.85
APPCA0422-863	Amazon Capital Services	4/22/2021	15.99
APPCA0422-864	Amazon Capital Services	4/22/2021	27.09
APPCA0422-865	Amazon Capital Services	4/22/2021	53.81
APPCA0422-866	Amazon Capital Services	4/22/2021	54.09
APPCA0422-867	Amazon Capital Services	4/22/2021	25.67
APPCA0422-868	Amazon Capital Services	4/22/2021	29.33
APPCA0422-869	Amazon Capital Services	4/22/2021	71.08
APPCA0422-870	Amazon Capital Services	4/22/2021	10.02
APPCA0422-871	Amazon Capital Services	4/22/2021	37.66
APPCA0422-872	Amazon Capital Services	4/22/2021	61.28
APPCA0422-873	Amazon Capital Services	4/22/2021	87.99
APPCA0422-874	Amazon Capital Services	4/22/2021	117.45
APPCA0422-875	Amazon Capital Services	4/22/2021	40.41

Pacific Coast Academy**Check Register****For the period ended April 30, 2021**

Check Number	Vendor Name	Check Date	Check Amount
APPCA0422-876	Amazon Capital Services	4/22/2021	27.96
APPCA0422-877	Amazon Capital Services	4/22/2021	14.15
APPCA0422-878	Amazon Capital Services	4/22/2021	14.00
APPCA0422-879	Amazon Capital Services	4/22/2021	21.43
APPCA0422-880	Amazon Capital Services	4/22/2021	8.72
APPCA0422-881	Amazon Capital Services	4/22/2021	29.08
APPCA0422-882	Amazon Capital Services	4/22/2021	10.29
APPCA0422-883	Amazon Capital Services	4/22/2021	65.86
APPCA0422-884	Amazon Capital Services	4/22/2021	146.52
APPCA0422-885	Amazon Capital Services	4/22/2021	23.26
APPCA0422-886	Amazon Capital Services	4/22/2021	26.88
APPCA0422-887	Amazon Capital Services	4/22/2021	49.75
APPCA0422-888	Amazon Capital Services	4/22/2021	18.16
APPCA0422-889	Amazon Capital Services	4/22/2021	10.21
APPCA0422-890	Amazon Capital Services	4/22/2021	19.99
APPCA0422-891	Amazon Capital Services	4/22/2021	10.44
APPCA0422-892	Amazon Capital Services	4/22/2021	30.58
APPCA0422-893	Amazon Capital Services	4/22/2021	115.26
APPCA0422-894	Amazon Capital Services	4/22/2021	81.51
APPCA0422-895	Amazon Capital Services	4/22/2021	7.53
APPCA0422-896	Amazon Capital Services	4/22/2021	7.59
APPCA0422-897	Amazon Capital Services	4/22/2021	34.24
APPCA0422-898	Amazon Capital Services	4/22/2021	38.17
APPCA0422-899	Amazon Capital Services	4/22/2021	17.22
APPCA0422-900	Amazon Capital Services	4/22/2021	15.09
APPCA0422-901	Amazon Capital Services	4/22/2021	13.71
APPCA0422-902	Amazon Capital Services	4/22/2021	155.40
APPCA210401-01	Activities for Learning, Inc.	4/1/2021	99.83
APPCA210401-02	Activities for Learning, Inc.	4/1/2021	99.83
APPCA210401-03	All About Learning Press, Inc.	4/1/2021	17.90
APPCA210401-04	All About Learning Press, Inc.	4/1/2021	244.60
APPCA210401-05	All About Learning Press, Inc.	4/1/2021	159.90
APPCA210401-06	All About Learning Press, Inc.	4/1/2021	159.90
APPCA210401-07	All About Learning Press, Inc.	4/1/2021	159.90
APPCA210401-08	All About Learning Press, Inc.	4/1/2021	207.85
APPCA210401-09	Amy Villeda	4/1/2021	95.00
APPCA210401-10	Apple Inc.	4/1/2021	49.00
APPCA210401-100	Math-U-See, Inc.	4/1/2021	58.00
APPCA210401-101	Math-U-See, Inc.	4/1/2021	49.00
APPCA210401-102	Math-U-See, Inc.	4/1/2021	68.00
APPCA210401-103	Math-U-See, Inc.	4/1/2021	58.00
APPCA210401-104	Math-U-See, Inc.	4/1/2021	173.00

Pacific Coast Academy**Check Register****For the period ended April 30, 2021**

Check Number	Vendor Name	Check Date	Check Amount
APPCA210401-105	Math-U-See, Inc.	4/1/2021	202.00
APPCA210401-106	Math-U-See, Inc.	4/1/2021	340.00
APPCA210401-107	Math-U-See, Inc.	4/1/2021	199.00
APPCA210401-108	Math-U-See, Inc.	4/1/2021	58.00
APPCA210401-109	Math-U-See, Inc.	4/1/2021	58.00
APPCA210401-11	Aqua Tots LA LLC	4/1/2021	170.00
APPCA210401-110	Math-U-See, Inc.	4/1/2021	58.00
APPCA210401-111	Math-U-See, Inc.	4/1/2021	388.00
APPCA210401-112	Math-U-See, Inc.	4/1/2021	58.00
APPCA210401-113	Math-U-See, Inc.	4/1/2021	58.00
APPCA210401-114	Math-U-See, Inc.	4/1/2021	58.00
APPCA210401-115	Math-U-See, Inc.	4/1/2021	119.00
APPCA210401-116	Math-U-See, Inc.	4/1/2021	123.00
APPCA210401-117	Math-U-See, Inc.	4/1/2021	58.00
APPCA210401-118	Math-U-See, Inc.	4/1/2021	99.00
APPCA210401-119	Math-U-See, Inc.	4/1/2021	119.00
APPCA210401-12	Effectual Educational Consulting Services	4/1/2021	3,852.50
APPCA210401-120	Math-U-See, Inc.	4/1/2021	99.00
APPCA210401-121	Math-U-See, Inc.	4/1/2021	119.00
APPCA210401-122	Math-U-See, Inc.	4/1/2021	177.00
APPCA210401-123	Math-U-See, Inc.	4/1/2021	126.00
APPCA210401-124	Math-U-See, Inc.	4/1/2021	58.00
APPCA210401-125	Math-U-See, Inc.	4/1/2021	125.00
APPCA210401-126	Math-U-See, Inc.	4/1/2021	58.00
APPCA210401-127	Math-U-See, Inc.	4/1/2021	41.00
APPCA210401-128	McColgan & Associates Inc	4/1/2021	7,182.80
APPCA210401-129	Music Empowered	4/1/2021	750.00
APPCA210401-13	Golden State Ballet & Pilates	4/1/2021	350.00
APPCA210401-130	Office Depot, Inc	4/1/2021	135.53
APPCA210401-131	Office Depot, Inc	4/1/2021	66.24
APPCA210401-132	Office Depot, Inc	4/1/2021	55.89
APPCA210401-133	Peace Hill Press, Inc dba Well Trained Mind Press	4/1/2021	28.94
APPCA210401-134	Peace Hill Press, Inc dba Well Trained Mind Press	4/1/2021	116.64
APPCA210401-135	Peace Hill Press, Inc dba Well Trained Mind Press	4/1/2021	149.24
APPCA210401-136	PresenceLearning, Inc	4/1/2021	9,454.16
APPCA210401-137	Provenance	4/1/2021	90,931.75
APPCA210401-138	Provenance	4/1/2021	4,260.30
APPCA210401-139	Provenance	4/1/2021	2,840.86
APPCA210401-14	Golden State Ballet & Pilates	4/1/2021	260.00
APPCA210401-140	Provenance	4/1/2021	10,833.85
APPCA210401-141	Provenance	4/1/2021	1,571.28
APPCA210401-142	Provenance	4/1/2021	99,941.05

Pacific Coast Academy**Check Register****For the period ended April 30, 2021**

Check Number	Vendor Name	Check Date	Check Amount
APPCA210401-143	Provenance	4/1/2021	4,183.26
APPCA210401-144	Rainbow Resource Center	4/1/2021	50.49
APPCA210401-145	Rainbow Resource Center	4/1/2021	18.70
APPCA210401-146	Rainbow Resource Center	4/1/2021	36.05
APPCA210401-147	Rainbow Resource Center	4/1/2021	36.05
APPCA210401-148	Rainbow Resource Center	4/1/2021	60.30
APPCA210401-149	Rainbow Resource Center	4/1/2021	38.75
APPCA210401-15	Groundworks Theatre Arts	4/1/2021	200.00
APPCA210401-150	Rainbow Resource Center	4/1/2021	125.88
APPCA210401-151	Rainbow Resource Center	4/1/2021	38.75
APPCA210401-152	Rainbow Resource Center	4/1/2021	33.09
APPCA210401-153	Rainbow Resource Center	4/1/2021	197.77
APPCA210401-154	Rainbow Resource Center	4/1/2021	27.43
APPCA210401-155	Rainbow Resource Center	4/1/2021	30.83
APPCA210401-156	Rainbow Resource Center	4/1/2021	56.13
APPCA210401-157	Rainbow Resource Center	4/1/2021	30.94
APPCA210401-158	Rainbow Resource Center	4/1/2021	43.33
APPCA210401-159	Rainbow Resource Center	4/1/2021	664.07
APPCA210401-16	Horse Savvy Training	4/1/2021	350.00
APPCA210401-160	Rainbow Resource Center	4/1/2021	30.83
APPCA210401-161	Rainbow Resource Center	4/1/2021	111.86
APPCA210401-162	Rainbow Resource Center	4/1/2021	146.76
APPCA210401-163	Rainbow Resource Center	4/1/2021	87.22
APPCA210401-164	Rainbow Resource Center	4/1/2021	111.39
APPCA210401-165	Rainbow Resource Center	4/1/2021	560.37
APPCA210401-166	Rainbow Resource Center	4/1/2021	83.84
APPCA210401-167	Rainbow Resource Center	4/1/2021	108.45
APPCA210401-168	Rainbow Resource Center	4/1/2021	40.79
APPCA210401-169	Rainbow Resource Center	4/1/2021	101.81
APPCA210401-17	Horse Savvy Training	4/1/2021	275.00
APPCA210401-170	Rainbow Resource Center	4/1/2021	119.69
APPCA210401-171	Rainbow Resource Center	4/1/2021	46.69
APPCA210401-172	Rainbow Resource Center	4/1/2021	19.89
APPCA210401-173	Rainbow Resource Center	4/1/2021	169.15
APPCA210401-174	Rainbow Resource Center	4/1/2021	78.25
APPCA210401-175	Rainbow Resource Center	4/1/2021	158.79
APPCA210401-176	Rainbow Resource Center	4/1/2021	93.46
APPCA210401-177	Rainbow Resource Center	4/1/2021	78.50
APPCA210401-178	Rainbow Resource Center	4/1/2021	34.01
APPCA210401-179	Rainbow Resource Center	4/1/2021	141.18
APPCA210401-18	Horse Savvy Training	4/1/2021	285.00
APPCA210401-180	Rainbow Resource Center	4/1/2021	168.15

Pacific Coast Academy**Check Register****For the period ended April 30, 2021**

Check Number	Vendor Name	Check Date	Check Amount
APPCA210401-181	Rainbow Resource Center	4/1/2021	568.19
APPCA210401-182	Rainbow Resource Center	4/1/2021	55.76
APPCA210401-183	Regus Management Group, LLC	4/1/2021	620.27
APPCA210401-184	Rozanne Gooding	4/1/2021	290.00
APPCA210401-185	Sarah Blair	4/1/2021	1,290.00
APPCA210401-186	Schumacher Tutoring	4/1/2021	1,546.14
APPCA210401-187	Sunshine Vibes LLC	4/1/2021	200.00
APPCA210401-188	Teacher Synergy, LLC	4/1/2021	2.00
APPCA210401-189	Teacher Synergy, LLC	4/1/2021	16.00
APPCA210401-19	Institute for Excellence in Writing	4/1/2021	301.85
APPCA210401-190	Teacher Synergy, LLC	4/1/2021	19.99
APPCA210401-191	Teacher Synergy, LLC	4/1/2021	37.93
APPCA210401-192	Teacher Synergy, LLC	4/1/2021	54.90
APPCA210401-193	The Origin Hip Hop Performing Arts Academy	4/1/2021	225.00
APPCA210401-194	Timberdoodle.com	4/1/2021	201.37
APPCA210401-195	Timberdoodle.com	4/1/2021	71.19
APPCA210401-196	Timberdoodle.com	4/1/2021	88.42
APPCA210401-197	Timberdoodle.com	4/1/2021	62.59
APPCA210401-198	Uline	4/1/2021	82.51
APPCA210401-199	Wood & Ivory	4/1/2021	468.75
APPCA210401-20	Institute for Excellence in Writing	4/1/2021	303.19
APPCA210401-21	Institute for Excellence in Writing	4/1/2021	205.54
APPCA210401-22	Institute for Excellence in Writing	4/1/2021	452.70
APPCA210401-23	Institute for Excellence in Writing	4/1/2021	58.80
APPCA210401-24	Institute for Excellence in Writing	4/1/2021	181.17
APPCA210401-25	Institute for Excellence in Writing	4/1/2021	37.25
APPCA210401-26	Institute for Excellence in Writing	4/1/2021	58.80
APPCA210401-27	Institute for Excellence in Writing	4/1/2021	35.00
APPCA210401-28	Institute for Excellence in Writing	4/1/2021	301.85
APPCA210401-29	Kimberly Nash	4/1/2021	700.00
APPCA210401-30	KiwiCo, Inc.	4/1/2021	2,973.57
APPCA210401-31	Kristen Tjio	4/1/2021	704.00
APPCA210401-32	Law Office of Jennifer McQuarrie	4/1/2021	1,587.67
APPCA210401-33	Lighthouse Therapy LLC	4/1/2021	20,301.42
APPCA210401-34	Logic of English	4/1/2021	186.14
APPCA210401-35	Logic of English	4/1/2021	44.78
APPCA210401-36	Logic of English	4/1/2021	198.14
APPCA210401-37	Logic of English	4/1/2021	51.23
APPCA210401-38	Logic of English	4/1/2021	76.04
APPCA210401-39	Logic of English	4/1/2021	23.26
APPCA210401-40	Logic of English	4/1/2021	34.02
APPCA210401-41	Logic of English	4/1/2021	121.53

Pacific Coast Academy**Check Register****For the period ended April 30, 2021**

Check Number	Vendor Name	Check Date	Check Amount
APPCA210401-42	Logic of English	4/1/2021	104.07
APPCA210401-43	Marnie Young	4/1/2021	6,031.25
APPCA210401-44	Math-U-See, Inc.	4/1/2021	112.00
APPCA210401-45	Math-U-See, Inc.	4/1/2021	69.00
APPCA210401-46	Math-U-See, Inc.	4/1/2021	103.00
APPCA210401-47	Math-U-See, Inc.	4/1/2021	99.00
APPCA210401-48	Math-U-See, Inc.	4/1/2021	192.00
APPCA210401-49	Math-U-See, Inc.	4/1/2021	59.00
APPCA210401-50	Math-U-See, Inc.	4/1/2021	59.00
APPCA210401-51	Math-U-See, Inc.	4/1/2021	109.00
APPCA210401-52	Math-U-See, Inc.	4/1/2021	59.00
APPCA210401-53	Math-U-See, Inc.	4/1/2021	41.00
APPCA210401-54	Math-U-See, Inc.	4/1/2021	41.00
APPCA210401-55	Math-U-See, Inc.	4/1/2021	56.00
APPCA210401-56	Math-U-See, Inc.	4/1/2021	155.00
APPCA210401-57	Math-U-See, Inc.	4/1/2021	100.00
APPCA210401-58	Math-U-See, Inc.	4/1/2021	59.00
APPCA210401-59	Math-U-See, Inc.	4/1/2021	199.00
APPCA210401-60	Math-U-See, Inc.	4/1/2021	199.00
APPCA210401-61	Math-U-See, Inc.	4/1/2021	104.00
APPCA210401-62	Math-U-See, Inc.	4/1/2021	50.00
APPCA210401-63	Math-U-See, Inc.	4/1/2021	218.00
APPCA210401-64	Math-U-See, Inc.	4/1/2021	59.00
APPCA210401-65	Math-U-See, Inc.	4/1/2021	59.00
APPCA210401-66	Math-U-See, Inc.	4/1/2021	155.00
APPCA210401-67	Math-U-See, Inc.	4/1/2021	173.00
APPCA210401-68	Math-U-See, Inc.	4/1/2021	100.00
APPCA210401-69	Math-U-See, Inc.	4/1/2021	121.00
APPCA210401-70	Math-U-See, Inc.	4/1/2021	287.00
APPCA210401-71	Math-U-See, Inc.	4/1/2021	41.00
APPCA210401-72	Math-U-See, Inc.	4/1/2021	41.00
APPCA210401-73	Math-U-See, Inc.	4/1/2021	59.00
APPCA210401-74	Math-U-See, Inc.	4/1/2021	59.00
APPCA210401-75	Math-U-See, Inc.	4/1/2021	112.00
APPCA210401-76	Math-U-See, Inc.	4/1/2021	59.00
APPCA210401-77	Math-U-See, Inc.	4/1/2021	50.00
APPCA210401-78	Math-U-See, Inc.	4/1/2021	59.00
APPCA210401-79	Math-U-See, Inc.	4/1/2021	282.00
APPCA210401-80	Math-U-See, Inc.	4/1/2021	77.00
APPCA210401-81	Math-U-See, Inc.	4/1/2021	112.00
APPCA210401-82	Math-U-See, Inc.	4/1/2021	123.00
APPCA210401-83	Math-U-See, Inc.	4/1/2021	415.00

Pacific Coast Academy

Check Register

For the period ended April 30, 2021

Check Number	Vendor Name	Check Date	Check Amount
APPCA210401-84	Math-U-See, Inc.	4/1/2021	103.00
APPCA210401-85	Math-U-See, Inc.	4/1/2021	125.00
APPCA210401-86	Math-U-See, Inc.	4/1/2021	58.00
APPCA210401-87	Math-U-See, Inc.	4/1/2021	49.00
APPCA210401-88	Math-U-See, Inc.	4/1/2021	68.00
APPCA210401-89	Math-U-See, Inc.	4/1/2021	199.00
APPCA210401-90	Math-U-See, Inc.	4/1/2021	41.00
APPCA210401-91	Math-U-See, Inc.	4/1/2021	58.00
APPCA210401-92	Math-U-See, Inc.	4/1/2021	48.00
APPCA210401-93	Math-U-See, Inc.	4/1/2021	58.00
APPCA210401-94	Math-U-See, Inc.	4/1/2021	82.00
APPCA210401-95	Math-U-See, Inc.	4/1/2021	58.00
APPCA210401-96	Math-U-See, Inc.	4/1/2021	199.00
APPCA210401-97	Math-U-See, Inc.	4/1/2021	55.00
APPCA210401-98	Math-U-See, Inc.	4/1/2021	52.00
APPCA210401-99	Math-U-See, Inc.	4/1/2021	173.00
APPCA210402-01	Amazon Capital Services	4/2/2021	16.69
APPCA210402-02	Amazon Capital Services	4/2/2021	31.26
APPCA210402-03	Amazon Capital Services	4/2/2021	111.94
APPCA210402-04	Amazon Capital Services	4/2/2021	221.90
APPCA210402-05	Amazon Capital Services	4/2/2021	118.51
APPCA210402-06	Amazon Capital Services	4/2/2021	17.19
APPCA210402-07	Amazon Capital Services	4/2/2021	16.09
APPCA210402-08	Amazon Capital Services	4/2/2021	21.53
APPCA210402-09	Amazon Capital Services	4/2/2021	21.43
APPCA210402-10	Amazon Capital Services	4/2/2021	22.72
APPCA210402-100	Amazon Capital Services	4/2/2021	29.51
APPCA210402-101	Amazon Capital Services	4/2/2021	29.18
APPCA210402-102	Amazon Capital Services	4/2/2021	20.64
APPCA210402-103	Amazon Capital Services	4/2/2021	10.76
APPCA210402-104	Amazon Capital Services	4/2/2021	20.35
APPCA210402-105	Amazon Capital Services	4/2/2021	15.15
APPCA210402-106	Amazon Capital Services	4/2/2021	16.15
APPCA210402-107	Amazon Capital Services	4/2/2021	15.09
APPCA210402-108	Amazon Capital Services	4/2/2021	21.53
APPCA210402-109	Amazon Capital Services	4/2/2021	10.76
APPCA210402-11	Amazon Capital Services	4/2/2021	13.46
APPCA210402-110	Amazon Capital Services	4/2/2021	10.81
APPCA210402-111	Amazon Capital Services	4/2/2021	14.98
APPCA210402-112	Amazon Capital Services	4/2/2021	21.65
APPCA210402-113	Amazon Capital Services	4/2/2021	21.50
APPCA210402-114	Amazon Capital Services	4/2/2021	21.64

Pacific Coast Academy**Check Register****For the period ended April 30, 2021**

Check Number	Vendor Name	Check Date	Check Amount
APPCA210402-115	Amazon Capital Services	4/2/2021	297.37
APPCA210402-116	Amazon Capital Services	4/2/2021	11.86
APPCA210402-117	Amazon Capital Services	4/2/2021	20.46
APPCA210402-118	Amazon Capital Services	4/2/2021	30.40
APPCA210402-119	Amazon Capital Services	4/2/2021	31.01
APPCA210402-12	Amazon Capital Services	4/2/2021	17.19
APPCA210402-120	Amazon Capital Services	4/2/2021	165.24
APPCA210402-121	Amazon Capital Services	4/2/2021	13.95
APPCA210402-122	Amazon Capital Services	4/2/2021	13.81
APPCA210402-123	Amazon Capital Services	4/2/2021	17.28
APPCA210402-124	Amazon Capital Services	4/2/2021	15.07
APPCA210402-125	Amazon Capital Services	4/2/2021	15.17
APPCA210402-126	Amazon Capital Services	4/2/2021	120.12
APPCA210402-127	Amazon Capital Services	4/2/2021	21.64
APPCA210402-128	Amazon Capital Services	4/2/2021	17.78
APPCA210402-129	Amazon Capital Services	4/2/2021	16.10
APPCA210402-13	Amazon Capital Services	4/2/2021	14.87
APPCA210402-130	Amazon Capital Services	4/2/2021	18.70
APPCA210402-131	Amazon Capital Services	4/2/2021	31.33
APPCA210402-132	Amazon Capital Services	4/2/2021	28.82
APPCA210402-133	Amazon Capital Services	4/2/2021	2.42
APPCA210402-134	Amazon Capital Services	4/2/2021	109.83
APPCA210402-135	Amazon Capital Services	4/2/2021	23.68
APPCA210402-136	Amazon Capital Services	4/2/2021	10.76
APPCA210402-137	Amazon Capital Services	4/2/2021	13.43
APPCA210402-138	Amazon Capital Services	4/2/2021	30.12
APPCA210402-139	Amazon Capital Services	4/2/2021	29.56
APPCA210402-14	Amazon Capital Services	4/2/2021	19.10
APPCA210402-140	Amazon Capital Services	4/2/2021	220.78
APPCA210402-141	Amazon Capital Services	4/2/2021	150.45
APPCA210402-142	Amazon Capital Services	4/2/2021	174.40
APPCA210402-143	Amazon Capital Services	4/2/2021	13.99
APPCA210402-144	Amazon Capital Services	4/2/2021	15.07
APPCA210402-145	Amazon Capital Services	4/2/2021	12.76
APPCA210402-146	Amazon Capital Services	4/2/2021	14.96
APPCA210402-147	Amazon Capital Services	4/2/2021	30.28
APPCA210402-148	Amazon Capital Services	4/2/2021	121.06
APPCA210402-149	Amazon Capital Services	4/2/2021	23.68
APPCA210402-15	Amazon Capital Services	4/2/2021	24.44
APPCA210402-150	Amazon Capital Services	4/2/2021	21.54
APPCA210402-151	Amazon Capital Services	4/2/2021	152.12
APPCA210402-152	Amazon Capital Services	4/2/2021	10.76

Pacific Coast Academy**Check Register****For the period ended April 30, 2021**

Check Number	Vendor Name	Check Date	Check Amount
APPCA210402-153	Amazon Capital Services	4/2/2021	46.64
APPCA210402-154	Amazon Capital Services	4/2/2021	16.91
APPCA210402-155	Amazon Capital Services	4/2/2021	20.02
APPCA210402-156	Amazon Capital Services	4/2/2021	20.02
APPCA210402-157	Amazon Capital Services	4/2/2021	10.48
APPCA210402-158	Amazon Capital Services	4/2/2021	147.30
APPCA210402-159	Amazon Capital Services	4/2/2021	12.31
APPCA210402-16	Amazon Capital Services	4/2/2021	11.73
APPCA210402-160	Amazon Capital Services	4/2/2021	27.22
APPCA210402-161	Amazon Capital Services	4/2/2021	15.07
APPCA210402-162	Amazon Capital Services	4/2/2021	31.14
APPCA210402-163	Amazon Capital Services	4/2/2021	14.76
APPCA210402-164	Amazon Capital Services	4/2/2021	29.07
APPCA210402-165	Amazon Capital Services	4/2/2021	13.99
APPCA210402-166	Amazon Capital Services	4/2/2021	13.58
APPCA210402-167	Amazon Capital Services	4/2/2021	21.62
APPCA210402-168	Amazon Capital Services	4/2/2021	18.97
APPCA210402-169	Amazon Capital Services	4/2/2021	14.26
APPCA210402-17	Amazon Capital Services	4/2/2021	13.30
APPCA210402-170	Amazon Capital Services	4/2/2021	10.76
APPCA210402-171	Amazon Capital Services	4/2/2021	10.22
APPCA210402-172	Amazon Capital Services	4/2/2021	14.00
APPCA210402-173	Amazon Capital Services	4/2/2021	215.38
APPCA210402-174	Amazon Capital Services	4/2/2021	21.54
APPCA210402-175	Amazon Capital Services	4/2/2021	16.00
APPCA210402-176	Amazon Capital Services	4/2/2021	23.44
APPCA210402-177	Amazon Capital Services	4/2/2021	14.54
APPCA210402-178	Amazon Capital Services	4/2/2021	10.67
APPCA210402-179	Amazon Capital Services	4/2/2021	23.76
APPCA210402-18	Amazon Capital Services	4/2/2021	16.49
APPCA210402-180	Amazon Capital Services	4/2/2021	17.56
APPCA210402-181	Amazon Capital Services	4/2/2021	12.47
APPCA210402-182	Amazon Capital Services	4/2/2021	30.46
APPCA210402-183	Amazon Capital Services	4/2/2021	17.23
APPCA210402-184	Amazon Capital Services	4/2/2021	31.02
APPCA210402-185	Amazon Capital Services	4/2/2021	31.38
APPCA210402-186	Amazon Capital Services	4/2/2021	14.76
APPCA210402-187	Amazon Capital Services	4/2/2021	27.24
APPCA210402-188	Amazon Capital Services	4/2/2021	22.62
APPCA210402-189	Amazon Capital Services	4/2/2021	11.92
APPCA210402-19	Amazon Capital Services	4/2/2021	23.64
APPCA210402-190	Amazon Capital Services	4/2/2021	16.30

Pacific Coast Academy**Check Register****For the period ended April 30, 2021**

Check Number	Vendor Name	Check Date	Check Amount
APPCA210402-191	Amazon Capital Services	4/2/2021	15.27
APPCA210402-192	Amazon Capital Services	4/2/2021	10.76
APPCA210402-193	Amazon Capital Services	4/2/2021	18.48
APPCA210402-194	Amazon Capital Services	4/2/2021	169.45
APPCA210402-195	Amazon Capital Services	4/2/2021	13.74
APPCA210402-196	Amazon Capital Services	4/2/2021	18.26
APPCA210402-197	Amazon Capital Services	4/2/2021	114.96
APPCA210402-198	Amazon Capital Services	4/2/2021	16.14
APPCA210402-199	Amazon Capital Services	4/2/2021	24.23
APPCA210402-20	Amazon Capital Services	4/2/2021	17.23
APPCA210402-200	Amazon Capital Services	4/2/2021	16.15
APPCA210402-201	Amazon Capital Services	4/2/2021	138.97
APPCA210402-202	Amazon Capital Services	4/2/2021	30.01
APPCA210402-203	Amazon Capital Services	4/2/2021	13.91
APPCA210402-204	Amazon Capital Services	4/2/2021	19.53
APPCA210402-205	Amazon Capital Services	4/2/2021	143.45
APPCA210402-206	Amazon Capital Services	4/2/2021	10.59
APPCA210402-207	Amazon Capital Services	4/2/2021	16.92
APPCA210402-208	Amazon Capital Services	4/2/2021	13.23
APPCA210402-209	Amazon Capital Services	4/2/2021	17.43
APPCA210402-21	Amazon Capital Services	4/2/2021	18.04
APPCA210402-210	Amazon Capital Services	4/2/2021	19.09
APPCA210402-211	Amazon Capital Services	4/2/2021	18.80
APPCA210402-212	Amazon Capital Services	4/2/2021	29.09
APPCA210402-213	Amazon Capital Services	4/2/2021	24.40
APPCA210402-214	Amazon Capital Services	4/2/2021	27.92
APPCA210402-215	Amazon Capital Services	4/2/2021	15.78
APPCA210402-216	Amazon Capital Services	4/2/2021	1,535.00
APPCA210402-217	Amazon Capital Services	4/2/2021	10.78
APPCA210402-218	Amazon Capital Services	4/2/2021	10.76
APPCA210402-219	Amazon Capital Services	4/2/2021	30.86
APPCA210402-22	Amazon Capital Services	4/2/2021	29.29
APPCA210402-220	Amazon Capital Services	4/2/2021	10.74
APPCA210402-221	Amazon Capital Services	4/2/2021	118.04
APPCA210402-222	Amazon Capital Services	4/2/2021	22.75
APPCA210402-223	Amazon Capital Services	4/2/2021	30.44
APPCA210402-224	Amazon Capital Services	4/2/2021	15.74
APPCA210402-225	Amazon Capital Services	4/2/2021	101.34
APPCA210402-226	Amazon Capital Services	4/2/2021	14.00
APPCA210402-227	Amazon Capital Services	4/2/2021	23.67
APPCA210402-228	Amazon Capital Services	4/2/2021	119.06
APPCA210402-229	Amazon Capital Services	4/2/2021	21.52

Pacific Coast Academy**Check Register****For the period ended April 30, 2021**

Check Number	Vendor Name	Check Date	Check Amount
APPCA210402-23	Amazon Capital Services	4/2/2021	11.58
APPCA210402-230	Amazon Capital Services	4/2/2021	12.81
APPCA210402-231	Amazon Capital Services	4/2/2021	30.39
APPCA210402-232	Amazon Capital Services	4/2/2021	23.98
APPCA210402-233	Amazon Capital Services	4/2/2021	21.01
APPCA210402-234	Amazon Capital Services	4/2/2021	31.24
APPCA210402-235	Amazon Capital Services	4/2/2021	16.15
APPCA210402-236	Amazon Capital Services	4/2/2021	20.46
APPCA210402-237	Amazon Capital Services	4/2/2021	12.64
APPCA210402-238	Amazon Capital Services	4/2/2021	21.00
APPCA210402-239	Amazon Capital Services	4/2/2021	101.70
APPCA210402-24	Amazon Capital Services	4/2/2021	27.18
APPCA210402-240	Amazon Capital Services	4/2/2021	15.07
APPCA210402-241	Amazon Capital Services	4/2/2021	22.64
APPCA210402-242	Amazon Capital Services	4/2/2021	15.62
APPCA210402-243	Amazon Capital Services	4/2/2021	19.38
APPCA210402-244	Amazon Capital Services	4/2/2021	19.56
APPCA210402-245	Amazon Capital Services	4/2/2021	14.67
APPCA210402-246	Amazon Capital Services	4/2/2021	23.78
APPCA210402-247	Amazon Capital Services	4/2/2021	166.67
APPCA210402-248	Amazon Capital Services	4/2/2021	159.45
APPCA210402-249	Amazon Capital Services	4/2/2021	31.19
APPCA210402-25	Amazon Capital Services	4/2/2021	100.86
APPCA210402-250	Amazon Capital Services	4/2/2021	21.64
APPCA210402-251	Amazon Capital Services	4/2/2021	203.44
APPCA210402-252	Amazon Capital Services	4/2/2021	16.16
APPCA210402-253	Amazon Capital Services	4/2/2021	120.12
APPCA210402-254	Amazon Capital Services	4/2/2021	14.54
APPCA210402-255	Amazon Capital Services	4/2/2021	211.90
APPCA210402-256	Amazon Capital Services	4/2/2021	20.23
APPCA210402-257	Amazon Capital Services	4/2/2021	11.70
APPCA210402-258	Amazon Capital Services	4/2/2021	28.88
APPCA210402-259	Amazon Capital Services	4/2/2021	10.17
APPCA210402-26	Amazon Capital Services	4/2/2021	12.68
APPCA210402-260	Amazon Capital Services	4/2/2021	19.55
APPCA210402-261	Amazon Capital Services	4/2/2021	21.20
APPCA210402-262	Amazon Capital Services	4/2/2021	107.76
APPCA210402-263	Amazon Capital Services	4/2/2021	21.61
APPCA210402-264	Amazon Capital Services	4/2/2021	12.92
APPCA210402-265	Amazon Capital Services	4/2/2021	12.95
APPCA210402-266	Amazon Capital Services	4/2/2021	17.17
APPCA210402-267	Amazon Capital Services	4/2/2021	17.21

Pacific Coast Academy**Check Register****For the period ended April 30, 2021**

Check Number	Vendor Name	Check Date	Check Amount
APPCA210402-268	Amazon Capital Services	4/2/2021	12.03
APPCA210402-269	Amazon Capital Services	4/2/2021	16.71
APPCA210402-27	Amazon Capital Services	4/2/2021	20.46
APPCA210402-270	Amazon Capital Services	4/2/2021	16.23
APPCA210402-271	Amazon Capital Services	4/2/2021	10.66
APPCA210402-272	Amazon Capital Services	4/2/2021	16.23
APPCA210402-273	Amazon Capital Services	4/2/2021	11.63
APPCA210402-274	Amazon Capital Services	4/2/2021	15.07
APPCA210402-275	Amazon Capital Services	4/2/2021	15.90
APPCA210402-276	Amazon Capital Services	4/2/2021	21.00
APPCA210402-277	Amazon Capital Services	4/2/2021	11.87
APPCA210402-278	Amazon Capital Services	4/2/2021	14.97
APPCA210402-279	Amazon Capital Services	4/2/2021	24.21
APPCA210402-28	Amazon Capital Services	4/2/2021	140.06
APPCA210402-280	Amazon Capital Services	4/2/2021	23.58
APPCA210402-281	Amazon Capital Services	4/2/2021	15.14
APPCA210402-282	Amazon Capital Services	4/2/2021	12.92
APPCA210402-283	Amazon Capital Services	4/2/2021	161.61
APPCA210402-284	Amazon Capital Services	4/2/2021	14.84
APPCA210402-285	Amazon Capital Services	4/2/2021	18.70
APPCA210402-286	Amazon Capital Services	4/2/2021	19.63
APPCA210402-287	Amazon Capital Services	4/2/2021	21.54
APPCA210402-288	Amazon Capital Services	4/2/2021	12.70
APPCA210402-289	Amazon Capital Services	4/2/2021	110.74
APPCA210402-29	Amazon Capital Services	4/2/2021	15.05
APPCA210402-290	Amazon Capital Services	4/2/2021	13.72
APPCA210402-291	Amazon Capital Services	4/2/2021	10.72
APPCA210402-292	Amazon Capital Services	4/2/2021	18.43
APPCA210402-293	Amazon Capital Services	4/2/2021	21.95
APPCA210402-294	Amazon Capital Services	4/2/2021	16.13
APPCA210402-295	Amazon Capital Services	4/2/2021	12.51
APPCA210402-296	Amazon Capital Services	4/2/2021	19.55
APPCA210402-297	Amazon Capital Services	4/2/2021	15.03
APPCA210402-298	Amazon Capital Services	4/2/2021	161.61
APPCA210402-299	Amazon Capital Services	4/2/2021	13.26
APPCA210402-30	Amazon Capital Services	4/2/2021	22.51
APPCA210402-300	Amazon Capital Services	4/2/2021	16.15
APPCA210402-301	Amazon Capital Services	4/2/2021	13.97
APPCA210402-302	Amazon Capital Services	4/2/2021	17.22
APPCA210402-303	Amazon Capital Services	4/2/2021	28.93
APPCA210402-304	Amazon Capital Services	4/2/2021	13.21
APPCA210402-305	Amazon Capital Services	4/2/2021	126.81

Pacific Coast Academy

Check Register

For the period ended April 30, 2021

Check Number	Vendor Name	Check Date	Check Amount
APPCA210402-306	Amazon Capital Services	4/2/2021	3.61
APPCA210402-307	Amazon Capital Services	4/2/2021	28.14
APPCA210402-308	Amazon Capital Services	4/2/2021	14.06
APPCA210402-309	Amazon Capital Services	4/2/2021	31.05
APPCA210402-31	Amazon Capital Services	4/2/2021	14.06
APPCA210402-310	Amazon Capital Services	4/2/2021	21.00
APPCA210402-311	Amazon Capital Services	4/2/2021	14.65
APPCA210402-312	Amazon Capital Services	4/2/2021	10.84
APPCA210402-313	Amazon Capital Services	4/2/2021	27.40
APPCA210402-314	Amazon Capital Services	4/2/2021	20.68
APPCA210402-315	Amazon Capital Services	4/2/2021	30.06
APPCA210402-316	Amazon Capital Services	4/2/2021	10.73
APPCA210402-317	Amazon Capital Services	4/2/2021	17.22
APPCA210402-318	Amazon Capital Services	4/2/2021	16.68
APPCA210402-319	Amazon Capital Services	4/2/2021	14.28
APPCA210402-32	Amazon Capital Services	4/2/2021	14.00
APPCA210402-320	Amazon Capital Services	4/2/2021	20.42
APPCA210402-321	Amazon Capital Services	4/2/2021	15.14
APPCA210402-322	Amazon Capital Services	4/2/2021	31.29
APPCA210402-323	Amazon Capital Services	4/2/2021	17.57
APPCA210402-324	Amazon Capital Services	4/2/2021	14.81
APPCA210402-325	Amazon Capital Services	4/2/2021	30.17
APPCA210402-326	Amazon Capital Services	4/2/2021	17.16
APPCA210402-327	Amazon Capital Services	4/2/2021	11.90
APPCA210402-328	Amazon Capital Services	4/2/2021	18.89
APPCA210402-329	Amazon Capital Services	4/2/2021	22.77
APPCA210402-33	Amazon Capital Services	4/2/2021	11.80
APPCA210402-330	Amazon Capital Services	4/2/2021	18.18
APPCA210402-331	Amazon Capital Services	4/2/2021	2.14
APPCA210402-332	Amazon Capital Services	4/2/2021	19.38
APPCA210402-333	Amazon Capital Services	4/2/2021	19.42
APPCA210402-334	Amazon Capital Services	4/2/2021	15.44
APPCA210402-335	Amazon Capital Services	4/2/2021	17.75
APPCA210402-336	Amazon Capital Services	4/2/2021	19.59
APPCA210402-337	Amazon Capital Services	4/2/2021	13.80
APPCA210402-338	Amazon Capital Services	4/2/2021	14.98
APPCA210402-339	Amazon Capital Services	4/2/2021	12.41
APPCA210402-34	Amazon Capital Services	4/2/2021	10.80
APPCA210402-340	Amazon Capital Services	4/2/2021	17.35
APPCA210402-341	Amazon Capital Services	4/2/2021	31.01
APPCA210402-342	Amazon Capital Services	4/2/2021	24.61
APPCA210402-343	Amazon Capital Services	4/2/2021	23.90

Pacific Coast Academy**Check Register****For the period ended April 30, 2021**

Check Number	Vendor Name	Check Date	Check Amount
APPCA210402-344	Amazon Capital Services	4/2/2021	29.16
APPCA210402-345	Amazon Capital Services	4/2/2021	31.01
APPCA210402-346	Amazon Capital Services	4/2/2021	30.83
APPCA210402-347	Amazon Capital Services	4/2/2021	15.07
APPCA210402-348	Amazon Capital Services	4/2/2021	76.13
APPCA210402-349	Amazon Capital Services	4/2/2021	21.83
APPCA210402-35	Amazon Capital Services	4/2/2021	30.12
APPCA210402-350	Amazon Capital Services	4/2/2021	15.15
APPCA210402-351	Amazon Capital Services	4/2/2021	11.73
APPCA210402-352	Amazon Capital Services	4/2/2021	16.15
APPCA210402-353	Amazon Capital Services	4/2/2021	16.69
APPCA210402-354	Amazon Capital Services	4/2/2021	14.00
APPCA210402-355	Amazon Capital Services	4/2/2021	16.14
APPCA210402-356	Amazon Capital Services	4/2/2021	19.33
APPCA210402-357	Amazon Capital Services	4/2/2021	11.17
APPCA210402-358	Amazon Capital Services	4/2/2021	31.13
APPCA210402-359	Amazon Capital Services	4/2/2021	29.97
APPCA210402-36	Amazon Capital Services	4/2/2021	17.23
APPCA210402-360	Amazon Capital Services	4/2/2021	20.54
APPCA210402-361	Amazon Capital Services	4/2/2021	23.69
APPCA210402-362	Amazon Capital Services	4/2/2021	21.54
APPCA210402-363	Amazon Capital Services	4/2/2021	23.69
APPCA210402-364	Amazon Capital Services	4/2/2021	18.31
APPCA210402-365	Amazon Capital Services	4/2/2021	16.23
APPCA210402-366	Amazon Capital Services	4/2/2021	167.76
APPCA210402-367	Amazon Capital Services	4/2/2021	31.24
APPCA210402-368	Amazon Capital Services	4/2/2021	10.76
APPCA210402-369	Amazon Capital Services	4/2/2021	30.19
APPCA210402-37	Amazon Capital Services	4/2/2021	19.32
APPCA210402-370	Amazon Capital Services	4/2/2021	16.99
APPCA210402-371	Amazon Capital Services	4/2/2021	10.76
APPCA210402-372	Amazon Capital Services	4/2/2021	15.26
APPCA210402-373	Amazon Capital Services	4/2/2021	29.20
APPCA210402-374	Amazon Capital Services	4/2/2021	29.86
APPCA210402-375	Amazon Capital Services	4/2/2021	23.36
APPCA210402-376	Amazon Capital Services	4/2/2021	24.00
APPCA210402-377	Amazon Capital Services	4/2/2021	14.00
APPCA210402-378	Amazon Capital Services	4/2/2021	21.53
APPCA210402-379	Amazon Capital Services	4/2/2021	16.30
APPCA210402-38	Amazon Capital Services	4/2/2021	27.29
APPCA210402-380	Amazon Capital Services	4/2/2021	13.46
APPCA210402-381	Amazon Capital Services	4/2/2021	15.92

Pacific Coast Academy**Check Register****For the period ended April 30, 2021**

Check Number	Vendor Name	Check Date	Check Amount
APPCA210402-382	Amazon Capital Services	4/2/2021	13.48
APPCA210402-383	Amazon Capital Services	4/2/2021	19.23
APPCA210402-384	Amazon Capital Services	4/2/2021	79.70
APPCA210402-385	Amazon Capital Services	4/2/2021	15.07
APPCA210402-386	Amazon Capital Services	4/2/2021	31.02
APPCA210402-387	Amazon Capital Services	4/2/2021	101.38
APPCA210402-388	Amazon Capital Services	4/2/2021	16.11
APPCA210402-389	Amazon Capital Services	4/2/2021	29.08
APPCA210402-39	Amazon Capital Services	4/2/2021	10.19
APPCA210402-390	Amazon Capital Services	4/2/2021	23.00
APPCA210402-391	Amazon Capital Services	4/2/2021	115.72
APPCA210402-392	Amazon Capital Services	4/2/2021	10.86
APPCA210402-393	Amazon Capital Services	4/2/2021	11.84
APPCA210402-394	Amazon Capital Services	4/2/2021	27.57
APPCA210402-395	Amazon Capital Services	4/2/2021	28.22
APPCA210402-396	Amazon Capital Services	4/2/2021	171.31
APPCA210402-397	Amazon Capital Services	4/2/2021	14.13
APPCA210402-398	Amazon Capital Services	4/2/2021	21.52
APPCA210402-399	Amazon Capital Services	4/2/2021	20.02
APPCA210402-40	Amazon Capital Services	4/2/2021	11.57
APPCA210402-400	Amazon Capital Services	4/2/2021	31.01
APPCA210402-41	Amazon Capital Services	4/2/2021	29.68
APPCA210402-42	Amazon Capital Services	4/2/2021	3.72
APPCA210402-43	Amazon Capital Services	4/2/2021	16.11
APPCA210402-44	Amazon Capital Services	4/2/2021	16.23
APPCA210402-45	Amazon Capital Services	4/2/2021	31.02
APPCA210402-46	Amazon Capital Services	4/2/2021	28.60
APPCA210402-47	Amazon Capital Services	4/2/2021	19.52
APPCA210402-48	Amazon Capital Services	4/2/2021	16.38
APPCA210402-49	Amazon Capital Services	4/2/2021	14.72
APPCA210402-50	Amazon Capital Services	4/2/2021	18.31
APPCA210402-51	Amazon Capital Services	4/2/2021	22.57
APPCA210402-52	Amazon Capital Services	4/2/2021	15.51
APPCA210402-53	Amazon Capital Services	4/2/2021	2.01
APPCA210402-54	Amazon Capital Services	4/2/2021	16.30
APPCA210402-55	Amazon Capital Services	4/2/2021	19.69
APPCA210402-56	Amazon Capital Services	4/2/2021	23.69
APPCA210402-57	Amazon Capital Services	4/2/2021	280.37
APPCA210402-58	Amazon Capital Services	4/2/2021	13.57
APPCA210402-59	Amazon Capital Services	4/2/2021	12.51
APPCA210402-60	Amazon Capital Services	4/2/2021	22.30
APPCA210402-61	Amazon Capital Services	4/2/2021	14.00

Pacific Coast Academy**Check Register****For the period ended April 30, 2021**

Check Number	Vendor Name	Check Date	Check Amount
APPCA210402-62	Amazon Capital Services	4/2/2021	19.38
APPCA210402-63	Amazon Capital Services	4/2/2021	15.97
APPCA210402-64	Amazon Capital Services	4/2/2021	153.97
APPCA210402-65	Amazon Capital Services	4/2/2021	20.46
APPCA210402-66	Amazon Capital Services	4/2/2021	22.57
APPCA210402-67	Amazon Capital Services	4/2/2021	16.01
APPCA210402-68	Amazon Capital Services	4/2/2021	15.91
APPCA210402-69	Amazon Capital Services	4/2/2021	12.52
APPCA210402-70	Amazon Capital Services	4/2/2021	15.29
APPCA210402-71	Amazon Capital Services	4/2/2021	20.45
APPCA210402-72	Amazon Capital Services	4/2/2021	15.48
APPCA210402-73	Amazon Capital Services	4/2/2021	18.10
APPCA210402-74	Amazon Capital Services	4/2/2021	12.38
APPCA210402-75	Amazon Capital Services	4/2/2021	28.25
APPCA210402-76	Amazon Capital Services	4/2/2021	13.82
APPCA210402-77	Amazon Capital Services	4/2/2021	187.35
APPCA210402-78	Amazon Capital Services	4/2/2021	24.67
APPCA210402-79	Amazon Capital Services	4/2/2021	16.14
APPCA210402-80	Amazon Capital Services	4/2/2021	16.11
APPCA210402-81	Amazon Capital Services	4/2/2021	13.57
APPCA210402-82	Amazon Capital Services	4/2/2021	13.94
APPCA210402-83	Amazon Capital Services	4/2/2021	16.15
APPCA210402-84	Amazon Capital Services	4/2/2021	17.11
APPCA210402-85	Amazon Capital Services	4/2/2021	15.41
APPCA210402-86	Amazon Capital Services	4/2/2021	21.49
APPCA210402-87	Amazon Capital Services	4/2/2021	21.53
APPCA210402-88	Amazon Capital Services	4/2/2021	15.07
APPCA210402-89	Amazon Capital Services	4/2/2021	13.99
APPCA210402-90	Amazon Capital Services	4/2/2021	22.99
APPCA210402-91	Amazon Capital Services	4/2/2021	144.48
APPCA210402-92	Amazon Capital Services	4/2/2021	60.20
APPCA210402-93	Amazon Capital Services	4/2/2021	16.12
APPCA210402-94	Amazon Capital Services	4/2/2021	23.17
APPCA210402-95	Amazon Capital Services	4/2/2021	23.44
APPCA210402-96	Amazon Capital Services	4/2/2021	16.95
APPCA210402-97	Amazon Capital Services	4/2/2021	10.76
APPCA210402-98	Amazon Capital Services	4/2/2021	29.05
APPCA210402-99	Amazon Capital Services	4/2/2021	13.67
APPCA210406-01	Amazon Capital Services	4/6/2021	48.12
APPCA210406-02	Amazon Capital Services	4/6/2021	36.69
APPCA210406-03	Amazon Capital Services	4/6/2021	10.81
APPCA210406-04	Amazon Capital Services	4/6/2021	25.20

Pacific Coast Academy**Check Register****For the period ended April 30, 2021**

Check Number	Vendor Name	Check Date	Check Amount
APPCA210406-05	Amazon Capital Services	4/6/2021	54.75
APPCA210406-06	Amazon Capital Services	4/6/2021	5.43
APPCA210406-07	Amazon Capital Services	4/6/2021	10.33
APPCA210406-08	Amazon Capital Services	4/6/2021	65.06
APPCA210406-09	Amazon Capital Services	4/6/2021	45.31
APPCA210406-10	Amazon Capital Services	4/6/2021	75.18
APPCA210406-100	Amazon Capital Services	4/6/2021	11.44
APPCA210406-101	Amazon Capital Services	4/6/2021	6.48
APPCA210406-102	Amazon Capital Services	4/6/2021	25.94
APPCA210406-103	Amazon Capital Services	4/6/2021	63.74
APPCA210406-104	Amazon Capital Services	4/6/2021	32.30
APPCA210406-105	Amazon Capital Services	4/6/2021	26.08
APPCA210406-106	Amazon Capital Services	4/6/2021	35.44
APPCA210406-107	Amazon Capital Services	4/6/2021	51.66
APPCA210406-108	Amazon Capital Services	4/6/2021	64.27
APPCA210406-109	Amazon Capital Services	4/6/2021	71.92
APPCA210406-11	Amazon Capital Services	4/6/2021	42.72
APPCA210406-110	Amazon Capital Services	4/6/2021	45.10
APPCA210406-111	Amazon Capital Services	4/6/2021	8.61
APPCA210406-112	Amazon Capital Services	4/6/2021	6.48
APPCA210406-113	Amazon Capital Services	4/6/2021	5.42
APPCA210406-114	Amazon Capital Services	4/6/2021	5.51
APPCA210406-115	Amazon Capital Services	4/6/2021	24.72
APPCA210406-116	Amazon Capital Services	4/6/2021	4.84
APPCA210406-117	Amazon Capital Services	4/6/2021	79.68
APPCA210406-118	Amazon Capital Services	4/6/2021	42.21
APPCA210406-119	Amazon Capital Services	4/6/2021	10.76
APPCA210406-12	Amazon Capital Services	4/6/2021	70.92
APPCA210406-120	Amazon Capital Services	4/6/2021	41.12
APPCA210406-121	Amazon Capital Services	4/6/2021	45.14
APPCA210406-122	Amazon Capital Services	4/6/2021	36.79
APPCA210406-123	Amazon Capital Services	4/6/2021	24.77
APPCA210406-124	Amazon Capital Services	4/6/2021	60.35
APPCA210406-125	Amazon Capital Services	4/6/2021	69.77
APPCA210406-126	Amazon Capital Services	4/6/2021	23.80
APPCA210406-127	Amazon Capital Services	4/6/2021	8.69
APPCA210406-128	Amazon Capital Services	4/6/2021	77.52
APPCA210406-129	Amazon Capital Services	4/6/2021	39.80
APPCA210406-13	Amazon Capital Services	4/6/2021	36.54
APPCA210406-130	Amazon Capital Services	4/6/2021	61.73
APPCA210406-131	Amazon Capital Services	4/6/2021	70.64
APPCA210406-132	Amazon Capital Services	4/6/2021	335.65

Pacific Coast Academy**Check Register****For the period ended April 30, 2021**

Check Number	Vendor Name	Check Date	Check Amount
APPCA210406-133	Amazon Capital Services	4/6/2021	26.94
APPCA210406-134	Amazon Capital Services	4/6/2021	4.30
APPCA210406-135	Amazon Capital Services	4/6/2021	39.76
APPCA210406-136	Amazon Capital Services	4/6/2021	88.12
APPCA210406-137	Amazon Capital Services	4/6/2021	35.53
APPCA210406-138	Amazon Capital Services	4/6/2021	48.33
APPCA210406-139	Amazon Capital Services	4/6/2021	57.21
APPCA210406-14	Amazon Capital Services	4/6/2021	39.45
APPCA210406-140	Amazon Capital Services	4/6/2021	5.38
APPCA210406-141	Amazon Capital Services	4/6/2021	63.53
APPCA210406-142	Amazon Capital Services	4/6/2021	48.48
APPCA210406-143	Amazon Capital Services	4/6/2021	36.34
APPCA210406-144	Amazon Capital Services	4/6/2021	24.76
APPCA210406-145	Amazon Capital Services	4/6/2021	54.80
APPCA210406-146	Amazon Capital Services	4/6/2021	109.61
APPCA210406-147	Amazon Capital Services	4/6/2021	38.14
APPCA210406-148	Amazon Capital Services	4/6/2021	43.26
APPCA210406-149	Amazon Capital Services	4/6/2021	38.09
APPCA210406-15	Amazon Capital Services	4/6/2021	5.32
APPCA210406-150	Amazon Capital Services	4/6/2021	5.99
APPCA210406-151	Amazon Capital Services	4/6/2021	67.79
APPCA210406-152	Amazon Capital Services	4/6/2021	39.25
APPCA210406-153	Amazon Capital Services	4/6/2021	43.05
APPCA210406-154	Amazon Capital Services	4/6/2021	5.68
APPCA210406-155	Amazon Capital Services	4/6/2021	40.04
APPCA210406-156	Amazon Capital Services	4/6/2021	41.86
APPCA210406-157	Amazon Capital Services	4/6/2021	58.08
APPCA210406-158	Amazon Capital Services	4/6/2021	45.56
APPCA210406-159	Amazon Capital Services	4/6/2021	24.76
APPCA210406-16	Amazon Capital Services	4/6/2021	40.51
APPCA210406-160	Amazon Capital Services	4/6/2021	50.06
APPCA210406-161	Amazon Capital Services	4/6/2021	33.70
APPCA210406-162	Amazon Capital Services	4/6/2021	25.85
APPCA210406-163	Amazon Capital Services	4/6/2021	36.50
APPCA210406-164	Amazon Capital Services	4/6/2021	49.95
APPCA210406-165	Amazon Capital Services	4/6/2021	74.80
APPCA210406-166	Amazon Capital Services	4/6/2021	34.62
APPCA210406-167	Amazon Capital Services	4/6/2021	52.43
APPCA210406-168	Amazon Capital Services	4/6/2021	58.16
APPCA210406-169	Amazon Capital Services	4/6/2021	37.28
APPCA210406-17	Amazon Capital Services	4/6/2021	9.69
APPCA210406-170	Amazon Capital Services	4/6/2021	45.24

Pacific Coast Academy

Check Register

For the period ended April 30, 2021

Check Number	Vendor Name	Check Date	Check Amount
APPCA210406-171	Amazon Capital Services	4/6/2021	5.38
APPCA210406-172	Amazon Capital Services	4/6/2021	35.29
APPCA210406-173	Amazon Capital Services	4/6/2021	40.39
APPCA210406-174	Amazon Capital Services	4/6/2021	62.42
APPCA210406-175	Amazon Capital Services	4/6/2021	32.54
APPCA210406-176	Amazon Capital Services	4/6/2021	38.53
APPCA210406-177	Amazon Capital Services	4/6/2021	9.92
APPCA210406-178	Amazon Capital Services	4/6/2021	11.73
APPCA210406-179	Amazon Capital Services	4/6/2021	6.41
APPCA210406-18	Amazon Capital Services	4/6/2021	45.19
APPCA210406-180	Amazon Capital Services	4/6/2021	31.41
APPCA210406-181	Amazon Capital Services	4/6/2021	81.82
APPCA210406-182	Amazon Capital Services	4/6/2021	5.61
APPCA210406-183	Amazon Capital Services	4/6/2021	6.03
APPCA210406-184	Amazon Capital Services	4/6/2021	6.45
APPCA210406-185	Amazon Capital Services	4/6/2021	6.40
APPCA210406-186	Amazon Capital Services	4/6/2021	99.08
APPCA210406-187	Amazon Capital Services	4/6/2021	93.75
APPCA210406-188	Amazon Capital Services	4/6/2021	55.67
APPCA210406-189	Amazon Capital Services	4/6/2021	72.99
APPCA210406-19	Amazon Capital Services	4/6/2021	59.14
APPCA210406-190	Amazon Capital Services	4/6/2021	9.64
APPCA210406-191	Amazon Capital Services	4/6/2021	91.91
APPCA210406-192	Amazon Capital Services	4/6/2021	58.12
APPCA210406-193	Amazon Capital Services	4/6/2021	76.58
APPCA210406-194	Amazon Capital Services	4/6/2021	68.35
APPCA210406-195	Amazon Capital Services	4/6/2021	79.17
APPCA210406-196	Amazon Capital Services	4/6/2021	41.56
APPCA210406-197	Amazon Capital Services	4/6/2021	26.82
APPCA210406-198	Amazon Capital Services	4/6/2021	41.36
APPCA210406-199	Amazon Capital Services	4/6/2021	7.60
APPCA210406-20	Amazon Capital Services	4/6/2021	53.17
APPCA210406-200	Amazon Capital Services	4/6/2021	57.31
APPCA210406-201	Amazon Capital Services	4/6/2021	5.97
APPCA210406-202	Amazon Capital Services	4/6/2021	38.78
APPCA210406-203	Amazon Capital Services	4/6/2021	54.57
APPCA210406-204	Amazon Capital Services	4/6/2021	60.33
APPCA210406-205	Amazon Capital Services	4/6/2021	36.92
APPCA210406-206	Amazon Capital Services	4/6/2021	67.03
APPCA210406-207	Amazon Capital Services	4/6/2021	84.47
APPCA210406-208	Amazon Capital Services	4/6/2021	7.53
APPCA210406-209	Amazon Capital Services	4/6/2021	18.31

Pacific Coast Academy**Check Register****For the period ended April 30, 2021**

Check Number	Vendor Name	Check Date	Check Amount
APPCA210406-21	Amazon Capital Services	4/6/2021	47.26
APPCA210406-210	Amazon Capital Services	4/6/2021	35.74
APPCA210406-211	Amazon Capital Services	4/6/2021	9.06
APPCA210406-212	Amazon Capital Services	4/6/2021	26.89
APPCA210406-213	Amazon Capital Services	4/6/2021	10.75
APPCA210406-214	Amazon Capital Services	4/6/2021	72.95
APPCA210406-215	Amazon Capital Services	4/6/2021	36.62
APPCA210406-216	Amazon Capital Services	4/6/2021	25.64
APPCA210406-217	Amazon Capital Services	4/6/2021	21.57
APPCA210406-218	Amazon Capital Services	4/6/2021	26.08
APPCA210406-219	Amazon Capital Services	4/6/2021	7.53
APPCA210406-22	Amazon Capital Services	4/6/2021	16.88
APPCA210406-220	Amazon Capital Services	4/6/2021	64.95
APPCA210406-221	Amazon Capital Services	4/6/2021	56.28
APPCA210406-222	Amazon Capital Services	4/6/2021	50.33
APPCA210406-223	Amazon Capital Services	4/6/2021	35.58
APPCA210406-224	Amazon Capital Services	4/6/2021	35.56
APPCA210406-225	Amazon Capital Services	4/6/2021	86.60
APPCA210406-226	Amazon Capital Services	4/6/2021	70.26
APPCA210406-227	Amazon Capital Services	4/6/2021	8.65
APPCA210406-228	Amazon Capital Services	4/6/2021	4.30
APPCA210406-229	Amazon Capital Services	4/6/2021	30.94
APPCA210406-23	Amazon Capital Services	4/6/2021	97.79
APPCA210406-230	Amazon Capital Services	4/6/2021	49.22
APPCA210406-231	Amazon Capital Services	4/6/2021	70.23
APPCA210406-232	Amazon Capital Services	4/6/2021	7.69
APPCA210406-233	Amazon Capital Services	4/6/2021	75.43
APPCA210406-234	Amazon Capital Services	4/6/2021	63.68
APPCA210406-235	Amazon Capital Services	4/6/2021	34.47
APPCA210406-236	Amazon Capital Services	4/6/2021	68.93
APPCA210406-237	Amazon Capital Services	4/6/2021	26.93
APPCA210406-238	Amazon Capital Services	4/6/2021	32.31
APPCA210406-239	Amazon Capital Services	4/6/2021	40.98
APPCA210406-24	Amazon Capital Services	4/6/2021	18.26
APPCA210406-240	Amazon Capital Services	4/6/2021	9.69
APPCA210406-241	Amazon Capital Services	4/6/2021	7.53
APPCA210406-242	Amazon Capital Services	4/6/2021	26.49
APPCA210406-243	Amazon Capital Services	4/6/2021	50.07
APPCA210406-244	Amazon Capital Services	4/6/2021	51.24
APPCA210406-245	Amazon Capital Services	4/6/2021	4.79
APPCA210406-246	Amazon Capital Services	4/6/2021	77.64
APPCA210406-247	Amazon Capital Services	4/6/2021	46.10

Pacific Coast Academy**Check Register****For the period ended April 30, 2021**

Check Number	Vendor Name	Check Date	Check Amount
APPCA210406-248	Amazon Capital Services	4/6/2021	24.77
APPCA210406-249	Amazon Capital Services	4/6/2021	8.61
APPCA210406-25	Amazon Capital Services	4/6/2021	43.08
APPCA210406-250	Amazon Capital Services	4/6/2021	38.20
APPCA210406-251	Amazon Capital Services	4/6/2021	8.61
APPCA210406-252	Amazon Capital Services	4/6/2021	45.87
APPCA210406-253	Amazon Capital Services	4/6/2021	36.62
APPCA210406-254	Amazon Capital Services	4/6/2021	37.06
APPCA210406-255	Amazon Capital Services	4/6/2021	10.74
APPCA210406-256	Amazon Capital Services	4/6/2021	9.88
APPCA210406-257	Amazon Capital Services	4/6/2021	7.53
APPCA210406-258	Amazon Capital Services	4/6/2021	66.65
APPCA210406-259	Amazon Capital Services	4/6/2021	25.74
APPCA210406-26	Amazon Capital Services	4/6/2021	120.15
APPCA210406-260	Amazon Capital Services	4/6/2021	5.05
APPCA210406-261	Amazon Capital Services	4/6/2021	57.58
APPCA210406-262	Amazon Capital Services	4/6/2021	89.03
APPCA210406-263	Amazon Capital Services	4/6/2021	43.09
APPCA210406-264	Amazon Capital Services	4/6/2021	51.91
APPCA210406-265	Amazon Capital Services	4/6/2021	50.26
APPCA210406-266	Amazon Capital Services	4/6/2021	44.59
APPCA210406-267	Amazon Capital Services	4/6/2021	32.31
APPCA210406-268	Amazon Capital Services	4/6/2021	34.47
APPCA210406-269	Amazon Capital Services	4/6/2021	44.34
APPCA210406-27	Amazon Capital Services	4/6/2021	26.93
APPCA210406-270	Amazon Capital Services	4/6/2021	51.43
APPCA210406-271	Amazon Capital Services	4/6/2021	42.14
APPCA210406-272	Amazon Capital Services	4/6/2021	5.98
APPCA210406-273	Amazon Capital Services	4/6/2021	84.08
APPCA210406-274	Amazon Capital Services	4/6/2021	78.52
APPCA210406-275	Amazon Capital Services	4/6/2021	93.10
APPCA210406-276	Amazon Capital Services	4/6/2021	9.69
APPCA210406-277	Amazon Capital Services	4/6/2021	36.60
APPCA210406-278	Amazon Capital Services	4/6/2021	9.64
APPCA210406-279	Amazon Capital Services	4/6/2021	7.53
APPCA210406-28	Amazon Capital Services	4/6/2021	8.69
APPCA210406-280	Amazon Capital Services	4/6/2021	64.92
APPCA210406-281	Amazon Capital Services	4/6/2021	44.85
APPCA210406-282	Amazon Capital Services	4/6/2021	33.00
APPCA210406-283	Amazon Capital Services	4/6/2021	88.61
APPCA210406-284	Amazon Capital Services	4/6/2021	36.50
APPCA210406-285	Amazon Capital Services	4/6/2021	26.93

Pacific Coast Academy**Check Register****For the period ended April 30, 2021**

Check Number	Vendor Name	Check Date	Check Amount
APPCA210406-286	Amazon Capital Services	4/6/2021	81.88
APPCA210406-287	Amazon Capital Services	4/6/2021	311.94
APPCA210406-288	Amazon Capital Services	4/6/2021	8.50
APPCA210406-289	Amazon Capital Services	4/6/2021	53.88
APPCA210406-29	Amazon Capital Services	4/6/2021	16.31
APPCA210406-290	Amazon Capital Services	4/6/2021	67.72
APPCA210406-291	Amazon Capital Services	4/6/2021	60.54
APPCA210406-292	Amazon Capital Services	4/6/2021	32.93
APPCA210406-293	Amazon Capital Services	4/6/2021	6.66
APPCA210406-294	Amazon Capital Services	4/6/2021	54.94
APPCA210406-295	Amazon Capital Services	4/6/2021	49.09
APPCA210406-296	Amazon Capital Services	4/6/2021	56.15
APPCA210406-297	Amazon Capital Services	4/6/2021	61.42
APPCA210406-298	Amazon Capital Services	4/6/2021	26.77
APPCA210406-299	Amazon Capital Services	4/6/2021	49.94
APPCA210406-30	Amazon Capital Services	4/6/2021	10.34
APPCA210406-300	Amazon Capital Services	4/6/2021	78.64
APPCA210406-31	Amazon Capital Services	4/6/2021	64.40
APPCA210406-32	Amazon Capital Services	4/6/2021	344.79
APPCA210406-33	Amazon Capital Services	4/6/2021	25.02
APPCA210406-34	Amazon Capital Services	4/6/2021	8.10
APPCA210406-35	Amazon Capital Services	4/6/2021	26.54
APPCA210406-36	Amazon Capital Services	4/6/2021	58.35
APPCA210406-37	Amazon Capital Services	4/6/2021	26.81
APPCA210406-38	Amazon Capital Services	4/6/2021	37.45
APPCA210406-39	Amazon Capital Services	4/6/2021	81.53
APPCA210406-40	Amazon Capital Services	4/6/2021	9.50
APPCA210406-41	Amazon Capital Services	4/6/2021	56.99
APPCA210406-42	Amazon Capital Services	4/6/2021	10.76
APPCA210406-43	Amazon Capital Services	4/6/2021	53.36
APPCA210406-44	Amazon Capital Services	4/6/2021	52.79
APPCA210406-45	Amazon Capital Services	4/6/2021	27.05
APPCA210406-46	Amazon Capital Services	4/6/2021	41.15
APPCA210406-47	Amazon Capital Services	4/6/2021	37.74
APPCA210406-48	Amazon Capital Services	4/6/2021	66.15
APPCA210406-49	Amazon Capital Services	4/6/2021	36.46
APPCA210406-50	Amazon Capital Services	4/6/2021	35.51
APPCA210406-51	Amazon Capital Services	4/6/2021	14.00
APPCA210406-52	Amazon Capital Services	4/6/2021	3.25
APPCA210406-53	Amazon Capital Services	4/6/2021	8.08
APPCA210406-54	Amazon Capital Services	4/6/2021	28.10
APPCA210406-55	Amazon Capital Services	4/6/2021	7.93

Pacific Coast Academy

Check Register

For the period ended April 30, 2021

Check Number	Vendor Name	Check Date	Check Amount
APPCA210406-56	Amazon Capital Services	4/6/2021	70.99
APPCA210406-57	Amazon Capital Services	4/6/2021	34.57
APPCA210406-58	Amazon Capital Services	4/6/2021	33.44
APPCA210406-59	Amazon Capital Services	4/6/2021	6.03
APPCA210406-60	Amazon Capital Services	4/6/2021	10.05
APPCA210406-61	Amazon Capital Services	4/6/2021	26.88
APPCA210406-62	Amazon Capital Services	4/6/2021	45.22
APPCA210406-63	Amazon Capital Services	4/6/2021	44.04
APPCA210406-64	Amazon Capital Services	4/6/2021	32.30
APPCA210406-65	Amazon Capital Services	4/6/2021	44.37
APPCA210406-66	Amazon Capital Services	4/6/2021	33.38
APPCA210406-67	Amazon Capital Services	4/6/2021	46.26
APPCA210406-68	Amazon Capital Services	4/6/2021	58.22
APPCA210406-69	Amazon Capital Services	4/6/2021	61.33
APPCA210406-70	Amazon Capital Services	4/6/2021	8.39
APPCA210406-71	Amazon Capital Services	4/6/2021	39.40
APPCA210406-72	Amazon Capital Services	4/6/2021	7.56
APPCA210406-73	Amazon Capital Services	4/6/2021	62.77
APPCA210406-74	Amazon Capital Services	4/6/2021	81.41
APPCA210406-75	Amazon Capital Services	4/6/2021	51.14
APPCA210406-76	Amazon Capital Services	4/6/2021	36.30
APPCA210406-77	Amazon Capital Services	4/6/2021	5.38
APPCA210406-78	Amazon Capital Services	4/6/2021	57.77
APPCA210406-79	Amazon Capital Services	4/6/2021	34.76
APPCA210406-80	Amazon Capital Services	4/6/2021	71.48
APPCA210406-81	Amazon Capital Services	4/6/2021	73.59
APPCA210406-82	Amazon Capital Services	4/6/2021	9.73
APPCA210406-83	Amazon Capital Services	4/6/2021	25.20
APPCA210406-84	Amazon Capital Services	4/6/2021	89.45
APPCA210406-85	Amazon Capital Services	4/6/2021	37.65
APPCA210406-86	Amazon Capital Services	4/6/2021	43.09
APPCA210406-87	Amazon Capital Services	4/6/2021	552.85
APPCA210406-88	Amazon Capital Services	4/6/2021	10.86
APPCA210406-89	Amazon Capital Services	4/6/2021	7.43
APPCA210406-90	Amazon Capital Services	4/6/2021	40.16
APPCA210406-91	Amazon Capital Services	4/6/2021	7.49
APPCA210406-92	Amazon Capital Services	4/6/2021	26.66
APPCA210406-93	Amazon Capital Services	4/6/2021	52.19
APPCA210406-94	Amazon Capital Services	4/6/2021	56.82
APPCA210406-95	Amazon Capital Services	4/6/2021	78.89
APPCA210406-96	Amazon Capital Services	4/6/2021	25.83
APPCA210406-97	Amazon Capital Services	4/6/2021	26.58

Pacific Coast Academy**Check Register****For the period ended April 30, 2021**

Check Number	Vendor Name	Check Date	Check Amount
APPCA210406-98	Amazon Capital Services	4/6/2021	36.62
APPCA210406-99	Amazon Capital Services	4/6/2021	32.31
APPCA210407-01	Activities for Learning, Inc.	4/7/2021	71.78
APPCA210407-02	Aerial Theory	4/7/2021	220.00
APPCA210407-03	All About Learning Press, Inc.	4/7/2021	47.90
APPCA210407-04	All About Learning Press, Inc.	4/7/2021	159.90
APPCA210407-05	All About Learning Press, Inc.	4/7/2021	47.90
APPCA210407-06	Alvin Tutoring/ Educational Services	4/7/2021	2,900.00
APPCA210407-07	Alvin Tutoring/ Educational Services	4/7/2021	3,860.00
APPCA210407-08	Alvin Tutoring/ Educational Services	4/7/2021	770.00
APPCA210407-09	Art of Problem Solving	4/7/2021	96.00
APPCA210407-10	Art of Problem Solving	4/7/2021	67.88
APPCA210407-100	Rainbow Resource Center	4/7/2021	111.21
APPCA210407-101	Rainbow Resource Center	4/7/2021	50.15
APPCA210407-102	Rainbow Resource Center	4/7/2021	50.52
APPCA210407-103	Rainbow Resource Center	4/7/2021	23.66
APPCA210407-104	Rainbow Resource Center	4/7/2021	41.06
APPCA210407-105	Rainbow Resource Center	4/7/2021	141.18
APPCA210407-106	Rainbow Resource Center	4/7/2021	41.93
APPCA210407-107	Rainbow Resource Center	4/7/2021	76.91
APPCA210407-108	Rainbow Resource Center	4/7/2021	104.58
APPCA210407-109	Rainbow Resource Center	4/7/2021	21.24
APPCA210407-11	Art of Problem Solving	4/7/2021	272.57
APPCA210407-110	Rainbow Resource Center	4/7/2021	21.24
APPCA210407-111	Rainbow Resource Center	4/7/2021	106.09
APPCA210407-112	Rainbow Resource Center	4/7/2021	54.80
APPCA210407-113	Rainbow Resource Center	4/7/2021	133.76
APPCA210407-114	Rainbow Resource Center	4/7/2021	123.28
APPCA210407-115	Rainbow Resource Center	4/7/2021	195.11
APPCA210407-116	Rainbow Resource Center	4/7/2021	201.00
APPCA210407-117	Rainbow Resource Center	4/7/2021	193.53
APPCA210407-118	Rainbow Resource Center	4/7/2021	218.49
APPCA210407-119	Rainbow Resource Center	4/7/2021	27.92
APPCA210407-12	Art of Problem Solving	4/7/2021	294.12
APPCA210407-120	Rainbow Resource Center	4/7/2021	95.03
APPCA210407-121	Rainbow Resource Center	4/7/2021	122.11
APPCA210407-122	Rainbow Resource Center	4/7/2021	79.85
APPCA210407-123	Rainbow Resource Center	4/7/2021	19.89
APPCA210407-124	Rainbow Resource Center	4/7/2021	46.76
APPCA210407-125	Rainbow Resource Center	4/7/2021	29.00
APPCA210407-126	Ramona Saunders	4/7/2021	80.00
APPCA210407-127	Ramona Saunders	4/7/2021	130.00

Pacific Coast Academy**Check Register****For the period ended April 30, 2021**

Check Number	Vendor Name	Check Date	Check Amount
APPCA210407-128	Ramona Saunders	4/7/2021	80.00
APPCA210407-129	Ramona Saunders	4/7/2021	80.00
APPCA210407-13	Art of Problem Solving	4/7/2021	96.00
APPCA210407-130	Ramona Saunders	4/7/2021	120.00
APPCA210407-131	Ramona Saunders	4/7/2021	120.00
APPCA210407-132	Ramona Saunders	4/7/2021	120.00
APPCA210407-133	Ramona Saunders	4/7/2021	120.00
APPCA210407-134	San Diego Civic Youth Ballet	4/7/2021	90.00
APPCA210407-135	San Diego Craft Collective	4/7/2021	1,680.00
APPCA210407-136	Sand n Straw LLC	4/7/2021	440.00
APPCA210407-137	Swiftkick Martial Arts	4/7/2021	1,197.00
APPCA210407-138	Teacher Synergy, LLC	4/7/2021	28.25
APPCA210407-139	Teacher Synergy, LLC	4/7/2021	55.85
APPCA210407-14	Art of Problem Solving	4/7/2021	96.00
APPCA210407-140	Teacher Synergy, LLC	4/7/2021	9.99
APPCA210407-141	Teacher Synergy, LLC	4/7/2021	8.25
APPCA210407-142	Teacher Synergy, LLC	4/7/2021	44.63
APPCA210407-143	Teacher Synergy, LLC	4/7/2021	11.70
APPCA210407-144	Teacher Synergy, LLC	4/7/2021	4.25
APPCA210407-145	Teacher Synergy, LLC	4/7/2021	66.64
APPCA210407-146	Teacher Synergy, LLC	4/7/2021	99.00
APPCA210407-147	Teacher Synergy, LLC	4/7/2021	283.24
APPCA210407-148	Teacher Synergy, LLC	4/7/2021	10.00
APPCA210407-149	Teacher Synergy, LLC	4/7/2021	63.36
APPCA210407-15	Ashley Collins	4/7/2021	150.00
APPCA210407-150	Teacher Synergy, LLC	4/7/2021	11.60
APPCA210407-151	Teacher Synergy, LLC	4/7/2021	10.00
APPCA210407-152	Teacher Synergy, LLC	4/7/2021	33.25
APPCA210407-153	Teacher Synergy, LLC	4/7/2021	125.00
APPCA210407-154	Teacher Synergy, LLC	4/7/2021	36.00
APPCA210407-155	Teacher Synergy, LLC	4/7/2021	77.35
APPCA210407-156	Timberdoodle.com	4/7/2021	383.43
APPCA210407-157	Timberdoodle.com	4/7/2021	271.16
APPCA210407-158	Timberdoodle.com	4/7/2021	227.77
APPCA210407-159	Timberdoodle.com	4/7/2021	178.60
APPCA210407-16	Ashley Collins	4/7/2021	150.00
APPCA210407-160	Timberdoodle.com	4/7/2021	195.88
APPCA210407-161	Timberdoodle.com	4/7/2021	110.05
APPCA210407-162	Timberdoodle.com	4/7/2021	194.34
APPCA210407-163	Timberdoodle.com	4/7/2021	22.24
APPCA210407-164	Timberdoodle.com	4/7/2021	53.95
APPCA210407-165	Timberdoodle.com	4/7/2021	39.75

Pacific Coast Academy

Check Register

For the period ended April 30, 2021

Check Number	Vendor Name	Check Date	Check Amount
APPCA210407-166	Timberdoodle.com	4/7/2021	28.15
APPCA210407-167	Timberdoodle.com	4/7/2021	111.32
APPCA210407-168	Uline	4/7/2021	522.23
APPCA210407-169	Uline	4/7/2021	193.45
APPCA210407-17	BioBox Labs LLC	4/7/2021	313.39
APPCA210407-170	Vista Music	4/7/2021	1,120.00
APPCA210407-171	WM Music Lessons	4/7/2021	1,045.00
APPCA210407-18	eat2explore	4/7/2021	86.25
APPCA210407-19	eat2explore	4/7/2021	86.25
APPCA210407-20	eat2explore	4/7/2021	104.80
APPCA210407-21	eat2explore	4/7/2021	104.80
APPCA210407-22	Georgia Phipps	4/7/2021	1,650.00
APPCA210407-23	Golden State Ballet & Pilates	4/7/2021	90.00
APPCA210407-24	Golden State Ballet & Pilates	4/7/2021	260.00
APPCA210407-25	History Unboxed LLC	4/7/2021	64.15
APPCA210407-26	History Unboxed LLC	4/7/2021	66.10
APPCA210407-27	History Unboxed LLC	4/7/2021	66.10
APPCA210407-28	History Unboxed LLC	4/7/2021	66.10
APPCA210407-29	History Unboxed LLC	4/7/2021	319.46
APPCA210407-30	History Unboxed LLC	4/7/2021	66.10
APPCA210407-31	History Unboxed LLC	4/7/2021	363.23
APPCA210407-32	History Unboxed LLC	4/7/2021	68.61
APPCA210407-33	History Unboxed LLC	4/7/2021	66.10
APPCA210407-34	History Unboxed LLC	4/7/2021	123.56
APPCA210407-35	History Unboxed LLC	4/7/2021	178.51
APPCA210407-36	History Unboxed LLC	4/7/2021	66.10
APPCA210407-37	History Unboxed LLC	4/7/2021	66.10
APPCA210407-38	History Unboxed LLC	4/7/2021	66.10
APPCA210407-39	History Unboxed LLC	4/7/2021	66.10
APPCA210407-40	History Unboxed LLC	4/7/2021	77.69
APPCA210407-41	History Unboxed LLC	4/7/2021	168.75
APPCA210407-42	History Unboxed LLC	4/7/2021	167.70
APPCA210407-43	Horse Savvy Training	4/7/2021	285.00
APPCA210407-44	Horse Savvy Training	4/7/2021	95.00
APPCA210407-45	Institute for Excellence in Writing	4/7/2021	143.46
APPCA210407-46	Institute for Excellence in Writing	4/7/2021	58.80
APPCA210407-47	Institute for Excellence in Writing	4/7/2021	102.44
APPCA210407-48	Institute for Excellence in Writing	4/7/2021	46.94
APPCA210407-49	Institute for Excellence in Writing	4/7/2021	194.10
APPCA210407-50	Institute for Excellence in Writing	4/7/2021	53.85
APPCA210407-51	Institute for Excellence in Writing	4/7/2021	57.72
APPCA210407-52	Institute for Excellence in Writing	4/7/2021	263.06

Pacific Coast Academy**Check Register****For the period ended April 30, 2021**

Check Number	Vendor Name	Check Date	Check Amount
APPCA210407-53	Joann Henrickle Horsemanship	4/7/2021	110.00
APPCA210407-54	Joann Henrickle Horsemanship	4/7/2021	110.00
APPCA210407-55	Joann Henrickle Horsemanship	4/7/2021	55.00
APPCA210407-56	Laura Guerrero	4/7/2021	120.00
APPCA210407-57	Leading Note Studios	4/7/2021	157.00
APPCA210407-58	Leading Note Studios	4/7/2021	157.00
APPCA210407-59	Leading Note Studios	4/7/2021	157.00
APPCA210407-60	Lenore Johnson	4/7/2021	1,225.00
APPCA210407-61	Live Music Tutor Inc	4/7/2021	140.00
APPCA210407-62	Live Music Tutor Inc	4/7/2021	140.00
APPCA210407-63	Live Music Tutor Inc	4/7/2021	125.00
APPCA210407-64	Live Music Tutor Inc	4/7/2021	125.00
APPCA210407-65	Live Music Tutor Inc	4/7/2021	125.00
APPCA210407-66	Live Music Tutor Inc	4/7/2021	140.00
APPCA210407-67	Live Music Tutor Inc	4/7/2021	125.00
APPCA210407-68	Logic of English	4/7/2021	104.07
APPCA210407-69	Logic of English	4/7/2021	48.03
APPCA210407-70	Peace Hill Press, Inc dba Well Trained Mind Press	4/7/2021	108.90
APPCA210407-71	Peace Hill Press, Inc dba Well Trained Mind Press	4/7/2021	53.65
APPCA210407-72	Peace Hill Press, Inc dba Well Trained Mind Press	4/7/2021	217.05
APPCA210407-73	Peace Hill Press, Inc dba Well Trained Mind Press	4/7/2021	52.35
APPCA210407-74	Peace Hill Press, Inc dba Well Trained Mind Press	4/7/2021	70.75
APPCA210407-75	Peace Hill Press, Inc dba Well Trained Mind Press	4/7/2021	175.79
APPCA210407-76	Provenance	4/7/2021	115,905.00
APPCA210407-77	Rachel Urbina	4/7/2021	180.00
APPCA210407-78	Rainbow Resource Center	4/7/2021	69.90
APPCA210407-79	Rainbow Resource Center	4/7/2021	109.49
APPCA210407-80	Rainbow Resource Center	4/7/2021	21.22
APPCA210407-81	Rainbow Resource Center	4/7/2021	42.46
APPCA210407-82	Rainbow Resource Center	4/7/2021	15.52
APPCA210407-83	Rainbow Resource Center	4/7/2021	41.17
APPCA210407-84	Rainbow Resource Center	4/7/2021	29.37
APPCA210407-85	Rainbow Resource Center	4/7/2021	12.96
APPCA210407-86	Rainbow Resource Center	4/7/2021	21.43
APPCA210407-87	Rainbow Resource Center	4/7/2021	23.34
APPCA210407-88	Rainbow Resource Center	4/7/2021	173.03
APPCA210407-89	Rainbow Resource Center	4/7/2021	43.06
APPCA210407-90	Rainbow Resource Center	4/7/2021	740.85
APPCA210407-91	Rainbow Resource Center	4/7/2021	57.07
APPCA210407-92	Rainbow Resource Center	4/7/2021	57.90
APPCA210407-93	Rainbow Resource Center	4/7/2021	39.18
APPCA210407-94	Rainbow Resource Center	4/7/2021	178.62

Pacific Coast Academy

Check Register

For the period ended April 30, 2021

Check Number	Vendor Name	Check Date	Check Amount
APPCA210407-95	Rainbow Resource Center	4/7/2021	105.32
APPCA210407-96	Rainbow Resource Center	4/7/2021	67.69
APPCA210407-97	Rainbow Resource Center	4/7/2021	131.86
APPCA210407-98	Rainbow Resource Center	4/7/2021	15.31
APPCA210407-99	Rainbow Resource Center	4/7/2021	168.33
APPCA210408-01	Amazon Capital Services	4/8/2021	7.53
APPCA210408-02	Amazon Capital Services	4/8/2021	8.61
APPCA210408-03	Amazon Capital Services	4/8/2021	8.02
APPCA210408-04	Amazon Capital Services	4/8/2021	30.70
APPCA210408-05	Amazon Capital Services	4/8/2021	30.26
APPCA210408-06	Amazon Capital Services	4/8/2021	30.79
APPCA210408-07	Amazon Capital Services	4/8/2021	18.55
APPCA210408-08	Amazon Capital Services	4/8/2021	6.45
APPCA210408-09	Amazon Capital Services	4/8/2021	18.32
APPCA210408-10	Amazon Capital Services	4/8/2021	21.60
APPCA210408-100	Amazon Capital Services	4/8/2021	38.33
APPCA210408-101	Amazon Capital Services	4/8/2021	32.46
APPCA210408-102	Amazon Capital Services	4/8/2021	45.10
APPCA210408-103	Amazon Capital Services	4/8/2021	26.93
APPCA210408-104	Amazon Capital Services	4/8/2021	65.53
APPCA210408-105	Amazon Capital Services	4/8/2021	32.30
APPCA210408-106	Amazon Capital Services	4/8/2021	30.11
APPCA210408-107	Amazon Capital Services	4/8/2021	24.66
APPCA210408-108	Amazon Capital Services	4/8/2021	17.58
APPCA210408-109	Amazon Capital Services	4/8/2021	9.26
APPCA210408-11	Amazon Capital Services	4/8/2021	108.13
APPCA210408-110	Amazon Capital Services	4/8/2021	21.97
APPCA210408-111	Amazon Capital Services	4/8/2021	32.41
APPCA210408-112	Amazon Capital Services	4/8/2021	45.24
APPCA210408-113	Amazon Capital Services	4/8/2021	91.02
APPCA210408-114	Amazon Capital Services	4/8/2021	35.83
APPCA210408-115	Amazon Capital Services	4/8/2021	2.59
APPCA210408-116	Amazon Capital Services	4/8/2021	58.83
APPCA210408-117	Amazon Capital Services	4/8/2021	113.47
APPCA210408-118	Amazon Capital Services	4/8/2021	16.38
APPCA210408-119	Amazon Capital Services	4/8/2021	32.31
APPCA210408-12	Amazon Capital Services	4/8/2021	21.32
APPCA210408-120	Amazon Capital Services	4/8/2021	33.05
APPCA210408-121	Amazon Capital Services	4/8/2021	17.23
APPCA210408-122	Amazon Capital Services	4/8/2021	17.89
APPCA210408-123	Amazon Capital Services	4/8/2021	19.38
APPCA210408-124	Amazon Capital Services	4/8/2021	4.85

Pacific Coast Academy**Check Register****For the period ended April 30, 2021**

Check Number	Vendor Name	Check Date	Check Amount
APPCA210408-125	Amazon Capital Services	4/8/2021	23.69
APPCA210408-126	Amazon Capital Services	4/8/2021	27.96
APPCA210408-127	Amazon Capital Services	4/8/2021	29.38
APPCA210408-128	Amazon Capital Services	4/8/2021	59.55
APPCA210408-129	Amazon Capital Services	4/8/2021	31.00
APPCA210408-13	Amazon Capital Services	4/8/2021	9.90
APPCA210408-130	Amazon Capital Services	4/8/2021	11.84
APPCA210408-131	Amazon Capital Services	4/8/2021	10.77
APPCA210408-132	Amazon Capital Services	4/8/2021	26.93
APPCA210408-133	Amazon Capital Services	4/8/2021	45.61
APPCA210408-134	Amazon Capital Services	4/8/2021	46.84
APPCA210408-135	Amazon Capital Services	4/8/2021	34.82
APPCA210408-136	Amazon Capital Services	4/8/2021	10.21
APPCA210408-137	Amazon Capital Services	4/8/2021	41.26
APPCA210408-138	Amazon Capital Services	4/8/2021	41.71
APPCA210408-139	Amazon Capital Services	4/8/2021	83.80
APPCA210408-14	Amazon Capital Services	4/8/2021	3.76
APPCA210408-140	Amazon Capital Services	4/8/2021	33.32
APPCA210408-141	Amazon Capital Services	4/8/2021	10.76
APPCA210408-142	Amazon Capital Services	4/8/2021	43.05
APPCA210408-143	Amazon Capital Services	4/8/2021	30.73
APPCA210408-144	Amazon Capital Services	4/8/2021	8.45
APPCA210408-145	Amazon Capital Services	4/8/2021	41.91
APPCA210408-146	Amazon Capital Services	4/8/2021	63.33
APPCA210408-147	Amazon Capital Services	4/8/2021	25.97
APPCA210408-148	Amazon Capital Services	4/8/2021	39.89
APPCA210408-149	Amazon Capital Services	4/8/2021	34.48
APPCA210408-15	Amazon Capital Services	4/8/2021	42.53
APPCA210408-150	Amazon Capital Services	4/8/2021	7.41
APPCA210408-151	Amazon Capital Services	4/8/2021	19.28
APPCA210408-152	Amazon Capital Services	4/8/2021	42.60
APPCA210408-153	Amazon Capital Services	4/8/2021	58.57
APPCA210408-154	Amazon Capital Services	4/8/2021	77.57
APPCA210408-155	Amazon Capital Services	4/8/2021	70.03
APPCA210408-156	Amazon Capital Services	4/8/2021	12.92
APPCA210408-157	Amazon Capital Services	4/8/2021	79.66
APPCA210408-158	Amazon Capital Services	4/8/2021	39.84
APPCA210408-159	Amazon Capital Services	4/8/2021	82.35
APPCA210408-16	Amazon Capital Services	4/8/2021	69.68
APPCA210408-160	Amazon Capital Services	4/8/2021	40.95
APPCA210408-161	Amazon Capital Services	4/8/2021	22.60
APPCA210408-162	Amazon Capital Services	4/8/2021	37.59

Pacific Coast Academy

Check Register

For the period ended April 30, 2021

Check Number	Vendor Name	Check Date	Check Amount
APPCA210408-163	Amazon Capital Services	4/8/2021	44.16
APPCA210408-164	Amazon Capital Services	4/8/2021	25.84
APPCA210408-165	Amazon Capital Services	4/8/2021	80.80
APPCA210408-166	Amazon Capital Services	4/8/2021	6.01
APPCA210408-167	Amazon Capital Services	4/8/2021	16.15
APPCA210408-168	Amazon Capital Services	4/8/2021	75.95
APPCA210408-169	Amazon Capital Services	4/8/2021	107.74
APPCA210408-17	Amazon Capital Services	4/8/2021	75.22
APPCA210408-170	Amazon Capital Services	4/8/2021	59.12
APPCA210408-171	Amazon Capital Services	4/8/2021	20.03
APPCA210408-172	Amazon Capital Services	4/8/2021	51.40
APPCA210408-173	Amazon Capital Services	4/8/2021	18.31
APPCA210408-174	Amazon Capital Services	4/8/2021	140.06
APPCA210408-175	Amazon Capital Services	4/8/2021	196.38
APPCA210408-176	Amazon Capital Services	4/8/2021	30.64
APPCA210408-177	Amazon Capital Services	4/8/2021	10.76
APPCA210408-178	Amazon Capital Services	4/8/2021	19.92
APPCA210408-179	Amazon Capital Services	4/8/2021	8.61
APPCA210408-18	Amazon Capital Services	4/8/2021	30.12
APPCA210408-180	Amazon Capital Services	4/8/2021	64.65
APPCA210408-181	Amazon Capital Services	4/8/2021	60.04
APPCA210408-182	Amazon Capital Services	4/8/2021	34.43
APPCA210408-183	Amazon Capital Services	4/8/2021	37.16
APPCA210408-184	Amazon Capital Services	4/8/2021	92.05
APPCA210408-185	Amazon Capital Services	4/8/2021	63.56
APPCA210408-186	Amazon Capital Services	4/8/2021	36.32
APPCA210408-187	Amazon Capital Services	4/8/2021	20.69
APPCA210408-188	Amazon Capital Services	4/8/2021	32.88
APPCA210408-189	Amazon Capital Services	4/8/2021	42.92
APPCA210408-19	Amazon Capital Services	4/8/2021	40.08
APPCA210408-190	Amazon Capital Services	4/8/2021	18.31
APPCA210408-191	Amazon Capital Services	4/8/2021	17.86
APPCA210408-192	Amazon Capital Services	4/8/2021	9.69
APPCA210408-193	Amazon Capital Services	4/8/2021	32.22
APPCA210408-194	Amazon Capital Services	4/8/2021	4.32
APPCA210408-195	Amazon Capital Services	4/8/2021	6.42
APPCA210408-196	Amazon Capital Services	4/8/2021	110.96
APPCA210408-197	Amazon Capital Services	4/8/2021	45.69
APPCA210408-198	Amazon Capital Services	4/8/2021	97.41
APPCA210408-199	Amazon Capital Services	4/8/2021	102.36
APPCA210408-20	Amazon Capital Services	4/8/2021	41.85
APPCA210408-200	Amazon Capital Services	4/8/2021	11.85

Pacific Coast Academy

Check Register

For the period ended April 30, 2021

Check Number	Vendor Name	Check Date	Check Amount
APPCA210408-201	Amazon Capital Services	4/8/2021	17.46
APPCA210408-202	Amazon Capital Services	4/8/2021	27.05
APPCA210408-203	Amazon Capital Services	4/8/2021	59.25
APPCA210408-204	Amazon Capital Services	4/8/2021	29.63
APPCA210408-205	Amazon Capital Services	4/8/2021	23.69
APPCA210408-206	Amazon Capital Services	4/8/2021	32.17
APPCA210408-207	Amazon Capital Services	4/8/2021	17.01
APPCA210408-208	Amazon Capital Services	4/8/2021	16.15
APPCA210408-209	Amazon Capital Services	4/8/2021	10.54
APPCA210408-21	Amazon Capital Services	4/8/2021	11.37
APPCA210408-210	Amazon Capital Services	4/8/2021	194.84
APPCA210408-211	Amazon Capital Services	4/8/2021	45.41
APPCA210408-212	Amazon Capital Services	4/8/2021	35.89
APPCA210408-213	Amazon Capital Services	4/8/2021	36.81
APPCA210408-214	Amazon Capital Services	4/8/2021	69.28
APPCA210408-215	Amazon Capital Services	4/8/2021	49.82
APPCA210408-216	Amazon Capital Services	4/8/2021	80.04
APPCA210408-217	Amazon Capital Services	4/8/2021	19.42
APPCA210408-218	Amazon Capital Services	4/8/2021	64.64
APPCA210408-219	Amazon Capital Services	4/8/2021	25.62
APPCA210408-22	Amazon Capital Services	4/8/2021	39.89
APPCA210408-220	Amazon Capital Services	4/8/2021	6.94
APPCA210408-221	Amazon Capital Services	4/8/2021	12.39
APPCA210408-222	Amazon Capital Services	4/8/2021	39.40
APPCA210408-223	Amazon Capital Services	4/8/2021	17.41
APPCA210408-224	Amazon Capital Services	4/8/2021	33.54
APPCA210408-225	Amazon Capital Services	4/8/2021	18.30
APPCA210408-226	Amazon Capital Services	4/8/2021	68.20
APPCA210408-227	Amazon Capital Services	4/8/2021	21.53
APPCA210408-228	Amazon Capital Services	4/8/2021	20.73
APPCA210408-229	Amazon Capital Services	4/8/2021	20.46
APPCA210408-23	Amazon Capital Services	4/8/2021	31.52
APPCA210408-230	Amazon Capital Services	4/8/2021	33.10
APPCA210408-231	Amazon Capital Services	4/8/2021	102.06
APPCA210408-232	Amazon Capital Services	4/8/2021	59.02
APPCA210408-233	Amazon Capital Services	4/8/2021	29.35
APPCA210408-234	Amazon Capital Services	4/8/2021	2.47
APPCA210408-235	Amazon Capital Services	4/8/2021	72.91
APPCA210408-236	Amazon Capital Services	4/8/2021	39.74
APPCA210408-237	Amazon Capital Services	4/8/2021	22.51
APPCA210408-238	Amazon Capital Services	4/8/2021	13.10
APPCA210408-239	Amazon Capital Services	4/8/2021	18.28

Pacific Coast Academy**Check Register****For the period ended April 30, 2021**

Check Number	Vendor Name	Check Date	Check Amount
APPCA210408-24	Amazon Capital Services	4/8/2021	30.37
APPCA210408-240	Amazon Capital Services	4/8/2021	16.28
APPCA210408-241	Amazon Capital Services	4/8/2021	46.55
APPCA210408-242	Amazon Capital Services	4/8/2021	17.78
APPCA210408-243	Amazon Capital Services	4/8/2021	30.87
APPCA210408-244	Amazon Capital Services	4/8/2021	46.87
APPCA210408-245	Amazon Capital Services	4/8/2021	54.41
APPCA210408-246	Amazon Capital Services	4/8/2021	19.38
APPCA210408-247	Amazon Capital Services	4/8/2021	21.49
APPCA210408-248	Amazon Capital Services	4/8/2021	6.13
APPCA210408-249	Amazon Capital Services	4/8/2021	64.21
APPCA210408-25	Amazon Capital Services	4/8/2021	17.20
APPCA210408-250	Amazon Capital Services	4/8/2021	9.24
APPCA210408-251	Amazon Capital Services	4/8/2021	93.30
APPCA210408-252	Amazon Capital Services	4/8/2021	21.23
APPCA210408-253	Amazon Capital Services	4/8/2021	62.26
APPCA210408-254	Amazon Capital Services	4/8/2021	6.06
APPCA210408-255	Amazon Capital Services	4/8/2021	7.56
APPCA210408-256	Amazon Capital Services	4/8/2021	6.44
APPCA210408-257	Amazon Capital Services	4/8/2021	18.74
APPCA210408-258	Amazon Capital Services	4/8/2021	8.67
APPCA210408-259	Amazon Capital Services	4/8/2021	20.35
APPCA210408-26	Amazon Capital Services	4/8/2021	11.63
APPCA210408-260	Amazon Capital Services	4/8/2021	4.30
APPCA210408-261	Amazon Capital Services	4/8/2021	34.35
APPCA210408-262	Amazon Capital Services	4/8/2021	6.95
APPCA210408-263	Amazon Capital Services	4/8/2021	67.87
APPCA210408-264	Amazon Capital Services	4/8/2021	20.46
APPCA210408-265	Amazon Capital Services	4/8/2021	9.74
APPCA210408-266	Amazon Capital Services	4/8/2021	32.15
APPCA210408-267	Amazon Capital Services	4/8/2021	18.29
APPCA210408-268	Amazon Capital Services	4/8/2021	221.53
APPCA210408-269	Amazon Capital Services	4/8/2021	50.59
APPCA210408-27	Amazon Capital Services	4/8/2021	112.39
APPCA210408-270	Amazon Capital Services	4/8/2021	36.29
APPCA210408-271	Amazon Capital Services	4/8/2021	6.45
APPCA210408-272	Amazon Capital Services	4/8/2021	17.13
APPCA210408-273	Amazon Capital Services	4/8/2021	27.80
APPCA210408-274	Amazon Capital Services	4/8/2021	85.38
APPCA210408-275	Amazon Capital Services	4/8/2021	11.92
APPCA210408-276	Amazon Capital Services	4/8/2021	30.55
APPCA210408-277	Amazon Capital Services	4/8/2021	32.31

Pacific Coast Academy

Check Register

For the period ended April 30, 2021

Check Number	Vendor Name	Check Date	Check Amount
APPCA210408-278	Amazon Capital Services	4/8/2021	67.68
APPCA210408-279	Amazon Capital Services	4/8/2021	40.45
APPCA210408-28	Amazon Capital Services	4/8/2021	43.59
APPCA210408-280	Amazon Capital Services	4/8/2021	26.50
APPCA210408-281	Amazon Capital Services	4/8/2021	13.10
APPCA210408-282	Amazon Capital Services	4/8/2021	64.94
APPCA210408-283	Amazon Capital Services	4/8/2021	24.76
APPCA210408-284	Amazon Capital Services	4/8/2021	162.36
APPCA210408-285	Amazon Capital Services	4/8/2021	31.23
APPCA210408-286	Amazon Capital Services	4/8/2021	33.44
APPCA210408-287	Amazon Capital Services	4/8/2021	33.19
APPCA210408-288	Amazon Capital Services	4/8/2021	86.58
APPCA210408-289	Amazon Capital Services	4/8/2021	18.31
APPCA210408-29	Amazon Capital Services	4/8/2021	74.05
APPCA210408-290	Amazon Capital Services	4/8/2021	16.38
APPCA210408-291	Amazon Capital Services	4/8/2021	80.56
APPCA210408-292	Amazon Capital Services	4/8/2021	35.29
APPCA210408-293	Amazon Capital Services	4/8/2021	8.67
APPCA210408-294	Amazon Capital Services	4/8/2021	85.96
APPCA210408-295	Amazon Capital Services	4/8/2021	43.09
APPCA210408-296	Amazon Capital Services	4/8/2021	33.79
APPCA210408-297	Amazon Capital Services	4/8/2021	6.45
APPCA210408-298	Amazon Capital Services	4/8/2021	16.16
APPCA210408-30	Amazon Capital Services	4/8/2021	40.12
APPCA210408-31	Amazon Capital Services	4/8/2021	58.89
APPCA210408-32	Amazon Capital Services	4/8/2021	62.84
APPCA210408-33	Amazon Capital Services	4/8/2021	3.23
APPCA210408-34	Amazon Capital Services	4/8/2021	70.03
APPCA210408-35	Amazon Capital Services	4/8/2021	16.16
APPCA210408-36	Amazon Capital Services	4/8/2021	19.22
APPCA210408-37	Amazon Capital Services	4/8/2021	17.23
APPCA210408-38	Amazon Capital Services	4/8/2021	8.61
APPCA210408-39	Amazon Capital Services	4/8/2021	37.83
APPCA210408-40	Amazon Capital Services	4/8/2021	17.78
APPCA210408-41	Amazon Capital Services	4/8/2021	18.00
APPCA210408-42	Amazon Capital Services	4/8/2021	8.47
APPCA210408-43	Amazon Capital Services	4/8/2021	13.99
APPCA210408-44	Amazon Capital Services	4/8/2021	11.38
APPCA210408-45	Amazon Capital Services	4/8/2021	8.69
APPCA210408-46	Amazon Capital Services	4/8/2021	4.26
APPCA210408-47	Amazon Capital Services	4/8/2021	20.46
APPCA210408-48	Amazon Capital Services	4/8/2021	32.31

Pacific Coast Academy**Check Register****For the period ended April 30, 2021**

Check Number	Vendor Name	Check Date	Check Amount
APPCA210408-49	Amazon Capital Services	4/8/2021	30.38
APPCA210408-50	Amazon Capital Services	4/8/2021	8.65
APPCA210408-51	Amazon Capital Services	4/8/2021	18.21
APPCA210408-52	Amazon Capital Services	4/8/2021	40.91
APPCA210408-53	Amazon Capital Services	4/8/2021	42.93
APPCA210408-54	Amazon Capital Services	4/8/2021	16.22
APPCA210408-55	Amazon Capital Services	4/8/2021	60.71
APPCA210408-56	Amazon Capital Services	4/8/2021	103.84
APPCA210408-57	Amazon Capital Services	4/8/2021	16.30
APPCA210408-58	Amazon Capital Services	4/8/2021	28.65
APPCA210408-59	Amazon Capital Services	4/8/2021	11.72
APPCA210408-60	Amazon Capital Services	4/8/2021	7.49
APPCA210408-61	Amazon Capital Services	4/8/2021	62.28
APPCA210408-62	Amazon Capital Services	4/8/2021	16.18
APPCA210408-63	Amazon Capital Services	4/8/2021	97.04
APPCA210408-64	Amazon Capital Services	4/8/2021	44.52
APPCA210408-65	Amazon Capital Services	4/8/2021	16.66
APPCA210408-66	Amazon Capital Services	4/8/2021	12.05
APPCA210408-67	Amazon Capital Services	4/8/2021	8.61
APPCA210408-68	Amazon Capital Services	4/8/2021	17.22
APPCA210408-69	Amazon Capital Services	4/8/2021	17.19
APPCA210408-70	Amazon Capital Services	4/8/2021	36.13
APPCA210408-71	Amazon Capital Services	4/8/2021	38.29
APPCA210408-72	Amazon Capital Services	4/8/2021	20.46
APPCA210408-73	Amazon Capital Services	4/8/2021	10.55
APPCA210408-74	Amazon Capital Services	4/8/2021	107.74
APPCA210408-75	Amazon Capital Services	4/8/2021	73.61
APPCA210408-76	Amazon Capital Services	4/8/2021	22.80
APPCA210408-77	Amazon Capital Services	4/8/2021	94.65
APPCA210408-78	Amazon Capital Services	4/8/2021	7.64
APPCA210408-79	Amazon Capital Services	4/8/2021	43.27
APPCA210408-80	Amazon Capital Services	4/8/2021	58.19
APPCA210408-81	Amazon Capital Services	4/8/2021	7.53
APPCA210408-82	Amazon Capital Services	4/8/2021	31.23
APPCA210408-83	Amazon Capital Services	4/8/2021	17.23
APPCA210408-84	Amazon Capital Services	4/8/2021	19.47
APPCA210408-85	Amazon Capital Services	4/8/2021	31.25
APPCA210408-86	Amazon Capital Services	4/8/2021	30.82
APPCA210408-87	Amazon Capital Services	4/8/2021	30.57
APPCA210408-88	Amazon Capital Services	4/8/2021	19.01
APPCA210408-89	Amazon Capital Services	4/8/2021	6.44
APPCA210408-90	Amazon Capital Services	4/8/2021	16.38

Pacific Coast Academy**Check Register****For the period ended April 30, 2021**

Check Number	Vendor Name	Check Date	Check Amount
APPCA210408-91	Amazon Capital Services	4/8/2021	37.60
APPCA210408-92	Amazon Capital Services	4/8/2021	26.92
APPCA210408-93	Amazon Capital Services	4/8/2021	16.85
APPCA210408-94	Amazon Capital Services	4/8/2021	41.19
APPCA210408-95	Amazon Capital Services	4/8/2021	8.31
APPCA210408-96	Amazon Capital Services	4/8/2021	8.31
APPCA210408-97	Amazon Capital Services	4/8/2021	39.06
APPCA210408-98	Amazon Capital Services	4/8/2021	72.18
APPCA210408-99	Amazon Capital Services	4/8/2021	31.25
APPCA210413-01	Amazon Capital Services	4/13/2021	279.65
APPCA210413-02	Amazon Capital Services	4/13/2021	22.47
APPCA210413-03	Amazon Capital Services	4/13/2021	17.96
APPCA210413-04	Amazon Capital Services	4/13/2021	12.87
APPCA210413-05	Amazon Capital Services	4/13/2021	15.07
APPCA210413-06	Amazon Capital Services	4/13/2021	28.24
APPCA210413-07	Amazon Capital Services	4/13/2021	18.99
APPCA210413-08	Amazon Capital Services	4/13/2021	61.84
APPCA210413-09	Amazon Capital Services	4/13/2021	11.78
APPCA210413-10	Amazon Capital Services	4/13/2021	42.85
APPCA210413-100	Amazon Capital Services	4/13/2021	53.85
APPCA210413-101	Amazon Capital Services	4/13/2021	16.15
APPCA210413-102	Amazon Capital Services	4/13/2021	33.31
APPCA210413-103	Amazon Capital Services	4/13/2021	47.73
APPCA210413-104	Amazon Capital Services	4/13/2021	30.18
APPCA210413-105	Amazon Capital Services	4/13/2021	17.35
APPCA210413-106	Amazon Capital Services	4/13/2021	14.00
APPCA210413-107	Amazon Capital Services	4/13/2021	22.51
APPCA210413-108	Amazon Capital Services	4/13/2021	34.62
APPCA210413-109	Amazon Capital Services	4/13/2021	4.93
APPCA210413-11	Amazon Capital Services	4/13/2021	21.74
APPCA210413-110	Amazon Capital Services	4/13/2021	5.86
APPCA210413-111	Amazon Capital Services	4/13/2021	14.19
APPCA210413-112	Amazon Capital Services	4/13/2021	6.45
APPCA210413-113	Amazon Capital Services	4/13/2021	87.12
APPCA210413-114	Amazon Capital Services	4/13/2021	32.31
APPCA210413-115	Amazon Capital Services	4/13/2021	59.10
APPCA210413-116	Amazon Capital Services	4/13/2021	2.03
APPCA210413-117	Amazon Capital Services	4/13/2021	28.10
APPCA210413-118	Amazon Capital Services	4/13/2021	115.22
APPCA210413-119	Amazon Capital Services	4/13/2021	25.97
APPCA210413-12	Amazon Capital Services	4/13/2021	12.67
APPCA210413-120	Amazon Capital Services	4/13/2021	48.36

Pacific Coast Academy**Check Register****For the period ended April 30, 2021**

Check Number	Vendor Name	Check Date	Check Amount
APPCA210413-121	Amazon Capital Services	4/13/2021	14.72
APPCA210413-122	Amazon Capital Services	4/13/2021	21.58
APPCA210413-123	Amazon Capital Services	4/13/2021	15.07
APPCA210413-124	Amazon Capital Services	4/13/2021	17.36
APPCA210413-125	Amazon Capital Services	4/13/2021	38.74
APPCA210413-126	Amazon Capital Services	4/13/2021	10.80
APPCA210413-127	Amazon Capital Services	4/13/2021	87.53
APPCA210413-128	Amazon Capital Services	4/13/2021	64.93
APPCA210413-129	Amazon Capital Services	4/13/2021	26.93
APPCA210413-13	Amazon Capital Services	4/13/2021	24.66
APPCA210413-130	Amazon Capital Services	4/13/2021	51.02
APPCA210413-131	Amazon Capital Services	4/13/2021	16.14
APPCA210413-132	Amazon Capital Services	4/13/2021	75.41
APPCA210413-133	Amazon Capital Services	4/13/2021	96.87
APPCA210413-134	Amazon Capital Services	4/13/2021	14.92
APPCA210413-135	Amazon Capital Services	4/13/2021	3.75
APPCA210413-136	Amazon Capital Services	4/13/2021	14.27
APPCA210413-137	Amazon Capital Services	4/13/2021	48.02
APPCA210413-138	Amazon Capital Services	4/13/2021	116.30
APPCA210413-139	Amazon Capital Services	4/13/2021	1,124.96
APPCA210413-14	Amazon Capital Services	4/13/2021	49.44
APPCA210413-140	Amazon Capital Services	4/13/2021	26.94
APPCA210413-141	Amazon Capital Services	4/13/2021	51.36
APPCA210413-142	Amazon Capital Services	4/13/2021	27.38
APPCA210413-143	Amazon Capital Services	4/13/2021	59.74
APPCA210413-144	Amazon Capital Services	4/13/2021	48.68
APPCA210413-145	Amazon Capital Services	4/13/2021	25.81
APPCA210413-146	Amazon Capital Services	4/13/2021	15.07
APPCA210413-147	Amazon Capital Services	4/13/2021	26.93
APPCA210413-148	Amazon Capital Services	4/13/2021	5.06
APPCA210413-149	Amazon Capital Services	4/13/2021	14.47
APPCA210413-15	Amazon Capital Services	4/13/2021	24.95
APPCA210413-150	Amazon Capital Services	4/13/2021	34.03
APPCA210413-151	Amazon Capital Services	4/13/2021	21.50
APPCA210413-152	Amazon Capital Services	4/13/2021	9.08
APPCA210413-153	Amazon Capital Services	4/13/2021	50.02
APPCA210413-154	Amazon Capital Services	4/13/2021	5.16
APPCA210413-155	Amazon Capital Services	4/13/2021	55.22
APPCA210413-156	Amazon Capital Services	4/13/2021	7.53
APPCA210413-157	Amazon Capital Services	4/13/2021	16.15
APPCA210413-158	Amazon Capital Services	4/13/2021	6.80
APPCA210413-159	Amazon Capital Services	4/13/2021	50.85

Pacific Coast Academy**Check Register****For the period ended April 30, 2021**

Check Number	Vendor Name	Check Date	Check Amount
APPCA210413-16	Amazon Capital Services	4/13/2021	71.56
APPCA210413-160	Amazon Capital Services	4/13/2021	46.10
APPCA210413-161	Amazon Capital Services	4/13/2021	14.12
APPCA210413-162	Amazon Capital Services	4/13/2021	129.26
APPCA210413-163	Amazon Capital Services	4/13/2021	4.62
APPCA210413-164	Amazon Capital Services	4/13/2021	21.70
APPCA210413-165	Amazon Capital Services	4/13/2021	4.62
APPCA210413-166	Amazon Capital Services	4/13/2021	7.42
APPCA210413-167	Amazon Capital Services	4/13/2021	47.68
APPCA210413-168	Amazon Capital Services	4/13/2021	16.54
APPCA210413-169	Amazon Capital Services	4/13/2021	139.96
APPCA210413-17	Amazon Capital Services	4/13/2021	76.82
APPCA210413-170	Amazon Capital Services	4/13/2021	28.00
APPCA210413-171	Amazon Capital Services	4/13/2021	26.40
APPCA210413-172	Amazon Capital Services	4/13/2021	29.50
APPCA210413-173	Amazon Capital Services	4/13/2021	7.51
APPCA210413-174	Amazon Capital Services	4/13/2021	6.47
APPCA210413-175	Amazon Capital Services	4/13/2021	45.33
APPCA210413-176	Amazon Capital Services	4/13/2021	73.26
APPCA210413-177	Amazon Capital Services	4/13/2021	20.51
APPCA210413-178	Amazon Capital Services	4/13/2021	34.78
APPCA210413-179	Amazon Capital Services	4/13/2021	6.45
APPCA210413-18	Amazon Capital Services	4/13/2021	55.01
APPCA210413-180	Amazon Capital Services	4/13/2021	5.89
APPCA210413-181	Amazon Capital Services	4/13/2021	17.12
APPCA210413-182	Amazon Capital Services	4/13/2021	159.33
APPCA210413-183	Amazon Capital Services	4/13/2021	127.23
APPCA210413-184	Amazon Capital Services	4/13/2021	64.64
APPCA210413-185	Amazon Capital Services	4/13/2021	48.24
APPCA210413-186	Amazon Capital Services	4/13/2021	8.65
APPCA210413-187	Amazon Capital Services	4/13/2021	115.13
APPCA210413-188	Amazon Capital Services	4/13/2021	10.72
APPCA210413-189	Amazon Capital Services	4/13/2021	17.31
APPCA210413-19	Amazon Capital Services	4/13/2021	74.52
APPCA210413-190	Amazon Capital Services	4/13/2021	19.60
APPCA210413-191	Amazon Capital Services	4/13/2021	48.20
APPCA210413-192	Amazon Capital Services	4/13/2021	16.15
APPCA210413-193	Amazon Capital Services	4/13/2021	13.95
APPCA210413-194	Amazon Capital Services	4/13/2021	15.66
APPCA210413-195	Amazon Capital Services	4/13/2021	57.78
APPCA210413-196	Amazon Capital Services	4/13/2021	22.55
APPCA210413-197	Amazon Capital Services	4/13/2021	58.00

Pacific Coast Academy**Check Register****For the period ended April 30, 2021**

Check Number	Vendor Name	Check Date	Check Amount
APPCA210413-198	Amazon Capital Services	4/13/2021	12.95
APPCA210413-199	Amazon Capital Services	4/13/2021	51.23
APPCA210413-20	Amazon Capital Services	4/13/2021	44.95
APPCA210413-200	Amazon Capital Services	4/13/2021	16.10
APPCA210413-201	Amazon Capital Services	4/13/2021	12.92
APPCA210413-202	Amazon Capital Services	4/13/2021	82.34
APPCA210413-203	Amazon Capital Services	4/13/2021	52.61
APPCA210413-204	Amazon Capital Services	4/13/2021	27.14
APPCA210413-205	Amazon Capital Services	4/13/2021	58.09
APPCA210413-206	Amazon Capital Services	4/13/2021	7.60
APPCA210413-207	Amazon Capital Services	4/13/2021	10.86
APPCA210413-208	Amazon Capital Services	4/13/2021	2.14
APPCA210413-209	Amazon Capital Services	4/13/2021	15.14
APPCA210413-21	Amazon Capital Services	4/13/2021	101.27
APPCA210413-210	Amazon Capital Services	4/13/2021	59.16
APPCA210413-211	Amazon Capital Services	4/13/2021	59.86
APPCA210413-212	Amazon Capital Services	4/13/2021	15.73
APPCA210413-213	Amazon Capital Services	4/13/2021	17.22
APPCA210413-214	Amazon Capital Services	4/13/2021	64.94
APPCA210413-215	Amazon Capital Services	4/13/2021	70.53
APPCA210413-216	Amazon Capital Services	4/13/2021	21.54
APPCA210413-217	Amazon Capital Services	4/13/2021	15.53
APPCA210413-218	Amazon Capital Services	4/13/2021	21.54
APPCA210413-219	Amazon Capital Services	4/13/2021	10.91
APPCA210413-22	Amazon Capital Services	4/13/2021	20.45
APPCA210413-220	Amazon Capital Services	4/13/2021	55.02
APPCA210413-221	Amazon Capital Services	4/13/2021	36.35
APPCA210413-222	Amazon Capital Services	4/13/2021	20.24
APPCA210413-223	Amazon Capital Services	4/13/2021	116.36
APPCA210413-224	Amazon Capital Services	4/13/2021	4.84
APPCA210413-225	Amazon Capital Services	4/13/2021	24.66
APPCA210413-226	Amazon Capital Services	4/13/2021	10.76
APPCA210413-227	Amazon Capital Services	4/13/2021	26.93
APPCA210413-228	Amazon Capital Services	4/13/2021	37.87
APPCA210413-229	Amazon Capital Services	4/13/2021	51.85
APPCA210413-23	Amazon Capital Services	4/13/2021	17.22
APPCA210413-230	Amazon Capital Services	4/13/2021	18.31
APPCA210413-231	Amazon Capital Services	4/13/2021	57.08
APPCA210413-232	Amazon Capital Services	4/13/2021	14.00
APPCA210413-233	Amazon Capital Services	4/13/2021	54.20
APPCA210413-234	Amazon Capital Services	4/13/2021	67.06
APPCA210413-235	Amazon Capital Services	4/13/2021	76.37

Pacific Coast Academy**Check Register****For the period ended April 30, 2021**

Check Number	Vendor Name	Check Date	Check Amount
APPCA210413-236	Amazon Capital Services	4/13/2021	21.77
APPCA210413-237	Amazon Capital Services	4/13/2021	88.47
APPCA210413-238	Amazon Capital Services	4/13/2021	14.01
APPCA210413-239	Amazon Capital Services	4/13/2021	61.92
APPCA210413-24	Amazon Capital Services	4/13/2021	39.86
APPCA210413-240	Amazon Capital Services	4/13/2021	79.41
APPCA210413-241	Amazon Capital Services	4/13/2021	10.82
APPCA210413-242	Amazon Capital Services	4/13/2021	95.33
APPCA210413-243	Amazon Capital Services	4/13/2021	16.29
APPCA210413-244	Amazon Capital Services	4/13/2021	12.97
APPCA210413-245	Amazon Capital Services	4/13/2021	75.06
APPCA210413-246	Amazon Capital Services	4/13/2021	45.65
APPCA210413-247	Amazon Capital Services	4/13/2021	55.64
APPCA210413-248	Amazon Capital Services	4/13/2021	20.28
APPCA210413-249	Amazon Capital Services	4/13/2021	6.24
APPCA210413-25	Amazon Capital Services	4/13/2021	80.79
APPCA210413-250	Amazon Capital Services	4/13/2021	16.15
APPCA210413-251	Amazon Capital Services	4/13/2021	53.04
APPCA210413-252	Amazon Capital Services	4/13/2021	17.65
APPCA210413-253	Amazon Capital Services	4/13/2021	54.14
APPCA210413-254	Amazon Capital Services	4/13/2021	28.65
APPCA210413-255	Amazon Capital Services	4/13/2021	54.05
APPCA210413-256	Amazon Capital Services	4/13/2021	38.98
APPCA210413-257	Amazon Capital Services	4/13/2021	34.15
APPCA210413-258	Amazon Capital Services	4/13/2021	53.86
APPCA210413-259	Amazon Capital Services	4/13/2021	51.67
APPCA210413-26	Amazon Capital Services	4/13/2021	46.22
APPCA210413-260	Amazon Capital Services	4/13/2021	82.81
APPCA210413-261	Amazon Capital Services	4/13/2021	10.81
APPCA210413-262	Amazon Capital Services	4/13/2021	19.47
APPCA210413-263	Amazon Capital Services	4/13/2021	116.26
APPCA210413-264	Amazon Capital Services	4/13/2021	61.08
APPCA210413-265	Amazon Capital Services	4/13/2021	84.98
APPCA210413-266	Amazon Capital Services	4/13/2021	17.72
APPCA210413-267	Amazon Capital Services	4/13/2021	7.49
APPCA210413-268	Amazon Capital Services	4/13/2021	3.45
APPCA210413-269	Amazon Capital Services	4/13/2021	26.74
APPCA210413-27	Amazon Capital Services	4/13/2021	100.95
APPCA210413-270	Amazon Capital Services	4/13/2021	29.17
APPCA210413-271	Amazon Capital Services	4/13/2021	28.99
APPCA210413-272	Amazon Capital Services	4/13/2021	11.52
APPCA210413-273	Amazon Capital Services	4/13/2021	5.73

Pacific Coast Academy**Check Register****For the period ended April 30, 2021**

Check Number	Vendor Name	Check Date	Check Amount
APPCA210413-274	Amazon Capital Services	4/13/2021	16.11
APPCA210413-275	Amazon Capital Services	4/13/2021	68.20
APPCA210413-276	Amazon Capital Services	4/13/2021	5.95
APPCA210413-277	Amazon Capital Services	4/13/2021	21.54
APPCA210413-278	Amazon Capital Services	4/13/2021	14.93
APPCA210413-279	Amazon Capital Services	4/13/2021	21.55
APPCA210413-28	Amazon Capital Services	4/13/2021	16.69
APPCA210413-280	Amazon Capital Services	4/13/2021	15.62
APPCA210413-281	Amazon Capital Services	4/13/2021	10.23
APPCA210413-282	Amazon Capital Services	4/13/2021	10.17
APPCA210413-283	Amazon Capital Services	4/13/2021	53.54
APPCA210413-284	Amazon Capital Services	4/13/2021	26.93
APPCA210413-285	Amazon Capital Services	4/13/2021	16.11
APPCA210413-286	Amazon Capital Services	4/13/2021	110.06
APPCA210413-287	Amazon Capital Services	4/13/2021	17.27
APPCA210413-288	Amazon Capital Services	4/13/2021	13.77
APPCA210413-289	Amazon Capital Services	4/13/2021	234.69
APPCA210413-29	Amazon Capital Services	4/13/2021	14.00
APPCA210413-290	Amazon Capital Services	4/13/2021	7.54
APPCA210413-291	Amazon Capital Services	4/13/2021	9.71
APPCA210413-292	Amazon Capital Services	4/13/2021	24.72
APPCA210413-293	Amazon Capital Services	4/13/2021	18.96
APPCA210413-294	Amazon Capital Services	4/13/2021	45.14
APPCA210413-295	Amazon Capital Services	4/13/2021	25.92
APPCA210413-296	Amazon Capital Services	4/13/2021	27.98
APPCA210413-297	Amazon Capital Services	4/13/2021	102.59
APPCA210413-298	Amazon Capital Services	4/13/2021	25.41
APPCA210413-299	Amazon Capital Services	4/13/2021	48.57
APPCA210413-30	Amazon Capital Services	4/13/2021	186.15
APPCA210413-300	Amazon Capital Services	4/13/2021	44.89
APPCA210413-31	Amazon Capital Services	4/13/2021	21.14
APPCA210413-32	Amazon Capital Services	4/13/2021	29.05
APPCA210413-33	Amazon Capital Services	4/13/2021	46.25
APPCA210413-34	Amazon Capital Services	4/13/2021	10.94
APPCA210413-35	Amazon Capital Services	4/13/2021	17.23
APPCA210413-36	Amazon Capital Services	4/13/2021	26.76
APPCA210413-37	Amazon Capital Services	4/13/2021	25.74
APPCA210413-38	Amazon Capital Services	4/13/2021	36.25
APPCA210413-39	Amazon Capital Services	4/13/2021	21.50
APPCA210413-40	Amazon Capital Services	4/13/2021	30.50
APPCA210413-41	Amazon Capital Services	4/13/2021	54.88
APPCA210413-42	Amazon Capital Services	4/13/2021	18.10

Pacific Coast Academy**Check Register****For the period ended April 30, 2021**

Check Number	Vendor Name	Check Date	Check Amount
APPCA210413-43	Amazon Capital Services	4/13/2021	2.10
APPCA210413-44	Amazon Capital Services	4/13/2021	40.68
APPCA210413-45	Amazon Capital Services	4/13/2021	21.54
APPCA210413-46	Amazon Capital Services	4/13/2021	22.72
APPCA210413-47	Amazon Capital Services	4/13/2021	31.90
APPCA210413-48	Amazon Capital Services	4/13/2021	56.33
APPCA210413-49	Amazon Capital Services	4/13/2021	80.12
APPCA210413-50	Amazon Capital Services	4/13/2021	5.06
APPCA210413-51	Amazon Capital Services	4/13/2021	26.93
APPCA210413-52	Amazon Capital Services	4/13/2021	9.68
APPCA210413-53	Amazon Capital Services	4/13/2021	67.63
APPCA210413-54	Amazon Capital Services	4/13/2021	27.98
APPCA210413-55	Amazon Capital Services	4/13/2021	161.61
APPCA210413-56	Amazon Capital Services	4/13/2021	16.15
APPCA210413-57	Amazon Capital Services	4/13/2021	20.46
APPCA210413-58	Amazon Capital Services	4/13/2021	12.92
APPCA210413-59	Amazon Capital Services	4/13/2021	17.35
APPCA210413-60	Amazon Capital Services	4/13/2021	17.23
APPCA210413-61	Amazon Capital Services	4/13/2021	33.28
APPCA210413-62	Amazon Capital Services	4/13/2021	12.82
APPCA210413-63	Amazon Capital Services	4/13/2021	36.62
APPCA210413-64	Amazon Capital Services	4/13/2021	13.94
APPCA210413-65	Amazon Capital Services	4/13/2021	35.77
APPCA210413-66	Amazon Capital Services	4/13/2021	253.15
APPCA210413-67	Amazon Capital Services	4/13/2021	45.93
APPCA210413-68	Amazon Capital Services	4/13/2021	10.28
APPCA210413-69	Amazon Capital Services	4/13/2021	23.69
APPCA210413-70	Amazon Capital Services	4/13/2021	15.85
APPCA210413-71	Amazon Capital Services	4/13/2021	12.92
APPCA210413-72	Amazon Capital Services	4/13/2021	34.87
APPCA210413-73	Amazon Capital Services	4/13/2021	20.52
APPCA210413-74	Amazon Capital Services	4/13/2021	17.76
APPCA210413-75	Amazon Capital Services	4/13/2021	19.38
APPCA210413-76	Amazon Capital Services	4/13/2021	6.45
APPCA210413-77	Amazon Capital Services	4/13/2021	44.88
APPCA210413-78	Amazon Capital Services	4/13/2021	5.37
APPCA210413-79	Amazon Capital Services	4/13/2021	47.29
APPCA210413-80	Amazon Capital Services	4/13/2021	8.91
APPCA210413-81	Amazon Capital Services	4/13/2021	2.04
APPCA210413-82	Amazon Capital Services	4/13/2021	10.69
APPCA210413-83	Amazon Capital Services	4/13/2021	4.86
APPCA210413-84	Amazon Capital Services	4/13/2021	21.61

Pacific Coast Academy**Check Register****For the period ended April 30, 2021**

Check Number	Vendor Name	Check Date	Check Amount
APPCA210413-85	Amazon Capital Services	4/13/2021	21.54
APPCA210413-86	Amazon Capital Services	4/13/2021	86.08
APPCA210413-87	Amazon Capital Services	4/13/2021	169.23
APPCA210413-88	Amazon Capital Services	4/13/2021	21.54
APPCA210413-89	Amazon Capital Services	4/13/2021	21.54
APPCA210413-90	Amazon Capital Services	4/13/2021	21.44
APPCA210413-91	Amazon Capital Services	4/13/2021	4.30
APPCA210413-92	Amazon Capital Services	4/13/2021	19.35
APPCA210413-93	Amazon Capital Services	4/13/2021	19.38
APPCA210413-94	Amazon Capital Services	4/13/2021	25.31
APPCA210413-95	Amazon Capital Services	4/13/2021	24.30
APPCA210413-96	Amazon Capital Services	4/13/2021	19.27
APPCA210413-97	Amazon Capital Services	4/13/2021	16.20
APPCA210413-98	Amazon Capital Services	4/13/2021	45.95
APPCA210413-99	Amazon Capital Services	4/13/2021	20.50
APPCA210415-01	Aerial Theory	4/15/2021	817.00
APPCA210415-02	Amy Villeda	4/15/2021	95.00
APPCA210415-03	Art of Problem Solving	4/15/2021	116.37
APPCA210415-04	Charter Impact, Inc.	4/15/2021	901.50
APPCA210415-05	Erika Williams	4/15/2021	863.03
APPCA210415-06	Golden State Ballet & Pilates	4/15/2021	310.00
APPCA210415-07	Golden State Ballet & Pilates	4/15/2021	310.00
APPCA210415-08	Golden State Ballet & Pilates	4/15/2021	350.00
APPCA210415-09	Gracie Barra Encinitas	4/15/2021	225.00
APPCA210415-10	Gracie Barra Encinitas	4/15/2021	150.00
APPCA210415-100	Teacher Synergy, LLC	4/15/2021	6.00
APPCA210415-101	Teacher Synergy, LLC	4/15/2021	13.00
APPCA210415-102	Teacher Synergy, LLC	4/15/2021	15.00
APPCA210415-103	Teacher Synergy, LLC	4/15/2021	30.00
APPCA210415-104	Teacher Synergy, LLC	4/15/2021	16.50
APPCA210415-105	Teacher Synergy, LLC	4/15/2021	28.00
APPCA210415-106	Teacher Synergy, LLC	4/15/2021	64.75
APPCA210415-107	The Arbor Learning Community	4/15/2021	963.00
APPCA210415-108	The Critical Thinking Co.	4/15/2021	174.29
APPCA210415-109	The Critical Thinking Co.	4/15/2021	52.49
APPCA210415-11	Horse Savvy Training	4/15/2021	225.00
APPCA210415-110	The Critical Thinking Co.	4/15/2021	52.49
APPCA210415-111	The Critical Thinking Co.	4/15/2021	885.47
APPCA210415-112	The Critical Thinking Co.	4/15/2021	229.59
APPCA210415-113	The Origin Hip Hop Performing Arts Academy	4/15/2021	225.00
APPCA210415-114	Vista Music	4/15/2021	700.00
APPCA210415-12	Horse Savvy Training	4/15/2021	390.00

Pacific Coast Academy**Check Register****For the period ended April 30, 2021**

Check Number	Vendor Name	Check Date	Check Amount
APPCA210415-13	Horse Savvy Training	4/15/2021	280.00
APPCA210415-14	Horse Savvy Training	4/15/2021	220.00
APPCA210415-15	Institute for Excellence in Writing	4/15/2021	173.29
APPCA210415-16	Institute for Excellence in Writing	4/15/2021	173.29
APPCA210415-17	Institute for Excellence in Writing	4/15/2021	42.63
APPCA210415-18	Institute for Excellence in Writing	4/15/2021	37.25
APPCA210415-19	Institute for Excellence in Writing	4/15/2021	37.25
APPCA210415-20	Institute for Excellence in Writing	4/15/2021	268.45
APPCA210415-21	Institute for Excellence in Writing	4/15/2021	194.10
APPCA210415-22	Joann Henrickle Horsemanship	4/15/2021	330.00
APPCA210415-23	Joann Henrickle Horsemanship	4/15/2021	330.00
APPCA210415-24	Joann Henrickle Horsemanship	4/15/2021	330.00
APPCA210415-25	Joann Henrickle Horsemanship	4/15/2021	330.00
APPCA210415-26	Joann Henrickle Horsemanship	4/15/2021	220.00
APPCA210415-27	Joann Henrickle Horsemanship	4/15/2021	220.00
APPCA210415-28	Joann Henrickle Horsemanship	4/15/2021	220.00
APPCA210415-29	Joann Henrickle Horsemanship	4/15/2021	55.00
APPCA210415-30	Kelvin Nguyen	4/15/2021	320.00
APPCA210415-31	Kimberly Nash	4/15/2021	220.00
APPCA210415-32	Kimberly Nash	4/15/2021	700.00
APPCA210415-33	Kristen Tjio	4/15/2021	44.00
APPCA210415-34	Larry White	4/15/2021	800.00
APPCA210415-35	Laura Guerrero	4/15/2021	150.00
APPCA210415-36	Leading Note Studios	4/15/2021	232.00
APPCA210415-37	Leading Note Studios	4/15/2021	232.00
APPCA210415-38	Leading Note Studios	4/15/2021	68.75
APPCA210415-39	Leading Note Studios	4/15/2021	160.00
APPCA210415-40	Leading Note Studios	4/15/2021	157.00
APPCA210415-41	Leading Note Studios	4/15/2021	157.00
APPCA210415-42	Live Music Tutor Inc	4/15/2021	100.00
APPCA210415-43	Live Music Tutor Inc	4/15/2021	125.00
APPCA210415-44	Logic of English	4/15/2021	51.26
APPCA210415-45	Marnie Young	4/15/2021	6,022.50
APPCA210415-46	Martha Desmond	4/15/2021	62.00
APPCA210415-47	Namkyung E. Rowden	4/15/2021	160.00
APPCA210415-48	New West Ballet School	4/15/2021	100.00
APPCA210415-49	Noemi Cienega-Ovando	4/15/2021	315.00
APPCA210415-50	Office Depot, Inc	4/15/2021	15.57
APPCA210415-51	Office Depot, Inc	4/15/2021	27.18
APPCA210415-52	Office Depot, Inc	4/15/2021	90.49
APPCA210415-53	Pakua LLC	4/15/2021	600.00
APPCA210415-54	Peace Hill Press, Inc dba Well Trained Mind Press	4/15/2021	69.09

Pacific Coast Academy

Check Register

For the period ended April 30, 2021

Check Number	Vendor Name	Check Date	Check Amount
APPCA210415-55	Piano Plus More	4/15/2021	520.00
APPCA210415-56	Pich Music Studio	4/15/2021	1,558.44
APPCA210415-57	Rainbow Resource Center	4/15/2021	168.33
APPCA210415-58	Rainbow Resource Center	4/15/2021	168.86
APPCA210415-59	Rainbow Resource Center	4/15/2021	14.25
APPCA210415-60	Rainbow Resource Center	4/15/2021	30.07
APPCA210415-61	Rainbow Resource Center	4/15/2021	44.20
APPCA210415-62	Rainbow Resource Center	4/15/2021	51.57
APPCA210415-63	Rainbow Resource Center	4/15/2021	110.90
APPCA210415-64	Rainbow Resource Center	4/15/2021	396.23
APPCA210415-65	Rainbow Resource Center	4/15/2021	45.21
APPCA210415-66	Rainbow Resource Center	4/15/2021	141.85
APPCA210415-67	Rainbow Resource Center	4/15/2021	43.76
APPCA210415-68	Rainbow Resource Center	4/15/2021	51.66
APPCA210415-69	Rainbow Resource Center	4/15/2021	56.32
APPCA210415-70	Rainbow Resource Center	4/15/2021	121.96
APPCA210415-71	Rainbow Resource Center	4/15/2021	89.49
APPCA210415-72	Rainbow Resource Center	4/15/2021	29.91
APPCA210415-73	Rainbow Resource Center	4/15/2021	79.48
APPCA210415-74	Rainbow Resource Center	4/15/2021	57.39
APPCA210415-75	Rainbow Resource Center	4/15/2021	163.44
APPCA210415-76	Rainbow Resource Center	4/15/2021	81.02
APPCA210415-77	Rainbow Resource Center	4/15/2021	18.70
APPCA210415-78	Rainbow Resource Center	4/15/2021	23.27
APPCA210415-79	Rainbow Resource Center	4/15/2021	20.27
APPCA210415-80	Samantha Hoffman	4/15/2021	1,320.00
APPCA210415-81	San Diego Royal Gymnastics	4/15/2021	128.00
APPCA210415-82	San Diego Royal Gymnastics	4/15/2021	64.00
APPCA210415-83	San Diego Royal Gymnastics	4/15/2021	275.00
APPCA210415-84	San Elijo Dance & Music Academy	4/15/2021	2,141.00
APPCA210415-85	Schaumann Studios	4/15/2021	660.00
APPCA210415-86	School Pathways, LLC	4/15/2021	15,091.04
APPCA210415-87	Schumacher Tutoring	4/15/2021	720.00
APPCA210415-88	Southern California Ballet	4/15/2021	92.00
APPCA210415-89	Swiftkick Martial Arts	4/15/2021	338.00
APPCA210415-90	Swiftkick Martial Arts	4/15/2021	148.50
APPCA210415-91	Teacher Synergy, LLC	4/15/2021	98.00
APPCA210415-92	Teacher Synergy, LLC	4/15/2021	29.99
APPCA210415-93	Teacher Synergy, LLC	4/15/2021	42.12
APPCA210415-94	Teacher Synergy, LLC	4/15/2021	13.20
APPCA210415-95	Teacher Synergy, LLC	4/15/2021	9.50
APPCA210415-96	Teacher Synergy, LLC	4/15/2021	3.00

Pacific Coast Academy

Check Register

For the period ended April 30, 2021

Check Number	Vendor Name	Check Date	Check Amount
APPCA210415-97	Teacher Synergy, LLC	4/15/2021	3.00
APPCA210415-98	Teacher Synergy, LLC	4/15/2021	3.50
APPCA210415-99	Teacher Synergy, LLC	4/15/2021	3.00
APPCA210420-01	Amazon Capital Services	4/20/2021	30.15
APPCA210420-02	Amazon Capital Services	4/20/2021	13.57
APPCA210420-03	Amazon Capital Services	4/20/2021	30.44
APPCA210420-04	Amazon Capital Services	4/20/2021	24.27
APPCA210420-05	Amazon Capital Services	4/20/2021	6.95
APPCA210420-06	Amazon Capital Services	4/20/2021	11.82
APPCA210420-07	Amazon Capital Services	4/20/2021	92.75
APPCA210420-08	Amazon Capital Services	4/20/2021	53.84
APPCA210420-09	Amazon Capital Services	4/20/2021	74.78
APPCA210420-10	Amazon Capital Services	4/20/2021	73.26
APPCA210420-100	Amazon Capital Services	4/20/2021	9.15
APPCA210420-101	Amazon Capital Services	4/20/2021	19.31
APPCA210420-102	Amazon Capital Services	4/20/2021	19.37
APPCA210420-103	Amazon Capital Services	4/20/2021	5.29
APPCA210420-104	Amazon Capital Services	4/20/2021	18.74
APPCA210420-105	Amazon Capital Services	4/20/2021	9.73
APPCA210420-106	Amazon Capital Services	4/20/2021	28.16
APPCA210420-107	Amazon Capital Services	4/20/2021	59.21
APPCA210420-108	Amazon Capital Services	4/20/2021	31.24
APPCA210420-109	Amazon Capital Services	4/20/2021	29.08
APPCA210420-11	Amazon Capital Services	4/20/2021	78.02
APPCA210420-110	Amazon Capital Services	4/20/2021	14.55
APPCA210420-111	Amazon Capital Services	4/20/2021	84.36
APPCA210420-112	Amazon Capital Services	4/20/2021	44.15
APPCA210420-113	Amazon Capital Services	4/20/2021	73.95
APPCA210420-114	Amazon Capital Services	4/20/2021	10.76
APPCA210420-115	Amazon Capital Services	4/20/2021	38.82
APPCA210420-116	Amazon Capital Services	4/20/2021	21.54
APPCA210420-117	Amazon Capital Services	4/20/2021	43.09
APPCA210420-118	Amazon Capital Services	4/20/2021	49.16
APPCA210420-119	Amazon Capital Services	4/20/2021	168.88
APPCA210420-12	Amazon Capital Services	4/20/2021	21.54
APPCA210420-120	Amazon Capital Services	4/20/2021	12.93
APPCA210420-121	Amazon Capital Services	4/20/2021	20.46
APPCA210420-122	Amazon Capital Services	4/20/2021	10.93
APPCA210420-123	Amazon Capital Services	4/20/2021	4.19
APPCA210420-124	Amazon Capital Services	4/20/2021	20.90
APPCA210420-125	Amazon Capital Services	4/20/2021	112.57
APPCA210420-126	Amazon Capital Services	4/20/2021	89.06

Pacific Coast Academy**Check Register****For the period ended April 30, 2021**

Check Number	Vendor Name	Check Date	Check Amount
APPCA210420-127	Amazon Capital Services	4/20/2021	129.29
APPCA210420-128	Amazon Capital Services	4/20/2021	60.00
APPCA210420-129	Amazon Capital Services	4/20/2021	46.79
APPCA210420-13	Amazon Capital Services	4/20/2021	37.97
APPCA210420-130	Amazon Capital Services	4/20/2021	91.56
APPCA210420-131	Amazon Capital Services	4/20/2021	44.43
APPCA210420-132	Amazon Capital Services	4/20/2021	79.41
APPCA210420-133	Amazon Capital Services	4/20/2021	24.27
APPCA210420-134	Amazon Capital Services	4/20/2021	43.05
APPCA210420-135	Amazon Capital Services	4/20/2021	6.25
APPCA210420-136	Amazon Capital Services	4/20/2021	92.10
APPCA210420-137	Amazon Capital Services	4/20/2021	12.92
APPCA210420-138	Amazon Capital Services	4/20/2021	31.33
APPCA210420-139	Amazon Capital Services	4/20/2021	30.16
APPCA210420-14	Amazon Capital Services	4/20/2021	16.23
APPCA210420-140	Amazon Capital Services	4/20/2021	66.53
APPCA210420-141	Amazon Capital Services	4/20/2021	19.68
APPCA210420-142	Amazon Capital Services	4/20/2021	43.81
APPCA210420-143	Amazon Capital Services	4/20/2021	50.26
APPCA210420-144	Amazon Capital Services	4/20/2021	37.39
APPCA210420-145	Amazon Capital Services	4/20/2021	25.22
APPCA210420-146	Amazon Capital Services	4/20/2021	23.25
APPCA210420-147	Amazon Capital Services	4/20/2021	23.91
APPCA210420-148	Amazon Capital Services	4/20/2021	17.23
APPCA210420-149	Amazon Capital Services	4/20/2021	161.51
APPCA210420-15	Amazon Capital Services	4/20/2021	4.30
APPCA210420-150	Amazon Capital Services	4/20/2021	22.51
APPCA210420-151	Amazon Capital Services	4/20/2021	6.38
APPCA210420-152	Amazon Capital Services	4/20/2021	78.05
APPCA210420-153	Amazon Capital Services	4/20/2021	6.45
APPCA210420-154	Amazon Capital Services	4/20/2021	34.92
APPCA210420-155	Amazon Capital Services	4/20/2021	21.50
APPCA210420-156	Amazon Capital Services	4/20/2021	17.80
APPCA210420-157	Amazon Capital Services	4/20/2021	22.23
APPCA210420-158	Amazon Capital Services	4/20/2021	21.54
APPCA210420-159	Amazon Capital Services	4/20/2021	5.38
APPCA210420-16	Amazon Capital Services	4/20/2021	45.03
APPCA210420-160	Amazon Capital Services	4/20/2021	58.93
APPCA210420-161	Amazon Capital Services	4/20/2021	16.23
APPCA210420-162	Amazon Capital Services	4/20/2021	7.78
APPCA210420-163	Amazon Capital Services	4/20/2021	7.97
APPCA210420-164	Amazon Capital Services	4/20/2021	71.89

Pacific Coast Academy**Check Register****For the period ended April 30, 2021**

Check Number	Vendor Name	Check Date	Check Amount
APPCA210420-165	Amazon Capital Services	4/20/2021	19.38
APPCA210420-166	Amazon Capital Services	4/20/2021	9.78
APPCA210420-167	Amazon Capital Services	4/20/2021	48.36
APPCA210420-168	Amazon Capital Services	4/20/2021	14.14
APPCA210420-169	Amazon Capital Services	4/20/2021	21.60
APPCA210420-17	Amazon Capital Services	4/20/2021	68.78
APPCA210420-170	Amazon Capital Services	4/20/2021	45.68
APPCA210420-171	Amazon Capital Services	4/20/2021	53.88
APPCA210420-172	Amazon Capital Services	4/20/2021	25.29
APPCA210420-173	Amazon Capital Services	4/20/2021	12.92
APPCA210420-174	Amazon Capital Services	4/20/2021	10.86
APPCA210420-175	Amazon Capital Services	4/20/2021	74.32
APPCA210420-176	Amazon Capital Services	4/20/2021	41.43
APPCA210420-177	Amazon Capital Services	4/20/2021	83.00
APPCA210420-178	Amazon Capital Services	4/20/2021	24.24
APPCA210420-179	Amazon Capital Services	4/20/2021	106.35
APPCA210420-18	Amazon Capital Services	4/20/2021	42.80
APPCA210420-180	Amazon Capital Services	4/20/2021	69.07
APPCA210420-181	Amazon Capital Services	4/20/2021	9.69
APPCA210420-182	Amazon Capital Services	4/20/2021	45.11
APPCA210420-183	Amazon Capital Services	4/20/2021	77.81
APPCA210420-184	Amazon Capital Services	4/20/2021	71.59
APPCA210420-185	Amazon Capital Services	4/20/2021	51.70
APPCA210420-186	Amazon Capital Services	4/20/2021	8.61
APPCA210420-187	Amazon Capital Services	4/20/2021	6.47
APPCA210420-188	Amazon Capital Services	4/20/2021	19.40
APPCA210420-189	Amazon Capital Services	4/20/2021	5.81
APPCA210420-19	Amazon Capital Services	4/20/2021	23.22
APPCA210420-190	Amazon Capital Services	4/20/2021	10.58
APPCA210420-191	Amazon Capital Services	4/20/2021	90.36
APPCA210420-192	Amazon Capital Services	4/20/2021	23.60
APPCA210420-193	Amazon Capital Services	4/20/2021	57.40
APPCA210420-194	Amazon Capital Services	4/20/2021	94.49
APPCA210420-195	Amazon Capital Services	4/20/2021	21.52
APPCA210420-196	Amazon Capital Services	4/20/2021	88.07
APPCA210420-197	Amazon Capital Services	4/20/2021	57.05
APPCA210420-198	Amazon Capital Services	4/20/2021	35.31
APPCA210420-199	Amazon Capital Services	4/20/2021	23.47
APPCA210420-20	Amazon Capital Services	4/20/2021	24.75
APPCA210420-200	Amazon Capital Services	4/20/2021	5.66
APPCA210420-201	Amazon Capital Services	4/20/2021	8.61
APPCA210420-202	Amazon Capital Services	4/20/2021	150.71

Pacific Coast Academy**Check Register****For the period ended April 30, 2021**

Check Number	Vendor Name	Check Date	Check Amount
APPCA210420-203	Amazon Capital Services	4/20/2021	22.61
APPCA210420-204	Amazon Capital Services	4/20/2021	65.59
APPCA210420-205	Amazon Capital Services	4/20/2021	65.64
APPCA210420-206	Amazon Capital Services	4/20/2021	6.91
APPCA210420-207	Amazon Capital Services	4/20/2021	61.93
APPCA210420-208	Amazon Capital Services	4/20/2021	12.79
APPCA210420-209	Amazon Capital Services	4/20/2021	22.05
APPCA210420-21	Amazon Capital Services	4/20/2021	21.54
APPCA210420-210	Amazon Capital Services	4/20/2021	28.04
APPCA210420-211	Amazon Capital Services	4/20/2021	16.12
APPCA210420-212	Amazon Capital Services	4/20/2021	82.39
APPCA210420-213	Amazon Capital Services	4/20/2021	22.89
APPCA210420-214	Amazon Capital Services	4/20/2021	7.60
APPCA210420-215	Amazon Capital Services	4/20/2021	9.69
APPCA210420-216	Amazon Capital Services	4/20/2021	84.78
APPCA210420-217	Amazon Capital Services	4/20/2021	35.75
APPCA210420-218	Amazon Capital Services	4/20/2021	34.47
APPCA210420-219	Amazon Capital Services	4/20/2021	23.01
APPCA210420-22	Amazon Capital Services	4/20/2021	6.41
APPCA210420-220	Amazon Capital Services	4/20/2021	116.77
APPCA210420-221	Amazon Capital Services	4/20/2021	18.31
APPCA210420-222	Amazon Capital Services	4/20/2021	33.77
APPCA210420-223	Amazon Capital Services	4/20/2021	31.27
APPCA210420-224	Amazon Capital Services	4/20/2021	58.94
APPCA210420-225	Amazon Capital Services	4/20/2021	43.09
APPCA210420-226	Amazon Capital Services	4/20/2021	31.24
APPCA210420-227	Amazon Capital Services	4/20/2021	10.53
APPCA210420-228	Amazon Capital Services	4/20/2021	12.81
APPCA210420-229	Amazon Capital Services	4/20/2021	46.04
APPCA210420-23	Amazon Capital Services	4/20/2021	31.18
APPCA210420-230	Amazon Capital Services	4/20/2021	368.72
APPCA210420-231	Amazon Capital Services	4/20/2021	85.02
APPCA210420-232	Amazon Capital Services	4/20/2021	80.35
APPCA210420-233	Amazon Capital Services	4/20/2021	22.61
APPCA210420-234	Amazon Capital Services	4/20/2021	38.64
APPCA210420-235	Amazon Capital Services	4/20/2021	21.54
APPCA210420-236	Amazon Capital Services	4/20/2021	33.80
APPCA210420-237	Amazon Capital Services	4/20/2021	19.34
APPCA210420-238	Amazon Capital Services	4/20/2021	17.21
APPCA210420-239	Amazon Capital Services	4/20/2021	21.43
APPCA210420-24	Amazon Capital Services	4/20/2021	46.76
APPCA210420-240	Amazon Capital Services	4/20/2021	61.26

Pacific Coast Academy**Check Register****For the period ended April 30, 2021**

Check Number	Vendor Name	Check Date	Check Amount
APPCA210420-241	Amazon Capital Services	4/20/2021	118.51
APPCA210420-242	Amazon Capital Services	4/20/2021	17.31
APPCA210420-243	Amazon Capital Services	4/20/2021	22.63
APPCA210420-244	Amazon Capital Services	4/20/2021	57.57
APPCA210420-245	Amazon Capital Services	4/20/2021	64.61
APPCA210420-246	Amazon Capital Services	4/20/2021	21.57
APPCA210420-247	Amazon Capital Services	4/20/2021	8.61
APPCA210420-248	Amazon Capital Services	4/20/2021	107.74
APPCA210420-249	Amazon Capital Services	4/20/2021	86.19
APPCA210420-25	Amazon Capital Services	4/20/2021	28.18
APPCA210420-250	Amazon Capital Services	4/20/2021	30.07
APPCA210420-251	Amazon Capital Services	4/20/2021	11.46
APPCA210420-252	Amazon Capital Services	4/20/2021	28.64
APPCA210420-253	Amazon Capital Services	4/20/2021	18.37
APPCA210420-254	Amazon Capital Services	4/20/2021	23.69
APPCA210420-255	Amazon Capital Services	4/20/2021	56.21
APPCA210420-256	Amazon Capital Services	4/20/2021	14.98
APPCA210420-257	Amazon Capital Services	4/20/2021	45.35
APPCA210420-258	Amazon Capital Services	4/20/2021	107.74
APPCA210420-259	Amazon Capital Services	4/20/2021	35.50
APPCA210420-26	Amazon Capital Services	4/20/2021	133.53
APPCA210420-260	Amazon Capital Services	4/20/2021	99.06
APPCA210420-261	Amazon Capital Services	4/20/2021	37.90
APPCA210420-262	Amazon Capital Services	4/20/2021	83.70
APPCA210420-263	Amazon Capital Services	4/20/2021	7.00
APPCA210420-264	Amazon Capital Services	4/20/2021	23.00
APPCA210420-265	Amazon Capital Services	4/20/2021	34.43
APPCA210420-266	Amazon Capital Services	4/20/2021	65.31
APPCA210420-267	Amazon Capital Services	4/20/2021	96.96
APPCA210420-268	Amazon Capital Services	4/20/2021	32.72
APPCA210420-269	Amazon Capital Services	4/20/2021	63.47
APPCA210420-27	Amazon Capital Services	4/20/2021	55.16
APPCA210420-270	Amazon Capital Services	4/20/2021	9.29
APPCA210420-271	Amazon Capital Services	4/20/2021	14.00
APPCA210420-272	Amazon Capital Services	4/20/2021	120.44
APPCA210420-273	Amazon Capital Services	4/20/2021	10.81
APPCA210420-274	Amazon Capital Services	4/20/2021	70.01
APPCA210420-275	Amazon Capital Services	4/20/2021	31.49
APPCA210420-276	Amazon Capital Services	4/20/2021	55.94
APPCA210420-277	Amazon Capital Services	4/20/2021	18.93
APPCA210420-278	Amazon Capital Services	4/20/2021	132.51
APPCA210420-279	Amazon Capital Services	4/20/2021	25.71

Pacific Coast Academy**Check Register****For the period ended April 30, 2021**

Check Number	Vendor Name	Check Date	Check Amount
APPCA210420-28	Amazon Capital Services	4/20/2021	8.61
APPCA210420-280	Amazon Capital Services	4/20/2021	37.62
APPCA210420-281	Amazon Capital Services	4/20/2021	146.81
APPCA210420-282	Amazon Capital Services	4/20/2021	66.77
APPCA210420-283	Amazon Capital Services	4/20/2021	39.83
APPCA210420-284	Amazon Capital Services	4/20/2021	73.26
APPCA210420-285	Amazon Capital Services	4/20/2021	21.19
APPCA210420-286	Amazon Capital Services	4/20/2021	51.81
APPCA210420-287	Amazon Capital Services	4/20/2021	26.77
APPCA210420-288	Amazon Capital Services	4/20/2021	415.34
APPCA210420-289	Amazon Capital Services	4/20/2021	70.70
APPCA210420-29	Amazon Capital Services	4/20/2021	71.42
APPCA210420-290	Amazon Capital Services	4/20/2021	8.57
APPCA210420-291	Amazon Capital Services	4/20/2021	16.15
APPCA210420-292	Amazon Capital Services	4/20/2021	31.99
APPCA210420-293	Amazon Capital Services	4/20/2021	8.08
APPCA210420-294	Amazon Capital Services	4/20/2021	67.74
APPCA210420-295	Amazon Capital Services	4/20/2021	101.76
APPCA210420-296	Amazon Capital Services	4/20/2021	11.30
APPCA210420-297	Amazon Capital Services	4/20/2021	34.38
APPCA210420-298	Amazon Capital Services	4/20/2021	43.08
APPCA210420-299	Amazon Capital Services	4/20/2021	9.69
APPCA210420-30	Amazon Capital Services	4/20/2021	123.21
APPCA210420-300	Amazon Capital Services	4/20/2021	8.61
APPCA210420-31	Amazon Capital Services	4/20/2021	26.93
APPCA210420-32	Amazon Capital Services	4/20/2021	99.34
APPCA210420-33	Amazon Capital Services	4/20/2021	42.69
APPCA210420-34	Amazon Capital Services	4/20/2021	21.66
APPCA210420-35	Amazon Capital Services	4/20/2021	70.45
APPCA210420-36	Amazon Capital Services	4/20/2021	8.07
APPCA210420-37	Amazon Capital Services	4/20/2021	53.19
APPCA210420-38	Amazon Capital Services	4/20/2021	19.34
APPCA210420-39	Amazon Capital Services	4/20/2021	89.71
APPCA210420-40	Amazon Capital Services	4/20/2021	16.92
APPCA210420-41	Amazon Capital Services	4/20/2021	11.79
APPCA210420-42	Amazon Capital Services	4/20/2021	9.69
APPCA210420-43	Amazon Capital Services	4/20/2021	311.07
APPCA210420-44	Amazon Capital Services	4/20/2021	26.64
APPCA210420-45	Amazon Capital Services	4/20/2021	32.31
APPCA210420-46	Amazon Capital Services	4/20/2021	21.52
APPCA210420-47	Amazon Capital Services	4/20/2021	44.33
APPCA210420-48	Amazon Capital Services	4/20/2021	53.32

Pacific Coast Academy**Check Register****For the period ended April 30, 2021**

Check Number	Vendor Name	Check Date	Check Amount
APPCA210420-49	Amazon Capital Services	4/20/2021	19.93
APPCA210420-50	Amazon Capital Services	4/20/2021	17.23
APPCA210420-51	Amazon Capital Services	4/20/2021	52.46
APPCA210420-52	Amazon Capital Services	4/20/2021	21.58
APPCA210420-53	Amazon Capital Services	4/20/2021	1.60
APPCA210420-54	Amazon Capital Services	4/20/2021	34.81
APPCA210420-55	Amazon Capital Services	4/20/2021	30.55
APPCA210420-56	Amazon Capital Services	4/20/2021	21.10
APPCA210420-57	Amazon Capital Services	4/20/2021	7.22
APPCA210420-58	Amazon Capital Services	4/20/2021	35.64
APPCA210420-59	Amazon Capital Services	4/20/2021	32.27
APPCA210420-60	Amazon Capital Services	4/20/2021	19.13
APPCA210420-61	Amazon Capital Services	4/20/2021	14.13
APPCA210420-62	Amazon Capital Services	4/20/2021	5.38
APPCA210420-63	Amazon Capital Services	4/20/2021	26.92
APPCA210420-64	Amazon Capital Services	4/20/2021	58.47
APPCA210420-65	Amazon Capital Services	4/20/2021	77.43
APPCA210420-66	Amazon Capital Services	4/20/2021	4.30
APPCA210420-67	Amazon Capital Services	4/20/2021	45.26
APPCA210420-68	Amazon Capital Services	4/20/2021	15.07
APPCA210420-69	Amazon Capital Services	4/20/2021	84.88
APPCA210420-70	Amazon Capital Services	4/20/2021	21.52
APPCA210420-71	Amazon Capital Services	4/20/2021	19.38
APPCA210420-72	Amazon Capital Services	4/20/2021	32.27
APPCA210420-73	Amazon Capital Services	4/20/2021	24.38
APPCA210420-74	Amazon Capital Services	4/20/2021	64.64
APPCA210420-75	Amazon Capital Services	4/20/2021	118.50
APPCA210420-76	Amazon Capital Services	4/20/2021	19.65
APPCA210420-77	Amazon Capital Services	4/20/2021	22.44
APPCA210420-78	Amazon Capital Services	4/20/2021	32.31
APPCA210420-79	Amazon Capital Services	4/20/2021	25.84
APPCA210420-80	Amazon Capital Services	4/20/2021	48.93
APPCA210420-81	Amazon Capital Services	4/20/2021	9.64
APPCA210420-82	Amazon Capital Services	4/20/2021	30.45
APPCA210420-83	Amazon Capital Services	4/20/2021	10.86
APPCA210420-84	Amazon Capital Services	4/20/2021	121.86
APPCA210420-85	Amazon Capital Services	4/20/2021	65.24
APPCA210420-86	Amazon Capital Services	4/20/2021	47.35
APPCA210420-87	Amazon Capital Services	4/20/2021	41.21
APPCA210420-88	Amazon Capital Services	4/20/2021	32.31
APPCA210420-89	Amazon Capital Services	4/20/2021	40.12
APPCA210420-90	Amazon Capital Services	4/20/2021	32.57

Pacific Coast Academy**Check Register****For the period ended April 30, 2021**

Check Number	Vendor Name	Check Date	Check Amount
APPCA210420-91	Amazon Capital Services	4/20/2021	55.10
APPCA210420-92	Amazon Capital Services	4/20/2021	21.62
APPCA210420-93	Amazon Capital Services	4/20/2021	57.65
APPCA210420-94	Amazon Capital Services	4/20/2021	15.81
APPCA210420-95	Amazon Capital Services	4/20/2021	8.49
APPCA210420-96	Amazon Capital Services	4/20/2021	23.60
APPCA210420-97	Amazon Capital Services	4/20/2021	12.47
APPCA210420-98	Amazon Capital Services	4/20/2021	21.51
APPCA210420-99	Amazon Capital Services	4/20/2021	43.74
APPCA210421-01	A Tree of Knowledge Educational Services, Inc.	4/21/2021	907.50
APPCA210421-02	A Tree of Knowledge Educational Services, Inc.	4/21/2021	2,532.00
APPCA210421-03	A Tree of Knowledge Educational Services, Inc.	4/21/2021	3,515.00
APPCA210421-04	A Tree of Knowledge Educational Services, Inc.	4/21/2021	935.00
APPCA210421-05	A Tree of Knowledge Educational Services, Inc.	4/21/2021	1,215.00
APPCA210421-06	Activities for Learning, Inc.	4/21/2021	191.13
APPCA210421-07	Activities for Learning, Inc.	4/21/2021	48.50
APPCA210421-08	Alena Berg Music Studio	4/21/2021	865.00
APPCA210421-09	All About Learning Press, Inc.	4/21/2021	52.90
APPCA210421-10	All About Learning Press, Inc.	4/21/2021	52.90
APPCA210421-100	Shayla James	4/21/2021	150.00
APPCA210421-101	Soaring Minds Education, LLC	4/21/2021	9,308.00
APPCA210421-102	Social Communication Specialists	4/21/2021	750.00
APPCA210421-103	Social Communication Specialists	4/21/2021	225.00
APPCA210421-104	Spanish Time 123	4/21/2021	192.50
APPCA210421-105	Sunshine Vibes LLC	4/21/2021	200.00
APPCA210421-106	Sunshine Vibes LLC	4/21/2021	200.00
APPCA210421-107	Sunshine Vibes LLC	4/21/2021	200.00
APPCA210421-108	Sunshine Vibes LLC	4/21/2021	259.00
APPCA210421-109	Sunshine Vibes LLC	4/21/2021	159.00
APPCA210421-11	All About Learning Press, Inc.	4/21/2021	52.90
APPCA210421-110	Sunshine Vibes LLC	4/21/2021	200.00
APPCA210421-111	Sunshine Vibes LLC	4/21/2021	200.00
APPCA210421-112	Swiftkick Martial Arts	4/21/2021	557.00
APPCA210421-113	Teacher Synergy, LLC	4/21/2021	2.00
APPCA210421-114	Teacher Synergy, LLC	4/21/2021	32.50
APPCA210421-115	Teacher Synergy, LLC	4/21/2021	1.00
APPCA210421-116	Teacher Synergy, LLC	4/21/2021	75.32
APPCA210421-117	Teacher Synergy, LLC	4/21/2021	51.19
APPCA210421-118	Teacher Synergy, LLC	4/21/2021	46.13
APPCA210421-119	Teacher Synergy, LLC	4/21/2021	28.00
APPCA210421-12	All About Learning Press, Inc.	4/21/2021	42.90
APPCA210421-120	Teacher Synergy, LLC	4/21/2021	28.00

Pacific Coast Academy**Check Register****For the period ended April 30, 2021**

Check Number	Vendor Name	Check Date	Check Amount
APPCA210421-121	Teacher Synergy, LLC	4/21/2021	53.36
APPCA210421-122	Teacher Synergy, LLC	4/21/2021	9.80
APPCA210421-123	Teacher Synergy, LLC	4/21/2021	201.50
APPCA210421-124	Teacher Synergy, LLC	4/21/2021	4.00
APPCA210421-125	Teacher Synergy, LLC	4/21/2021	19.99
APPCA210421-126	Teacher Synergy, LLC	4/21/2021	60.00
APPCA210421-127	Teacher Synergy, LLC	4/21/2021	7.00
APPCA210421-128	Teacher Synergy, LLC	4/21/2021	0.50
APPCA210421-129	The Critical Thinking Co.	4/21/2021	222.78
APPCA210421-13	Aqua Tots LA LLC	4/21/2021	321.00
APPCA210421-130	The Critical Thinking Co.	4/21/2021	83.12
APPCA210421-131	The Critical Thinking Co.	4/21/2021	155.62
APPCA210421-132	Valery King	4/21/2021	220.00
APPCA210421-133	Wonder Crate	4/21/2021	89.90
APPCA210421-134	Wood & Ivory	4/21/2021	169.87
APPCA210421-135	Wood & Ivory	4/21/2021	468.75
APPCA210421-136	Wood & Ivory	4/21/2021	156.25
APPCA210421-137	Wood & Ivory	4/21/2021	229.16
APPCA210421-138	Wood & Ivory	4/21/2021	700.00
APPCA210421-139	Wood & Ivory	4/21/2021	468.75
APPCA210421-14	Ashley Collins	4/21/2021	150.00
APPCA210421-15	Charles Jones	4/21/2021	99.38
APPCA210421-16	Charter Impact, Inc.	4/21/2021	200.00
APPCA210421-17	Coastal Music Studios	4/21/2021	4,130.00
APPCA210421-18	Dustin Callahan	4/21/2021	540.00
APPCA210421-19	Dustin Callahan	4/21/2021	210.00
APPCA210421-20	eat2explore	4/21/2021	299.40
APPCA210421-21	Fashion Camp LLC	4/21/2021	125.00
APPCA210421-22	Galina Eroshkina	4/21/2021	675.00
APPCA210421-23	Galina Eroshkina	4/21/2021	180.00
APPCA210421-24	Galina Eroshkina	4/21/2021	700.00
APPCA210421-25	Gryphon Fitness Studio, LLC	4/21/2021	378.00
APPCA210421-26	History Unboxed LLC	4/21/2021	235.74
APPCA210421-27	History Unboxed LLC	4/21/2021	236.39
APPCA210421-28	History Unboxed LLC	4/21/2021	291.34
APPCA210421-29	History Unboxed LLC	4/21/2021	292.97
APPCA210421-30	History Unboxed LLC	4/21/2021	167.70
APPCA210421-31	History Unboxed LLC	4/21/2021	67.70
APPCA210421-32	History Unboxed LLC	4/21/2021	66.10
APPCA210421-33	History Unboxed LLC	4/21/2021	66.10
APPCA210421-34	History Unboxed LLC	4/21/2021	66.10
APPCA210421-35	Holly Hull	4/21/2021	140.00

Pacific Coast Academy**Check Register****For the period ended April 30, 2021**

Check Number	Vendor Name	Check Date	Check Amount
APPCA210421-36	Holly Hull	4/21/2021	140.00
APPCA210421-37	Holly Hull	4/21/2021	315.00
APPCA210421-38	Holly Hull	4/21/2021	135.00
APPCA210421-39	Holly Hull	4/21/2021	280.00
APPCA210421-40	Holly Hull	4/21/2021	225.00
APPCA210421-41	Holly Hull	4/21/2021	225.00
APPCA210421-42	Institute for Excellence in Writing	4/21/2021	160.99
APPCA210421-43	Janelle Wilson	4/21/2021	4,651.00
APPCA210421-44	Joann Henrickle Horsemanship	4/21/2021	330.00
APPCA210421-45	Joann Henrickle Horsemanship	4/21/2021	330.00
APPCA210421-46	Laura DeSoto	4/21/2021	482.50
APPCA210421-47	Leading Note Studios	4/21/2021	314.00
APPCA210421-48	Leading Note Studios	4/21/2021	71.00
APPCA210421-49	Lighthouse Therapy LLC	4/21/2021	33,852.75
APPCA210421-50	Liliana Harris	4/21/2021	200.00
APPCA210421-51	Liliana Harris	4/21/2021	159.99
APPCA210421-52	Logic of English	4/21/2021	162.36
APPCA210421-53	Logic of English	4/21/2021	162.36
APPCA210421-54	Logic of English	4/21/2021	362.44
APPCA210421-55	Manna's Martial Arts Inc.	4/21/2021	170.00
APPCA210421-56	Marianne R. Hill	4/21/2021	1,100.00
APPCA210421-57	Marianne R. Hill	4/21/2021	125.00
APPCA210421-58	Mary Longbottom	4/21/2021	1,710.00
APPCA210421-59	Michael Bottomley	4/21/2021	1,000.00
APPCA210421-60	Office Depot, Inc	4/21/2021	97.40
APPCA210421-61	Office Depot, Inc	4/21/2021	14.00
APPCA210421-62	Peace Hill Press, Inc dba Well Trained Mind Press	4/21/2021	10.95
APPCA210421-63	PowerSchool Group LLC	4/21/2021	4,386.67
APPCA210421-64	PresenceLearning, Inc	4/21/2021	15,007.40
APPCA210421-65	Procopio, Cory, Hargreaves & Savitch LLP	4/21/2021	2,545.20
APPCA210421-66	Rainbow Resource Center	4/21/2021	100.03
APPCA210421-67	Rainbow Resource Center	4/21/2021	72.91
APPCA210421-68	Rainbow Resource Center	4/21/2021	109.48
APPCA210421-69	Rainbow Resource Center	4/21/2021	33.20
APPCA210421-70	Rainbow Resource Center	4/21/2021	51.84
APPCA210421-71	Rainbow Resource Center	4/21/2021	21.29
APPCA210421-72	Rainbow Resource Center	4/21/2021	52.86
APPCA210421-73	Rainbow Resource Center	4/21/2021	147.39
APPCA210421-74	Rainbow Resource Center	4/21/2021	178.07
APPCA210421-75	Rainbow Resource Center	4/21/2021	23.49
APPCA210421-76	Rainbow Resource Center	4/21/2021	59.43
APPCA210421-77	Rainbow Resource Center	4/21/2021	205.89

Pacific Coast Academy**Check Register****For the period ended April 30, 2021**

Check Number	Vendor Name	Check Date	Check Amount
APPCA210421-78	Rainbow Resource Center	4/21/2021	33.34
APPCA210421-79	Rainbow Resource Center	4/21/2021	93.22
APPCA210421-80	Rainbow Resource Center	4/21/2021	119.40
APPCA210421-81	Rainbow Resource Center	4/21/2021	30.56
APPCA210421-82	Rainbow Resource Center	4/21/2021	44.89
APPCA210421-83	Rainbow Resource Center	4/21/2021	28.19
APPCA210421-84	Rainbow Resource Center	4/21/2021	189.46
APPCA210421-85	Rainbow Resource Center	4/21/2021	181.28
APPCA210421-86	Rainbow Resource Center	4/21/2021	199.00
APPCA210421-87	Rainbow Resource Center	4/21/2021	120.79
APPCA210421-88	Rainbow Resource Center	4/21/2021	22.76
APPCA210421-89	Rainbow Resource Center	4/21/2021	66.49
APPCA210421-90	Rainbow Resource Center	4/21/2021	120.81
APPCA210421-91	Rainbow Resource Center	4/21/2021	36.20
APPCA210421-92	Rainbow Resource Center	4/21/2021	68.68
APPCA210421-93	Rainbow Resource Center	4/21/2021	63.06
APPCA210421-94	Rainbow Resource Center	4/21/2021	28.77
APPCA210421-95	Rainbow Resource Center	4/21/2021	11.00
APPCA210421-96	Rainbow Resource Center	4/21/2021	126.88
APPCA210421-97	Rainbow Resource Center	4/21/2021	76.04
APPCA210421-98	Robin Young	4/21/2021	1,154.11
APPCA210421-99	San Diego Ice Arena	4/21/2021	350.00
APPCA210422-01	Amazon Capital Services	4/22/2021	30.30
APPCA210422-02	Amazon Capital Services	4/22/2021	36.61
APPCA210422-03	Amazon Capital Services	4/22/2021	204.70
APPCA210422-04	Amazon Capital Services	4/22/2021	34.57
APPCA210422-05	Amazon Capital Services	4/22/2021	215.38
APPCA210422-06	Amazon Capital Services	4/22/2021	8.10
APPCA210422-07	Amazon Capital Services	4/22/2021	20.56
APPCA210422-08	Amazon Capital Services	4/22/2021	11.84
APPCA210422-09	Amazon Capital Services	4/22/2021	17.16
APPCA210422-10	Amazon Capital Services	4/22/2021	35.44
APPCA210422-100	Amazon Capital Services	4/22/2021	24.18
APPCA210422-101	Amazon Capital Services	4/22/2021	177.79
APPCA210422-102	Amazon Capital Services	4/22/2021	3.23
APPCA210422-103	Amazon Capital Services	4/22/2021	11.79
APPCA210422-104	Amazon Capital Services	4/22/2021	22.56
APPCA210422-105	Amazon Capital Services	4/22/2021	10.81
APPCA210422-106	Amazon Capital Services	4/22/2021	25.93
APPCA210422-107	Amazon Capital Services	4/22/2021	35.00
APPCA210422-108	Amazon Capital Services	4/22/2021	27.97
APPCA210422-109	Amazon Capital Services	4/22/2021	9.53

Pacific Coast Academy**Check Register****For the period ended April 30, 2021**

Check Number	Vendor Name	Check Date	Check Amount
APPCA210422-11	Amazon Capital Services	4/22/2021	21.64
APPCA210422-110	Amazon Capital Services	4/22/2021	37.96
APPCA210422-111	Amazon Capital Services	4/22/2021	18.74
APPCA210422-112	Amazon Capital Services	4/22/2021	37.96
APPCA210422-113	Amazon Capital Services	4/22/2021	8.38
APPCA210422-114	Amazon Capital Services	4/22/2021	33.53
APPCA210422-115	Amazon Capital Services	4/22/2021	4.95
APPCA210422-116	Amazon Capital Services	4/22/2021	16.29
APPCA210422-117	Amazon Capital Services	4/22/2021	4.06
APPCA210422-118	Amazon Capital Services	4/22/2021	25.85
APPCA210422-119	Amazon Capital Services	4/22/2021	18.20
APPCA210422-12	Amazon Capital Services	4/22/2021	17.30
APPCA210422-120	Amazon Capital Services	4/22/2021	100.61
APPCA210422-121	Amazon Capital Services	4/22/2021	24.77
APPCA210422-122	Amazon Capital Services	4/22/2021	93.67
APPCA210422-123	Amazon Capital Services	4/22/2021	10.28
APPCA210422-124	Amazon Capital Services	4/22/2021	14.06
APPCA210422-125	Amazon Capital Services	4/22/2021	19.34
APPCA210422-126	Amazon Capital Services	4/22/2021	19.94
APPCA210422-127	Amazon Capital Services	4/22/2021	10.86
APPCA210422-128	Amazon Capital Services	4/22/2021	7.27
APPCA210422-129	Amazon Capital Services	4/22/2021	54.11
APPCA210422-13	Amazon Capital Services	4/22/2021	15.73
APPCA210422-130	Amazon Capital Services	4/22/2021	19.38
APPCA210422-131	Amazon Capital Services	4/22/2021	12.92
APPCA210422-132	Amazon Capital Services	4/22/2021	10.81
APPCA210422-133	Amazon Capital Services	4/22/2021	22.61
APPCA210422-134	Amazon Capital Services	4/22/2021	30.68
APPCA210422-135	Amazon Capital Services	4/22/2021	14.47
APPCA210422-136	Amazon Capital Services	4/22/2021	17.28
APPCA210422-137	Amazon Capital Services	4/22/2021	13.47
APPCA210422-138	Amazon Capital Services	4/22/2021	147.20
APPCA210422-139	Amazon Capital Services	4/22/2021	32.31
APPCA210422-14	Amazon Capital Services	4/22/2021	32.79
APPCA210422-140	Amazon Capital Services	4/22/2021	17.23
APPCA210422-141	Amazon Capital Services	4/22/2021	10.81
APPCA210422-142	Amazon Capital Services	4/22/2021	19.38
APPCA210422-143	Amazon Capital Services	4/22/2021	1.72
APPCA210422-144	Amazon Capital Services	4/22/2021	140.02
APPCA210422-145	Amazon Capital Services	4/22/2021	21.32
APPCA210422-146	Amazon Capital Services	4/22/2021	27.05
APPCA210422-147	Amazon Capital Services	4/22/2021	27.17

Pacific Coast Academy**Check Register****For the period ended April 30, 2021**

Check Number	Vendor Name	Check Date	Check Amount
APPCA210422-148	Amazon Capital Services	4/22/2021	29.30
APPCA210422-149	Amazon Capital Services	4/22/2021	20.43
APPCA210422-15	Amazon Capital Services	4/22/2021	24.77
APPCA210422-150	Amazon Capital Services	4/22/2021	146.52
APPCA210422-151	Amazon Capital Services	4/22/2021	29.32
APPCA210422-152	Amazon Capital Services	4/22/2021	10.72
APPCA210422-153	Amazon Capital Services	4/22/2021	23.39
APPCA210422-154	Amazon Capital Services	4/22/2021	35.44
APPCA210422-155	Amazon Capital Services	4/22/2021	25.75
APPCA210422-156	Amazon Capital Services	4/22/2021	368.72
APPCA210422-157	Amazon Capital Services	4/22/2021	12.92
APPCA210422-158	Amazon Capital Services	4/22/2021	23.05
APPCA210422-159	Amazon Capital Services	4/22/2021	13.77
APPCA210422-16	Amazon Capital Services	4/22/2021	31.38
APPCA210422-160	Amazon Capital Services	4/22/2021	18.74
APPCA210422-161	Amazon Capital Services	4/22/2021	15.07
APPCA210422-162	Amazon Capital Services	4/22/2021	26.36
APPCA210422-163	Amazon Capital Services	4/22/2021	23.89
APPCA210422-164	Amazon Capital Services	4/22/2021	139.91
APPCA210422-165	Amazon Capital Services	4/22/2021	31.13
APPCA210422-166	Amazon Capital Services	4/22/2021	111.19
APPCA210422-167	Amazon Capital Services	4/22/2021	11.35
APPCA210422-168	Amazon Capital Services	4/22/2021	34.95
APPCA210422-169	Amazon Capital Services	4/22/2021	17.16
APPCA210422-17	Amazon Capital Services	4/22/2021	16.15
APPCA210422-170	Amazon Capital Services	4/22/2021	133.23
APPCA210422-171	Amazon Capital Services	4/22/2021	16.15
APPCA210422-172	Amazon Capital Services	4/22/2021	21.54
APPCA210422-173	Amazon Capital Services	4/22/2021	10.76
APPCA210422-174	Amazon Capital Services	4/22/2021	24.77
APPCA210422-175	Amazon Capital Services	4/22/2021	16.05
APPCA210422-176	Amazon Capital Services	4/22/2021	16.23
APPCA210422-177	Amazon Capital Services	4/22/2021	33.30
APPCA210422-178	Amazon Capital Services	4/22/2021	323.24
APPCA210422-179	Amazon Capital Services	4/22/2021	80.86
APPCA210422-18	Amazon Capital Services	4/22/2021	19.28
APPCA210422-180	Amazon Capital Services	4/22/2021	17.77
APPCA210422-181	Amazon Capital Services	4/22/2021	25.16
APPCA210422-182	Amazon Capital Services	4/22/2021	16.15
APPCA210422-183	Amazon Capital Services	4/22/2021	49.38
APPCA210422-184	Amazon Capital Services	4/22/2021	115.06
APPCA210422-185	Amazon Capital Services	4/22/2021	32.26

Pacific Coast Academy**Check Register****For the period ended April 30, 2021**

Check Number	Vendor Name	Check Date	Check Amount
APPCA210422-186	Amazon Capital Services	4/22/2021	158.36
APPCA210422-187	Amazon Capital Services	4/22/2021	17.97
APPCA210422-188	Amazon Capital Services	4/22/2021	11.95
APPCA210422-189	Amazon Capital Services	4/22/2021	13.88
APPCA210422-19	Amazon Capital Services	4/22/2021	44.62
APPCA210422-190	Amazon Capital Services	4/22/2021	34.15
APPCA210422-191	Amazon Capital Services	4/22/2021	14.13
APPCA210422-192	Amazon Capital Services	4/22/2021	19.38
APPCA210422-193	Amazon Capital Services	4/22/2021	26.78
APPCA210422-194	Amazon Capital Services	4/22/2021	28.02
APPCA210422-195	Amazon Capital Services	4/22/2021	33.83
APPCA210422-196	Amazon Capital Services	4/22/2021	141.01
APPCA210422-197	Amazon Capital Services	4/22/2021	11.84
APPCA210422-198	Amazon Capital Services	4/22/2021	115.76
APPCA210422-199	Amazon Capital Services	4/22/2021	30.12
APPCA210422-20	Amazon Capital Services	4/22/2021	19.18
APPCA210422-200	Amazon Capital Services	4/22/2021	12.65
APPCA210422-201	Amazon Capital Services	4/22/2021	28.65
APPCA210422-202	Amazon Capital Services	4/22/2021	14.49
APPCA210422-203	Amazon Capital Services	4/22/2021	5.89
APPCA210422-204	Amazon Capital Services	4/22/2021	37.94
APPCA210422-205	Amazon Capital Services	4/22/2021	2.84
APPCA210422-206	Amazon Capital Services	4/22/2021	3.06
APPCA210422-207	Amazon Capital Services	4/22/2021	110.61
APPCA210422-208	Amazon Capital Services	4/22/2021	24.97
APPCA210422-209	Amazon Capital Services	4/22/2021	103.06
APPCA210422-21	Amazon Capital Services	4/22/2021	35.49
APPCA210422-210	Amazon Capital Services	4/22/2021	24.78
APPCA210422-211	Amazon Capital Services	4/22/2021	12.91
APPCA210422-212	Amazon Capital Services	4/22/2021	5.16
APPCA210422-213	Amazon Capital Services	4/22/2021	10.93
APPCA210422-214	Amazon Capital Services	4/22/2021	134.56
APPCA210422-215	Amazon Capital Services	4/22/2021	150.84
APPCA210422-216	Amazon Capital Services	4/22/2021	106.32
APPCA210422-217	Amazon Capital Services	4/22/2021	31.33
APPCA210422-218	Amazon Capital Services	4/22/2021	54.51
APPCA210422-219	Amazon Capital Services	4/22/2021	18.42
APPCA210422-22	Amazon Capital Services	4/22/2021	27.05
APPCA210422-220	Amazon Capital Services	4/22/2021	58.12
APPCA210422-221	Amazon Capital Services	4/22/2021	18.19
APPCA210422-222	Amazon Capital Services	4/22/2021	23.68
APPCA210422-223	Amazon Capital Services	4/22/2021	27.30

Pacific Coast Academy**Check Register****For the period ended April 30, 2021**

Check Number	Vendor Name	Check Date	Check Amount
APPCA210422-224	Amazon Capital Services	4/22/2021	33.59
APPCA210422-225	Amazon Capital Services	4/22/2021	12.44
APPCA210422-226	Amazon Capital Services	4/22/2021	29.49
APPCA210422-227	Amazon Capital Services	4/22/2021	344.98
APPCA210422-228	Amazon Capital Services	4/22/2021	20.45
APPCA210422-229	Amazon Capital Services	4/22/2021	10.76
APPCA210422-23	Amazon Capital Services	4/22/2021	7.51
APPCA210422-230	Amazon Capital Services	4/22/2021	11.96
APPCA210422-231	Amazon Capital Services	4/22/2021	20.55
APPCA210422-232	Amazon Capital Services	4/22/2021	17.75
APPCA210422-233	Amazon Capital Services	4/22/2021	88.34
APPCA210422-234	Amazon Capital Services	4/22/2021	117.12
APPCA210422-235	Amazon Capital Services	4/22/2021	6.45
APPCA210422-236	Amazon Capital Services	4/22/2021	32.31
APPCA210422-237	Amazon Capital Services	4/22/2021	21.74
APPCA210422-238	Amazon Capital Services	4/22/2021	16.04
APPCA210422-239	Amazon Capital Services	4/22/2021	34.69
APPCA210422-24	Amazon Capital Services	4/22/2021	72.93
APPCA210422-240	Amazon Capital Services	4/22/2021	20.46
APPCA210422-241	Amazon Capital Services	4/22/2021	110.96
APPCA210422-242	Amazon Capital Services	4/22/2021	103.29
APPCA210422-243	Amazon Capital Services	4/22/2021	110.26
APPCA210422-244	Amazon Capital Services	4/22/2021	19.38
APPCA210422-245	Amazon Capital Services	4/22/2021	34.47
APPCA210422-246	Amazon Capital Services	4/22/2021	10.85
APPCA210422-247	Amazon Capital Services	4/22/2021	54.40
APPCA210422-248	Amazon Capital Services	4/22/2021	26.94
APPCA210422-249	Amazon Capital Services	4/22/2021	32.31
APPCA210422-25	Amazon Capital Services	4/22/2021	58.51
APPCA210422-250	Amazon Capital Services	4/22/2021	32.31
APPCA210422-251	Amazon Capital Services	4/22/2021	24.56
APPCA210422-252	Amazon Capital Services	4/22/2021	17.86
APPCA210422-253	Amazon Capital Services	4/22/2021	117.93
APPCA210422-254	Amazon Capital Services	4/22/2021	12.88
APPCA210422-255	Amazon Capital Services	4/22/2021	27.18
APPCA210422-256	Amazon Capital Services	4/22/2021	26.27
APPCA210422-257	Amazon Capital Services	4/22/2021	25.83
APPCA210422-258	Amazon Capital Services	4/22/2021	188.65
APPCA210422-259	Amazon Capital Services	4/22/2021	31.08
APPCA210422-26	Amazon Capital Services	4/22/2021	26.92
APPCA210422-260	Amazon Capital Services	4/22/2021	25.16
APPCA210422-261	Amazon Capital Services	4/22/2021	114.73

Pacific Coast Academy**Check Register****For the period ended April 30, 2021**

Check Number	Vendor Name	Check Date	Check Amount
APPCA210422-262	Amazon Capital Services	4/22/2021	14.05
APPCA210422-263	Amazon Capital Services	4/22/2021	10.75
APPCA210422-264	Amazon Capital Services	4/22/2021	56.99
APPCA210422-265	Amazon Capital Services	4/22/2021	129.86
APPCA210422-266	Amazon Capital Services	4/22/2021	21.53
APPCA210422-267	Amazon Capital Services	4/22/2021	56.75
APPCA210422-268	Amazon Capital Services	4/22/2021	22.06
APPCA210422-269	Amazon Capital Services	4/22/2021	122.42
APPCA210422-27	Amazon Capital Services	4/22/2021	26.93
APPCA210422-270	Amazon Capital Services	4/22/2021	32.31
APPCA210422-271	Amazon Capital Services	4/22/2021	70.01
APPCA210422-272	Amazon Capital Services	4/22/2021	21.80
APPCA210422-273	Amazon Capital Services	4/22/2021	10.75
APPCA210422-274	Amazon Capital Services	4/22/2021	31.24
APPCA210422-275	Amazon Capital Services	4/22/2021	59.80
APPCA210422-276	Amazon Capital Services	4/22/2021	13.95
APPCA210422-277	Amazon Capital Services	4/22/2021	40.65
APPCA210422-278	Amazon Capital Services	4/22/2021	42.10
APPCA210422-279	Amazon Capital Services	4/22/2021	32.29
APPCA210422-28	Amazon Capital Services	4/22/2021	33.97
APPCA210422-280	Amazon Capital Services	4/22/2021	38.73
APPCA210422-281	Amazon Capital Services	4/22/2021	3.76
APPCA210422-282	Amazon Capital Services	4/22/2021	30.43
APPCA210422-283	Amazon Capital Services	4/22/2021	45.35
APPCA210422-284	Amazon Capital Services	4/22/2021	31.86
APPCA210422-285	Amazon Capital Services	4/22/2021	51.55
APPCA210422-286	Amazon Capital Services	4/22/2021	5.43
APPCA210422-287	Amazon Capital Services	4/22/2021	9.69
APPCA210422-288	Amazon Capital Services	4/22/2021	15.72
APPCA210422-289	Amazon Capital Services	4/22/2021	21.15
APPCA210422-29	Amazon Capital Services	4/22/2021	32.97
APPCA210422-290	Amazon Capital Services	4/22/2021	51.36
APPCA210422-291	Amazon Capital Services	4/22/2021	28.92
APPCA210422-292	Amazon Capital Services	4/22/2021	32.23
APPCA210422-293	Amazon Capital Services	4/22/2021	32.31
APPCA210422-294	Amazon Capital Services	4/22/2021	70.09
APPCA210422-295	Amazon Capital Services	4/22/2021	25.04
APPCA210422-296	Amazon Capital Services	4/22/2021	44.77
APPCA210422-297	Amazon Capital Services	4/22/2021	15.04
APPCA210422-298	Amazon Capital Services	4/22/2021	106.64
APPCA210422-299	Amazon Capital Services	4/22/2021	81.34
APPCA210422-30	Amazon Capital Services	4/22/2021	65.39

Pacific Coast Academy**Check Register****For the period ended April 30, 2021**

Check Number	Vendor Name	Check Date	Check Amount
APPCA210422-300	Amazon Capital Services	4/22/2021	76.65
APPCA210422-31	Amazon Capital Services	4/22/2021	24.31
APPCA210422-32	Amazon Capital Services	4/22/2021	21.54
APPCA210422-33	Amazon Capital Services	4/22/2021	16.86
APPCA210422-34	Amazon Capital Services	4/22/2021	26.64
APPCA210422-35	Amazon Capital Services	4/22/2021	215.49
APPCA210422-36	Amazon Capital Services	4/22/2021	17.90
APPCA210422-37	Amazon Capital Services	4/22/2021	16.15
APPCA210422-38	Amazon Capital Services	4/22/2021	18.49
APPCA210422-39	Amazon Capital Services	4/22/2021	7.60
APPCA210422-40	Amazon Capital Services	4/22/2021	10.55
APPCA210422-41	Amazon Capital Services	4/22/2021	33.89
APPCA210422-42	Amazon Capital Services	4/22/2021	152.26
APPCA210422-43	Amazon Capital Services	4/22/2021	32.70
APPCA210422-44	Amazon Capital Services	4/22/2021	35.65
APPCA210422-45	Amazon Capital Services	4/22/2021	14.06
APPCA210422-46	Amazon Capital Services	4/22/2021	18.19
APPCA210422-47	Amazon Capital Services	4/22/2021	110.95
APPCA210422-48	Amazon Capital Services	4/22/2021	31.53
APPCA210422-49	Amazon Capital Services	4/22/2021	24.80
APPCA210422-50	Amazon Capital Services	4/22/2021	18.93
APPCA210422-51	Amazon Capital Services	4/22/2021	28.74
APPCA210422-52	Amazon Capital Services	4/22/2021	12.90
APPCA210422-53	Amazon Capital Services	4/22/2021	25.44
APPCA210422-54	Amazon Capital Services	4/22/2021	31.01
APPCA210422-55	Amazon Capital Services	4/22/2021	35.93
APPCA210422-56	Amazon Capital Services	4/22/2021	16.15
APPCA210422-57	Amazon Capital Services	4/22/2021	29.63
APPCA210422-58	Amazon Capital Services	4/22/2021	21.54
APPCA210422-59	Amazon Capital Services	4/22/2021	76.43
APPCA210422-60	Amazon Capital Services	4/22/2021	28.80
APPCA210422-61	Amazon Capital Services	4/22/2021	6.48
APPCA210422-62	Amazon Capital Services	4/22/2021	23.84
APPCA210422-63	Amazon Capital Services	4/22/2021	27.57
APPCA210422-64	Amazon Capital Services	4/22/2021	7.57
APPCA210422-65	Amazon Capital Services	4/22/2021	64.64
APPCA210422-66	Amazon Capital Services	4/22/2021	27.01
APPCA210422-67	Amazon Capital Services	4/22/2021	164.87
APPCA210422-68	Amazon Capital Services	4/22/2021	12.70
APPCA210422-69	Amazon Capital Services	4/22/2021	23.91
APPCA210422-70	Amazon Capital Services	4/22/2021	31.33
APPCA210422-71	Amazon Capital Services	4/22/2021	6.45

Pacific Coast Academy**Check Register****For the period ended April 30, 2021**

Check Number	Vendor Name	Check Date	Check Amount
APPCA210422-72	Amazon Capital Services	4/22/2021	25.63
APPCA210422-73	Amazon Capital Services	4/22/2021	27.52
APPCA210422-74	Amazon Capital Services	4/22/2021	10.72
APPCA210422-75	Amazon Capital Services	4/22/2021	162.34
APPCA210422-76	Amazon Capital Services	4/22/2021	46.29
APPCA210422-77	Amazon Capital Services	4/22/2021	114.73
APPCA210422-78	Amazon Capital Services	4/22/2021	27.18
APPCA210422-79	Amazon Capital Services	4/22/2021	3.22
APPCA210422-80	Amazon Capital Services	4/22/2021	34.26
APPCA210422-81	Amazon Capital Services	4/22/2021	22.57
APPCA210422-82	Amazon Capital Services	4/22/2021	105.31
APPCA210422-83	Amazon Capital Services	4/22/2021	31.76
APPCA210422-84	Amazon Capital Services	4/22/2021	26.94
APPCA210422-85	Amazon Capital Services	4/22/2021	36.23
APPCA210422-86	Amazon Capital Services	4/22/2021	15.02
APPCA210422-87	Amazon Capital Services	4/22/2021	16.15
APPCA210422-88	Amazon Capital Services	4/22/2021	30.47
APPCA210422-89	Amazon Capital Services	4/22/2021	4.28
APPCA210422-90	Amazon Capital Services	4/22/2021	12.92
APPCA210422-91	Amazon Capital Services	4/22/2021	34.47
APPCA210422-92	Amazon Capital Services	4/22/2021	36.11
APPCA210422-93	Amazon Capital Services	4/22/2021	10.76
APPCA210422-94	Amazon Capital Services	4/22/2021	26.92
APPCA210422-95	Amazon Capital Services	4/22/2021	23.62
APPCA210422-96	Amazon Capital Services	4/22/2021	25.85
APPCA210422-97	Amazon Capital Services	4/22/2021	24.34
APPCA210422-98	Amazon Capital Services	4/22/2021	22.51
APPCA210422-99	Amazon Capital Services	4/22/2021	10.27
APPCA210427-01	Amazon Capital Services	4/27/2021	82.11
APPCA210427-02	Amazon Capital Services	4/27/2021	36.84
APPCA210427-03	Amazon Capital Services	4/27/2021	66.23
APPCA210427-04	Amazon Capital Services	4/27/2021	37.64
APPCA210427-05	Amazon Capital Services	4/27/2021	46.89
APPCA210427-06	Amazon Capital Services	4/27/2021	76.73
APPCA210427-07	Amazon Capital Services	4/27/2021	58.98
APPCA210427-08	Amazon Capital Services	4/27/2021	37.33
APPCA210427-09	Amazon Capital Services	4/27/2021	54.19
APPCA210427-10	Amazon Capital Services	4/27/2021	9.62
APPCA210427-100	Amazon Capital Services	4/27/2021	89.33
APPCA210427-101	Amazon Capital Services	4/27/2021	9.06
APPCA210427-102	Amazon Capital Services	4/27/2021	64.17
APPCA210427-103	Amazon Capital Services	4/27/2021	71.44

Pacific Coast Academy**Check Register****For the period ended April 30, 2021**

Check Number	Vendor Name	Check Date	Check Amount
APPCA210427-104	Amazon Capital Services	4/27/2021	86.39
APPCA210427-105	Amazon Capital Services	4/27/2021	99.37
APPCA210427-106	Amazon Capital Services	4/27/2021	58.06
APPCA210427-107	Amazon Capital Services	4/27/2021	87.73
APPCA210427-108	Amazon Capital Services	4/27/2021	87.63
APPCA210427-109	Amazon Capital Services	4/27/2021	8.60
APPCA210427-11	Amazon Capital Services	4/27/2021	80.90
APPCA210427-110	Amazon Capital Services	4/27/2021	96.96
APPCA210427-111	Amazon Capital Services	4/27/2021	6.73
APPCA210427-112	Amazon Capital Services	4/27/2021	9.69
APPCA210427-113	Amazon Capital Services	4/27/2021	39.09
APPCA210427-114	Amazon Capital Services	4/27/2021	79.36
APPCA210427-115	Amazon Capital Services	4/27/2021	6.45
APPCA210427-116	Amazon Capital Services	4/27/2021	52.18
APPCA210427-117	Amazon Capital Services	4/27/2021	47.74
APPCA210427-118	Amazon Capital Services	4/27/2021	6.99
APPCA210427-119	Amazon Capital Services	4/27/2021	9.70
APPCA210427-12	Amazon Capital Services	4/27/2021	37.70
APPCA210427-120	Amazon Capital Services	4/27/2021	7.56
APPCA210427-121	Amazon Capital Services	4/27/2021	93.70
APPCA210427-122	Amazon Capital Services	4/27/2021	73.20
APPCA210427-123	Amazon Capital Services	4/27/2021	6.51
APPCA210427-124	Amazon Capital Services	4/27/2021	9.97
APPCA210427-125	Amazon Capital Services	4/27/2021	41.51
APPCA210427-126	Amazon Capital Services	4/27/2021	81.24
APPCA210427-127	Amazon Capital Services	4/27/2021	95.38
APPCA210427-128	Amazon Capital Services	4/27/2021	44.69
APPCA210427-129	Amazon Capital Services	4/27/2021	5.38
APPCA210427-13	Amazon Capital Services	4/27/2021	8.61
APPCA210427-130	Amazon Capital Services	4/27/2021	96.94
APPCA210427-131	Amazon Capital Services	4/27/2021	4.08
APPCA210427-132	Amazon Capital Services	4/27/2021	81.17
APPCA210427-133	Amazon Capital Services	4/27/2021	51.08
APPCA210427-134	Amazon Capital Services	4/27/2021	83.84
APPCA210427-135	Amazon Capital Services	4/27/2021	40.86
APPCA210427-136	Amazon Capital Services	4/27/2021	5.60
APPCA210427-137	Amazon Capital Services	4/27/2021	7.48
APPCA210427-138	Amazon Capital Services	4/27/2021	50.02
APPCA210427-139	Amazon Capital Services	4/27/2021	49.52
APPCA210427-14	Amazon Capital Services	4/27/2021	9.22
APPCA210427-140	Amazon Capital Services	4/27/2021	88.44
APPCA210427-141	Amazon Capital Services	4/27/2021	9.78

Pacific Coast Academy**Check Register****For the period ended April 30, 2021**

Check Number	Vendor Name	Check Date	Check Amount
APPCA210427-142	Amazon Capital Services	4/27/2021	8.09
APPCA210427-143	Amazon Capital Services	4/27/2021	9.15
APPCA210427-144	Amazon Capital Services	4/27/2021	84.22
APPCA210427-145	Amazon Capital Services	4/27/2021	68.80
APPCA210427-146	Amazon Capital Services	4/27/2021	6.35
APPCA210427-147	Amazon Capital Services	4/27/2021	7.54
APPCA210427-148	Amazon Capital Services	4/27/2021	7.77
APPCA210427-149	Amazon Capital Services	4/27/2021	9.19
APPCA210427-15	Amazon Capital Services	4/27/2021	41.97
APPCA210427-150	Amazon Capital Services	4/27/2021	8.61
APPCA210427-151	Amazon Capital Services	4/27/2021	8.61
APPCA210427-152	Amazon Capital Services	4/27/2021	9.69
APPCA210427-153	Amazon Capital Services	4/27/2021	6.45
APPCA210427-154	Amazon Capital Services	4/27/2021	64.32
APPCA210427-155	Amazon Capital Services	4/27/2021	76.02
APPCA210427-156	Amazon Capital Services	4/27/2021	67.21
APPCA210427-157	Amazon Capital Services	4/27/2021	63.30
APPCA210427-158	Amazon Capital Services	4/27/2021	85.79
APPCA210427-159	Amazon Capital Services	4/27/2021	7.47
APPCA210427-16	Amazon Capital Services	4/27/2021	54.57
APPCA210427-160	Amazon Capital Services	4/27/2021	73.44
APPCA210427-161	Amazon Capital Services	4/27/2021	66.70
APPCA210427-162	Amazon Capital Services	4/27/2021	70.22
APPCA210427-163	Amazon Capital Services	4/27/2021	81.03
APPCA210427-164	Amazon Capital Services	4/27/2021	7.60
APPCA210427-165	Amazon Capital Services	4/27/2021	67.56
APPCA210427-166	Amazon Capital Services	4/27/2021	7.53
APPCA210427-167	Amazon Capital Services	4/27/2021	8.61
APPCA210427-168	Amazon Capital Services	4/27/2021	9.69
APPCA210427-169	Amazon Capital Services	4/27/2021	8.61
APPCA210427-17	Amazon Capital Services	4/27/2021	76.15
APPCA210427-170	Amazon Capital Services	4/27/2021	9.78
APPCA210427-171	Amazon Capital Services	4/27/2021	78.73
APPCA210427-172	Amazon Capital Services	4/27/2021	8.61
APPCA210427-173	Amazon Capital Services	4/27/2021	86.55
APPCA210427-174	Amazon Capital Services	4/27/2021	7.57
APPCA210427-175	Amazon Capital Services	4/27/2021	80.54
APPCA210427-176	Amazon Capital Services	4/27/2021	92.40
APPCA210427-177	Amazon Capital Services	4/27/2021	7.17
APPCA210427-178	Amazon Capital Services	4/27/2021	9.64
APPCA210427-179	Amazon Capital Services	4/27/2021	58.44
APPCA210427-18	Amazon Capital Services	4/27/2021	91.35

Pacific Coast Academy**Check Register****For the period ended April 30, 2021**

Check Number	Vendor Name	Check Date	Check Amount
APPCA210427-180	Amazon Capital Services	4/27/2021	74.19
APPCA210427-181	Amazon Capital Services	4/27/2021	6.99
APPCA210427-182	Amazon Capital Services	4/27/2021	74.00
APPCA210427-183	Amazon Capital Services	4/27/2021	75.40
APPCA210427-184	Amazon Capital Services	4/27/2021	74.09
APPCA210427-185	Amazon Capital Services	4/27/2021	9.13
APPCA210427-186	Amazon Capital Services	4/27/2021	9.46
APPCA210427-187	Amazon Capital Services	4/27/2021	7.53
APPCA210427-188	Amazon Capital Services	4/27/2021	51.68
APPCA210427-189	Amazon Capital Services	4/27/2021	47.46
APPCA210427-19	Amazon Capital Services	4/27/2021	76.37
APPCA210427-190	Amazon Capital Services	4/27/2021	72.49
APPCA210427-191	Amazon Capital Services	4/27/2021	68.93
APPCA210427-192	Amazon Capital Services	4/27/2021	5.48
APPCA210427-193	Amazon Capital Services	4/27/2021	59.25
APPCA210427-194	Amazon Capital Services	4/27/2021	70.00
APPCA210427-195	Amazon Capital Services	4/27/2021	6.46
APPCA210427-196	Amazon Capital Services	4/27/2021	38.84
APPCA210427-197	Amazon Capital Services	4/27/2021	6.51
APPCA210427-198	Amazon Capital Services	4/27/2021	7.53
APPCA210427-199	Amazon Capital Services	4/27/2021	6.42
APPCA210427-20	Amazon Capital Services	4/27/2021	69.82
APPCA210427-200	Amazon Capital Services	4/27/2021	78.47
APPCA210427-201	Amazon Capital Services	4/27/2021	86.70
APPCA210427-202	Amazon Capital Services	4/27/2021	83.70
APPCA210427-203	Amazon Capital Services	4/27/2021	37.06
APPCA210427-204	Amazon Capital Services	4/27/2021	80.82
APPCA210427-205	Amazon Capital Services	4/27/2021	82.90
APPCA210427-206	Amazon Capital Services	4/27/2021	9.69
APPCA210427-207	Amazon Capital Services	4/27/2021	58.15
APPCA210427-208	Amazon Capital Services	4/27/2021	40.85
APPCA210427-209	Amazon Capital Services	4/27/2021	64.57
APPCA210427-21	Amazon Capital Services	4/27/2021	74.22
APPCA210427-210	Amazon Capital Services	4/27/2021	6.51
APPCA210427-211	Amazon Capital Services	4/27/2021	64.65
APPCA210427-212	Amazon Capital Services	4/27/2021	59.23
APPCA210427-213	Amazon Capital Services	4/27/2021	68.92
APPCA210427-214	Amazon Capital Services	4/27/2021	48.60
APPCA210427-215	Amazon Capital Services	4/27/2021	9.43
APPCA210427-216	Amazon Capital Services	4/27/2021	70.48
APPCA210427-217	Amazon Capital Services	4/27/2021	62.26
APPCA210427-218	Amazon Capital Services	4/27/2021	71.05

Pacific Coast Academy**Check Register****For the period ended April 30, 2021**

Check Number	Vendor Name	Check Date	Check Amount
APPCA210427-219	Amazon Capital Services	4/27/2021	74.25
APPCA210427-22	Amazon Capital Services	4/27/2021	5.38
APPCA210427-220	Amazon Capital Services	4/27/2021	8.93
APPCA210427-221	Amazon Capital Services	4/27/2021	8.61
APPCA210427-222	Amazon Capital Services	4/27/2021	6.05
APPCA210427-223	Amazon Capital Services	4/27/2021	73.68
APPCA210427-224	Amazon Capital Services	4/27/2021	48.26
APPCA210427-225	Amazon Capital Services	4/27/2021	62.78
APPCA210427-226	Amazon Capital Services	4/27/2021	53.29
APPCA210427-227	Amazon Capital Services	4/27/2021	38.15
APPCA210427-228	Amazon Capital Services	4/27/2021	69.82
APPCA210427-229	Amazon Capital Services	4/27/2021	46.32
APPCA210427-23	Amazon Capital Services	4/27/2021	80.15
APPCA210427-230	Amazon Capital Services	4/27/2021	46.16
APPCA210427-231	Amazon Capital Services	4/27/2021	4.95
APPCA210427-232	Amazon Capital Services	4/27/2021	7.53
APPCA210427-233	Amazon Capital Services	4/27/2021	38.04
APPCA210427-234	Amazon Capital Services	4/27/2021	65.32
APPCA210427-24	Amazon Capital Services	4/27/2021	43.78
APPCA210427-25	Amazon Capital Services	4/27/2021	8.63
APPCA210427-26	Amazon Capital Services	4/27/2021	97.42
APPCA210427-27	Amazon Capital Services	4/27/2021	55.42
APPCA210427-28	Amazon Capital Services	4/27/2021	52.89
APPCA210427-29	Amazon Capital Services	4/27/2021	67.61
APPCA210427-30	Amazon Capital Services	4/27/2021	39.31
APPCA210427-31	Amazon Capital Services	4/27/2021	64.91
APPCA210427-32	Amazon Capital Services	4/27/2021	93.50
APPCA210427-33	Amazon Capital Services	4/27/2021	43.05
APPCA210427-34	Amazon Capital Services	4/27/2021	51.53
APPCA210427-35	Amazon Capital Services	4/27/2021	88.70
APPCA210427-36	Amazon Capital Services	4/27/2021	6.22
APPCA210427-37	Amazon Capital Services	4/27/2021	9.69
APPCA210427-38	Amazon Capital Services	4/27/2021	7.60
APPCA210427-39	Amazon Capital Services	4/27/2021	41.69
APPCA210427-40	Amazon Capital Services	4/27/2021	9.21
APPCA210427-41	Amazon Capital Services	4/27/2021	4.84
APPCA210427-42	Amazon Capital Services	4/27/2021	75.33
APPCA210427-43	Amazon Capital Services	4/27/2021	71.02
APPCA210427-44	Amazon Capital Services	4/27/2021	7.90
APPCA210427-45	Amazon Capital Services	4/27/2021	6.48
APPCA210427-46	Amazon Capital Services	4/27/2021	78.20
APPCA210427-47	Amazon Capital Services	4/27/2021	44.26

Pacific Coast Academy**Check Register****For the period ended April 30, 2021**

Check Number	Vendor Name	Check Date	Check Amount
APPCA210427-48	Amazon Capital Services	4/27/2021	73.18
APPCA210427-49	Amazon Capital Services	4/27/2021	36.92
APPCA210427-50	Amazon Capital Services	4/27/2021	9.19
APPCA210427-51	Amazon Capital Services	4/27/2021	7.49
APPCA210427-52	Amazon Capital Services	4/27/2021	86.80
APPCA210427-53	Amazon Capital Services	4/27/2021	50.63
APPCA210427-54	Amazon Capital Services	4/27/2021	40.74
APPCA210427-55	Amazon Capital Services	4/27/2021	60.10
APPCA210427-56	Amazon Capital Services	4/27/2021	42.74
APPCA210427-57	Amazon Capital Services	4/27/2021	4.32
APPCA210427-58	Amazon Capital Services	4/27/2021	54.04
APPCA210427-59	Amazon Capital Services	4/27/2021	89.79
APPCA210427-60	Amazon Capital Services	4/27/2021	66.06
APPCA210427-61	Amazon Capital Services	4/27/2021	69.91
APPCA210427-62	Amazon Capital Services	4/27/2021	65.64
APPCA210427-63	Amazon Capital Services	4/27/2021	40.70
APPCA210427-64	Amazon Capital Services	4/27/2021	44.55
APPCA210427-65	Amazon Capital Services	4/27/2021	95.03
APPCA210427-66	Amazon Capital Services	4/27/2021	8.69
APPCA210427-67	Amazon Capital Services	4/27/2021	7.49
APPCA210427-68	Amazon Capital Services	4/27/2021	90.76
APPCA210427-69	Amazon Capital Services	4/27/2021	39.38

Pacific Coast Academy**Check Register****For the period ended April 30, 2021**

Check Number	Vendor Name	Check Date	Check Amount
APPCA210427-70	Amazon Capital Services	4/27/2021	84.03
APPCA210427-71	Amazon Capital Services	4/27/2021	81.88
APPCA210427-72	Amazon Capital Services	4/27/2021	8.61
APPCA210427-73	Amazon Capital Services	4/27/2021	77.14
APPCA210427-74	Amazon Capital Services	4/27/2021	8.61
APPCA210427-75	Amazon Capital Services	4/27/2021	6.20
APPCA210427-76	Amazon Capital Services	4/27/2021	42.83
APPCA210427-77	Amazon Capital Services	4/27/2021	4.90
APPCA210427-78	Amazon Capital Services	4/27/2021	70.56
APPCA210427-79	Amazon Capital Services	4/27/2021	86.70
APPCA210427-80	Amazon Capital Services	4/27/2021	6.96
APPCA210427-81	Amazon Capital Services	4/27/2021	64.66
APPCA210427-82	Amazon Capital Services	4/27/2021	98.06
APPCA210427-83	Amazon Capital Services	4/27/2021	77.78
APPCA210427-84	Amazon Capital Services	4/27/2021	53.86
APPCA210427-85	Amazon Capital Services	4/27/2021	66.59
APPCA210427-86	Amazon Capital Services	4/27/2021	97.42
APPCA210427-87	Amazon Capital Services	4/27/2021	9.52
APPCA210427-88	Amazon Capital Services	4/27/2021	61.38
APPCA210427-89	Amazon Capital Services	4/27/2021	58.68
APPCA210427-90	Amazon Capital Services	4/27/2021	55.79
APPCA210427-91	Amazon Capital Services	4/27/2021	6.13
APPCA210427-92	Amazon Capital Services	4/27/2021	44.48
APPCA210427-93	Amazon Capital Services	4/27/2021	59.00
APPCA210427-94	Amazon Capital Services	4/27/2021	60.96
APPCA210427-95	Amazon Capital Services	4/27/2021	58.17
APPCA210427-96	Amazon Capital Services	4/27/2021	98.45
APPCA210427-97	Amazon Capital Services	4/27/2021	8.60
APPCA210427-98	Amazon Capital Services	4/27/2021	73.07
APPCA210427-99	Amazon Capital Services	4/27/2021	55.47
APPCA210429-01	Amazon Capital Services	4/29/2021	8.61
APPCA210429-02	Amazon Capital Services	4/29/2021	45.26
APPCA210429-03	Amazon Capital Services	4/29/2021	120.62
APPCA210429-04	Amazon Capital Services	4/29/2021	16.46
APPCA210429-05	Amazon Capital Services	4/29/2021	14.00
APPCA210429-06	Amazon Capital Services	4/29/2021	11.57
APPCA210429-07	Amazon Capital Services	4/29/2021	50.88
APPCA210429-08	Amazon Capital Services	4/29/2021	267.22
APPCA210429-09	Amazon Capital Services	4/29/2021	38.52
APPCA210429-10	Amazon Capital Services	4/29/2021	36.58
APPCA210429-100	Amazon Capital Services	4/29/2021	25.17
APPCA210429-101	Amazon Capital Services	4/29/2021	43.45

Pacific Coast Academy**Check Register****For the period ended April 30, 2021**

Check Number	Vendor Name	Check Date	Check Amount
APPCA210429-102	Amazon Capital Services	4/29/2021	27.30
APPCA210429-103	Amazon Capital Services	4/29/2021	6.99
APPCA210429-104	Amazon Capital Services	4/29/2021	112.59
APPCA210429-105	Amazon Capital Services	4/29/2021	44.70
APPCA210429-106	Amazon Capital Services	4/29/2021	118.28
APPCA210429-107	Amazon Capital Services	4/29/2021	11.09
APPCA210429-108	Amazon Capital Services	4/29/2021	35.48
APPCA210429-109	Amazon Capital Services	4/29/2021	122.02
APPCA210429-11	Amazon Capital Services	4/29/2021	20.25
APPCA210429-110	Amazon Capital Services	4/29/2021	21.54
APPCA210429-111	Amazon Capital Services	4/29/2021	138.96
APPCA210429-112	Amazon Capital Services	4/29/2021	25.61
APPCA210429-113	Amazon Capital Services	4/29/2021	14.01
APPCA210429-114	Amazon Capital Services	4/29/2021	37.71
APPCA210429-115	Amazon Capital Services	4/29/2021	37.70
APPCA210429-116	Amazon Capital Services	4/29/2021	61.74
APPCA210429-117	Amazon Capital Services	4/29/2021	34.48
APPCA210429-118	Amazon Capital Services	4/29/2021	19.23
APPCA210429-119	Amazon Capital Services	4/29/2021	37.71
APPCA210429-12	Amazon Capital Services	4/29/2021	54.82
APPCA210429-120	Amazon Capital Services	4/29/2021	12.12
APPCA210429-121	Amazon Capital Services	4/29/2021	43.81
APPCA210429-122	Amazon Capital Services	4/29/2021	22.61
APPCA210429-123	Amazon Capital Services	4/29/2021	86.58
APPCA210429-124	Amazon Capital Services	4/29/2021	216.73
APPCA210429-125	Amazon Capital Services	4/29/2021	16.14
APPCA210429-126	Amazon Capital Services	4/29/2021	35.94
APPCA210429-127	Amazon Capital Services	4/29/2021	22.59
APPCA210429-128	Amazon Capital Services	4/29/2021	70.81
APPCA210429-129	Amazon Capital Services	4/29/2021	15.19
APPCA210429-13	Amazon Capital Services	4/29/2021	297.90
APPCA210429-130	Amazon Capital Services	4/29/2021	8.57
APPCA210429-131	Amazon Capital Services	4/29/2021	8.61
APPCA210429-132	Amazon Capital Services	4/29/2021	21.31
APPCA210429-133	Amazon Capital Services	4/29/2021	77.44
APPCA210429-134	Amazon Capital Services	4/29/2021	56.26
APPCA210429-135	Amazon Capital Services	4/29/2021	27.61
APPCA210429-136	Amazon Capital Services	4/29/2021	5.95
APPCA210429-137	Amazon Capital Services	4/29/2021	4.33
APPCA210429-138	Amazon Capital Services	4/29/2021	21.85
APPCA210429-139	Amazon Capital Services	4/29/2021	58.16
APPCA210429-14	Amazon Capital Services	4/29/2021	45.02

Pacific Coast Academy**Check Register****For the period ended April 30, 2021**

Check Number	Vendor Name	Check Date	Check Amount
APPCA210429-140	Amazon Capital Services	4/29/2021	68.71
APPCA210429-141	Amazon Capital Services	4/29/2021	5.92
APPCA210429-142	Amazon Capital Services	4/29/2021	17.78
APPCA210429-143	Amazon Capital Services	4/29/2021	21.54
APPCA210429-144	Amazon Capital Services	4/29/2021	28.98
APPCA210429-145	Amazon Capital Services	4/29/2021	8.61
APPCA210429-146	Amazon Capital Services	4/29/2021	51.70
APPCA210429-147	Amazon Capital Services	4/29/2021	19.38
APPCA210429-148	Amazon Capital Services	4/29/2021	8.60
APPCA210429-149	Amazon Capital Services	4/29/2021	39.03
APPCA210429-15	Amazon Capital Services	4/29/2021	43.09
APPCA210429-150	Amazon Capital Services	4/29/2021	16.11
APPCA210429-151	Amazon Capital Services	4/29/2021	48.23
APPCA210429-152	Amazon Capital Services	4/29/2021	28.51
APPCA210429-153	Amazon Capital Services	4/29/2021	39.15
APPCA210429-154	Amazon Capital Services	4/29/2021	20.35
APPCA210429-155	Amazon Capital Services	4/29/2021	12.98
APPCA210429-156	Amazon Capital Services	4/29/2021	23.65
APPCA210429-157	Amazon Capital Services	4/29/2021	49.64
APPCA210429-158	Amazon Capital Services	4/29/2021	59.21
APPCA210429-159	Amazon Capital Services	4/29/2021	96.96
APPCA210429-16	Amazon Capital Services	4/29/2021	7.60
APPCA210429-160	Amazon Capital Services	4/29/2021	47.57
APPCA210429-161	Amazon Capital Services	4/29/2021	7.53
APPCA210429-162	Amazon Capital Services	4/29/2021	13.99
APPCA210429-163	Amazon Capital Services	4/29/2021	32.36
APPCA210429-164	Amazon Capital Services	4/29/2021	17.07
APPCA210429-165	Amazon Capital Services	4/29/2021	20.47
APPCA210429-166	Amazon Capital Services	4/29/2021	14.13
APPCA210429-167	Amazon Capital Services	4/29/2021	108.78
APPCA210429-168	Amazon Capital Services	4/29/2021	21.56
APPCA210429-169	Amazon Capital Services	4/29/2021	14.40
APPCA210429-17	Amazon Capital Services	4/29/2021	11.52
APPCA210429-170	Amazon Capital Services	4/29/2021	64.05
APPCA210429-171	Amazon Capital Services	4/29/2021	8.15
APPCA210429-172	Amazon Capital Services	4/29/2021	9.70
APPCA210429-173	Amazon Capital Services	4/29/2021	39.86
APPCA210429-174	Amazon Capital Services	4/29/2021	43.27
APPCA210429-175	Amazon Capital Services	4/29/2021	23.69
APPCA210429-176	Amazon Capital Services	4/29/2021	32.31
APPCA210429-177	Amazon Capital Services	4/29/2021	11.71
APPCA210429-178	Amazon Capital Services	4/29/2021	13.04

Pacific Coast Academy**Check Register****For the period ended April 30, 2021**

Check Number	Vendor Name	Check Date	Check Amount
APPCA210429-179	Amazon Capital Services	4/29/2021	21.54
APPCA210429-18	Amazon Capital Services	4/29/2021	10.78
APPCA210429-180	Amazon Capital Services	4/29/2021	19.34
APPCA210429-181	Amazon Capital Services	4/29/2021	107.74
APPCA210429-182	Amazon Capital Services	4/29/2021	38.78
APPCA210429-183	Amazon Capital Services	4/29/2021	29.08
APPCA210429-184	Amazon Capital Services	4/29/2021	7.53
APPCA210429-185	Amazon Capital Services	4/29/2021	18.61
APPCA210429-186	Amazon Capital Services	4/29/2021	19.56
APPCA210429-187	Amazon Capital Services	4/29/2021	15.06
APPCA210429-188	Amazon Capital Services	4/29/2021	32.90
APPCA210429-189	Amazon Capital Services	4/29/2021	20.33
APPCA210429-19	Amazon Capital Services	4/29/2021	43.18
APPCA210429-190	Amazon Capital Services	4/29/2021	57.59
APPCA210429-191	Amazon Capital Services	4/29/2021	22.51
APPCA210429-192	Amazon Capital Services	4/29/2021	38.64
APPCA210429-193	Amazon Capital Services	4/29/2021	16.49
APPCA210429-194	Amazon Capital Services	4/29/2021	63.96
APPCA210429-195	Amazon Capital Services	4/29/2021	64.06
APPCA210429-196	Amazon Capital Services	4/29/2021	32.30
APPCA210429-197	Amazon Capital Services	4/29/2021	29.68
APPCA210429-198	Amazon Capital Services	4/29/2021	39.85
APPCA210429-199	Amazon Capital Services	4/29/2021	75.43
APPCA210429-20	Amazon Capital Services	4/29/2021	43.87
APPCA210429-200	Amazon Capital Services	4/29/2021	28.21
APPCA210429-201	Amazon Capital Services	4/29/2021	15.14
APPCA210429-202	Amazon Capital Services	4/29/2021	8.61
APPCA210429-203	Amazon Capital Services	4/29/2021	11.40
APPCA210429-204	Amazon Capital Services	4/29/2021	7.53
APPCA210429-205	Amazon Capital Services	4/29/2021	4.30
APPCA210429-206	Amazon Capital Services	4/29/2021	43.10
APPCA210429-207	Amazon Capital Services	4/29/2021	65.93
APPCA210429-208	Amazon Capital Services	4/29/2021	45.75
APPCA210429-209	Amazon Capital Services	4/29/2021	8.61
APPCA210429-21	Amazon Capital Services	4/29/2021	44.56
APPCA210429-210	Amazon Capital Services	4/29/2021	17.23
APPCA210429-211	Amazon Capital Services	4/29/2021	19.38
APPCA210429-212	Amazon Capital Services	4/29/2021	12.38
APPCA210429-213	Amazon Capital Services	4/29/2021	8.08
APPCA210429-214	Amazon Capital Services	4/29/2021	13.45
APPCA210429-215	Amazon Capital Services	4/29/2021	88.62
APPCA210429-216	Amazon Capital Services	4/29/2021	11.85

Pacific Coast Academy

Check Register

For the period ended April 30, 2021

Check Number	Vendor Name	Check Date	Check Amount
APPCA210429-217	Amazon Capital Services	4/29/2021	21.54
APPCA210429-218	Amazon Capital Services	4/29/2021	51.23
APPCA210429-219	Amazon Capital Services	4/29/2021	64.64
APPCA210429-22	Amazon Capital Services	4/29/2021	38.74
APPCA210429-220	Amazon Capital Services	4/29/2021	45.66
APPCA210429-221	Amazon Capital Services	4/29/2021	65.61
APPCA210429-222	Amazon Capital Services	4/29/2021	16.14
APPCA210429-223	Amazon Capital Services	4/29/2021	38.52
APPCA210429-224	Amazon Capital Services	4/29/2021	11.52
APPCA210429-225	Amazon Capital Services	4/29/2021	70.03
APPCA210429-226	Amazon Capital Services	4/29/2021	387.26
APPCA210429-227	Amazon Capital Services	4/29/2021	9.16
APPCA210429-228	Amazon Capital Services	4/29/2021	25.81
APPCA210429-229	Amazon Capital Services	4/29/2021	23.49
APPCA210429-23	Amazon Capital Services	4/29/2021	52.94
APPCA210429-230	Amazon Capital Services	4/29/2021	29.08
APPCA210429-231	Amazon Capital Services	4/29/2021	24.49
APPCA210429-232	Amazon Capital Services	4/29/2021	46.46
APPCA210429-233	Amazon Capital Services	4/29/2021	7.91
APPCA210429-234	Amazon Capital Services	4/29/2021	6.45
APPCA210429-235	Amazon Capital Services	4/29/2021	7.22
APPCA210429-236	Amazon Capital Services	4/29/2021	77.55
APPCA210429-237	Amazon Capital Services	4/29/2021	23.99
APPCA210429-238	Amazon Capital Services	4/29/2021	38.00
APPCA210429-239	Amazon Capital Services	4/29/2021	45.23
APPCA210429-24	Amazon Capital Services	4/29/2021	46.58
APPCA210429-240	Amazon Capital Services	4/29/2021	34.52
APPCA210429-241	Amazon Capital Services	4/29/2021	18.72
APPCA210429-242	Amazon Capital Services	4/29/2021	118.44
APPCA210429-243	Amazon Capital Services	4/29/2021	2.27
APPCA210429-244	Amazon Capital Services	4/29/2021	13.94
APPCA210429-245	Amazon Capital Services	4/29/2021	11.84
APPCA210429-246	Amazon Capital Services	4/29/2021	16.23
APPCA210429-247	Amazon Capital Services	4/29/2021	56.91
APPCA210429-248	Amazon Capital Services	4/29/2021	26.93
APPCA210429-249	Amazon Capital Services	4/29/2021	27.97
APPCA210429-25	Amazon Capital Services	4/29/2021	52.88
APPCA210429-250	Amazon Capital Services	4/29/2021	21.72
APPCA210429-251	Amazon Capital Services	4/29/2021	15.19
APPCA210429-252	Amazon Capital Services	4/29/2021	47.40
APPCA210429-253	Amazon Capital Services	4/29/2021	21.50
APPCA210429-254	Amazon Capital Services	4/29/2021	62.48

Pacific Coast Academy**Check Register****For the period ended April 30, 2021**

Check Number	Vendor Name	Check Date	Check Amount
APPCA210429-255	Amazon Capital Services	4/29/2021	13.98
APPCA210429-256	Amazon Capital Services	4/29/2021	41.59
APPCA210429-257	Amazon Capital Services	4/29/2021	13.23
APPCA210429-258	Amazon Capital Services	4/29/2021	28.93
APPCA210429-259	Amazon Capital Services	4/29/2021	13.35
APPCA210429-26	Amazon Capital Services	4/29/2021	46.21
APPCA210429-260	Amazon Capital Services	4/29/2021	14.00
APPCA210429-261	Amazon Capital Services	4/29/2021	22.75
APPCA210429-262	Amazon Capital Services	4/29/2021	75.42
APPCA210429-263	Amazon Capital Services	4/29/2021	31.01
APPCA210429-264	Amazon Capital Services	4/29/2021	53.17
APPCA210429-265	Amazon Capital Services	4/29/2021	14.82
APPCA210429-266	Amazon Capital Services	4/29/2021	42.20
APPCA210429-267	Amazon Capital Services	4/29/2021	18.31
APPCA210429-268	Amazon Capital Services	4/29/2021	37.88
APPCA210429-269	Amazon Capital Services	4/29/2021	5.21
APPCA210429-27	Amazon Capital Services	4/29/2021	76.69
APPCA210429-270	Amazon Capital Services	4/29/2021	14.13
APPCA210429-271	Amazon Capital Services	4/29/2021	12.37
APPCA210429-272	Amazon Capital Services	4/29/2021	17.23
APPCA210429-273	Amazon Capital Services	4/29/2021	47.64
APPCA210429-274	Amazon Capital Services	4/29/2021	42.11
APPCA210429-275	Amazon Capital Services	4/29/2021	23.02
APPCA210429-276	Amazon Capital Services	4/29/2021	35.62
APPCA210429-277	Amazon Capital Services	4/29/2021	167.02
APPCA210429-278	Amazon Capital Services	4/29/2021	32.55
APPCA210429-279	Amazon Capital Services	4/29/2021	24.88
APPCA210429-28	Amazon Capital Services	4/29/2021	30.39
APPCA210429-280	Amazon Capital Services	4/29/2021	17.22
APPCA210429-281	Amazon Capital Services	4/29/2021	14.20
APPCA210429-282	Amazon Capital Services	4/29/2021	17.22
APPCA210429-283	Amazon Capital Services	4/29/2021	29.91
APPCA210429-29	Amazon Capital Services	4/29/2021	61.73
APPCA210429-30	Amazon Capital Services	4/29/2021	51.33
APPCA210429-31	Amazon Capital Services	4/29/2021	46.59
APPCA210429-32	Amazon Capital Services	4/29/2021	2.14
APPCA210429-33	Amazon Capital Services	4/29/2021	63.48
APPCA210429-34	Amazon Capital Services	4/29/2021	41.66
APPCA210429-35	Amazon Capital Services	4/29/2021	22.00
APPCA210429-36	Amazon Capital Services	4/29/2021	14.06
APPCA210429-37	Amazon Capital Services	4/29/2021	51.82
APPCA210429-38	Amazon Capital Services	4/29/2021	52.68

Pacific Coast Academy**Check Register****For the period ended April 30, 2021**

Check Number	Vendor Name	Check Date	Check Amount
APPCA210429-39	Amazon Capital Services	4/29/2021	7.51
APPCA210429-40	Amazon Capital Services	4/29/2021	14.00
APPCA210429-41	Amazon Capital Services	4/29/2021	105.37
APPCA210429-42	Amazon Capital Services	4/29/2021	4.30
APPCA210429-43	Amazon Capital Services	4/29/2021	18.96
APPCA210429-44	Amazon Capital Services	4/29/2021	40.12
APPCA210429-45	Amazon Capital Services	4/29/2021	301.65
APPCA210429-46	Amazon Capital Services	4/29/2021	19.56
APPCA210429-47	Amazon Capital Services	4/29/2021	30.68
APPCA210429-48	Amazon Capital Services	4/29/2021	22.59
APPCA210429-49	Amazon Capital Services	4/29/2021	37.70
APPCA210429-50	Amazon Capital Services	4/29/2021	8.84
APPCA210429-51	Amazon Capital Services	4/29/2021	54.02
APPCA210429-52	Amazon Capital Services	4/29/2021	4.88
APPCA210429-53	Amazon Capital Services	4/29/2021	16.38
APPCA210429-54	Amazon Capital Services	4/29/2021	6.28
APPCA210429-55	Amazon Capital Services	4/29/2021	8.61
APPCA210429-56	Amazon Capital Services	4/29/2021	54.90
APPCA210429-57	Amazon Capital Services	4/29/2021	76.49
APPCA210429-58	Amazon Capital Services	4/29/2021	21.52
APPCA210429-59	Amazon Capital Services	4/29/2021	65.61
APPCA210429-60	Amazon Capital Services	4/29/2021	18.25
APPCA210429-61	Amazon Capital Services	4/29/2021	17.12
APPCA210429-62	Amazon Capital Services	4/29/2021	18.26
APPCA210429-63	Amazon Capital Services	4/29/2021	12.65
APPCA210429-64	Amazon Capital Services	4/29/2021	31.21
APPCA210429-65	Amazon Capital Services	4/29/2021	10.39
APPCA210429-66	Amazon Capital Services	4/29/2021	10.81
APPCA210429-67	Amazon Capital Services	4/29/2021	47.39
APPCA210429-68	Amazon Capital Services	4/29/2021	27.75
APPCA210429-69	Amazon Capital Services	4/29/2021	77.22
APPCA210429-70	Amazon Capital Services	4/29/2021	57.77
APPCA210429-71	Amazon Capital Services	4/29/2021	17.89
APPCA210429-72	Amazon Capital Services	4/29/2021	7.53
APPCA210429-73	Amazon Capital Services	4/29/2021	69.57
APPCA210429-74	Amazon Capital Services	4/29/2021	27.66
APPCA210429-75	Amazon Capital Services	4/29/2021	33.66
APPCA210429-76	Amazon Capital Services	4/29/2021	16.92
APPCA210429-77	Amazon Capital Services	4/29/2021	34.14
APPCA210429-78	Amazon Capital Services	4/29/2021	38.74
APPCA210429-79	Amazon Capital Services	4/29/2021	12.19
APPCA210429-80	Amazon Capital Services	4/29/2021	8.69

Pacific Coast Academy**Check Register****For the period ended April 30, 2021**

Check Number	Vendor Name	Check Date	Check Amount
APPCA210429-81	Amazon Capital Services	4/29/2021	15.61
APPCA210429-82	Amazon Capital Services	4/29/2021	35.80
APPCA210429-83	Amazon Capital Services	4/29/2021	48.28
APPCA210429-84	Amazon Capital Services	4/29/2021	8.58
APPCA210429-85	Amazon Capital Services	4/29/2021	35.20
APPCA210429-86	Amazon Capital Services	4/29/2021	37.88
APPCA210429-87	Amazon Capital Services	4/29/2021	25.86
APPCA210429-88	Amazon Capital Services	4/29/2021	9.75
APPCA210429-89	Amazon Capital Services	4/29/2021	11.64
APPCA210429-90	Amazon Capital Services	4/29/2021	40.93
APPCA210429-91	Amazon Capital Services	4/29/2021	36.56
APPCA210429-92	Amazon Capital Services	4/29/2021	19.04
APPCA210429-93	Amazon Capital Services	4/29/2021	21.54
APPCA210429-94	Amazon Capital Services	4/29/2021	43.29
APPCA210429-95	Amazon Capital Services	4/29/2021	10.14
APPCA210429-96	Amazon Capital Services	4/29/2021	4.41
APPCA210429-97	Amazon Capital Services	4/29/2021	34.39
APPCA210429-98	Amazon Capital Services	4/29/2021	38.51
APPCA210429-99	Amazon Capital Services	4/29/2021	48.06
APPCA210430-01	Activities for Learning, Inc.	4/30/2021	99.83
APPCA210430-02	Alan Eicher	4/30/2021	300.00
APPCA210430-03	All About Learning Press, Inc.	4/30/2021	17.90
APPCA210430-04	All About Learning Press, Inc.	4/30/2021	52.90
APPCA210430-05	All About Learning Press, Inc.	4/30/2021	159.90
APPCA210430-06	All About Learning Press, Inc.	4/30/2021	47.90
APPCA210430-07	All About Learning Press, Inc.	4/30/2021	52.90
APPCA210430-08	All About Learning Press, Inc.	4/30/2021	159.90
APPCA210430-09	Art of Problem Solving	4/30/2021	96.00
APPCA210430-10	Barbara Martin	4/30/2021	150.00
APPCA210430-11	Barbara Martin	4/30/2021	60.00
APPCA210430-12	Blake Litschke	4/30/2021	120.00
APPCA210430-13	Blake Litschke	4/30/2021	120.00
APPCA210430-14	Blake Litschke	4/30/2021	120.00
APPCA210430-15	Charter Impact, Inc.	4/30/2021	1,033.75
APPCA210430-16	Christine Alexander	4/30/2021	300.00
APPCA210430-17	Coastal Music Studios	4/30/2021	3,336.25
APPCA210430-18	eat2explore	4/30/2021	59.90
APPCA210430-19	eat2explore	4/30/2021	89.85
APPCA210430-20	Erika Williams	4/30/2021	606.00
APPCA210430-21	Freedom in Motion	4/30/2021	960.00
APPCA210430-22	Horse Savvy Training	4/30/2021	180.00
APPCA210430-23	Horse Savvy Training	4/30/2021	130.00

Pacific Coast Academy**Check Register****For the period ended April 30, 2021**

Check Number	Vendor Name	Check Date	Check Amount
APPCA210430-24	Horse Savvy Training	4/30/2021	180.00
APPCA210430-25	Horse Savvy Training	4/30/2021	65.00
APPCA210430-26	Institute for Excellence in Writing	4/30/2021	37.25
APPCA210430-27	Joann Henrickle Horsemanship	4/30/2021	220.00
APPCA210430-28	KiwiCo, Inc.	4/30/2021	8,095.19
APPCA210430-29	Laura DeSoto	4/30/2021	354.00
APPCA210430-30	Law Office of Jennifer McQuarrie	4/30/2021	2,009.33
APPCA210430-31	Logic of English	4/30/2021	83.18
APPCA210430-32	Logic of English	4/30/2021	104.07
APPCA210430-33	Mathnasium of San Marcos	4/30/2021	1,550.00
APPCA210430-34	Mr. D Math	4/30/2021	197.00
APPCA210430-35	Office Depot, Inc	4/30/2021	100.21
APPCA210430-36	Peace Hill Press, Inc dba Well Trained Mind Press	4/30/2021	144.75
APPCA210430-37	Peace Hill Press, Inc dba Well Trained Mind Press	4/30/2021	108.90
APPCA210430-38	Peace Hill Press, Inc dba Well Trained Mind Press	4/30/2021	135.50
APPCA210430-39	Provenance	4/30/2021	4,260.30
APPCA210430-40	Provenance	4/30/2021	91,765.33
APPCA210430-41	Provenance	4/30/2021	2,840.86
APPCA210430-42	Provenance	4/30/2021	10,875.55
APPCA210430-43	Provenance	4/30/2021	1,565.64
APPCA210430-44	Provenance	4/30/2021	100,581.36
APPCA210430-45	Provenance	4/30/2021	4,182.02
APPCA210430-46	Rainbow Resource Center	4/30/2021	55.78
APPCA210430-47	Rainbow Resource Center	4/30/2021	60.30

Pacific Coast Academy

Check Register

For the period ended April 30, 2021

Check Number	Vendor Name	Check Date	Check Amount
APPCA210430-48	Rainbow Resource Center	4/30/2021	41.60
APPCA210430-49	Rainbow Resource Center	4/30/2021	41.33
APPCA210430-50	Rainbow Resource Center	4/30/2021	78.01
APPCA210430-51	Rainbow Resource Center	4/30/2021	48.43
APPCA210430-52	Rainbow Resource Center	4/30/2021	144.54
APPCA210430-53	Rainbow Resource Center	4/30/2021	10.73
APPCA210430-54	Rainbow Resource Center	4/30/2021	86.54
APPCA210430-55	Rainbow Resource Center	4/30/2021	22.53
APPCA210430-56	Rainbow Resource Center	4/30/2021	66.51
APPCA210430-57	Rainbow Resource Center	4/30/2021	18.49
APPCA210430-58	Rainbow Resource Center	4/30/2021	72.42
APPCA210430-59	Rainbow Resource Center	4/30/2021	50.49
APPCA210430-60	Rainbow Resource Center	4/30/2021	157.27
APPCA210430-61	Rainbow Resource Center	4/30/2021	137.76
APPCA210430-62	Rainbow Resource Center	4/30/2021	102.99
APPCA210430-63	Rainbow Resource Center	4/30/2021	124.78
APPCA210430-64	Rainbow Resource Center	4/30/2021	34.92
APPCA210430-65	Rainbow Resource Center	4/30/2021	46.32
APPCA210430-66	Rainbow Resource Center	4/30/2021	35.73
APPCA210430-67	Rainbow Resource Center	4/30/2021	73.01
APPCA210430-68	Rainbow Resource Center	4/30/2021	111.94
APPCA210430-69	Rainbow Resource Center	4/30/2021	74.38
APPCA210430-70	Rainbow Resource Center	4/30/2021	156.70
APPCA210430-71	Rainbow Resource Center	4/30/2021	234.49
APPCA210430-72	Rainbow Resource Center	4/30/2021	192.94
APPCA210430-73	Rainbow Resource Center	4/30/2021	194.64
APPCA210430-74	San Diego Ice Arena	4/30/2021	119.00
APPCA210430-75	Sand n Straw LLC	4/30/2021	880.00
APPCA210430-76	Schumacher Tutoring	4/30/2021	1,870.00
APPCA210430-77	Singapore Math Live, LLC	4/30/2021	65.00
APPCA210430-78	The Critical Thinking Co.	4/30/2021	19.99
APPCA210430-79	The Critical Thinking Co.	4/30/2021	157.88
APPCA210430-80	Timberdoodle.com	4/30/2021	148.42
APPCA210430-81	Williamsburg Learning	4/30/2021	600.00
APPCA210430-82	Williamsburg Learning	4/30/2021	375.00
APPCA210430-83	Wizard of Math	4/30/2021	100.00
APPCA210430-84	Wizard of Math	4/30/2021	100.00
APPCA210430-85	Wizard of Math	4/30/2021	100.00
APPCA210430-86	WM Music Lessons	4/30/2021	960.00

Total Disbursement in April **\$ 1,963,254.71**

Pacific Coast Academy

Accounts Payable Aging

April 30, 2021

Vendor Name	Invoice/Credit Number	Invoice Date	Date Due	Current	1 - 30 Days Past Due	31 - 60 Days Past Due	61 - 90 Days Past Due	Over 90 Days Past Due	Total
ACES	3423099	4/15/2021	4/29/2021	\$ -	\$ 150	\$ -	\$ -	\$ -	\$ 150
ACES	3423100	4/15/2021	4/29/2021	-	1,350	-	-	-	1,350
ACES	3423101	4/15/2021	4/29/2021	-	1,050	-	-	-	1,050
Amanda McArthur	MCAR041421	4/14/2021	4/14/2021	-	85	-	-	-	85
Amazon Capital Services	11PX-NPH6-Q6XF	4/14/2021	5/14/2021	44	-	-	-	-	44
Amazon Capital Services	11PX-NPH6-QK3R	4/14/2021	5/14/2021	46	-	-	-	-	46
Amazon Capital Services	11PX-NPH6-R7QN	4/14/2021	5/14/2021	5	-	-	-	-	5
Amazon Capital Services	11PX-NPH6-R93Y	4/14/2021	5/14/2021	42	-	-	-	-	42
Amazon Capital Services	11PX-NPH6-R9X7	4/14/2021	5/14/2021	40	-	-	-	-	40
Amazon Capital Services	11PX-NPH6-RFDF	4/14/2021	5/14/2021	16	-	-	-	-	16
Amazon Capital Services	11PX-NPH6-T141	4/14/2021	5/14/2021	52	-	-	-	-	52
Amazon Capital Services	11PX-NPH6-T1FK	4/14/2021	5/14/2021	158	-	-	-	-	158
Amazon Capital Services	11PX-NPH6-T1JC	4/14/2021	5/14/2021	7	-	-	-	-	7
Amazon Capital Services	11PX-NPH6-T1VJ	4/14/2021	5/14/2021	64	-	-	-	-	64
Amazon Capital Services	11PX-NPH6-T36W	4/14/2021	5/14/2021	23	-	-	-	-	23
Amazon Capital Services	11PX-NPH6-T3GG	4/14/2021	5/14/2021	77	-	-	-	-	77
Amazon Capital Services	11PX-NPH6-T6FG	4/14/2021	5/14/2021	32	-	-	-	-	32
Amazon Capital Services	11PX-NPH6-T6X7	4/14/2021	5/14/2021	19	-	-	-	-	19
Amazon Capital Services	11PX-NPH6-T7CK	4/14/2021	5/14/2021	48	-	-	-	-	48
Amazon Capital Services	11PX-NPH6-T9NP	4/14/2021	5/14/2021	22	-	-	-	-	22
Amazon Capital Services	11PX-NPH6-TK9C	4/14/2021	5/14/2021	30	-	-	-	-	30
Amazon Capital Services	11PX-NPH6-V46R	4/14/2021	5/14/2021	117	-	-	-	-	117
Amazon Capital Services	11PX-NPH6-V6J3	4/14/2021	5/14/2021	22	-	-	-	-	22
Amazon Capital Services	11PX-NPH6-V76P	4/14/2021	5/14/2021	27	-	-	-	-	27
Amazon Capital Services	11PX-NPH6-VK6F	4/14/2021	5/14/2021	18	-	-	-	-	18
Amazon Capital Services	11PX-NPH6-VMTW	4/14/2021	5/14/2021	3	-	-	-	-	3
Amazon Capital Services	11PX-NPH6-VMVT	4/14/2021	5/14/2021	29	-	-	-	-	29
Amazon Capital Services	11PX-NPH6-VNKH	4/14/2021	5/14/2021	113	-	-	-	-	113
Amazon Capital Services	11PX-NPH6-VQ3D	4/14/2021	5/14/2021	21	-	-	-	-	21
Amazon Capital Services	11PX-NPH6-VYCN	4/14/2021	5/14/2021	30	-	-	-	-	30
Amazon Capital Services	11PX-NPH6-W4KW	4/14/2021	5/14/2021	63	-	-	-	-	63
Amazon Capital Services	11PX-NPH6-W7JX	4/14/2021	5/14/2021	20	-	-	-	-	20
Amazon Capital Services	11PX-NPH6-WFC7	4/14/2021	5/14/2021	24	-	-	-	-	24
Amazon Capital Services	11PX-NPH6-WGJQ	4/14/2021	5/14/2021	17	-	-	-	-	17
Amazon Capital Services	11PX-NPH6-WHD1	4/14/2021	5/14/2021	15	-	-	-	-	15
Amazon Capital Services	11PX-NPH6-YNK7	4/14/2021	5/14/2021	9	-	-	-	-	9
Amazon Capital Services	11PX-NPH6-YQ33	4/14/2021	5/14/2021	13	-	-	-	-	13

Pacific Coast Academy

Accounts Payable Aging

April 30, 2021

Vendor Name	Invoice/Credit Number	Invoice Date	Date Due	Current	1 - 30 Days Past Due	31 - 60 Days Past Due	61 - 90 Days Past Due	Over 90 Days Past Due	Total
Amazon Capital Services	13XL-347G-14GV	4/17/2021	5/17/2021	16	-	-	-	-	16
Amazon Capital Services	13XL-347G-7WP4	4/17/2021	5/17/2021	14	-	-	-	-	14
Amazon Capital Services	13XL-347G-9JD9	4/17/2021	5/17/2021	32	-	-	-	-	32
Amazon Capital Services	13XL-347G-T64R	4/18/2021	5/18/2021	14	-	-	-	-	14
Amazon Capital Services	13XL-347G-TV43	4/18/2021	5/18/2021	11	-	-	-	-	11
Amazon Capital Services	143L-WCMG-9TLF	4/16/2021	5/16/2021	28	-	-	-	-	28
Amazon Capital Services	143L-WCMG-T9XY	4/17/2021	5/17/2021	13	-	-	-	-	13
Amazon Capital Services	146R-XNN6-L9GX	4/16/2021	5/16/2021	30	-	-	-	-	30
Amazon Capital Services	146R-XNN6-M1KR	4/16/2021	5/16/2021	12	-	-	-	-	12
Amazon Capital Services	146R-XNN6-TVWR	4/17/2021	5/17/2021	45	-	-	-	-	45
Amazon Capital Services	14MH-99VM-1R4J	4/14/2021	5/14/2021	34	-	-	-	-	34
Amazon Capital Services	14MH-99VM-1RWV	4/14/2021	5/14/2021	7	-	-	-	-	7
Amazon Capital Services	14MH-99VM-3GV9	4/14/2021	5/14/2021	34	-	-	-	-	34
Amazon Capital Services	14MH-99VM-CPJD	4/15/2021	5/15/2021	18	-	-	-	-	18
Amazon Capital Services	14MH-99VM-FCHN	4/15/2021	5/15/2021	27	-	-	-	-	27
Amazon Capital Services	14MH-99VM-GX6J	4/15/2021	5/15/2021	98	-	-	-	-	98
Amazon Capital Services	14MH-99VM-H9M6	4/15/2021	5/15/2021	15	-	-	-	-	15
Amazon Capital Services	14MH-99VM-J9QT	4/15/2021	5/15/2021	4	-	-	-	-	4
Amazon Capital Services	14MH-99VM-KY73	4/15/2021	5/15/2021	17	-	-	-	-	17
Amazon Capital Services	14MH-99VM-W3C3	4/16/2021	5/16/2021	19	-	-	-	-	19
Amazon Capital Services	14XT-F7FJ-DTKW	4/17/2021	5/17/2021	16	-	-	-	-	16
Amazon Capital Services	14XT-F7FJ-NXHC	4/18/2021	5/18/2021	7	-	-	-	-	7
Amazon Capital Services	14XT-F7FJ-RXCF	4/18/2021	5/18/2021	18	-	-	-	-	18
Amazon Capital Services	14XT-F7FJ-YT79	4/18/2021	5/18/2021	23	-	-	-	-	23
Amazon Capital Services	167Y-TDK7-LVQ3	4/14/2021	5/14/2021	19	-	-	-	-	19
Amazon Capital Services	167Y-TDK7-MHPJ	4/14/2021	5/14/2021	91	-	-	-	-	91
Amazon Capital Services	167Y-TDK7-MXRT	4/14/2021	5/14/2021	21	-	-	-	-	21
Amazon Capital Services	167Y-TDK7-N4QN	4/14/2021	5/14/2021	5	-	-	-	-	5
Amazon Capital Services	167Y-TDK7-N4TJ	4/14/2021	5/14/2021	123	-	-	-	-	123
Amazon Capital Services	167Y-TDK7-N4WD	4/14/2021	5/14/2021	66	-	-	-	-	66
Amazon Capital Services	167Y-TDK7-NMMG	4/14/2021	5/14/2021	103	-	-	-	-	103
Amazon Capital Services	167Y-TDK7-NXHH	4/14/2021	5/14/2021	37	-	-	-	-	37
Amazon Capital Services	167Y-TDK7-NXJF	4/14/2021	5/14/2021	62	-	-	-	-	62
Amazon Capital Services	167Y-TDK7-NY19	4/14/2021	5/14/2021	151	-	-	-	-	151
Amazon Capital Services	167Y-TDK7-NY36	4/14/2021	5/14/2021	26	-	-	-	-	26
Amazon Capital Services	167Y-TDK7-NYM1	4/14/2021	5/14/2021	48	-	-	-	-	48
Amazon Capital Services	167Y-TDK7-P6G9	4/14/2021	5/14/2021	54	-	-	-	-	54
Amazon Capital Services	167Y-TDK7-P6TF	4/14/2021	5/14/2021	22	-	-	-	-	22

Pacific Coast Academy

Accounts Payable Aging

April 30, 2021

Vendor Name	Invoice/Credit Number	Invoice Date	Date Due	Current	1 - 30 Days Past Due	31 - 60 Days Past Due	61 - 90 Days Past Due	Over 90 Days Past Due	Total
Amazon Capital Services	167Y-TDK7-PXY9	4/14/2021	5/14/2021	135	-	-	-	-	135
Amazon Capital Services	167Y-TDK7-Q6NM	4/14/2021	5/14/2021	101	-	-	-	-	101
Amazon Capital Services	167Y-TDK7-QFC7	4/14/2021	5/14/2021	20	-	-	-	-	20
Amazon Capital Services	167Y-TDK7-QTTM	4/14/2021	5/14/2021	23	-	-	-	-	23
Amazon Capital Services	167Y-TDK7-QVDM	4/14/2021	5/14/2021	32	-	-	-	-	32
Amazon Capital Services	167Y-TDK7-QVGH	4/14/2021	5/14/2021	17	-	-	-	-	17
Amazon Capital Services	167Y-TDK7-QW33	4/14/2021	5/14/2021	22	-	-	-	-	22
Amazon Capital Services	167Y-TDK7-R9D6	4/14/2021	5/14/2021	22	-	-	-	-	22
Amazon Capital Services	167Y-TDK7-R9MK	4/14/2021	5/14/2021	13	-	-	-	-	13
Amazon Capital Services	167Y-TDK7-R9NH	4/14/2021	5/14/2021	129	-	-	-	-	129
Amazon Capital Services	167Y-TDK7-RKYJ	4/14/2021	5/14/2021	15	-	-	-	-	15
Amazon Capital Services	167Y-TDK7-RL66	4/14/2021	5/14/2021	12	-	-	-	-	12
Amazon Capital Services	167Y-TDK7-RM64	4/14/2021	5/14/2021	26	-	-	-	-	26
Amazon Capital Services	167Y-TDK7-RY7N	4/14/2021	5/14/2021	27	-	-	-	-	27
Amazon Capital Services	167Y-TDK7-TJ49	4/14/2021	5/14/2021	30	-	-	-	-	30
Amazon Capital Services	167Y-TDK7-TW9L	4/14/2021	5/14/2021	8	-	-	-	-	8
Amazon Capital Services	167Y-TDK7-V9KK	4/14/2021	5/14/2021	27	-	-	-	-	27
Amazon Capital Services	167Y-TDK7-WHK9	4/14/2021	5/14/2021	176	-	-	-	-	176
Amazon Capital Services	167Y-TDK7-WPFF	4/14/2021	5/14/2021	16	-	-	-	-	16
Amazon Capital Services	167Y-TDK7-WPGC	4/14/2021	5/14/2021	11	-	-	-	-	11
Amazon Capital Services	167Y-TDK7-WVXY	4/14/2021	5/14/2021	95	-	-	-	-	95
Amazon Capital Services	167Y-TDK7-XMNQ	4/14/2021	5/14/2021	18	-	-	-	-	18
Amazon Capital Services	167Y-TDK7-XTF6	4/14/2021	5/14/2021	29	-	-	-	-	29
Amazon Capital Services	167Y-TDK7-Y71F	4/14/2021	5/14/2021	32	-	-	-	-	32
Amazon Capital Services	17LG-WJFC-3XCP	4/15/2021	5/15/2021	28	-	-	-	-	28
Amazon Capital Services	17LG-WJFC-464Q	4/15/2021	5/15/2021	76	-	-	-	-	76
Amazon Capital Services	17LG-WJFC-GF7R	4/15/2021	5/15/2021	12	-	-	-	-	12
Amazon Capital Services	17LG-WJFC-HK9H	4/15/2021	5/15/2021	31	-	-	-	-	31
Amazon Capital Services	17LG-WJFC-L9NL	4/15/2021	5/14/2021	(68)	-	-	-	-	(68)
Amazon Capital Services	17LG-WJFC-MJC1	4/15/2021	6/15/2021	(28)	-	-	-	-	(28)
Amazon Capital Services	17LG-WJFC-QWKT	4/16/2021	5/16/2021	30	-	-	-	-	30
Amazon Capital Services	17MC-KQ7R-161H	4/14/2021	5/14/2021	19	-	-	-	-	19
Amazon Capital Services	17MC-KQ7R-36RT	4/14/2021	5/14/2021	37	-	-	-	-	37
Amazon Capital Services	17MC-KQ7R-3NT9	4/14/2021	5/14/2021	14	-	-	-	-	14
Amazon Capital Services	17MC-KQ7R-4371	4/14/2021	5/14/2021	30	-	-	-	-	30
Amazon Capital Services	17MC-KQ7R-43FP	4/14/2021	5/14/2021	19	-	-	-	-	19
Amazon Capital Services	17MC-KQ7R-4MQF	4/14/2021	5/14/2021	18	-	-	-	-	18
Amazon Capital Services	17MC-KQ7R-66Y9	4/14/2021	5/14/2021	25	-	-	-	-	25

Pacific Coast Academy

Accounts Payable Aging

April 30, 2021

Vendor Name	Invoice/Credit Number	Invoice Date	Date Due	Current	1 - 30 Days Past Due	31 - 60 Days Past Due	61 - 90 Days Past Due	Over 90 Days Past Due	Total
Amazon Capital Services	17MC-KQ7R-679Q	4/14/2021	5/14/2021	65	-	-	-	-	65
Amazon Capital Services	17MC-KQ7R-GG4C	4/15/2021	5/15/2021	24	-	-	-	-	24
Amazon Capital Services	17MC-KQ7R-H17G	4/15/2021	5/15/2021	15	-	-	-	-	15
Amazon Capital Services	17MC-KQ7R-VCTY	4/15/2021	5/15/2021	140	-	-	-	-	140
Amazon Capital Services	1966-3JMC-N9NN	4/14/2021	5/14/2021	80	-	-	-	-	80
Amazon Capital Services	1966-3JMC-NGT6	4/14/2021	5/14/2021	105	-	-	-	-	105
Amazon Capital Services	1966-3JMC-PGC7	4/14/2021	5/14/2021	34	-	-	-	-	34
Amazon Capital Services	1966-3JMC-PGPD	4/14/2021	5/14/2021	29	-	-	-	-	29
Amazon Capital Services	1966-3JMC-PGWW	4/14/2021	5/14/2021	15	-	-	-	-	15
Amazon Capital Services	1966-3JMC-PH3L	4/14/2021	5/14/2021	12	-	-	-	-	12
Amazon Capital Services	1966-3JMC-PH6G	4/14/2021	5/14/2021	22	-	-	-	-	22
Amazon Capital Services	1966-3JMC-PLHP	4/14/2021	5/14/2021	22	-	-	-	-	22
Amazon Capital Services	1966-3JMC-PLJM	4/14/2021	5/14/2021	28	-	-	-	-	28
Amazon Capital Services	1966-3JMC-PLN9	4/14/2021	5/14/2021	112	-	-	-	-	112
Amazon Capital Services	1966-3JMC-PLXN	4/14/2021	5/14/2021	15	-	-	-	-	15
Amazon Capital Services	1966-3JMC-PMVR	4/14/2021	5/14/2021	33	-	-	-	-	33
Amazon Capital Services	1966-3JMC-QKQG	4/14/2021	5/14/2021	22	-	-	-	-	22
Amazon Capital Services	1966-3JMC-QPTP	4/14/2021	5/14/2021	22	-	-	-	-	22
Amazon Capital Services	1966-3JMC-QXQM	4/14/2021	5/14/2021	28	-	-	-	-	28
Amazon Capital Services	1966-3JMC-R4HY	4/14/2021	5/14/2021	49	-	-	-	-	49
Amazon Capital Services	1966-3JMC-R6R9	4/14/2021	5/14/2021	28	-	-	-	-	28
Amazon Capital Services	1966-3JMC-RJ74	4/14/2021	5/14/2021	105	-	-	-	-	105
Amazon Capital Services	1966-3JMC-RPVK	4/14/2021	5/14/2021	27	-	-	-	-	27
Amazon Capital Services	1966-3JMC-RQDM	4/14/2021	5/14/2021	15	-	-	-	-	15
Amazon Capital Services	1966-3JMC-RQRN	4/14/2021	5/14/2021	10	-	-	-	-	10
Amazon Capital Services	1966-3JMC-TMQR	4/14/2021	5/14/2021	28	-	-	-	-	28
Amazon Capital Services	1966-3JMC-TMTM	4/14/2021	5/14/2021	29	-	-	-	-	29
Amazon Capital Services	1966-3JMC-TNJC	4/14/2021	5/14/2021	32	-	-	-	-	32
Amazon Capital Services	1966-3JMC-TTRJ	4/14/2021	5/14/2021	28	-	-	-	-	28
Amazon Capital Services	1966-3JMC-TWNN	4/14/2021	5/14/2021	9	-	-	-	-	9
Amazon Capital Services	1966-3JMC-V7R1	4/14/2021	5/14/2021	34	-	-	-	-	34
Amazon Capital Services	1966-3JMC-VG9X	4/14/2021	5/14/2021	16	-	-	-	-	16
Amazon Capital Services	1966-3JMC-VRDG	4/14/2021	5/14/2021	13	-	-	-	-	13
Amazon Capital Services	1966-3JMC-X3N9	4/14/2021	5/14/2021	14	-	-	-	-	14
Amazon Capital Services	1966-3JMC-XCHJ	4/14/2021	5/14/2021	5	-	-	-	-	5
Amazon Capital Services	1966-3JMC-XN3V	4/14/2021	5/14/2021	76	-	-	-	-	76
Amazon Capital Services	1C3G-L49J-J617	4/16/2021	5/16/2021	19	-	-	-	-	19
Amazon Capital Services	1C3G-L49J-LCF7	4/16/2021	5/16/2021	28	-	-	-	-	28

Pacific Coast Academy

Accounts Payable Aging

April 30, 2021

Vendor Name	Invoice/Credit Number	Invoice Date	Date Due	Current	1 - 30 Days Past Due	31 - 60 Days Past Due	61 - 90 Days Past Due	Over 90 Days Past Due	Total
Amazon Capital Services	1D9C-3GF6-9LNL	4/27/2021	5/27/2021	32	-	-	-	-	32
Amazon Capital Services	1FT1-FT7K-1LHG	4/14/2021	5/14/2021	27	-	-	-	-	27
Amazon Capital Services	1FT1-FT7K-4MFF	4/15/2021	5/15/2021	11	-	-	-	-	11
Amazon Capital Services	1FT1-FT7K-F6PM	4/15/2021	5/15/2021	14	-	-	-	-	14
Amazon Capital Services	1FT1-FT7K-P9HF	4/15/2021	5/15/2021	15	-	-	-	-	15
Amazon Capital Services	1FT1-FT7K-X9VY	4/16/2021	5/16/2021	13	-	-	-	-	13
Amazon Capital Services	1G3N-G3XP-6MPG	4/17/2021	5/17/2021	28	-	-	-	-	28
Amazon Capital Services	1G3N-G3XP-PQYL	4/18/2021	5/18/2021	81	-	-	-	-	81
Amazon Capital Services	1G6F-9RW7-C9CQ	4/17/2021	5/17/2021	4	-	-	-	-	4
Amazon Capital Services	1G6F-9RW7-DYHL	4/18/2021	5/18/2021	23	-	-	-	-	23
Amazon Capital Services	1G6F-9RW7-JXNT	4/18/2021	5/18/2021	17	-	-	-	-	17
Amazon Capital Services	1G6F-9RW7-MVX1	4/18/2021	5/18/2021	13	-	-	-	-	13
Amazon Capital Services	1G6F-9RW7-PDHH	4/18/2021	5/18/2021	15	-	-	-	-	15
Amazon Capital Services	1HKG-KTMH-1L6X	4/16/2021	5/16/2021	11	-	-	-	-	11
Amazon Capital Services	1HKG-KTMH-4NWX	4/16/2021	5/16/2021	30	-	-	-	-	30
Amazon Capital Services	1HKG-KTMH-X4XW	4/17/2021	5/17/2021	13	-	-	-	-	13
Amazon Capital Services	1HMD-QPYD-9PXR	4/22/2021	5/22/2021	23	-	-	-	-	23
Amazon Capital Services	1K1T-V171-9HDC	4/19/2021	5/19/2021	12	-	-	-	-	12
Amazon Capital Services	1K1T-V171-WCNF	4/19/2021	5/19/2021	32	-	-	-	-	32
Amazon Capital Services	1KKX-QWTV-D7KY	4/19/2021	5/19/2021	14	-	-	-	-	14
Amazon Capital Services	1MH7-6XC1-1LJD	4/14/2021	5/14/2021	66	-	-	-	-	66
Amazon Capital Services	1MH7-6XC1-1LRP	4/14/2021	5/14/2021	116	-	-	-	-	116
Amazon Capital Services	1MH7-6XC1-1QH9	4/14/2021	5/14/2021	19	-	-	-	-	19
Amazon Capital Services	1MH7-6XC1-1QY4	4/14/2021	5/14/2021	11	-	-	-	-	11
Amazon Capital Services	1MH7-6XC1-3CVQ	4/14/2021	5/14/2021	35	-	-	-	-	35
Amazon Capital Services	1MH7-6XC1-797W	4/15/2021	5/15/2021	27	-	-	-	-	27
Amazon Capital Services	1MH7-6XC1-7HPN	4/15/2021	5/15/2021	16	-	-	-	-	16
Amazon Capital Services	1MH7-6XC1-Q436	4/15/2021	5/15/2021	43	-	-	-	-	43
Amazon Capital Services	1MH7-6XC1-VD4M	4/16/2021	5/16/2021	14	-	-	-	-	14
Amazon Capital Services	1MKF-PL9R-66ND	4/16/2021	5/16/2021	9	-	-	-	-	9
Amazon Capital Services	1MKF-PL9R-MC6C	4/16/2021	5/16/2021	22	-	-	-	-	22
Amazon Capital Services	1R4J-1XCJ-149C	4/14/2021	5/14/2021	101	-	-	-	-	101
Amazon Capital Services	1R4J-1XCJ-16JQ	4/14/2021	5/14/2021	58	-	-	-	-	58
Amazon Capital Services	1R4J-1XCJ-16Q7	4/14/2021	5/14/2021	17	-	-	-	-	17
Amazon Capital Services	1R4J-1XCJ-174H	4/14/2021	5/14/2021	41	-	-	-	-	41
Amazon Capital Services	1R4J-1XCJ-177C	4/14/2021	5/14/2021	141	-	-	-	-	141
Amazon Capital Services	1R4J-1XCJ-1CN9	4/14/2021	5/14/2021	41	-	-	-	-	41
Amazon Capital Services	1R4J-1XCJ-1D69	4/14/2021	5/14/2021	110	-	-	-	-	110

Pacific Coast Academy

Accounts Payable Aging

April 30, 2021

Vendor Name	Invoice/Credit Number	Invoice Date	Date Due	Current	1 - 30 Days Past Due	31 - 60 Days Past Due	61 - 90 Days Past Due	Over 90 Days Past Due	Total
Amazon Capital Services	1R4J-1XCJ-1D76	4/14/2021	5/14/2021	47	-	-	-	-	47
Amazon Capital Services	1R4J-1XCJ-1FJK	4/14/2021	5/14/2021	69	-	-	-	-	69
Amazon Capital Services	1R4J-1XCJ-1N4Y	4/14/2021	5/14/2021	11	-	-	-	-	11
Amazon Capital Services	1R4J-1XCJ-36VV	4/14/2021	5/14/2021	32	-	-	-	-	32
Amazon Capital Services	1R4J-1XCJ-39KH	4/14/2021	5/14/2021	11	-	-	-	-	11
Amazon Capital Services	1R4J-1XCJ-3R1X	4/14/2021	5/14/2021	27	-	-	-	-	27
Amazon Capital Services	1R4J-1XCJ-3R7M	4/14/2021	5/14/2021	39	-	-	-	-	39
Amazon Capital Services	1R4J-1XCJ-3TH3	4/14/2021	5/14/2021	19	-	-	-	-	19
Amazon Capital Services	1R4J-1XCJ-3V1V	4/14/2021	5/14/2021	15	-	-	-	-	15
Amazon Capital Services	1R4J-1XCJ-3V4P	4/14/2021	5/14/2021	16	-	-	-	-	16
Amazon Capital Services	1R4J-1XCJ-3VYW	4/14/2021	5/14/2021	24	-	-	-	-	24
Amazon Capital Services	1R4J-1XCJ-3W1T	4/14/2021	5/14/2021	34	-	-	-	-	34
Amazon Capital Services	1R4J-1XCJ-3W3Q	4/14/2021	5/14/2021	16	-	-	-	-	16
Amazon Capital Services	1R4J-1XCJ-3W4N	4/14/2021	5/14/2021	34	-	-	-	-	34
Amazon Capital Services	1R4J-1XCJ-4693	4/14/2021	5/14/2021	18	-	-	-	-	18
Amazon Capital Services	1R4J-1XCJ-49QX	4/14/2021	5/14/2021	12	-	-	-	-	12
Amazon Capital Services	1R4J-1XCJ-4CVN	4/14/2021	5/14/2021	20	-	-	-	-	20
Amazon Capital Services	1R4J-1XCJ-4GFL	4/14/2021	5/14/2021	31	-	-	-	-	31
Amazon Capital Services	1R4J-1XCJ-4J7T	4/14/2021	5/14/2021	36	-	-	-	-	36
Amazon Capital Services	1R4J-1XCJ-4JCN	4/14/2021	5/14/2021	13	-	-	-	-	13
Amazon Capital Services	1R4J-1XCJ-4JTK	4/14/2021	5/14/2021	11	-	-	-	-	11
Amazon Capital Services	1R4J-1XCJ-4KK3	4/14/2021	5/14/2021	10	-	-	-	-	10
Amazon Capital Services	1R4J-1XCJ-4TNK	4/14/2021	5/14/2021	13	-	-	-	-	13
Amazon Capital Services	1R4J-1XCJ-4VXW	4/14/2021	5/14/2021	49	-	-	-	-	49
Amazon Capital Services	1R4J-1XCJ-64GP	4/14/2021	5/14/2021	23	-	-	-	-	23
Amazon Capital Services	1R4J-1XCJ-77VL	4/14/2021	5/14/2021	43	-	-	-	-	43
Amazon Capital Services	1R4J-1XCJ-7JXX	4/14/2021	5/14/2021	29	-	-	-	-	29
Amazon Capital Services	1R4J-1XCJ-7Q9D	4/14/2021	5/14/2021	15	-	-	-	-	15
Amazon Capital Services	1R4J-1XCJ-7QGY	4/14/2021	5/14/2021	35	-	-	-	-	35
Amazon Capital Services	1R4J-1XCJ-7YLF	4/14/2021	5/14/2021	32	-	-	-	-	32
Amazon Capital Services	1R4J-1XCJ-9L9G	4/14/2021	5/14/2021	10	-	-	-	-	10
Amazon Capital Services	1R4J-1XCJ-9NHW	4/14/2021	5/14/2021	15	-	-	-	-	15
Amazon Capital Services	1R4J-1XCJ-9NR7	4/14/2021	5/14/2021	23	-	-	-	-	23
Amazon Capital Services	1R4J-1XCJ-CGPK	4/14/2021	5/14/2021	143	-	-	-	-	143
Amazon Capital Services	1R4J-1XCJ-CK7H	4/14/2021	5/14/2021	11	-	-	-	-	11
Amazon Capital Services	1R4J-1XCJ-CLKP	4/14/2021	5/14/2021	21	-	-	-	-	21
Amazon Capital Services	1R4J-1XCJ-D6VF	4/14/2021	5/14/2021	38	-	-	-	-	38
Amazon Capital Services	1R4J-1XCJ-D73X	4/14/2021	5/14/2021	60	-	-	-	-	60

Pacific Coast Academy

Accounts Payable Aging

April 30, 2021

Vendor Name	Invoice/Credit Number	Invoice Date	Date Due	Current	1 - 30 Days Past Due	31 - 60 Days Past Due	61 - 90 Days Past Due	Over 90 Days Past Due	Total
Amazon Capital Services	1R4J-1XCJ-D7DH	4/14/2021	5/14/2021	13	-	-	-	-	13
Amazon Capital Services	1R4J-1XCJ-DVQW	4/14/2021	5/14/2021	24	-	-	-	-	24
Amazon Capital Services	1R4J-1XCJ-HKP3	4/15/2021	5/15/2021	5	-	-	-	-	5
Amazon Capital Services	1R4J-1XCJ-PWDX	4/15/2021	5/15/2021	97	-	-	-	-	97
Amazon Capital Services	1R4J-1XCJ-Q4K7	4/15/2021	5/15/2021	26	-	-	-	-	26
Amazon Capital Services	1R4J-1XCJ-WHYM	4/15/2021	5/15/2021	18	-	-	-	-	18
Amazon Capital Services	1RP9-QFVM-HHFP	4/16/2021	5/16/2021	11	-	-	-	-	11
Amazon Capital Services	1RPT-F1GM-T4WM	4/14/2021	5/13/2021	(9)	-	-	-	-	(9)
Amazon Capital Services	1RPT-F1GM-XH3Q	4/14/2021	5/14/2021	108	-	-	-	-	108
Amazon Capital Services	1RPT-F1GM-XMKM	4/14/2021	5/14/2021	44	-	-	-	-	44
Amazon Capital Services	1RPT-F1GM-Y9LT	4/14/2021	5/14/2021	99	-	-	-	-	99
Amazon Capital Services	1RPT-F1GM-YC4Q	4/14/2021	5/14/2021	24	-	-	-	-	24
Amazon Capital Services	1RPT-F1GM-YC6N	4/14/2021	5/14/2021	35	-	-	-	-	35
Amazon Capital Services	1TCM-C4LK-CJ6Q	4/14/2021	5/13/2021	108	-	-	-	-	108
Amazon Capital Services	1TCM-C4LK-N9KG	4/14/2021	5/14/2021	57	-	-	-	-	57
Amazon Capital Services	1TCM-C4LK-NJGH	4/14/2021	5/14/2021	20	-	-	-	-	20
Amazon Capital Services	1TCM-C4LK-NMCL	4/14/2021	5/14/2021	52	-	-	-	-	52
Amazon Capital Services	1TCM-C4LK-NYNG	4/14/2021	5/14/2021	27	-	-	-	-	27
Amazon Capital Services	1TCM-C4LK-PHCN	4/14/2021	5/14/2021	139	-	-	-	-	139
Amazon Capital Services	1TCM-C4LK-PMCI	4/14/2021	5/14/2021	46	-	-	-	-	46
Amazon Capital Services	1TCM-C4LK-PMDG	4/14/2021	5/14/2021	26	-	-	-	-	26
Amazon Capital Services	1TCM-C4LK-PMQK	4/14/2021	5/14/2021	27	-	-	-	-	27
Amazon Capital Services	1TCM-C4LK-PTD7	4/14/2021	5/14/2021	9	-	-	-	-	9
Amazon Capital Services	1TCM-C4LK-Q466	4/14/2021	5/14/2021	14	-	-	-	-	14
Amazon Capital Services	1TCM-C4LK-QG7R	4/14/2021	5/14/2021	17	-	-	-	-	17
Amazon Capital Services	1TCM-C4LK-QGWD	4/14/2021	5/14/2021	83	-	-	-	-	83
Amazon Capital Services	1TCM-C4LK-QH6T	4/14/2021	5/14/2021	8	-	-	-	-	8
Amazon Capital Services	1TCM-C4LK-QH9N	4/14/2021	5/14/2021	23	-	-	-	-	23
Amazon Capital Services	1TCM-C4LK-QHVF	4/14/2021	5/14/2021	11	-	-	-	-	11
Amazon Capital Services	1TCM-C4LK-QKRH	4/14/2021	5/14/2021	50	-	-	-	-	50
Amazon Capital Services	1TCM-C4LK-QKW7	4/14/2021	5/14/2021	22	-	-	-	-	22
Amazon Capital Services	1TCM-C4LK-QKY1	4/14/2021	5/14/2021	76	-	-	-	-	76
Amazon Capital Services	1TCM-C4LK-QLX3	4/14/2021	5/14/2021	97	-	-	-	-	97
Amazon Capital Services	1TCM-C4LK-QLYY	4/14/2021	5/14/2021	99	-	-	-	-	99
Amazon Capital Services	1TCM-C4LK-QMG6	4/14/2021	5/14/2021	25	-	-	-	-	25
Amazon Capital Services	1TCM-C4LK-QMMP	4/14/2021	5/14/2021	15	-	-	-	-	15
Amazon Capital Services	1TCM-C4LK-QMQH	4/14/2021	5/14/2021	121	-	-	-	-	121
Amazon Capital Services	1TCM-C4LK-QNRD	4/14/2021	5/14/2021	12	-	-	-	-	12

Pacific Coast Academy

Accounts Payable Aging

April 30, 2021

Vendor Name	Invoice/Credit Number	Invoice Date	Date Due	Current	1 - 30 Days Past Due	31 - 60 Days Past Due	61 - 90 Days Past Due	Over 90 Days Past Due	Total
Amazon Capital Services	1TCM-C4LK-QQ1R	4/14/2021	5/14/2021	11	-	-	-	-	11
Amazon Capital Services	1TCM-C4LK-QQML	4/14/2021	5/14/2021	16	-	-	-	-	16
Amazon Capital Services	1TCM-C4LK-QQT6	4/14/2021	5/14/2021	40	-	-	-	-	40
Amazon Capital Services	1TCM-C4LK-QQV3	4/14/2021	5/14/2021	6	-	-	-	-	6
Amazon Capital Services	1TCM-C4LK-QR3N	4/14/2021	5/14/2021	16	-	-	-	-	16
Amazon Capital Services	1TCM-C4LK-R7PV	4/14/2021	5/14/2021	24	-	-	-	-	24
Amazon Capital Services	1TCM-C4LK-RHDG	4/14/2021	5/14/2021	15	-	-	-	-	15
Amazon Capital Services	1TCM-C4LK-RLV6	4/14/2021	5/14/2021	108	-	-	-	-	108
Amazon Capital Services	1TCM-C4LK-RQYQ	4/14/2021	5/14/2021	14	-	-	-	-	14
Amazon Capital Services	1TCM-C4LK-RYCX	4/14/2021	5/14/2021	21	-	-	-	-	21
Amazon Capital Services	1TCM-C4LK-T37X	4/14/2021	5/14/2021	128	-	-	-	-	128
Amazon Capital Services	1TCM-C4LK-T3L6	4/14/2021	5/14/2021	16	-	-	-	-	16
Amazon Capital Services	1TCM-C4LK-T67V	4/14/2021	5/14/2021	36	-	-	-	-	36
Amazon Capital Services	1TCM-C4LK-T69R	4/14/2021	5/14/2021	45	-	-	-	-	45
Amazon Capital Services	1TCM-C4LK-T6CP	4/14/2021	5/14/2021	289	-	-	-	-	289
Amazon Capital Services	1TCM-C4LK-T7QP	4/14/2021	5/14/2021	21	-	-	-	-	21
Amazon Capital Services	1TCM-C4LK-TKJW	4/14/2021	5/14/2021	29	-	-	-	-	29
Amazon Capital Services	1TCM-C4LK-TN7F	4/14/2021	5/14/2021	36	-	-	-	-	36
Amazon Capital Services	1TCM-C4LK-VKT4	4/14/2021	5/14/2021	12	-	-	-	-	12
Amazon Capital Services	1TCM-C4LK-VY61	4/14/2021	5/14/2021	52	-	-	-	-	52
Amazon Capital Services	1TCM-C4LK-WCCG	4/14/2021	5/14/2021	27	-	-	-	-	27
Amazon Capital Services	1TCM-C4LK-WFW1	4/14/2021	5/14/2021	15	-	-	-	-	15
Amazon Capital Services	1TCM-C4LK-WJJR	4/14/2021	5/14/2021	37	-	-	-	-	37
Amazon Capital Services	1TCM-C4LK-WP93	4/14/2021	5/14/2021	24	-	-	-	-	24
Amazon Capital Services	1TCM-C4LK-WRRV	4/14/2021	5/14/2021	15	-	-	-	-	15
Amazon Capital Services	1TCM-C4LK-YDC7	4/14/2021	5/14/2021	11	-	-	-	-	11
Amazon Capital Services	1TCM-C4LK-YY6R	4/14/2021	5/14/2021	19	-	-	-	-	19
Amazon Capital Services	1TG4-H7D1-GVPV	4/22/2021	5/21/2021	(66)	-	-	-	-	(66)
Amazon Capital Services	1XFM-WCMJ-R4DX	4/14/2021	5/14/2021	212	-	-	-	-	212
Amazon Capital Services	1XFM-WCMJ-RKY6	4/14/2021	5/14/2021	20	-	-	-	-	20
Amazon Capital Services	1XFM-WCMJ-RMMT	4/14/2021	5/14/2021	63	-	-	-	-	63
Amazon Capital Services	1XFM-WCMJ-RQ3T	4/14/2021	5/14/2021	130	-	-	-	-	130
Amazon Capital Services	1XFM-WCMJ-T9L7	4/14/2021	5/14/2021	23	-	-	-	-	23
Amazon Capital Services	1XFM-WCMJ-V6KC	4/14/2021	5/14/2021	14	-	-	-	-	14
Amazon Capital Services	1XFM-WCMJ-V6RR	4/14/2021	5/14/2021	26	-	-	-	-	26
Amazon Capital Services	1XFM-WCMJ-V9M1	4/14/2021	5/14/2021	140	-	-	-	-	140
Amazon Capital Services	1XFM-WCMJ-VF4X	4/14/2021	5/14/2021	25	-	-	-	-	25
Amazon Capital Services	1XFM-WCMJ-VGGD	4/14/2021	5/14/2021	8	-	-	-	-	8

Pacific Coast Academy

Accounts Payable Aging

April 30, 2021

Vendor Name	Invoice/Credit Number	Invoice Date	Date Due	Current	1 - 30 Days Past Due	31 - 60 Days Past Due	61 - 90 Days Past Due	Over 90 Days Past Due	Total
Amazon Capital Services	1XFM-WCMJ-VLH3	4/14/2021	5/14/2021	12	-	-	-	-	12
Amazon Capital Services	1XFM-WCMJ-VPNJ	4/14/2021	5/14/2021	15	-	-	-	-	15
Amazon Capital Services	1XFM-WCMJ-W97T	4/14/2021	5/14/2021	15	-	-	-	-	15
Amazon Capital Services	1XFM-WCMJ-WDTH	4/14/2021	5/14/2021	22	-	-	-	-	22
Amazon Capital Services	1XFM-WCMJ-WM6K	4/14/2021	5/14/2021	25	-	-	-	-	25
Amazon Capital Services	1XFM-WCMJ-WVJM	4/14/2021	5/14/2021	14	-	-	-	-	14
Amazon Capital Services	1XFM-WCMJ-WVKJ	4/14/2021	5/14/2021	29	-	-	-	-	29
Amazon Capital Services	1XFM-WCMJ-WY9Y	4/14/2021	5/14/2021	22	-	-	-	-	22
Amazon Capital Services	1XFM-WCMJ-WYCW	4/14/2021	5/14/2021	17	-	-	-	-	17
Amazon Capital Services	1XFM-WCMJ-WYFQ	4/14/2021	5/14/2021	36	-	-	-	-	36
Amazon Capital Services	1XFM-WCMJ-X7X9	4/14/2021	5/14/2021	11	-	-	-	-	11
Amazon Capital Services	1XFM-WCMJ-X96T	4/14/2021	5/14/2021	30	-	-	-	-	30
Amazon Capital Services	1XFM-WCMJ-X9CL	4/14/2021	5/14/2021	34	-	-	-	-	34
Amazon Capital Services	1XFM-WCMJ-XCY3	4/14/2021	5/14/2021	31	-	-	-	-	31
Amazon Capital Services	1XFM-WCMJ-XFRG	4/14/2021	5/14/2021	11	-	-	-	-	11
Amazon Capital Services	1XFM-WCMJ-XJYV	4/14/2021	5/14/2021	26	-	-	-	-	26
Amazon Capital Services	1XFM-WCMJ-XKPG	4/14/2021	5/14/2021	24	-	-	-	-	24
Amazon Capital Services	1XFM-WCMJ-XWM7	4/14/2021	5/14/2021	30	-	-	-	-	30
Amazon Capital Services	1XFM-WCMJ-YYTM	4/14/2021	5/14/2021	14	-	-	-	-	14
Amazon Capital Services	1Y91-TNQK-RNTN	4/18/2021	5/18/2021	13	-	-	-	-	13
Amazon Capital Services	1Y91-TNQK-RX9L	4/18/2021	5/18/2021	7	-	-	-	-	7
Anchor Counseling & Education Soluti	MARCH 2021	4/14/2021	5/14/2021	224	-	-	-	-	224
Arthur J. Gallagher & Co. Insurance Br	3821831	4/16/2021	4/30/2021	26	-	-	-	-	26
Barbara Mulvany	111	4/1/2021	5/1/2021	350	-	-	-	-	350
Barbara Mulvany	222	4/1/2021	5/1/2021	83	-	-	-	-	83
BookShark	80078381	3/30/2021	4/29/2021	-	(47)	-	-	-	(47)
BYU Independent Study	DCE-00008178	4/1/2021	4/1/2021	-	(222)	-	-	-	(222)
Cengage Learning Inc	72746871	12/16/2020	1/15/2021	-	-	-	-	(72)	(72)
Charter Impact, Inc.	QTR12021	4/27/2021	4/27/2021	-	80	-	-	-	80
Cornerstone Therapies	61039	3/31/2021	4/30/2021	500	-	-	-	-	500
Daniel and Davis Optometry, Inc	178	4/13/2021	4/13/2021	-	465	-	-	-	465
Daniel and Davis Optometry, Inc	179	4/13/2021	4/13/2021	-	1,535	-	-	-	1,535
EMH Sports USA, Inc.	611-241219-3	4/7/2021	5/7/2021	2,359	-	-	-	-	2,359
HM Systems Inc.	0321PCA	4/9/2021	5/9/2021	720	-	-	-	-	720
Horse Savvy Training	2021-01Faye	3/1/2021	3/31/2021	-	285	-	-	-	285
Jessica Ackermann	ACKE041421	4/14/2021	4/14/2021	-	85	-	-	-	85
Johnny Tran	TRAN041421	4/14/2021	4/14/2021	-	85	-	-	-	85
Kelly Durso	DURS041421	4/14/2021	4/14/2021	-	85	-	-	-	85

Pacific Coast Academy

Accounts Payable Aging

April 30, 2021

Vendor Name	Invoice/Credit Number	Invoice Date	Date Due	Current	1 - 30 Days Past Due	31 - 60 Days Past Due	61 - 90 Days Past Due	Over 90 Days Past Due	Total
McColgan & Associates Inc	4131	4/14/2021	4/14/2021	-	8,264	-	-	-	8,264
Nichols Speech, Inc	16184	4/12/2021	4/12/2021	-	990	-	-	-	990
Noonan Family Swim School, Inc	66223_14	4/1/2021	5/1/2021	140	-	-	-	-	140
Pediatric Therapy Associates	476	4/5/2021	5/5/2021	925	-	-	-	-	925
Procopio, Cory, Hargreaves & Savitch	751022	4/9/2021	4/9/2021	-	4,936	-	-	-	4,936
Provenance	1436	4/1/2020	5/1/2020	-	-	-	-	3,301	3,301
Provenance	1646	5/19/2020	5/19/2020	-	-	-	-	44,660	44,660
Provenance	1782	6/11/2020	6/11/2020	-	-	-	-	24,280	24,280
Provenance	1873	6/24/2020	6/24/2020	-	-	-	-	14,004	14,004
Provenance	1901	6/25/2020	6/25/2020	-	-	-	-	56,532	56,532
Provenance	2694	6/15/2020	6/15/2020	-	-	-	-	15,250	15,250
Provenance	2705	6/15/2020	6/15/2020	-	-	-	-	15,629	15,629
Provenance	2907	7/1/2020	7/1/2020	-	-	-	-	80,307	80,307
Provenance	2955	7/2/2020	7/2/2020	-	-	-	-	7,350	7,350
Provenance	3062	7/15/2020	7/15/2020	-	-	-	-	43,607	43,607
Provenance	3109	7/30/2020	7/30/2020	-	-	-	-	2,800	2,800
Provenance	3627	10/7/2020	11/6/2020	-	-	-	-	1,600	1,600
Provenance	3692	10/21/2020	11/21/2020	-	-	-	-	130	130
Provenance	3784	10/27/2020	10/27/2020	-	-	-	-	10,710	10,710
Provenance	3812	10/30/2020	10/30/2020	-	-	-	-	12,236	12,236
Provenance	3830	11/9/2020	12/9/2020	-	-	-	-	5,418	5,418
Provenance	3905	11/16/2020	12/16/2020	-	-	-	-	100	100
Provenance	3919	11/16/2020	12/16/2020	-	-	-	-	49,172	49,172
Provenance	4149	12/16/2020	12/16/2020	-	-	-	-	500	500
Provenance	4159	11/30/2020	12/30/2020	-	-	-	-	275	275
Provenance	4162	12/18/2020	12/18/2020	-	-	-	-	504	504
Provenance	4176	12/18/2020	1/17/2021	-	-	-	-	12,566	12,566
Provenance	4201	1/11/2021	1/11/2021	-	-	-	-	4,034	4,034
Provenance	4317	1/19/2021	2/18/2021	-	-	-	400	-	400
Provenance	4329	1/19/2021	2/18/2021	-	-	-	673	-	673
Provenance	4344	1/19/2021	2/18/2021	-	-	-	10,374	-	10,374
Provenance	4356	1/20/2021	2/19/2021	-	-	-	1,250	-	1,250
Provenance	4366	1/20/2021	2/19/2021	-	-	-	1,316	-	1,316
Provenance	4372	1/20/2021	2/19/2021	-	-	-	6,148	-	6,148
Provenance	4417	1/28/2021	2/27/2021	-	-	-	4,706	-	4,706
Provenance	4425	1/28/2021	2/27/2021	-	-	-	141	-	141
Provenance	4434	1/28/2021	2/27/2021	-	-	-	12,650	-	12,650
Provenance	4439	1/29/2021	2/28/2021	-	-	-	650	-	650

Pacific Coast Academy

Accounts Payable Aging

April 30, 2021

Vendor Name	Invoice/Credit Number	Invoice Date	Date Due	Current	1 - 30 Days Past Due	31 - 60 Days Past Due	61 - 90 Days Past Due	Over 90 Days Past Due	Total
Provenance	4442	1/29/2021	2/28/2021	-	-	-	275	-	275
Provenance	4443	1/29/2021	2/28/2021	-	-	-	48	-	48
Provenance	4457	2/2/2021	3/4/2021	-	-	21,140	-	-	21,140
Provenance	4491	2/11/2021	3/13/2021	-	-	2,300	-	-	2,300
Provenance	4583	2/18/2021	3/20/2021	-	-	4,306	-	-	4,306
Provenance	4593	2/23/2021	3/25/2021	-	-	54	-	-	54
Provenance	4595	2/23/2021	3/25/2021	-	-	732	-	-	732
Provenance	4619	2/25/2021	3/27/2021	-	-	301	-	-	301
Provenance	4621	2/25/2021	3/27/2021	-	-	139	-	-	139
Provenance	4622	2/25/2021	3/27/2021	-	-	72	-	-	72
Provenance	4625	2/26/2021	3/28/2021	-	-	48	-	-	48
Provenance	4648	3/12/2021	4/11/2021	-	48	-	-	-	48
Provenance	4676	3/16/2021	4/15/2021	-	100	-	-	-	100
Provenance	4761	3/23/2021	4/22/2021	-	4,614	-	-	-	4,614
Provenance	4774	3/26/2021	4/25/2021	-	4,225	-	-	-	4,225
Provenance	4793	3/30/2021	4/29/2021	-	41	-	-	-	41
Provenance	4799	3/31/2021	4/30/2021	650	-	-	-	-	650
Provenance	PROV041321	4/13/2021	4/13/2021	-	3,650	-	-	-	3,650
Riverside County Office of Education	2021 /1560	4/12/2021	4/12/2021	-	11,000	-	-	-	11,000
Step X Step Dance Inc	63389	6/9/2020	7/9/2020	-	-	-	-	(40)	(40)
Studio Wie, LLC	2112	10/8/2019	10/8/2019	-	-	-	-	(135)	(135)
Studio Wie, LLC	2113	10/8/2019	10/8/2019	-	-	-	-	(72)	(72)
Verbal Behavior Associates	0321-82	4/8/2021	5/8/2021	350	-	-	-	-	350
Verbal Behavior Associates	0321-83	4/8/2021	5/8/2021	100	-	-	-	-	100
Verizon Wireless	9873058353	2/10/2021	3/12/2021	-	-	(1,322)	-	-	(1,322)
Verizon Wireless	9875184830	3/10/2021	4/9/2021	-	1,319	-	-	-	1,319
Verizon Wireless	9877328669	4/10/2021	5/2/2021	873	-	-	-	-	873
Verizon Wireless	9877328670	4/10/2021	5/2/2021	532	-	-	-	-	532
Total Outstanding Payables in April				<u>\$ 19,359</u>	<u>\$ 44,173</u>	<u>\$ 27,770</u>	<u>\$ 38,632</u>	<u>\$404,646</u>	<u>\$ 534,579</u>

Coversheet

Invoices over \$100,000.00

Section: III. Finance
Item: B. Invoices over \$100,000.00
Purpose: Vote
Submitted by:
Related Material: Shi Invoice.pdf

BACKGROUND:

Staff recommends the Board approve the invoice from SHI for the proposed tech purchases for student Chromebooks. PCA is planning to issue Chromebooks to all students in grades 3-8. . Since the Board is required to approve invoices over \$100K and this purchase would exceed the \$100K, we are requesting the board to approve the proposed purchase.



Federal tax ID: 22-3009648
 290 Davidson Ave.
 Somerset, NJ 08873
 Phone: 888-235-3871
 Fax: 732-805-9669

Please remit payment to:
 SHI International Corp
 P.O. Box 952121
 Dallas, TX 75395-2121
 Wire information: Wells Fargo Bank
 Wire Rt# 121000248
 ACH Rt# 021200025
 Account#2000037641964
 SWIFT Code: WFBUS6S
 For W-9 Form, www.shi.com/W9

Invoice No. Q20452805

Invoice date 5/20/2021
 Customer number 1126488
 Sales order Q20452805

Finance charge of 1.5% per month will be charged on past due accounts - 18%/yr.
 All returns require an RMA# supplied by your SHI Sales team.

Bill To

Pacific Coast Academy
 13915 Danielson Street
 Suite 103
 Poway, CA 92064
 USA

Ship To

Pacific Coast Academy
 13915 Danielson Street
 Suite 103
 Poway, CA 92064
 USA
 attn: IT Department

Ship Date	Salesperson	Purchase Order	Ship Via	FOB	Terms
5/20/2021	Eric Discepolo/Ent-SLED	Quote 20452805	FEDEX GROUND	FOB DEST	NET 30

Product	Qty	Your Price	Total
1 ASUS Chromebook C204EE YB02 - Lay-flat design - Celeron N4020 / 1.1 GHz - Chrome OS - 4 GB RAM - 32 GB eMMC - 11.6" 1366 x 768 (HD) - UHD Graphics 600 - Wi-Fi, Bluetooth - dark gray ASUS - Part#: C204EE-YB02-GR	1500	\$258.83	\$388,245.00
2 CA RECYCLING FEE SHI International Corp - Part#: CA-RECYC-S	1500	\$4.00	\$6,000.00
3 Chrome OS Management Console - License - academic Google - Part#: CROSSWDISEDUNEW	1500	\$30.00	\$45,000.00
4 PC Config- Asset Tagging with Reporting- Per1xUnit - Add-On SHI CONFIG - Part#: ICO-TAG-1	1500	\$4.00	\$6,000.00
5 Chromebook Config- Unbox, Device enrollment, data capture SHI CONFIG - Part#: ICO-CHROME-ENROLL-1	1500	\$16.00	\$24,000.00
6 Drop Ship Devices out to the student's homes SHI International Corp - Part#: DropShip Note: price reflected in the shipping cost - please have all names & addresses ready @ time of order	1500	\$0.00	\$0.00

Sales Balance 469,245.00
 Freight 33,750.00
 Recycling Fee 0.00
 Sales Tax 32,704.61
Total 535,699.61
Currency USD

Coversheet

AB86 Expanded Learning Opportunity Plan

Section: IV. Operations
Item: A. AB86 Expanded Learning Opportunity Plan
Purpose: Vote
Submitted by:
Related Material: PCA_AB86 Expanded Learning Opportunity Plan.pdf

BACKGROUND:

Staff recommends the Board approve AB86 Expanded Learning Opportunity(ELO) Plan.

Background: The California Legislature provided \$6.6 billion in Assembly Bill 86 (AB86) COVID-19 relief package, including \$4.6 billion for Expanded Learning Opportunities (ELO) Grants. The ELO Grant funds are one-time stimulus funds scheduled for distribution: 50 percent in May 2021 and the remaining 50 percent in August 2021. The funds must be by August 31, 2022.

ELO funds are intended to provide supplemental instruction and support to high-needs students (English Learners, foster youth, homeless students, students at risk of neglect or abuse, disengaged students, students not achieving at grade level, and students with exceptional learning needs students). The ELOP does not take the Local Control and Accountability Plan's (LCAP) place but is aligned with it. To be eligible for this ELO Grant funding, districts and charter schools must implement an Expanded Learning Opportunities Grant Plan (ELOP) outlining how we will use related funds. The Board must adopt the ELOP at a public meeting on or before June 1, 2021. We will submit a copy of our ELOP to our chartering authority within five days of the Board's approval.

Recommendation: Approve our ELOP as attached/presented.

California Department of Education
March 2021

Expanded Learning Opportunities Grant Plan

Local Educational Agency (LEA) Name	Contact Name and Title	Email and Phone
Pacific Coast Academy	Krystin Demofonte, Executive Director	krystin@pacificcoastacademy.org (619) 749-1928

The following is the local educational agency's (LEA's) plan for providing supplemental instruction and support to students, including those identified as needing academic, social-emotional, and other supports, including the provision of meals and snacks. The plan will explain how the LEA will use the funds it receives through the Expanded Learning Opportunities (ELO) Grant to implement a learning recovery program for at least the students included in one or more of the following groups: low-income students, English learners, foster youth, homeless students, students with disabilities, students at risk of abuse, neglect, or exploitation, disengaged students, and students who are below grade level, including, but not limited to, those who did not enroll in kindergarten in the 2020–21 school year, credit-deficient students, high school students at risk of not graduating, and other students identified by certificated staff.

For specific requirements please refer to the Expanded Learning Opportunities Grant Plan Instructions.

Plan Descriptions

A description of how parents, teachers, and school staff were involved in the development of the plan.

We have made a concerted effort to inform all stakeholders (staff, parents, students, community) of opportunities to develop our Expanded Learning Opportunities Grant Plan (ELOP), including assessing needs through surveys and virtual meetings.

Below is a chronological summary of our ELOP-related opportunities to proactively invite input from all stakeholders. Due to the late notification of available AB86 funds (but allowed), our ELOP input process parallels our Local Control and Accountability Plan input process.

- January 7, 2021- Presentation to staff and parents related to student performance on the California Schools Dashboard, resulting in a needs assessment.
- January 28, 2021- Presentation to administrators related to student performance on the California Schools Dashboard and consideration of root causes.

- January 29, 2021- Presentation and discussion with administrators related to interim benchmark results and consideration of root causes.
- January-March 15, 2021- Administration of input surveys to students, families, staff, and administrators, resulting in the refinement of our needs assessment and root cause analysis.
- February 23, 2021- Administrator meeting focused on strategies to address student performance on Dashboard and interim assessments leading to prioritization of needs and related actions.
- February 24, 2021- Meeting with Parent Advisory Committee and EL Parents to discuss student performance on Dashboard and interim assessments leading to prioritization of needs and related actions.
- March 16, 2021- Meeting with DELAC (we are a single school charter) to discuss student performance on Dashboard and interim assessments and prioritizing needs and related actions.
- April 15, 2021- Staff/administrator meeting focused on the needs of students with exceptional needs, refining our root causes analysis, and prioritizing needs and related actions.
- May 3- Staff/administrator meeting focused on the needs of Priority Group students (English Learners, Low SES, and those living in foster care), prioritizing needs and related actions.
- May 6- Administrator meeting focused on ELOP draft and alignment with the Local Control and Accountability Plan.
- May 11, 2021- SELPA meeting focused on the needs of our students with exceptional needs and prioritizing needs and related actions.
- May 18- Meeting with DELAC, Parent Advisory Committee, and EL Parents focused on the Expanded Learning Opportunities Grant Plan.

A description of how students will be identified and the needs of students will be assessed.

We will use the results of the Smarter Balanced Summative Assessments (SBAC) for ELA and mathematics, the California Science Test (CAST), the Summative English Progress Assessments for California, the Renaissance STAR360 diagnostic (ELA, early literacy, and math), and student engagement surveys to identify and assess students targeted for assistance within this plan.

Although the state did not technically report results in the California Schools Dashboard for 2020 (SB98), it did publish valid and reliable data collected related to graduation rates and college career readiness in 2019-20 that would have been included in the 2020 Dashboard.

Although the California State Board of Education (SBE) approved a 2020-21 school year accountability plan that allows us to opt-out of the Smarter Balanced Summative Assessments (SBAC) for ELA and mathematics and the California Science Test (CAST), we are administering them in 2020-21. We will also administer the Summative English Progress Assessments for California (ELPAC) to all English Learners (as required). Further, we administer the Renaissance STAR360 diagnostic for ELA, early literacy, and math at the

beginning of the school year, again at the end of semester 1, and a third time toward the end of semester 2. On November 6, 2020, the SBE approved the Renaissance STAR360 Student Growth Percentile (SGP) metric as a valid measure to demonstrate academic growth.

Further, to improve and increase our ability to identify disengaged students and why, we will administer the California Healthy Kids Survey, California School Parent Survey, and California School Staff Survey and analyze results. (See our LCAP Goal 1, Action 5). . We will implement this action schoolwide. However, it will benefit the needs of target groups, principally because these groups typically live in an environment that leaves them directly vulnerable to the pandemic and lack resources at home to mitigate the effects of the pandemic. Our ELOP target students groups are: Low-income students, English learners, foster youth, homeless students, students with disabilities, students at risk of abuse, neglect, or exploitation, disengaged students, and students who are below grade level, including, but not limited to, those who did not enroll in kindergarten in the 2020–21 school year, credit-deficient students, high school students at risk of not graduating

A description of how parents and guardians of students will be informed of the opportunities for supplemental instruction and support.

Upon approval of our ELOP, we will inform families of opportunities for supplemental instruction and support through various mediums, including our weekly family bulletin, emails, letters, and postings on our school website. We will translate communications as appropriate for families. Further, staff who work directly with target groups populations, such as our homeless liaison, will also proactively communicate opportunities during individual and group meetings.

A description of the LEA's plan to provide supplemental instruction and support.

Pacific Coast Academy will provide supplemental instruction and supports to English Learners, foster youth, homeless students, students at risk of neglect or abuse, disengaged students, students not achieving at grade level, and students with exceptional learning needs students (high-needs) in the following ways:

- Extending instructional learning time- Research demonstrates that students most vulnerable to the pandemic experience difficulty focusing on their education, resulting in significant learning loss and the need for year-round academic support. We will offer a credit recovery program during the summer for students in grades 3-11.
- Accelerating progress to close learning gaps through implementation, expansion, or enrichment of learning supports- Our supports mirror California's Multi-tiered System of Support framework (MTSS), an inclusive model for meeting the needs of all students. When our universal supports are insufficient to address individual academic needs, we offer Tier 2 support in addition to Tier 1 support. We will fund actions focused on providing additional Tier 2 supports for high-needs students that are strategic and targeted for those who are not progressing or responding to Tier 1 efforts as expected.
- Integrated student supports to address other barriers to learning- Our MTSS also incorporates social-emotional supports. We will provide Tier 1, 2, and 3 social-emotional supports to high-needs students, including online services with a mental health support

provider (in compliance with HIPPA privacy). We believe this action reflects the most effective use of funds because research demonstrates that students cannot focus on their education, let alone make up for lost learning when their basic needs are unmet.

- Community learning hubs that provide students with access to technology, high-speed internet, and other academic supports- To ensure high-needs students have access to appropriate technology, we will purchase additional technology, including a paraeducator dedicated to supporting access to technology. The constant upgrading of internet-based instructional supports, curriculum, and enrichment requires technology capable of appropriate downloading and access.
- Additional academic services for students- Due to school closures and the pandemic, many of our students have struggled to remain engaged in school. To provide individualized support to high-needs students, we will purchase an online service to create a student-centered dashboard to better monitor student academic and social-emotional progress.
- Training for school staff on strategies to engage students and families in addressing social-emotional health and academic needs- To improve engagement of high-needs students, we will integrate trauma-informed practices into our curriculum and related workshops for families.

Expenditure Plan

The following table provides the LEA's expenditure plan for how it will use ELO Grant funds to support the supplemental instruction and support strategies being implemented by the LEA.

Supplemental Instruction and Support Strategies	Planned Expenditures	Actual Expenditures
Extending instructional learning time	\$5,000	[Actual expenditures will be provided when available]
Accelerating progress to close learning gaps through the implementation, expansion, or enhancement of learning supports	\$99,138	[Actual expenditures will be provided when available]
Integrated student supports to address other barriers to learning	\$116,705	[Actual expenditures will be provided when available]
Community learning hubs that provide students with access to technology, high-speed internet, and other academic supports	\$77,000	[Actual expenditures will be provided when available]
Supports for credit deficient students to complete graduation or grade promotion requirements and to increase or improve students' college eligibility	\$0	[Actual expenditures will be provided when available]

Supplemental Instruction and Support Strategies	Planned Expenditures	Actual Expenditures
Additional academic services for students	\$37,430	[Actual expenditures will be provided when available]
Training for school staff on strategies to engage students and families in addressing students' social-emotional health and academic needs	\$22,705	[Actual expenditures will be provided when available]
Total Funds to implement the Strategies	\$357,978	[Actual expenditures will be provided when available]

A description of how ELO Grant funds are being coordinated with other federal Elementary and Secondary School Emergency Relief Funds received by the LEA.

Pacific Coast Academy will coordinate ELO funds with federal stimulus funds to maximize and optimize student-centered programs and services. Where practicable, we will use other funds, including federal stimulus funds, to continue funding services paid with ELO funds (with ELO expires at the end of 2021-2022).

Previous expenditures paid with ESSER funds supplement and complement the actions described in the previous section (paid with ELO funds). For example, we used ESSER funds to purchase WiFi HotSpots and WiFi services. Access to high-speed (or broadband) internet services is critical to access all services listed in this ELOP, including mental health services. These purchases benefit high-needs students principally because they often cannot afford high-speed internet service or updated technology

Expanded Learning Opportunities Grant Plan Instructions: Introduction

The Expanded Learning Opportunities Grant Plan must be completed by school districts, county offices of education, or charter schools, collectively referred to as Local Educational Agencies (LEAs), that receive Expanded Learning Opportunities (ELO) Grant funds under California *Education Code (EC)* Section 43521(b). The plan must be adopted by the local governing board or body of the LEA at a public meeting on or before June 1, 2021, and must be submitted to the county office of education, the California Department of Education, or the chartering authority within five days of adoption, as applicable. The plan must be updated to include the actual expenditures by December 1, 2022.

For technical assistance related to the completion of the Expanded Learning Opportunities Grant Plan, please contact ELOGrants@cde.ca.gov.

Instructions: Plan Requirements

An LEA receiving ELO Grant funds under *EC* Section 43521(b) is required to implement a learning recovery program that, at a minimum, provides supplemental instruction, support for social and emotional well-being, and, to the maximum extent permissible under the guidelines of the United States Department of Agriculture, meals and snacks to, at a minimum, students who are included in one or more of the following groups:

- low-income,
- English learners,
- foster youth,
- homeless students,
- students with disabilities,
- students at risk of abuse, neglect, or exploitation,
- disengaged students, and
- students who are below grade level, including, but not limited to, those who did not enroll in kindergarten in the 2020–21 school year, credit-deficient students, high school students at risk of not graduating, and other students identified by certificated staff.

For purposes of this requirement

- “Supplemental instruction” means the instructional programs provided in addition to and complementary to the LEAs regular instructional programs, including services provided in accordance with an individualized education program (IEP).
- “Support” means interventions provided as a supplement to those regularly provided by the LEA, including services provided in accordance with an IEP, that are designed to meet students’ needs for behavioral, social, emotional, and other integrated student supports, in order to enable students to engage in, and benefit from, the supplemental instruction being provided.

- “Students at risk of abuse, neglect, or exploitation” means students who are identified as being at risk of abuse, neglect, or exploitation in a written referral from a legal, medical, or social service agency, or emergency shelter.

EC Section 43522(b) identifies the seven supplemental instruction and support strategies listed below as the strategies that may be supported with ELO Grant funds and requires the LEA to use the funding only for any of these purposes. LEAs are not required to implement each supplemental instruction and support strategy; rather LEAs are to work collaboratively with their community partners to identify the supplemental instruction and support strategies that will be implemented. LEAs are encouraged to engage, plan, and collaborate on program operation with community partners and expanded learning programs, and to leverage existing behavioral health partnerships and Medi-Cal billing options in the design and implementation of the supplemental instruction and support strategies being provided (*EC* Section 43522[h]).

The seven supplemental instruction and support strategies are:

1. Extending instructional learning time in addition to what is required for the school year by increasing the number of instructional days or minutes provided during the school year, providing summer school or intersessional instructional programs, or taking any other action that increases the amount of instructional time or services provided to students based on their learning needs.
2. Accelerating progress to close learning gaps through the implementation, expansion, or enhancement of learning supports including, but not limited to, any of the following:
 - a. Tutoring or other one-on-one or small group learning supports provided by certificated or classified staff.
 - b. Learning recovery programs and materials designed to accelerate student academic proficiency or English language proficiency, or both.
 - c. Educator training, for both certificated and classified staff, in accelerated learning strategies and effectively addressing learning gaps, including training in facilitating quality and engaging learning opportunities for all students.
3. Integrated student supports to address other barriers to learning, such as the provision of health, counseling, or mental health services, access to school meal programs, before and after school programs, or programs to address student trauma and social-emotional learning, or referrals for support for family or student needs.
4. Community learning hubs that provide students with access to technology, high-speed internet, and other academic supports.
5. Supports for credit deficient students to complete graduation or grade promotion requirements and to increase or improve students' college eligibility.
6. Additional academic services for students, such as diagnostic, progress monitoring, and benchmark assessments of student learning.
7. Training for school staff on strategies, including trauma-informed practices, to engage students and families in addressing students' social-emotional health needs and academic needs.

As a reminder, *EC* Section 43522(g) requires that all services delivered to students with disabilities be delivered in accordance with an applicable IEP.

Fiscal Requirements

The following fiscal requirements are requirements of the ELO grant, but they are not addressed in this plan. Adherence to these requirements will be monitored through the annual audit process.

- The LEA must use at least 85 percent (85%) of its apportionment for expenditures related to providing in-person services in any of the seven purposes described above.
- The LEA must use at least 10 percent (10%) of the funding that is received based on LCFF entitlement to hire paraprofessionals to provide supplemental instruction and support through the duration of this program, with a priority for full-time paraprofessionals. The supplemental instruction and support provided by the paraprofessionals must be prioritized for English learners and students with disabilities. Funds expended to hire paraprofessionals count towards the LEAs requirement to spend at least 85% of its apportionment to provide in-person services.
- An LEA may use up to 15 percent (15%) of its apportionment to increase or improve services for students participating in distance learning or to support activities intended to prepare the LEA for in-person instruction, before in-person instructional services are offered.

Instructions: Plan Descriptions

Descriptions provided should include sufficient detail yet be sufficiently succinct to promote a broad understanding among the LEA's local community.

A description of how parents, teachers, and school staff were involved in the development of the plan

Describe the process used by the LEA to involve, at a minimum, parents, teachers, and school staff in the development of the Expanded Learning Opportunities Grant Plan, including how the LEA and its community identified the seven supplemental instruction and support strategies that will be implemented. LEAs are encouraged to engage with community partners, expanded learning programs, and existing behavioral health partnerships in the design of the plan.

A description of how parents and guardians of students will be informed of the opportunities for supplemental instruction and support.

Describe the LEA's plan for informing the parents and guardians of students identified as needing supplemental instruction and support of the availability of these opportunities, including an explanation of how the LEA will provide this information in the parents' and guardians' primary languages, as applicable.

A description of how students will be identified and the needs of students will be assessed

Describe the LEA's plan for identifying students in need of academic, social-emotional, and other integrated student supports, including the LEA's plan for assessing the needs of those students on a regular basis. The LEA's plan for assessing the academic needs of its students may include the use of diagnostic and formative assessments.

As noted above in the Plan Requirements, "other integrated student supports" are any supports intended to address barriers to learning, such as the provision of health, counseling, or mental health services, access to school meal programs, before and after school programs, or programs to address student trauma and social-emotional learning, or referrals for support for family or student needs.

A description of the LEA's plan to provide supplemental instruction and support

Describe the LEA's plan for how it will provide supplemental instruction and support to identified students in the seven strategy areas defined in the Plan Requirements section. As a reminder, the LEA is not required to implement each of the seven strategies; rather the LEA will to work collaboratively with its community to identify the strategies that will be implemented. The plan must include a description of how supplemental instruction and support will be provided in a tiered framework that bases universal, targeted, and intensive supports on students' needs for academic, social-emotional, and other integrated student supports. The plan must also include a description of how the services will be provided through a program of engaging learning experiences in a positive school climate.

As a reminder, *EC* Section 43522(g) requires that all services delivered to students with disabilities be delivered in accordance with an applicable individualized education program. Additionally, LEAs are encouraged to collaborate with community partners and expanded learning programs, and to leverage existing behavioral health partnerships and Medi-Cal billing options in the implementation of, this plan (*EC* Section 43522[h]).

Instructions: Expenditure Plan

The 'Supplemental Instruction and Support Strategies' column of the Expenditure Plan data entry table lists the seven supplemental instruction and support strategies that may be supported with ELO Grant funds.

Complete the Expenditure Plan data entry table as follows:

In the 'Planned Expenditures' column of the data entry table, specify the amount of ELO Grant funds being budgeted to support each supplemental instruction and support strategies being implemented by the LEA and the total of all ELO Grant funds being budgeted.

The plan must be updated to include the actual expenditures by December 1, 2022. In the 'Actual Expenditures' column of the data entry table the LEA will report the amount of ELO Grant funds that the LEA actually expended in support of the strategies that it implemented, as well as the total ELO Grant funds expended.

A description of how these funds are being coordinated with other federal Elementary and Secondary School Emergency Relief Funds received by the LEA

Describe how the LEA is coordinating its ELO Grant funds with funds received from the federal Elementary and Secondary School Emergency Relief (ESSER) Fund provided through the federal Coronavirus Response and Relief Supplemental Appropriations Act of 2021 (Public Law 116-260), also known as ESSER II, to maximize support for students and staff.

California Department of Education
March 2021

Coversheet

Parent and Family Engagement Policy

Section: V. Academic Excellence
Item: A. Parent and Family Engagement Policy
Purpose: Vote
Submitted by:
Related Material: Parent and Family Engagement Policy V.1.pdf

BACKGROUND:

Staff recommends the Board approve the Parent and Family Engagement Policy. Districts receiving Title I, Part A funds are required to jointly develop with, agree upon with, and distribute to parents and family members of children participating in Title I, Part A funded programs a written parent and family engagement policy. The proposed changes have been vetted by our counsel, Jennifer McQuarrie, who agrees with the recommendation.



Parent & Family Engagement Policy

Learning and Educational Agencies and schools receiving federal funding are required to implement a parent and family engagement policy under federal law. See 20 U.S.C. § 6318. The purpose of the Pacific Coast Academy's Governing Board approving this Parent and Family Engagement Policy is to accomplish the following:

- I. Identify the purpose of the policy and define "parent"
- II. Outline parents and family member involvement in drafting of the School Plan
- III. Establish the ways the School will provide for coordination, technical assistance, and other supports
- IV. Establish the annual meeting content and timeline
- V. Outline the content, delivery method, and other details of the Notice to parents
- VI. Establish ways parents will participate in the planning, review and improvement of Title I Programs
- VII. Establish the ways in which the School will build capacity for parent involvement
- VIII. List and describe how the School will coordinate with other programs
- IX. Establish the annual evaluation process for the policy
- X. Establish the School-Parent Compact
- XI. Establish the means to involve parents of Limited English Proficient Student, Disabled
- XII. Parents, and Parents of Migratory Children
- XIII. Establish the notices that will be provided to parents of participating students
- XIV. Ensure that information and materials are provided in ways, so they are accessible to all

I. Introduction

Research has shown that the attitudes, behavior, and achievement of children are enhanced when parents or other caregivers are involved in their children's education. To that end, the Pacific Coast Academy (the "School") has adopted this parent and family engagement policy in order to promote learning and provide a more positive learning experience for students. Within this policy, the word "parent" is intended to reach any caregiver of students enrolled in the School, including but not limited to, parents, guardians, grandparents, aunts, uncles, foster parents, stepparents, etc. This policy will be incorporated into the School's plan pursuant to federal law and submitted to the California Department of Education with the School's Consolidated Application.

II. Involvement in Drafting the School Plan

Parents and family members of participating children will be involved in the development of the School plan required by federal law. On an annual basis, the School will submit the School plan to the Governing Board for review and suggested changes after holding a parent meeting and before the plan is submitted to the California Department of Education (“CDE”) with the Consolidated Application. In addition, all parents of participating children will annually be invited to review the School plan and submit comments.

If the School plan is not satisfactory to the parents of participating children, the School will submit any comments from parents of participating children with the School plan when it is submitted to the CDE.

III. Coordination, Technical Assistance, and Other Support

The School will ensure the coordination, technical assistance, and other support necessary to planning and implementing effective parent and family engagement activities to improve student academic achievement and school performance in the following ways:

- The School will distribute 95% of the funds reserved pursuant to federal law (20 U.S.C. § 6318(a)(3)(A)) to the school for parent involvement activities.
- The School (board and school leaders) will collaborate to devise a timeline for parental involvement activities throughout the school year and create a follow up tool to ensure that the activities occur.
- The School will develop the necessary technical assistance for planning and implementing effective parent involvement activities to improve student academic achievement and school performance.

IV. Annual Meeting

Within 60 days of the first day of school, the School shall convene an annual meeting to which all parents of children participating in Title I, Part A programs are invited and encouraged to attend. The School will hold two additional meetings to ensure the maximum parental participation, providing the same information, to be offered at flexible times, such as in the morning or evening.

The information provided at the meetings will inform parents of the School’s receipt of Title I, Part A funds and the specific requirements of Title I, Part A. Additionally, parents shall be informed of their rights to be involved in Title I, Part A programs.

V. Notice

Within 60 days of the beginning of school, the School will send through electronic methods a notice to all parents containing, but not limited to, the following information:

- Information about Title I, Part A programs.

- An explanation of the requirements of Title I, Part A programs.
- A description of the parent rights for participation in Title I, Part A programs.
- A description (including timing of meetings, location, etc.) of how parents can participate in the planning, review and/or improvement of the parent involvement policy and the schoolwide program.
- A description and explanation of the curriculum in use at the School, the forms of academic assessment used to measure student progress and the achievement levels of the challenging State academic standards.
- An invitation to attend the annual meeting and additional meetings, providing information about the purpose of the meetings and the dates and times.
- A copy of the most current Parent and Family Engagement Policy and a feedback process for parents to comment on its content.

In addition to mailing this notice to parents of participating children, the School will post the information on its website.

VI. Title I, Part A Program Involvement

In order to involve parents in an organized, ongoing and timely way in the planning, review and improvement of Title I, Part A programs, the parent involvement policy and the school-wide program plan, the School will involve parents of participating students as follows:

- The School will conduct two of Family Learning Nights each year where all parents of participating children will be invited to the School to learn about the different Title I, Part A programs, details of this policy and the school-wide program plan. These meetings will be held at flexible times.
- Parents not attending the Family Learning Nights will be contacted to encourage participation and inform them of future Family Learning Nights.
- The School will publish a regular Newsletter with notification of upcoming participation opportunities.
- Each year, the School will hold an End of School Night, at which parents of participating children will be invited to review Title I, Part A programs, the parent involvement policy and the school-wide program plan and recommend any changes.
- If requested by parents of participating children, the School will schedule regular meetings where parents are able to formulate suggestions and to participate, as appropriate, in decisions relating to the education of their children. The School will respond to such suggestions within 60 days.
- If the school-wide program plan is not satisfactory to parents of participating children, the School will submit any parent comments on the plan when it submits the plan.

VII. Building Capacity for Involvement

A. Standards, Assessments, Title I Requirements, Monitoring Progress and Improving Student Achievement

In order to ensure effective parental involvement and support a partnership among the School, parents, and the community to improve student academic achievement, the School will provide the following programs to assist parents in understanding the challenging State academic standards, State student academic achievement standards, State and local academic assessments, Title I requirements, and how to monitor their child's progress and work with educators to improve the academic achievement of their children (collectively referred to "Standards and Requirements"):

- The School will include one parent on its board of directors.
- The School will regularly publish in its Newsletter, and/or on its website, descriptions and explanations of State academic content standards and State student academic achievement standards, State, and local academic assessments, Title I requirements, and how to monitor their child's progress and work with educators to improve the academic achievement of their children.
- Regular meetings will be held by the School to discuss how parents can work with educators to improve their child's academic achievement.
- The School will hold one Family Math and Science Event and one Family Literacy Event to introduce parents to the School's curriculum and its correlation to the State's academic content standards and academic achievement standards.
- Parents will be invited to attend regular classes to learn about State and local academic assessments and to take sample tests.

B. Helping Parents to Work with their Children

In an effort to foster parental involvement, the School will provide materials and training to help parents to work with their children to improve their children's achievement through the following programs:

- The School will hold quarterly classes for parents and students to learn how to use computers and the internet in accordance with the School's internet use policy. The training will enable parents to access their children's schoolwork, communicate with teachers, and review information posted about the School.
- The School will provide parents with access to literacy programs that bond families around reading and using the public library.
- The School will provide quarterly seminars on parenting skills and parent child communication.

C. Education on Parent Involvement

The School will annually educate teachers and other school staff, with the assistance of parents, in the value and utility of contributions of parents, and in how to reach out to, communicate with, and work with parents as equal partners, implement and coordinate parent programs and build ties between parents and the School. The training shall take place each year in staff orientations, annual staff development materials, and other in-service trainings held throughout the school year.

In order to better understand what works best for the current parents of participating children attending the School, the education will take place after the following research is done (which shall be accomplished within the first 90 days of the commencement of the School year):

- A survey will be sent home to parents of participating students that solicits information on what skills each parent has to offer the School and what types of parental involvement programs in which parents would most likely participate.

VIII. Coordination with Other Programs

The School shall, to the extent feasible and appropriate, coordinate and integrate parent involvement programs and activities with other federal, state, and local programs, including public preschool programs and conduct other activities, such as parent resource centers, that encourage and support parents in more fully participating in the education of their children.

The School will coordinate and integrate parent involvement programs and activities with these programs as follows:

1. Requiring that the school conduct meetings involving parents, kindergarten or elementary school teachers, and Head Start teachers or, if appropriate, teachers from other early childhood development programs such as the Early Reading First program, to discuss the developmental and other needs of individual children.
2. developing and implementing a systematic procedure for receiving records regarding such children, transferred with parental consent from a Head Start program or, where applicable, another early childhood development program such as the Early Reading First program.

IX. Annual Evaluation

The School, with the involvement of parents, shall conduct an annual evaluation of the content and effectiveness of this family involvement policy in improving the academic quality of the schools served under Title I, Part A, including identifying barriers to greater participation by parents in activities under federal law. The School will pay particular attention to parents who are economically disadvantaged, are disabled, have limited English proficiency, have limited literacy, or are of any racial or ethnic minority background. The School will use the findings of such evaluation to design strategies for more effective parental involvement and to revise, if necessary, this family involvement policy.

X. School-Parent Compact

At the beginning of each school year, the School will enter into School-Parent Compacts with parents of participating children. The School-Parent Compact will outline how parents, the entire school staff and

students will share the responsibility for improved student academic achievement and the means by which the School and parents will build and develop a partnership to help children achieve the State's high standards.

The School will seek out input from parents to annually evaluate the effectiveness of the School-Parent Compact and provide feedback and suggestions for revision.

XI. Involvement of Parents of Limited English Proficient Students, Disabled Parents, and Parents of Migratory Children

The School shall implement an effective means of outreach to parents and family members of limited English proficient students to inform them regarding how they can be involved in the education of their children and be active participants in assisting their children to attain English proficiency, achieve at high levels in core academic subjects and meet challenging State academic achievement standards and State academic content standards expected of all students. To accomplish this goal, the School will do the following:

- The School will hold regular meetings, and send notice of these meetings, for the purpose of formulating and responding to recommendations from parents of participating children.
- The School will provide language translators at parent meetings to the extent practicable.
- The School will schedule meetings to enable families to share information about culture, background, children's talents, and particular needs for the schools.
- The School will provide parents of limited English proficiency with access to English as a Second Language (ESL) classes to increase their English language proficiency to assist their children with homework. The school's administrative staff will visit the classes to interact with the parents.

The School will provide full opportunities for participation of parents with disabilities and parents of migratory children. To accomplish this goal, the School will do the following:

- If any parent needs a disability-related modification or accommodation, including auxiliary aids or services, to participate, they need only contact the School at least 72 hours before the scheduled event so every reasonable effort can be made to provide the accommodation.

XII. Notices

In accordance with federal law, the School will provide the following notices to parents of children attending Title I, Part A schools:

- Annual report card
- A notice regarding the parent's right to request information regarding the following:
 - Professional qualifications of the student's teacher(s);
 - The level of achievement and academic growth of the student, if applicable and available, on each of the State academic assessments and timely notice that the student has been assigned, or has been taught for four or more consecutive weeks by, a teacher who does

- not meet applicable State certification or licensure requirements at the grade level and subject area in which the teacher has been assigned.
- Information regarding any State or School policy regarding student participation in any assessments mandated by federal law and by the State and School, which shall include a policy, procedure, or parental right to opt the child out of such assessment, where applicable.
 - The notice regarding language instruction programs.
 - Any other notices required by law.

XIII. Miscellaneous

The School shall ensure that all information related to School and parent programs, meetings, and other activities is sent to the parents of participating children in a format and, to the extent practicable, in a language the parents can understand.

The School will provide other reasonable support for parental involvement activities as requested by parents.

Coversheet

Executive Director Contract, Salary and Fringe Benefits

Section: VI. Other Business
Item: B. Executive Director Contract, Salary and Fringe Benefits
Purpose: Vote
Submitted by: CSEC Committee
Related Material: Compensation Recommendation CSEC.pdf

BACKGROUND:

In addition to supporting the Executive Director, overseeing school operations and programs, and performing fiduciary oversight, one of the most important tasks PCA's governing board handles is deciding the Executive Director's compensation.

Per the Board's request, Edgility Consulting was hired to investigate the PCA Executive Director's pay and determine if the amount is "fair and reasonable" according to IRS nonprofit salary standards. Edgility completed their comparability study and published their findings and methodology in a report that was submitted to the CEO Support and Evaluation Committee (CSEC) and Ms. Demofonte. PCA was given permission by Edgility to publish the "Summary of Findings" in the board packet on the following page.

Following the CEO Evaluation and Compensation Procedure approved by the Board in February 2021, the CSEC met with Ms. Demofonte to discuss her self-reflection on the evaluation memo approved by the Board in April and negotiate the terms of her contract. After the meeting, the CSEC wrote the recommendation for salary and benefits that is on the next page. The CSEC took into account the Edgility compensation comparability study and Ms. Demofonte's evaluation when writing up this recommendation.

RECOMMENDATION:

The CSEC recommends the Board approve the compensation and contract length in the attached document.

Important note: All compensation discussions must happen in open session. The CSEC will read the recommendation to the Board in public and any discussion of numbers, the data in the study, opinions on the job's salary, and questions about amounts MUST occur in front of the public. The Board will enter into closed session to discuss the aspects of ED compensation that pertain to Ms. Demofonte's evaluation and self-reflection. Once that discussion is completed, the Board will move out of closed session to make the final decision on compensation in open session.

PCA Executive Director Compensation Recommendation July 1, 2021 - June 30, 2022

Due to the results of the ED Evaluation performed by the PCA Board as well as the compensation comparability study conducted by Edgility, the PCA CEO Support and Evaluation Committee recommends the following compensation for the Executive Director, Ms. Krystin Demofonte: 2-year contract with \$218,000 salary (\$252,000 total compensation) and 6-month severance pay and medical benefits package if there is termination without cause.

COMPENSATION RECOMMENDATION 2021-2022

Salary: \$206,000 per year (a ~5% increase from 2020-2021 salary amount of \$196,000)
 Stipend: \$1,000 per month (increasing stipend from \$700 from previous year)
 Benefits: \$3,000 medical opt-out stipend, ER STRS \$30,846.50 (cost of benefits to PCA)
 Contract: 2 year contract
 Severance: 6 months severance of salary without the stipend, plus 6 months of benefits

COMBINE SALARY WITH STIPEND

The CSEC would like to roll together the annual salary and monthly stipend into one salary amount (\$206,000 + \$12,000) which is a total of \$218,000 per year. The stipend includes \$500 for car, \$100 for cell, \$100 for internet, and \$300 for mailings, office supplies, printer ink, paper, and meeting supplies. The separated stipend was a vestigial process from ICS and makes more sense to roll together with salary.

Salary + Stipend = \$218,000 as new salary amount

CONTRACT LENGTH

The contract length is recommended to be two years instead of one year in order to promote job stability and commitment to PCA.

SEVERANCE

Previously the Executive Director position did not include severance which is highly uncharacteristic of executive positions. Severance would activate if Ms. Demofonte's employment with PCA is terminated without cause.

COMPARABILITY STUDY

For reference, see page 7 from the Edgility Compensation Study included below:

Summary and Recommendations

Edgility recommends that the executive director's total compensation meet the 50th percentile of the average of all data sources. We found the ED's current total compensation (salary + bonus + benefits) of \$233,246.50 to be at the average 50th percentile for all data sources, which was \$240,912. The ED's salary and total cash compensation also met the average 50th percentile for all data sources.

Total Compensation Range (Base Salary + Bonus + Benefits)

Title	Range Low	Range Mid (P50)	Range Mid-High	Range High
Executive Director	\$180,684	\$240,912	\$271,026	\$301,140

It is our formal opinion that the remuneration being provided to the Pacific Coast Academy's Executive Director Krystin Demofonte, is necessary to carry out the exempt purpose of the organization, not excessive, and should not be deemed unreasonably high in terms of the Intermediate Sanctions regulations. This opinion has been developed in accordance with the provisions of Section 53.4958-6(c)(2) and is also intended to satisfy the professional advice requirements of Section 53.4958-1(d)(4)(iii) of the Income Tax Regulations. Accordingly, I certify that I am a qualified compensation consultant; that I perform executive compensation valuations on a regular basis; and that I am qualified to make valuations of the type of services involved in this analysis.

Coversheet

2021-22 Board Meeting Calendar Task Force

Section: VI. Other Business
Item: C. 2021-22 Board Meeting Calendar Task Force
Purpose: Vote
Submitted by: Kelly Durso
Related Material: Board Calendar Important Dates 2021-2022.pdf

BACKGROUND:

The Board indicated at the May 8th special meeting that it would be prudent to space out board meetings to allow for more time between receiving the packet and attending the meeting. Ms. Demofonte and Ms. Erlendson have put together a list of time sensitive items on the following page that must happen in certain months.

RECOMMENDATION:

Form a task force of two board members who will be tasked with developing a 2021-2022 calendar for regularly scheduled board meetings. They will consult with the administration of the PCA to have a board meeting calendar ready for approval at the June meeting on June 29th, 2021.

Board Calendar Important Dates

Key- Bold: Necessary Meeting Months

June

- Adopted Budget (Due July 1)
- Final Approval of the LCAP
- Board Meeting Calendar
- ED Presents Final Report on Goals

August

- Orientation/Training of Board
- Conapp Reporting Second Report 8/15 (2022)
- ED Progress Report
- Form CSEC Committee & Elect Chair

September

- UAR (Actuals 7/1 to 6/30) Due 9/15
- ED Progress Report

October

- Unaudited Actuals
- November 1st - Dashboard Indicators due to the state
- ED Progress Report

November

- CSEC & ED Formal Check In

December

- Approval of Previous Years Audit (12/15)
- December 15th - LCAP (for 2020-2021 School Year Only)
- December 15th - First Interims due to the county
- ED Progress Report

January

- February 1st - SARC (School Accountability Report Card) due to the state
- ED Progress Report

February

- March 1st - Comprehensive School Safety Plan
- Conapp Reporting – 1st report 2/28
- ED Progress Report

March

- March 15th - Second Interims due to the county
- March 31st - Auditor Selection Form due to the county
- School Calendars
- April 1st - Form 700s due to the County Board of Supervisors
- ED Evaluation (special board meeting?)

April

- ED Compensation/Contract Approval

May

- Public Hearing of LCAP (Does not need to be in a meeting but Board Members attend)
- 990 Due May 15
- ED Progress Report
- Compensation Policy (not required annually)