

ARISE High School Finance Committee Update

BRYCE FLEMING AND JOSH CLARK

OCTOBER 12, 2021



Contents



- 1. 2021-22 Financial Update**
 - A. Review of Forecast Changes
 - B. Current Forecast
 - C. Cash Flow Projection

- 2. State Funding Update**
 - A. Educator Effectiveness
 - B. A-G Completion
 - C. Plan Timelines

- 3. Exhibits**
 - A. Current 21-22 Forecast
 - B. Cash Flow

2021-22 Forecast Update

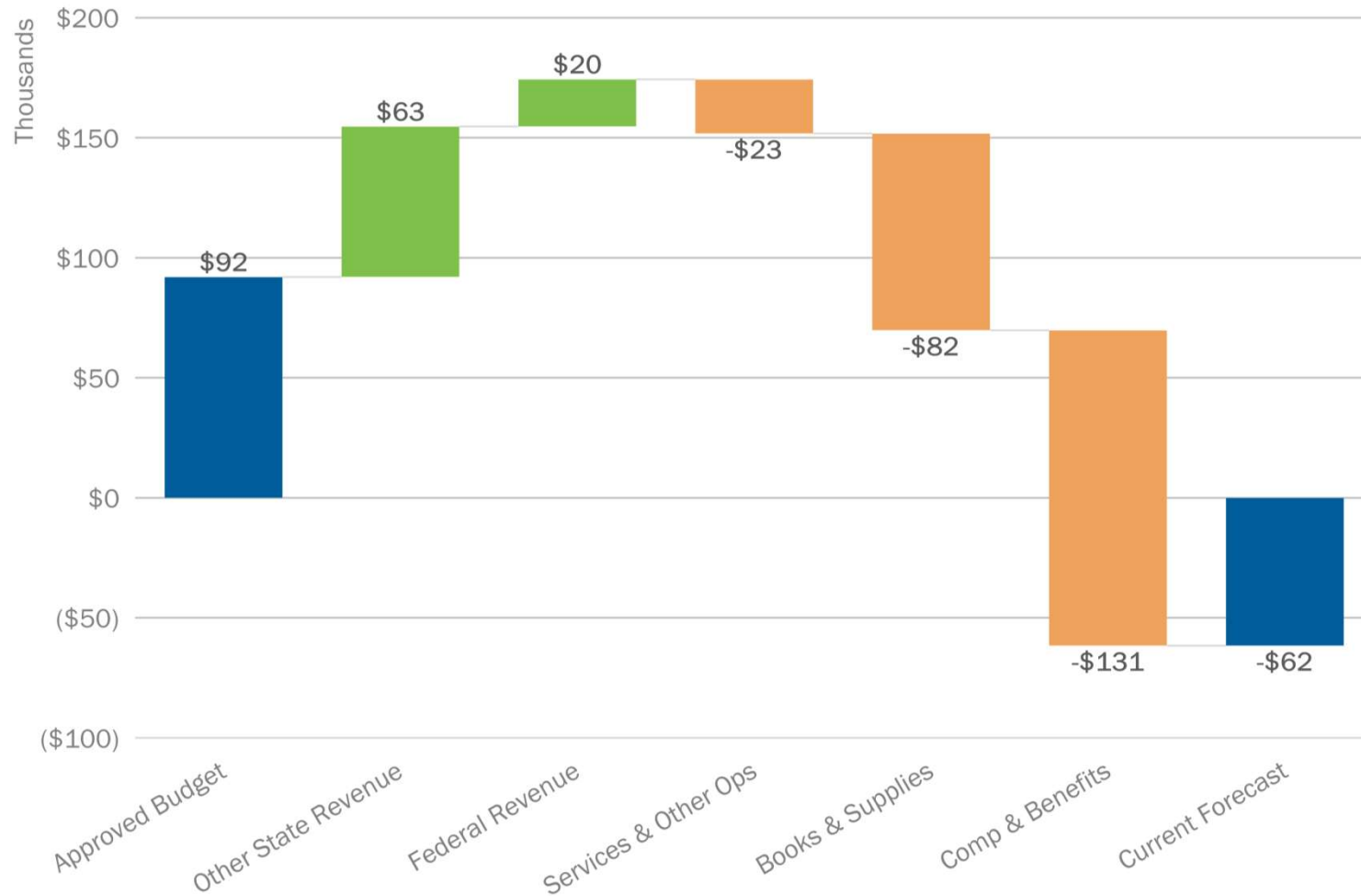
Actuals through 8/31/2021



2021-22 Forecast Update



Increases in personnel and supplies have decreased forecast



Budget Comparison



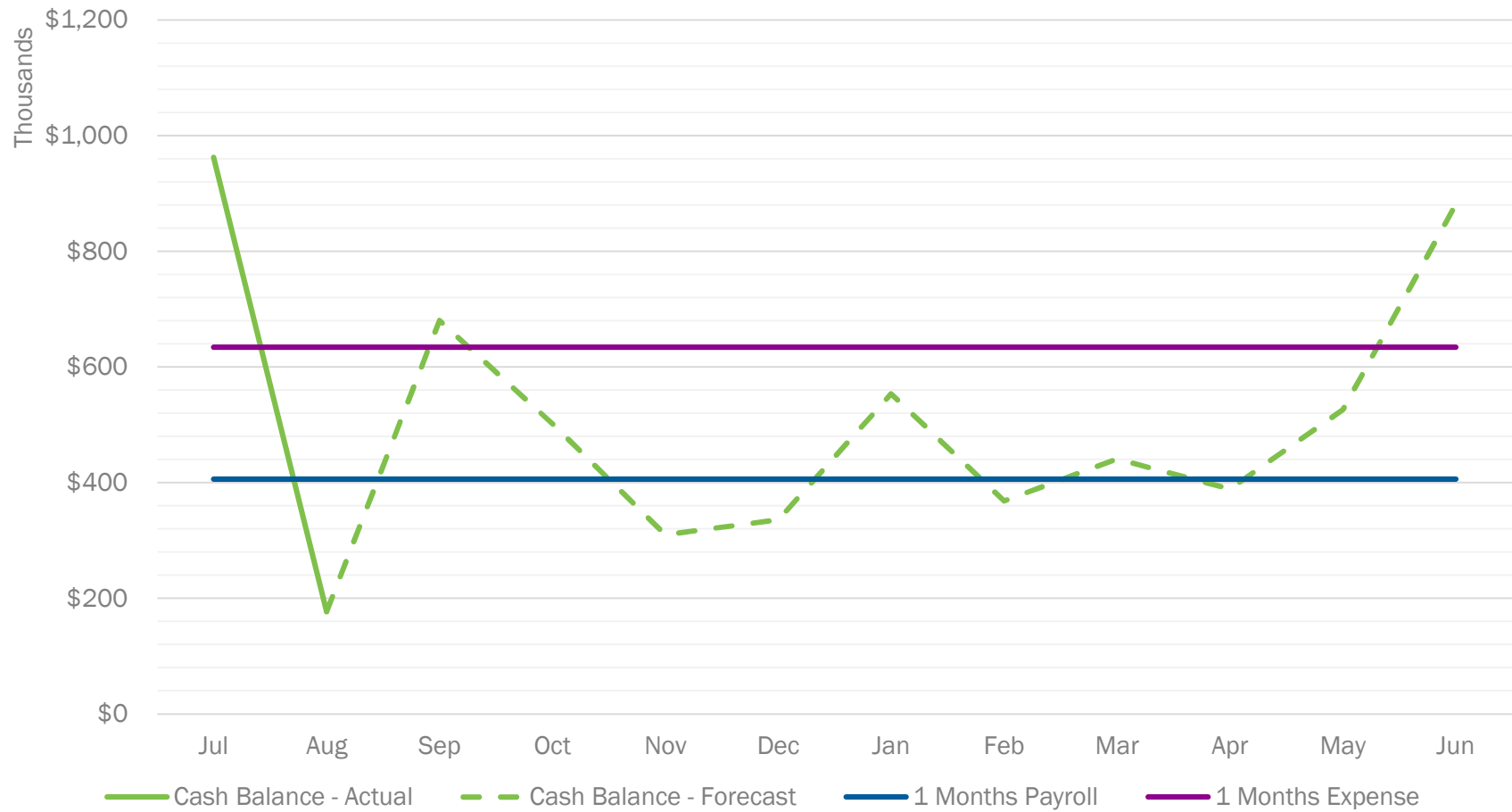
Net \$174K decrease in operating income

		2021-22	2021-22	Variance
		Previous Forecast	Current Forecast	
Revenue	LCFF Entitlement	4,923,189	4,923,189	-
	Federal Revenue	775,661	795,308	19,647
	Other State Revenues	1,224,061	1,201,711	(22,350)
	Local Revenues	631,793	631,793	-
	Fundraising and Grants	-	-	-
	Total Revenue	7,554,705	7,552,001	(2,703)
Expenses	Compensation and Benefits	4,784,358	4,873,933	(89,574)
	Books and Supplies	586,076	601,076	(15,000)
	Services and Other Operating	1,749,769	1,816,395	(66,626)
	Depreciation	272,578	272,578	-
	Other Outflows	49,606	49,606	-
	Total Expenses	7,442,388	7,613,588	(171,200)
	Operating Income	112,317	(61,586)	(173,903)
	Beginning Balance (Unaudited)	1,950,555	1,950,555	-
	Operating Income	112,317	(61,586)	(173,903)
	Ending Fund Balance (incl. Depreciation)	2,062,872	1,888,969	(173,903)
	Ending Fund Balance as % of Expenses	27.7%	24.8%	-2.9%

2021-22 Monthly Cash Flow Projection



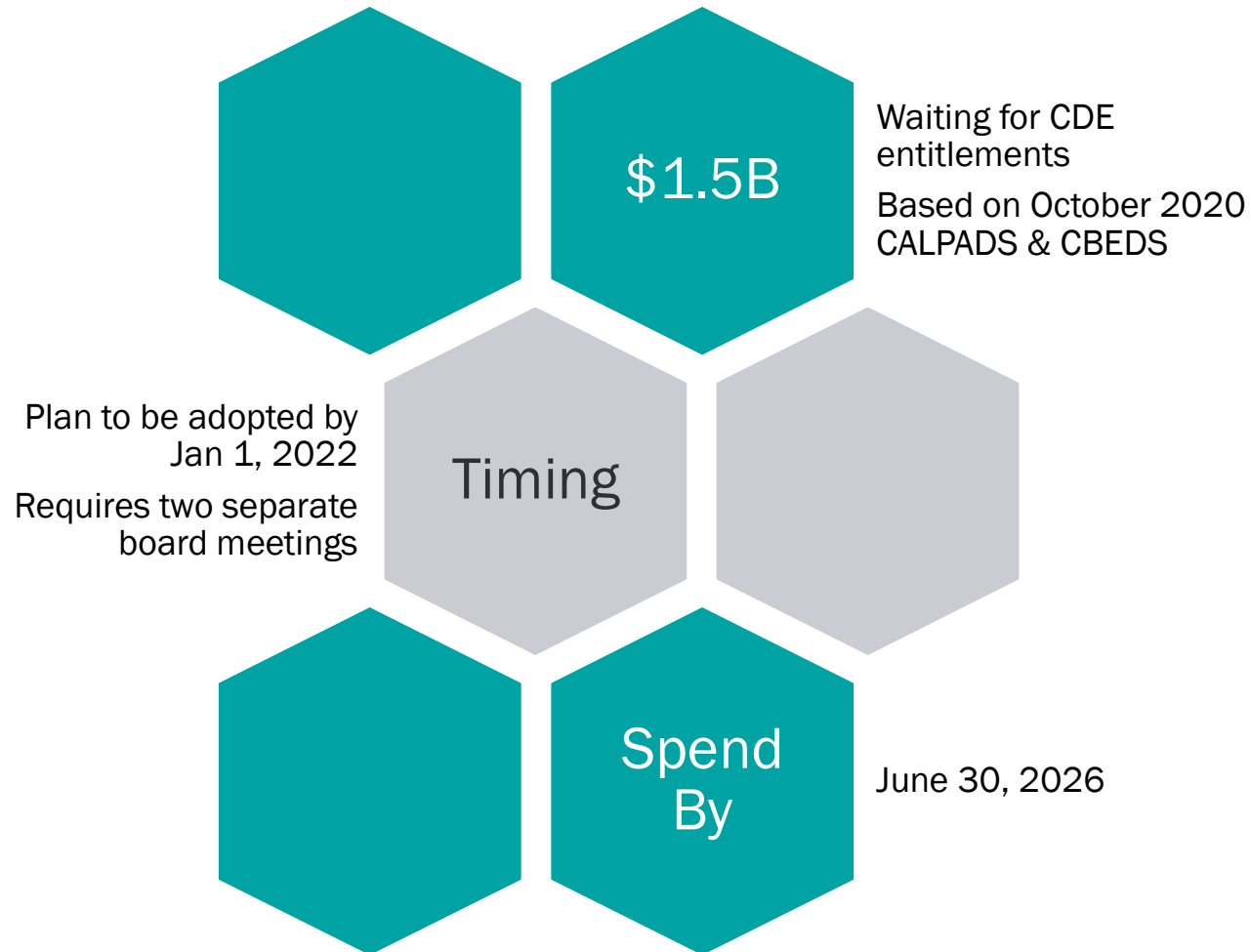
Cash increases in Sep/Oct as deferral repayments are received



State Funding Update

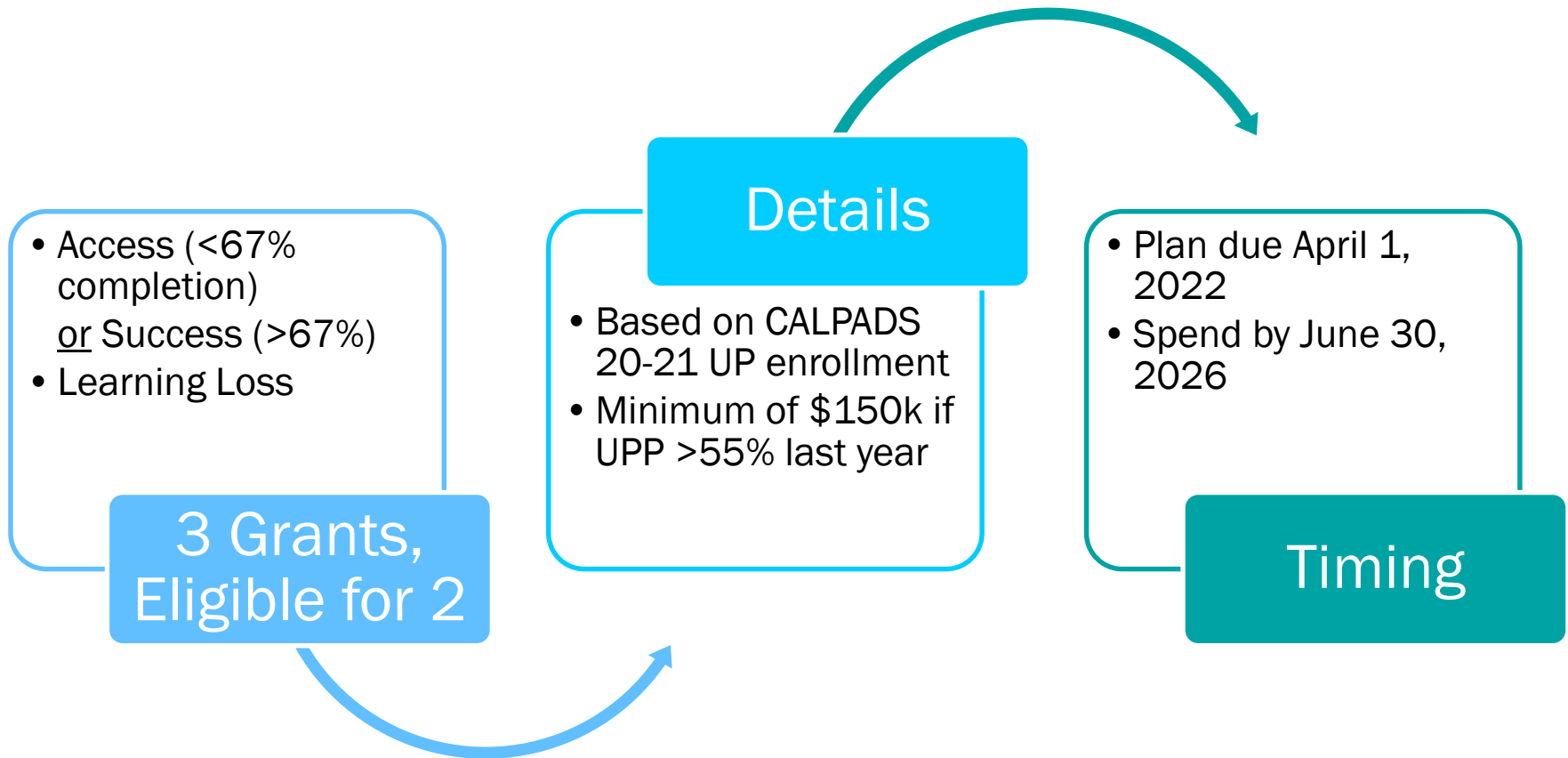


Educator Effectiveness



Currently \$20K of revenue in this year's forecast

A-G Completion



Currently no revenue in forecast, but could be added to help deficit

Plans Due Throughout 2021-22



All plans with the exception of El Dorado funds require board approval

