



ARISE HIGH SCHOOL

CAMPUS REOPENING

Presented by Head of School Karla Gandiaga

TODAY'S PRESENTATION

Presentation Outline

Reopening Survey Data

Our Guiding Principles

- Commitment to Safety

- Strong Support Systems

- Plan Sustainability & Evolution

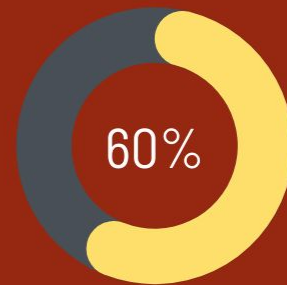
- Schedule Plans by Tier

CAMPUS REOPENING SURVEY DATA

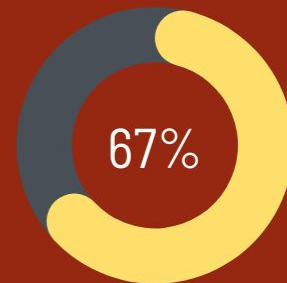
All stakeholders:

- have expressed desire for at least staff to be vaccinated.
- name **health & safety** as their number one priority.
- want continued involvement as we develop plans.

Teachers and students want to avoid teaching on-campus and virtual students **simultaneously**, which compromises quality of instruction.



of students & families feel comfortable returning to campus




of staff feel comfortable returning to campus

96% are willing to return to campus



Safety



Support



Sustainability

OUR GUIDING PRINCIPLES

Reopening Plan Outline

COMMITMENT TO SAFETY

ROBUST COVID-19 MITIGATION

We are committed to strong adherence to CDC, State, and County Guidelines and providing PPE (masks, dividers, shields, custodial supplies, etc) for all stakeholders.

PRIORITIZING VACCINATION & TESTING

We are supporting vaccination for all staff and families that qualify and access to COVID testing on campus.

CLEAR & CONSISTENT COMMUNICATION

We plan to create a Technical Manual for all stakeholders around protocols and set up a full orientation run-through.

01 UNIVERSAL & CORRECT USE OF MASKS*

Consistent & correct usage of masks will be required for all students and staff while on campus.

02 6 FT PHYSICAL DISTANCING*

Through cohorting and staggered start/end times, we will enforce physical distance of at least **6 feet**.

04 CLEANING FACILITIES

All surfaces will be cleaned & disinfected at the end of each day, with deep cleaning on Wednesday.

MITIGATION STRATEGIES TO REDUCE TRANSMISSION OF COVID-19 IN SCHOOLS

* TOP TWO PRIORITIES FROM THE CDC

03 HANDWASHING ETIQUETTE

We will provide education around handwashing & hygiene and regular access to sanitizing stations.

05 CONTACT TRACING & QUARANTINE

We will collaborate with public health officials around contact tracing, community notification, and isolation.

STRONG SUPPORT SYSTEMS

REDESIGNING STUDENT SUPPORT


We are adding two academic counseling positions and increasing the number of support staff and TAs.

RESPONDING TO SPECIFIC NEEDS

We are doubling Math instruction and prioritizing high needs students for increased time on campus.

ENRICHMENT PROGRAMS & PARTNERS

Our new Student Enrichment Director will coordinate with our Pathway and community partners so students are engaging in work-based learning while not on campus.



IN-PERSON SUPPORT

Transition to Workshop Model

To avoid simultaneous hybrid teaching, teachers will provide online direct instruction in the morning. In the afternoon workshop, students will deepen their learning & apply their knowledge in person through guided practice.

PLAN SUSTAINABILITY & EVOLUTION

FLEXIBLE PLANS & CONTINGENCIES

Any schedule will need to take into account students who are fully remote. We have designed a schedule that can be easily adapted to changing situations around COVID-19.

MAXIMIZING INSTRUCTION WITH 4X4

Semester courses emphasize depth over breadth and allow students to earn more course credits each year.

STAFF SUSTAINABILITY & POTENTIAL

With less students per semester, teachers have more room to plan & provide individualized instruction/support.



SUSTAINABILITY

Student Benefits in a 4x4 Schedule

Students have less classes to manage per semester and more time for enrichment programs & community internships.

Increase in the number of classes per year means students can take more electives, have more choice, & earn more credits.

If a student fails a required class, the students can repeat the class next semester and not delay progress toward graduation.

SCHEDULE PLANS BY TIER

Alameda County Tier Assignment

Our schedule is designed to respond to the changing situation of COVID-19, depending on the tier that Alameda County transitions to along with other community factors.

WIDESPREAD

SUBSTANTIAL

MODERATE

MINIMAL

SAMPLE STUDENT SCHEDULE (GROUP 1A)

TIME	MON	TUE	WED	THU	FRI	
9:00 - 9:30	ADVISORY	ADVISORY	ADVISORY	ADVISORY	ADVISORY	ONLINE INSTRUCTION
9:40 - 10:40	PERIOD 1	PERIOD 3	INDEPENDENT WORK TIME & ONLINE TUTORING	PERIOD 1	PERIOD 3	
10:50 - 11:50	PERIOD 2	PERIOD 4		PERIOD 2	PERIOD 4	
11:50 - 1:00	LUNCH	LUNCH	COMMUNITY INTERNSHIPS	LUNCH	LUNCH	
1:00 - 3:00	WOLFPACK TIME WITH P1, P2 TEACHERS	WOLFPACK TIME WITH P3, P4 TEACHERS	HIGH NEEDS STUDENT SUPPORT	ONLINE TUTORING ENRICHMENT PROGRAMS COMMUNITY INTERNSHIPS		IN-PERSON WORKSHOP

NOTES: STUDENTS TAKE 4 COURSES A SEMESTER: 3 SEMESTER-LONG COURSES AND 1 YEAR-LONG MATH COURSE.
HIGH NEEDS STUDENTS WILL HAVE ACCESS TO CAMPUS SUPPORTS 5 DAYS A WEEK

TIER: **MODERATE**

SAMPLE 4X4 IN-PERSON SCHEDULE

TIME	MON	TUE	WED	THU	FRI
9:00 - 9:25	ADVISORY	ADVISORY	ADVISORY STUDY HALL & CONSULTANCY	ADVISORY	ADVISORY
9:30 - 10:30	PERIOD 1	PERIOD 1		PERIOD 1	PERIOD 1
10:35 - 11:35	PERIOD 2	PERIOD 2	PROJECT WORK TIME ENRICHMENT PROGRAMS GUIDED GROUPS COMMUNITY INTERNSHIPS	PERIOD 2	PERIOD 2
11:40 - 12:40	PERIOD 3	PERIOD 3		PERIOD 3	PERIOD 3
1:20 - 2:20	PERIOD 4	PERIOD 4		PERIOD 4	PERIOD 4
2:20 - 4:00	OFFICE HOURS & ENRICHMENT			OFFICE HOURS & ENRICHMENT	

IN-PERSON LEARNING

NOTES:

Schedule will trigger when the county hits Yellow Tier and 70% of our students and families are vaccinated (herd immunity is achieved in our community).

TIER:

MINIMAL

SAMPLE 4X4 ONLINE SCHEDULE

TIME	MON	TUE	WED	THU	FRI
9:00 - 9:30	ADVISORY	ADVISORY	ADVISORY	ADVISORY	ADVISORY
9:40 - 10:40	PERIOD 1	PERIOD 3	INDEPENDENT WORK TIME & ONLINE TUTORING COMMUNITY INTERNSHIPS HIGH NEEDS STUDENT SUPPORT	PERIOD 1	PERIOD 3
10:50 - 11:50	PERIOD 2	PERIOD 4		PERIOD 2	PERIOD 4
11:50 - 1:00	LUNCH	LUNCH		LUNCH	LUNCH
1:00 - 3:00	ONLINE TUTORING GUIDED GROUPS OFFICE HOURS			ONLINE TUTORING GUIDED GROUPS OFFICE HOURS	

**FULLY ONLINE
INSTRUCTION**

NOTES:

The schedule can convert to being fully online in case of a positive COVID case or transition to purple/red tier.

TIERS:

WIDESPREAD

SUBSTANTIAL



APRIL CAMPUS RE-OPENING

Priority Students

Special education

English Learners

Students with socioemotional needs

Stable Cohorts

Groups of 6-12 students

No cross-pollination

2-3 adults per group maximum

Afternoon Sessions

One online period

Guided Group/Workshop Model

Case Manager Check In