



ARISE High School

Board Meeting

Amended on April 12, 2022 at 10:46 AM PDT

Date and Time

Tuesday February 8, 2022 at 6:00 PM PST

Location

Join Zoom Meeting

<https://us06web.zoom.us/j/98440054147>

Meeting ID: 984 4005 4147

One tap mobile

+16699006833,,98440054147# US (San Jose)

+13462487799,,98440054147# US (Houston)

Agenda

	Purpose	Presenter	Time
I. Opening Items			6:00 PM
A. Record Attendance			1 m
B. Call the Meeting to Order			1 m
II. Public Comment			
III. Consent Calendar			6:02 PM
A. Approval of Board Findings Relating to Teleconference Meetings During State of Emergency	Vote	Julie Obbard	1 m
“Board findings pursuant to Government Code Section 54953(e)			

The Charter School Board of Directors determines, in accordance with Government Code Section 54953(e)(1)(B), that meeting in person would present imminent risks to the health or safety of attendees. Pursuant to Government Code Section 54953(e)(3), the Board has also reconsidered the circumstances of the State of Emergency declared by the Governor on March 4, 2020, and finds the State of Emergency continues to directly impact the ability of the Directors to meet safely in person and/or that State or local officials continue to impose or recommend measures to promote social distancing.”

	Purpose	Presenter	Time
B. Approve Minutes (December 7, 2021)	Approve Minutes	Maria Arechiga	1 m
C. Approve Check Register (November & December)	Vote		1 m
IV. Governance Committee Update			6:05 PM
A. Board Recruitment Plan	Discuss	Ana Gomez	15 m
V. Finance Update			6:20 PM
A. EdTec Presentation	Discuss	Dave Bryson	15 m
B. Discuss A-G Completion Plan	Discuss	Dave Bryson	5 m
C. Finance Approvals	Vote	Dave Bryson	5 m
SARC Report			
VI. Academic Excellence Committee Update			6:45 PM
A. Academic Excellence Committee Update	Discuss	Gabi Netter	10 m
VII. Head of School Update			6:55 PM
A. Head of School Update	Discuss	Karla Gandiaga	10 m
B. LCAP	Discuss	Karla Gandiaga	10 m
C. Updated Attendance Policy	Vote	Karla Gandiaga	5 m
VIII. Discussion Items			
IX. Closing Items			
A. Adjourn Meeting	Vote		

This legislative body conducts business under the meeting requirements of the Ralph M. Brown Act.

MEETING AGENDA & RELATED MATERIALS

Agendas for regular board meetings as defined by the Brown Act will be posted at the meeting site and the legislative body's website, if applicable, 72 hours prior to the start of the meeting. Agendas for special meetings as defined by the Brown Act will be posted at the meeting site and the legislative body's website, if applicable, 24 hours prior to the start of the meeting. Materials relating to an agenda topic that is a matter of public record in open session, will be made available for public inspection 72 hours prior to the start of the meeting, or, alternatively, when the materials are distributed to at least a majority of board members.

THE ORDER OF BUSINESS MAY BE CHANGED WITHOUT NOTICE

Notice is hereby given that the order of consideration of matters on this agenda may be changed without prior notice.

REASONABLE LIMITATIONS MAY BE PLACED ON PUBLIC TESTIMONY

The Governing Board's presiding officer reserves the right to impose reasonable time limits on public testimony to ensure that the agenda is completed.

SPECIAL PRESENTATIONS MAY BE MADE

Notice is hereby given that, consistent with the requirements of the Bagley-Keene Open Meeting Act, special presentations not mentioned in the agenda may be made at this meeting. However, any such presentation will be for information only.

REASONABLE ACCOMMODATION WILL BE PROVIDED FOR ANY INDIVIDUAL WITH A DISABILITY

Pursuant to the Rehabilitation Act of 1973 and the Americans with Disabilities Act of 1990, any individual with a disability who requires reasonable accommodation to attend or participate in this meeting may request assistance by contacting ARISE High School, 3301 E. 12th Suite 205, Oakland, CA; telephone: (510) 436-5487.

FOR MORE INFORMATION

For more information concerning this agenda or for materials relating to this meeting, please contact ARISE High School, 3301 E. 12th Suite 205, Oakland, CA; telephone: (510) 436-5487.

Coversheet

Approve Minutes (December 7, 2021)

Section: III. Consent Calendar
Item: B. Approve Minutes (December 7, 2021)
Purpose: Approve Minutes
Submitted by:
Related Material: Minutes for Board Meeting on December 7, 2021

APPROVED



ARISE High School

Minutes

Board Meeting

Date and Time

Tuesday December 7, 2021 at 6:00 PM

Location

Join Zoom Meeting

<https://us06web.zoom.us/j/9968001809>

Meeting ID: 996 800 1809

One tap mobile

+16699006833,,9968001809# US (San Jose)

+13462487799,,9968001809# US (Houston)

Dial by your location

+1 669 900 6833 US (San Jose)

+1 346 248 7799 US (Houston)

+1 253 215 8782 US (Tacoma)

+1 312 626 6799 US (Chicago)

+1 929 205 6099 US (New York)

+1 301 715 8592 US (Washington DC)

Meeting ID: 996 800 1809

Directors Present

A. Gomez (remote), D. Bryson (remote), D. Meister (remote), G. Netter (remote), J. Obbard (remote), M. Arechiga (remote), R. Garcia

Directors Absent

None

Directors who arrived after the meeting opened

R. Garcia

Guests Present

Bryce Fleming

I. Opening Items

A. Record Attendance

B. Call the Meeting to Order

J. Obbard called a meeting of the board of directors of ARISE High School to order on Tuesday Dec 7, 2021 at 6:05 PM.

II. Consent Calendar

A. Approval of Board Findings Relating to Teleconference Meetings During State of Emergency

G. Netter made a motion to Approve.

M. Arechiga seconded the motion.

The board **VOTED** unanimously to approve the motion.

Roll Call

R. Garcia Absent

D. Bryson Aye

A. Gomez Aye

J. Obbard Aye

M. Arechiga Aye

D. Meister Aye

G. Netter Aye

B. Approve Minutes (Board Retreat and 10/13)

G. Netter made a motion to approve the minutes from Board Meeting on 10-19-21.

M. Arechiga seconded the motion.

The board **VOTED** to approve the motion.

Roll Call

D. Meister Aye

D. Bryson Aye

R. Garcia Absent

G. Netter Aye

M. Arechiga Aye

A. Gomez Aye

J. Obbard Aye

C.

Approve Check Register

G. Netter made a motion to Approve.

M. Arechiga seconded the motion.

The board **VOTED** to approve the motion.

Roll Call

D. Bryson Aye

M. Arechiga Aye

J. Obbard Aye

A. Gomez Aye

R. Garcia Absent

G. Netter Aye

D. Meister Aye

III. Governance Committee Update

A. Board Recruitment Plan

Ana Gomez presented to the board on the current board roster and structure, vision and areas of growth for the board and proposed timeline and next steps regarding board recruitment.

R. Garcia arrived.

IV. Finance Update

A. Finance Approvals

Bryce Fleming provided an update on the increased 2021-22 forecast and cashflow projection for the rest of the year. In addition, provided an overview of the 1st Interim report and the three year projections and a recap of the 2020-21 Audit.

D. Bryson made a motion to Approve the 1st Interim Report.

M. Arechiga seconded the motion.

The board **VOTED** unanimously to approve the motion.

Roll Call

D. Bryson Aye

D. Meister Aye

G. Netter Aye

J. Obbard Aye

R. Garcia Aye

A. Gomez Aye

M. Arechiga Aye

D. Bryson made a motion to Approve 2020-21 Audit.

D. Meister seconded the motion.

The board **VOTED** unanimously to approve the motion.

Roll Call

D. Meister Aye

Roll Call

J. Obbard Aye
M. Arechiga Aye
D. Bryson Aye
G. Netter Aye
A. Gomez Aye
R. Garcia Aye

D. Bryson made a motion to Approve Educator Effectives Grant Plan.

R. Garcia seconded the motion.

The board **VOTED** unanimously to approve the motion.

Roll Call

J. Obbard Aye
G. Netter Aye
D. Meister Aye
M. Arechiga Aye
A. Gomez Aye
R. Garcia Aye
D. Bryson Aye

V. Academic Excellence Committee Update

A. Academic Excellence Committee Update

Gabriela Netter presented to the board on the work of the academic committee including work to gain clarity around the charge of the committee, norms, board on track assessment review, current goals and next steps around alignment and proactivity.

VI. Head of School Update

A. Head of School Update

Karla Gandiaga provided an update on the Empowering Warrior Intellectuals Reset including the goals and work that has been done with all teams to identify what is working and what could be improved. Also, provided an update on the 2021-2022 investments and the budget priorities for the 2022-2023 budget.

VII. Discussion Items

A. Board Meeting Calendar and Retreat

Julie Obbard provided an overview of changes to the board meeting calendar.

R. Garcia made a motion to Approve updated board calendar.

A. Gomez seconded the motion.

The board **VOTED** unanimously to approve the motion.

Roll Call

D. Meister Aye

Roll Call

G. Netter Aye
R. Garcia Aye
A. Gomez Aye
M. Arechiga Aye
D. Bryson Aye
J. Obbard Aye

VIII. Closed Session: Public Employee Performance Evaluation (§ 54957) for Karla Gandiaga

A. Closed Session: Public Employee Performance Evaluation (§ 54957) for Karla Gandiaga

Board goes into closed session at 7:26pm

IX. Report out of Closed Session on Any Action Taken

A. Report out of Closed Session on Any Action Taken

No action taken in closed session.

X. Closing Items

A. Adjourn Meeting

There being no further business to be transacted, and upon motion duly made, seconded and approved, the meeting was adjourned at 7:56 PM.

Respectfully Submitted,
J. Obbard

This legislative body conducts business under the meeting requirements of the Ralph M. Brown Act.

MEETING AGENDA & RELATED MATERIALS

Agendas for regular board meetings as defined by the Brown Act will be posted at the meeting site and the legislative body's website, if applicable, 72 hours prior to the start of the meeting. Agendas for special meetings as defined by the Brown Act will be posted at the meeting site and the legislative body's website, if applicable, 24 hours prior to the start of the meeting. Materials relating to an agenda topic that is a matter of public record in open session, will be made available for public inspection 72 hours prior to the start of the meeting, or, alternatively, when the materials are distributed to at least a majority of board members.

THE ORDER OF BUSINESS MAY BE CHANGED WITHOUT NOTICE

Notice is hereby given that the order of consideration of matters on this agenda may be changed without prior notice.

REASONABLE LIMITATIONS MAY BE PLACED ON PUBLIC TESTIMONY

The Governing Board's presiding officer reserves the right to impose reasonable time limits on public testimony to ensure that the agenda is completed.

SPECIAL PRESENTATIONS MAY BE MADE

Notice is hereby given that, consistent with the requirements of the Bagley-Keene Open Meeting Act, special presentations not mentioned in the agenda may be made at this meeting. However, any such presentation will be for information only.

REASONABLE ACCOMMODATION WILL BE PROVIDED FOR ANY INDIVIDUAL WITH A DISABILITY

Pursuant to the Rehabilitation Act of 1973 and the Americans with Disabilities Act of 1990, any individual with a disability who requires reasonable accommodation to attend or participate in this meeting may request assistance by contacting ARISE High School, 3301 E. 12th Suite 205, Oakland, CA; telephone: (510) 436-5487.

FOR MORE INFORMATION

For more information concerning this agenda or for materials relating to this meeting, please contact ARISE High School, 3301 E. 12th Suite 205, Oakland, CA; telephone: (510) 436-5487.

Coversheet

Approve Check Register (November & December)

Section: III. Consent Calendar
Item: C. Approve Check Register (November & December)
Purpose: Vote
Submitted by:
Related Material: ARISE November 2021 Combined Board Check Register.pdf
ARISE December 2021 Combined Board Check Register.pdf

Combined Board Check Register						
School:	ARISE					
Month:	November 2021					
						Total Paid By Check: \$ 292,672.52
						Total Paid By Credit Card: \$ -
Payment Type	Check #/CC Account	Vendor	Transaction Date	Description	Void	Amount
Check	31848	Bright lights electrical	11/2/2021	Bill #304--Electrical Services		\$ 1,370.00
Check	31849	Pedro Castellanos	11/2/2021	Bill #2256--Electrical Switch repair		\$ 450.00
Check	31850	Lisa Winner Photography	11/9/2021	Bill #01277--Arise School Photos - 08/09/21		\$ 1,200.00
Check	31851	Amazon Capital Services, Inc.	11/9/2021	Bill #17QQ-RVPPF-3V4K--Supplies		\$ 3,140.03
Check	31852	Attitudinal Healing Connection, Inc.	11/9/2021	Bill #102521--AHC will provide ArtEsteem Visual Art Programming - Second Installment due by 10/25/21		\$ 2,000.00
Check	31853	Blaisdell's Business Products	11/9/2021	Bill #1656071-0--Materials & Supplies		\$ 1,011.65
Check	31854	Emily Taylor	11/9/2021	Bill #ARISEFALL2--Rock Climbing instruction to students - Second Installment Journal #ARIS488--	Voided	\$ -
Check	31855	Destiny Arts Center	11/9/2021	Bill #1619-608B--Provide Latin Dance and Caporia - Second Installment Due by 10/25/21		\$ 1,500.00
Check	31856	Edmentum	11/9/2021	Bill #INV166738--Comprehensive Library - Program License: 09/10/21 - 09/09/22		\$ 7,410.00
Check	31857	Get Empowered	11/9/2021	Bill #GE-AR21B--Afterschool Club theme: Yoga/Stress Relief & Storytelling Filmmaking class - Second Installment due by 10/25/21		\$ 2,100.00
Check	31858	Hip Hop for Change	11/9/2021	Bill #ARISE-FALL-2--Provide two weekly enrichment classes - Second Installment due by 10/25/21		\$ 2,000.00
Check	31859	Jenna Stauffer DBA Hawk Circle Consulting	11/9/2021	Bill #1057--Svc: 09/13 - 10/25/21		\$ 2,000.00
Check	31860	Oakland Strokes, Inc	11/9/2021	Bill #AriseEnrich2--Rowing Instruction to Students: Second Installment Due by 10/25/21		\$ 1,000.00
Check	31861	Seneca Family of Agencies	11/9/2021	Bill #83ARISE-SEP21--Services: September 2021		\$ 5,333.33
Check	31862	Kim Shotiveyaratana	11/9/2021	Bill #110121--Reimb: Film Class - Movie Props and Make Up		\$ 82.12
Check	31863	Speed Power Strength	11/9/2021	Bill #AHS 102521--90-Minute Strength Training Sessions - Second Installment due by 10/25/21		\$ 1,000.00

Note: Multiple expenses or "Itemized/Invoice Amounts" may be paid by one check. The total "Check Amount" will appear for each "Itemized/Invoice Amount" paid by the check.

Payment Type	Check #/CC Account	Vendor	Transaction Date	Description	Void	Amount
Check	31864	Staples	11/9/2021	Bill #3491422131--Materials & Supplies Bill #3491422137--Supplies Bill #3491422133--Supplies Bill #3491422114--Supplies Bill #3491422129--Office Supplies Bill #3491422108--Materials & Supplies Bill #3491422110--Supplies Bill #3491422121--Supplies Bill #3491422111--Office Supplies Bill #3491422127--Supplies Bill #3491422115--Office Supplies Bill #3491422118--Office Supplies Bill #3491422135--Supplies Bill #3491422117--Office Supplies Bill #3491422116--Materials & Supplies Bill #3491422120--Materials & Supplies Bill #3491422122--Materials & Supplies Bill #3491422112--Supplies Bill #3491422113--Supplies Bill #3491422123--Office Supplies Bill #3491422109--Materials & Supplies Bill #3491422126--Materials & Supplies		\$ 6,752.71
Check	31865	John Warren	11/9/2021	Bill #102821--Enrichment Project Stipend: August - October 2021		\$ 5,000.00
Check	31866	Z Space	11/9/2021	Bill #280379--2021 Z Space/Word for Word Youth Arts Enrichment Residency (Balance due)		\$ 1,400.00
Check	31867	Edtec, Inc.	11/15/2021	Bill #22787--EdTec Monthly Back Office Service - November 2021		\$ 13,916.67
Check	31868	Accrediting Commission for Schools	11/15/2021	Bill #1306272--Member-Secondary Annual Installment of Accrediting Costs 21/22 Bill #1311242--Mid Cycle Report with 2 Day visit fee : 21/22		\$ 2,600.00
Check	31869	Barnes & Noble	11/15/2021	Bill #4183217--Books & Supplies		\$ 25.36
Check	31870	Better 4 You Meals	11/15/2021	Bill #1021-5202--Breakfast & Lunch: 10/01 - 10/31/21		\$ 4,726.50
Check	31871	CCSA	11/15/2021	Bill #110221--Membership through 06/30/22		\$ 4,100.00
Check	31872	CharterSAFE	11/15/2021	Bill #37093--December Premium 2021-2022 - Workers Compensation & Package Premium		\$ 9,208.00
Check	31873	Comcast 3410	11/15/2021	Bill #133941567--Recurring Charges due by 12/01/21		\$ 720.14
Check	31874	Comcast	11/15/2021	Bill #132750374--Recurring Charges due by 12/01/21		\$ 322.51

Note: Multiple expenses or "Itemized/Invoice Amounts" may be paid by one check. The total "Check Amount" will appear for each "Itemized/Invoice Amount" paid by the check.

Payment Type	Check #/CC Account	Vendor	Transaction Date	Description	Void	Amount
Check	31875	McQuillen Technical Consulting	11/15/2021	Bill #4549--Technology Svc 11/01/21		\$ 5,163.75
Check	31876	MRC Smart Technology Solutions, Inc.	11/15/2021	Bill #IN2230366--Office Supplies		\$ 778.51
Check	31877	Daniela S Marquez	11/15/2021	Bill #110821--Reimb: Bart (Monthly Parking & Fare)		\$ 315.15
Check	31878	Magdalene Martinez	11/15/2021	Bill #110621--Reimb: Therapy Room Items		\$ 24.10
Check	31879	University of Oregon	11/15/2021	Bill #INV00062767--SWIS Annual License: 09/01/21 - 08/31/22		\$ 350.00
Check	31880	PG&E	11/15/2021	Bill #102921--Electric Charges: 09/24 - 10/24/21		\$ 2,798.02
Check	31881	The Advantage Group	11/15/2021	Bill #135715--Flex Administration Fee & Processing Fees: October 2021		\$ 372.00
Check	31882	Xerox Financial Services	11/15/2021	Bill #2894958--Lease Payment: 10/21 - 11/20/21		\$ 25.36
Check	31883	Xerox Financial Services	11/15/2021	Bill #2903713--Lease Payment: 10/27 - 11/26/21		\$ 3,117.94
Check	31884	Young, Minney & Corr, LLP	11/15/2021	Bill #73570--Services Through: 10/31/21		\$ 3,978.60
Check	31885	Zoom Video Communications Inc.	11/15/2021	Bill #INV110740231--Cloud Recording 500 GB: 10/02 - 11/01/21		\$ 107.50
Check	31886	Rocio Elena Ortiz Sanchez	11/15/2021	Bill #INV0001--Services & Operating Expenses		\$ 1,500.00
Check	31887	TCI	11/15/2021	Bill #INV85614--Materials & Supplies		\$ 3,314.31
Check	31888	Emily Taylor	11/16/2021	Bill #ARISEFALL1--Rock Climbing instruction to students - First Installment Journal #ARIS489--	Voided	\$ -
Check	31889	Emily Taylor	11/16/2021	Bill #092721--Reimb: Livescan Fee		\$ 69.00
Check	31890	Farmer & Betts, Inc.	11/19/2021	Bill #132355--Additional participants 5558 Extension. RMD Calculation		\$ 925.00
Check	31891	Kaiser Foundation Health Plan, Inc.	11/19/2021	Bill #December 2021--Insurance Premium: December 2021 & Adjustments Bill #November 2021--Insurance Premium: November 2021 & Adjustments		\$ 70,302.50
Check	31892	Christina Nixon	11/19/2021	Bill #111521--Reimb: BART parking		\$ 124.40
Check	31893	Shelterwerk	11/19/2021	Bill #2782--Billable Time & Principal (2021 Rate)		\$ 5,581.62
Check	31894	T-Mobile	11/19/2021	Bill #110221--Phone Charges: 10/02 - 11/01/21 & Adjustments		\$ 860.67
Check	31895	Xerox Financial Services	11/19/2021	Bill #2910148--Lease Payment: 10/30 - 11/29/21		\$ 1,791.13
Check	31896	Fruitvale Development Corporation	11/22/2021	Bill #December 2021--Monthly Rent - December 2021		\$ 69,220.06
Check	31897	Principal Life Insurance Company, Inc.	11/29/2021	Bill #101721--Insurance Premium: November 2021 & Adjustments Bill #071721--Insurance Premium: August 2021 & Adjustments		\$ 7,933.99
Check	31898	Kim Shotiveyaratana	11/30/2021	Bill #090721--Reimb: Advisory Retreat		\$ 90.00
Check	DB110121	Canva	11/1/2021	DB110121 - Canva -		\$ 128.00
Check	DB110121A	Canva	11/1/2021	DB110121A - Canva -		\$ 68.00

Note: Multiple expenses or "Itemized/Invoice Amounts" may be paid by one check. The total "Check Amount" will appear for each "Itemized/Invoice Amount" paid by the check.

Payment Type	Check #/CC Account	Vendor	Transaction Date	Description	Void	Amount
Check	DB110121B	Amazon Mktp US	11/1/2021	DB110121B - Amazon Mktp US -		\$ 286.21
Check	DB110221	Capital Impact Partners	11/2/2021	DB110221 - CIP -		\$ 16,260.90
Check	DB110221A	Transamerica, Inc.	11/2/2021	DB110221A - Transamerica, Inc. (401k) - 9580 -		\$ 713.43
Check	DB110221B	Microsoft (MSFT)	11/2/2021	DB110221B - Microsoft (MSFT) -		\$ 111.55
Check	DB110221C	Obelisco Restaurant	11/2/2021	DB110221C - Obelisco Restaurant -		\$ 82.69
Check	DB110221D	Patreon	11/2/2021	DB110221D - Patreon -		\$ 3.00
Check	DB110421	Amazon Mktp US	11/4/2021	DB110421 - Amazon Mktp US -		\$ 14.32
Check	DB110421A	Clipper Services	11/4/2021	DB110421A - Clipper Services -		\$ 25.00
Check	DB110421B	Clipper Services	11/4/2021	DB110421B - Clipper Services -		\$ 25.00
Check	DB110421C	Clipper Services	11/4/2021	DB110421C - Clipper Services -		\$ 25.00
Check	DB110421D	Clipper Services	11/4/2021	DB110421D - Clipper Services -		\$ 25.00
Check	DB110421E	Clipper Services	11/4/2021	DB110421E - Clipper Services -		\$ 25.00
Check	DB110421F	Clipper Services	11/4/2021	DB110421F - Clipper Services -		\$ 25.00
Check	DB110421G	Clipper Services	11/4/2021	DB110421G - Clipper Services -		\$ 25.00
Check	DB110421H	Amazon Mktp US	11/4/2021	DB110421H - Amazon Mktp US -		\$ 108.03
Check	DB110421I	AC Transit	11/4/2021	DB110421I - AC Transit -		\$ 550.00
Check	DB110421J	AC Transit	11/4/2021	DB110421J - AC Transit -		\$ 1,375.00
Check	DB110521	Young, Minney & Corr, LLP	11/5/2021	DB110521 - Young, Minney & Corr, LLP -		\$ 30.00
Check	DB110521A	Obelisco Restaurant	11/5/2021	DB110521A - Obelisco Restaurant -		\$ 112.46
Check	DB110621	Togos	11/6/2021	DB110621 - Togos -		\$ 418.02
Check	DB110621A	Togos	11/6/2021	DB110621A - Togos -		\$ 338.73
Check	DB110821	Spotify	11/8/2021	DB110821 - Spotify -		\$ 15.99
Check	DB110821A	Big 5 Sporting Goods	11/8/2021	DB110821A - Big 5 Sporting Goods -		\$ 171.57
Check	DB110821B	Zendesk	11/8/2021	DB110821B - Zendesk -		\$ 181.00
Check	DB111021	Emil's Burger & Breakfast	11/10/2021	DB111021 - Emil's Burger & Breakfast -		\$ 660.95
Check	DB111021A	Togos	11/10/2021	DB111021A - Togos -		\$ 402.80
Check	DB111221	AC Transit	11/12/2021	DB111221 - AC Transit -		\$ 520.00
Check	DB111221A	Safeway	11/12/2021	DB111221A - Safeway -		\$ 26.02
Check	DB111221B	Blick Arts	11/12/2021	DB111221B - Blick Arts -		\$ 305.64
Check	DB111221C	Dollarsh	11/12/2021	DB111221C - Dollarsh -		\$ 11.02
Check	DB111321	Starbucks	11/13/2021	DB111321 - Starbucks -		\$ 89.75
Check	DB111321A	El Charro	11/13/2021	DB111321A - El Charro -		\$ 13.21
Check	DB111521	Shan Dong Restaurant	11/15/2021	DB111521 - Shan Dong Restaurant -		\$ 1,044.00
Check	DB111621	Round Table Pizza	11/16/2021	DB111621 - Round Table Pizza -		\$ 173.53
Check	DB111621A	Cal State Apply	11/16/2021	DB111621A - Cal State Apply -		\$ 70.00
Check	DB111621B	Cal State Apply	11/16/2021	DB111621B - Cal State Apply -		\$ 140.00
Check	DB111621C	Cal State Apply	11/16/2021	DB111621C - Cal State Apply -		\$ 210.00
Check	DB111621D	Cal State Apply	11/16/2021	DB111621D - Cal State Apply -		\$ 70.00
Check	DB111621E	Cal State Apply	11/16/2021	DB111621E - Cal State Apply -		\$ 140.00
Check	DB111721	Nob Hill	11/17/2021	DB111721 - Nob Hill -		\$ 151.42
Check	DB111721A	Cal State Apply	11/17/2021	DB111721A - Cal State Apply -		\$ 210.00
Check	DB111821	Cal State Apply	11/18/2021	DB111821 - Cal State Apply -		\$ 210.00

Note: Multiple expenses or "Itemized/Invoice Amounts" may be paid by one check. The total "Check Amount" will appear for each "Itemized/Invoice Amount" paid by the check.

Payment Type	Check #/CC Account	Vendor	Transaction Date	Description	Void	Amount
Check	DB111821A	Cal State Apply	11/18/2021	DB111821A - Cal State Apply -		\$ 140.00
Check	DB111921	Transamerica, Inc.	11/19/2021	DB111921 - Transamerica, Inc. (401k) - 9580 -		\$ 713.43
Check	DB111921A	Emil's Burger & Breakfast	11/19/2021	DB111921A - Emil's Burger & Breakfast -		\$ 9.54
Check	DB111921B	Emil's Burger & Breakfast	11/19/2021	DB111921B - Emil's Burger & Breakfast -		\$ 20.00
Check	DB111921C	Emil's Burger & Breakfast	11/19/2021	DB111921C - Emil's Burger & Breakfast -		\$ 12.72
Check	DB111921D	Skedda	11/19/2021	DB111921D - Skedda -		\$ 440.00
Check	DB111921E	Emil's Burger & Breakfast	11/19/2021	DB111921E - Emil's Burger & Breakfast -		\$ 85.64
Check	DB111921F	Safeway	11/19/2021	DB111921F - Safeway -		\$ 20.45
Check	DB111921G	Cal State Apply	11/19/2021	DB111921G - Cal State Apply -		\$ 210.00
Check	DB111921H	Cal State Apply	11/19/2021	DB111921H - Cal State Apply -		\$ 140.00
Check	DB111921I	Cal State Apply	11/19/2021	DB111921I - Cal State Apply -		\$ 210.00
Check	DB111921J	Cal State Apply	11/19/2021	DB111921J - Cal State Apply -		\$ 210.00
Check	DB111921K	Cal State Apply	11/19/2021	DB111921K - Cal State Apply -		\$ 210.00
Check	DB111921L	Cal State Apply	11/19/2021	DB111921L - Cal State Apply -		\$ 210.00
Check	DB111921M	Cal State Apply	11/19/2021	DB111921M - Cal State Apply -		\$ 210.00
Check	DB111921N	Cal State Apply	11/19/2021	DB111921N - Cal State Apply -		\$ 70.00
Check	DB111921O	Cal State Apply	11/19/2021	DB111921O - Cal State Apply -		\$ 210.00
Check	DB111921P	Cal State Apply	11/19/2021	DB111921P - Cal State Apply -		\$ 140.00
Check	DB111921Q	Cal State Apply	11/19/2021	DB111921Q - Cal State Apply -		\$ 210.00
Check	DB112021	Cal State Apply	11/20/2021	DB112021 - Cal State Apply -		\$ 70.00
Check	DB112021A	Cal State Apply	11/20/2021	DB112021A - Cal State Apply -		\$ 70.00
Check	DB112021B	Cal State Apply	11/20/2021	DB112021B - Cal State Apply -		\$ 140.00
Check	DB112021C	Cal State Apply	11/20/2021	DB112021C - Cal State Apply -		\$ 210.00
Check	DB112221	Dr. Christ	11/22/2021	DB112221 - Dr. Christ -		\$ 823.50
Check	DB112221A	Amazon Mktp US	11/22/2021	DB112221A - Amazon Mktp US -		\$ 27.45
Check	DB112221B	Clipper Services	11/22/2021	DB112221B - Clipper Services -		\$ 15.00
Check	DB112221C	Amazon Mktp US	11/22/2021	DB112221C - Amazon Mktp US -		\$ 216.84
Check	DB112921	Amazon Digital	11/29/2021	DB112921 - Amazon Digital -		\$ 2.99
Check	DB113021	Costco	11/30/2021	DB113021 - Costco -		\$ 155.86
Check	DB113021A	University California Undergrad	11/30/2021	DB113021A - University California Undergrad -		\$ 280.00
Check	DB113021B	University California Undergrad	11/30/2021	DB113021B - University California Undergrad -		\$ 210.00
Check	DB113021C	Amazon Mktp US	11/30/2021	DB113021C - Amazon Mktp US -		\$ 120.59
Check	DB113021D	Amazon Mktp US	11/30/2021	DB113021D - Amazon Mktp US -		\$ 149.83
Check	DB113021E	Amazon Mktp US	11/30/2021	DB113021E - Amazon Mktp US -		\$ 38.78
Check	DB113021F	Canva	11/30/2021	DB113021F - Canva -		\$ 24.00
Check	DB113021G	Cal State Apply	11/30/2021	DB113021G - Cal State Apply -		\$ 70.00
Check	DB113021H	Cal State Apply	11/30/2021	DB113021H - Cal State Apply -		\$ 210.00
Check	DB113021I	Cal State Apply	11/30/2021	DB113021I - Cal State Apply -		\$ 140.00
Check	DB113021J	Cal State Apply	11/30/2021	DB113021J - Cal State Apply -		\$ 70.00
Check	DB113021K	Cal State Apply	11/30/2021	DB113021K - Cal State Apply -		\$ 210.00

Note: Multiple expenses or "Itemized/Invoice Amounts" may be paid by one check. The total "Check Amount" will appear for each "Itemized/Invoice Amount" paid by the check.

Payment Type	Check #/CC Account	Vendor	Transaction Date	Description	Void	Amount
Check	DB113021L	Cal State Apply	11/30/2021	DB113021L - Cal State Apply -		\$ 210.00
Check	DB113021M	Cal State Apply	11/30/2021	DB113021M - Cal State Apply -		\$ 140.00
Check	DB113021N	Amazon	11/30/2021	DB113021N - Amazon -		\$ 51.03
Check	DB113021O	Cal State Apply	11/30/2021	DB113021O - Cal State Apply -		\$ 210.00
Check	DB113021P	Cal State Apply	11/30/2021	DB113021P - Cal State Apply -		\$ 70.00
Check	DB113021Q	Cal State Apply	11/30/2021	DB113021Q - Cal State Apply -		\$ 140.00
Check	DB113021R	Cal State Apply	11/30/2021	DB113021R - Cal State Apply -		\$ 210.00
Check	DB113021S	Cal State Apply	11/30/2021	DB113021S - Cal State Apply -		\$ 210.00

Note: Multiple expenses or "Itemized/Invoice Amounts" may be paid by one check. The total "Check Amount" will appear for each "Itemized/Invoice Amount" paid by the check.

Payment Type	Check #/CC Account	Vendor	Transaction Date	Description	Void	Amount
Check	31912	Walden University	12/1/2021	Bill #202230111020211121174--CSPY-8226 Biopsychology PHD Psyc Cin Grp Reduction Qual Reasoning & Wolden Technology Fee		\$ 5,536.25
Check	31913	Tomahawk Intl	12/7/2021	Bill #20074--Deposit for HS ASColour Stencile Hoody		\$ 15,000.00
Check	31914	Antonio Aguilar	12/9/2021	Bill #120621--Reimb: Bathroom Door Key Copies		\$ 20.00
Check	31915	Amazon Capital Services, Inc.	12/9/2021	Bill #1YPR-WT1X-TVMR--Supplies		\$ 2,528.36
Check	31916	Better 4 You Meals	12/9/2021	Bill #1121-5202--Breakfast & Lunch: 11/01 - 11/30/21		\$ 2,635.20
Check	31917	BoardOnTrack, Inc.	12/9/2021	Bill #2021-11702--BoardOnTrack Membership: 07/01/2021 - 06/30/2023		\$ 12,000.00
Check	31918	CharterSAFE	12/9/2021	Bill #37349--January Premium 2021-2022 - Workers Compensation & Package Premium		\$ 9,209.00
Check	31919	City of Oakland	12/9/2021	Bill #FA-44941--Carmen Flores Multipurpose Room Amphitheater & Basketball Court: 09/21 - 12/10/21		\$ 6,227.50
Check	31920	E.L. Achieve, Inc	12/9/2021	Bill #30221--Secondary Spanish Discussion Cards		\$ 70.34
Check	31921	The University of Texas at Austin	12/9/2021	Bill #00001516--Curriculum License Fee		\$ 2,000.00
Check	31922	Darrow Feldstein	12/9/2021	Bill #120121--Running sound for the arts showcase		\$ 200.00
Check	31923	McQuillen Technical Consulting	12/9/2021	Bill #4562--Technology Svc: 11/01 - 11/30/21		\$ 3,072.75
Check	31924	Jeannette K Hernandez	12/9/2021	Bill #120621--Reimb: Dios de los muertos & Gratitude Gram Sales		\$ 131.04
Check	31925	ISolved Benefit Services	12/9/2021	Bill #115225881--Premium Only Plans: 01/01 - 12/31/22		\$ 150.00
Check	31926	Mentoring in Medicine & Science, Inc.	12/9/2021	Bill #1641--Program Engagement due by 12/18/21		\$ 17,455.00
Check	31927	Maria Prado	12/9/2021	Bill #120621--Reimb: Emergency 30-Day Teacher Credentialing		\$ 100.00
Check	31928	Ma. Dolores Rosales	12/9/2021	Bill #3065469--Food Supplies: 10/28/21 Bill #3065470--Food Supplies: 12/01/21		\$ 1,900.00
Check	31929	Emily Taylor	12/9/2021	Bill #ARISEFALL1--Rock Climbing instruction to students - First Installment		\$ 1,100.00
Check	31930	Emily Taylor	12/9/2021	Bill #ARISEFALL2--Rock Climbing instruction to students - Second Installment Journal #ARIS490--	Voided	\$ -
Check	31931	Emily Taylor	12/9/2021	Bill #ARISEFALL2--Rock Climbing instruction to students - Second Installment		\$ 1,100.00
Check	31932	Principal Life Insurance Company, Inc.	12/10/2021	Bill #121021--Insurance Premium: Reinstatement Balance Due		\$ 3,596.02
Check	31933	Alesco Data	12/14/2021	Bill #435292--Speciality & CCPA fee		\$ 468.98
Check	31934	Automatic Response Systems	12/14/2021	Bill #50626--Document Destruction Service		\$ 250.00

Note: Multiple expenses or "Itemized/Invoice Amounts" may be paid by one check. The total "Check Amount" will appear for each "Itemized/Invoice Amount" paid by the check.

Payment Type	Check #/CC Account	Vendor	Transaction Date	Description	Void	Amount
Check	31935	Pedro Castellanos	12/14/2021	Bill #63--Repair door lock for Boy's Bathroom		\$ 100.00
Check	31936	Jeannette K Hernandez	12/14/2021	Bill #121321--Reimb: Student Activities		\$ 112.43
Check	31937	Hip Hop for Change	12/14/2021	Bill #1000097--Hip hop for change - Multi week Program Administration		\$ 200.00
Check	31938	Hugo's Key & Lock	12/14/2021	Bill #7069--Svc; Repairs and Maintenance		\$ 928.81
Check	31939	Kaiser Foundation Health Plan, Inc.	12/14/2021	Bill #January 2022--Insurance Premium: January 2022		\$ 29,250.17
Check	31940	PG&E	12/14/2021	Bill #120121--Electric Charges: 10/25 - 11/22/21		\$ 2,381.26
Check	31941	Ana Sanchez	12/14/2021	Bill #121321--Reimb: Front Office Cell Phone		\$ 81.93
Check	31942	Shelterwerk	12/14/2021	Bill #2812--Billable Time & Principal (2021 Rate)		\$ 1,586.25
Check	31943	T-Mobile	12/14/2021	Bill #120221--Phone Charges: 11/02 - 12/01/21 & Adjustments		\$ 860.67
Check	31944	John Warren	12/14/2021	Bill #121321--Reimb: Home Depot & Bart		\$ 284.04
Check	31945	Graham Woolley	12/14/2021	Bill #121321--Reimb: Field trip snacks & Physics final project supplies		\$ 116.81
Check	31946	Xerox Financial Services	12/14/2021	Bill #2962036--Lease Payment: 11/30 - 12/29/21		\$ 1,791.13
Check	31947	Xerox Financial Services	12/14/2021	Bill #2957427--Lease Payment: 11/27 - 12/26/21		\$ 3,117.94
Check	31948	Zoom Video Communications Inc.	12/14/2021	Bill #INV115978237--Cloud Recording 500 GB: 11/02 - 12/01/21		\$ 107.50
Check	31949	Fruitvale Development Corporation	12/30/2021	Bill #January 2022--Monthly Rent - January 2022		\$ 69,220.06
Check	DB120121	The UPS Store	12/1/2021	DB120121 - The UPS Store -		\$ 108.37
Check	DB120121A	Patreon	12/1/2021	DB120121A - Patreon -		\$ 3.00
Check	DB120121B	University California Undergrad	12/1/2021	DB120121B - University California Undergrad -		\$ 140.00
Check	DB120121C	University California Undergrad	12/1/2021	DB120121C - University California Undergrad -		\$ 210.00
Check	DB120121D	University California Undergrad	12/1/2021	DB120121D - University California Undergrad -		\$ 70.00
Check	DB120121E	University California Undergrad	12/1/2021	DB120121E - University California Undergrad -		\$ 210.00
Check	DB120121F	Amazon Mktp US	12/1/2021	DB120121F - Amazon Mktp US -		\$ 10.90
Check	DB120121G	Cal State Apply	12/1/2021	DB120121G - Cal State Apply -		\$ 140.00
Check	DB120221	Oakland Plan/Bldg	12/2/2021	DB120221 - Oakland Plan/Bldg -		\$ 2,865.22
Check	DB120221A	Transamerica, Inc.	12/2/2021	DB120221A - Transamerica, Inc. (401k) -		\$ 713.43
Check	DB120221B	Microsoft Corporation	12/2/2021	DB120221B - Microsoft (MSFT) -		\$ 119.25
Check	DB120221C	Amazon Mktp US	12/2/2021	DB120221C - Amazon Mktp US -		\$ 15.84
Check	DB120221D	Papa John's Pizza	12/2/2021	DB120221D - Papa John's Pizza -		\$ 111.49
Check	DB120221E	Costco	12/2/2021	DB120221E - Costco -		\$ 182.73
Check	DB120221F	Cal State Apply	12/2/2021	DB120221F - Cal State Apply -		\$ 210.00
Check	DB120221G	Cal State Apply	12/2/2021	DB120221G - Cal State Apply -		\$ 70.00
Check	DB120221H	Cal State Apply	12/2/2021	DB120221H - Cal State Apply -		\$ 70.00

Note: Multiple expenses or "Itemized/Invoice Amounts" may be paid by one check. The total "Check Amount" will appear for each "Itemized/Invoice Amount" paid by the check.

Payment Type	Check #/CC Account	Vendor	Transaction Date	Description	Void	Amount
Check	DB120221I	Capital Impact Partners	12/2/2021	DB120221I - CIP		\$ 16,260.90
Check	DB120321	Vista Print	12/3/2021	DB120321 - Vista Print -		\$ 288.85
Check	DB120321A	Amazon	12/3/2021	DB120321A - Amazon -		\$ 8.80
Check	DB120321B	Apple, Inc	12/3/2021	DB120321B - Apple, Inc -		\$ 1,113.40
Check	DB120421	Amazon Mktp US	12/4/2021	DB120421 - Amazon Mktp US -		\$ 27.55
Check	DB120421A	Papa John's Pizza	12/4/2021	DB120421A - Papa John's Pizza -		\$ 379.78
Check	DB120621	Vista Print	12/6/2021	DB120621 - Vista Print -		\$ 44.74
Check	DB120621A	Home Depot	12/6/2021	DB120621A - Home Depot -		\$ 40.84
Check	DB120621B	Dr. Christ	12/6/2021	DB120621B - Dr. Christ -		\$ 309.00
Check	DB120621C	Clipper Services	12/6/2021	DB120621C - Clipper Services -		\$ 25.00
Check	DB120621D	Clipper Services	12/6/2021	DB120621D - Clipper Services -		\$ 25.00
Check	DB120621E	Clipper Services	12/6/2021	DB120621E - Clipper Services -		\$ 25.00
Check	DB120621F	Clipper Services	12/6/2021	DB120621F - Clipper Services -		\$ 25.00
Check	DB120721	Zendesk	12/7/2021	DB120721 - Zendesk -		\$ 1.03
Check	DB120721A	Obelisco Restaurant	12/7/2021	DB120721A - Obelisco Restaurant -		\$ 138.99
Check	DB120821	Spotify	12/8/2021	DB120821 - Spotify -		\$ 15.99
Check	DB120921	LA Grana Fis	12/9/2021	DB120921 - LA Grana Fis -		\$ 321.29
Check	DB120921A	Food Maxx	12/9/2021	DB120921A - Food Maxx -		\$ 31.58
Check	DB120921B	Bakery el Sol	12/9/2021	DB120921B - Bakery el Sol -		\$ 107.00
Check	DB120921C	Papa John's Pizza	12/9/2021	DB120921C - Papa John's Pizza -		\$ 132.00
Check	DB121021	Glass Key	12/10/2021	DB121021 - Glass Key -		\$ 477.88
Check	DB121021A	Glass Key	12/10/2021	DB121021A - Glass Key -		\$ 1,042.80
Check	DB121021B	Ruby Q	12/10/2021	DB121021B - Ruby Q -		\$ 599.92
Check	DB121121	Domino's Pizza	12/11/2021	DB121121 - Domino's Pizza -		\$ 74.91
Check	DB121321	Emil's Burger & Breakfast	12/13/2021	DB121321 - Emil's Burger & Breakfast -		\$ 793.14
Check	DB121321A	Clipper Services	12/13/2021	DB121321A - Clipper Services -		\$ 25.00
Check	DB121421	Amazon	12/14/2021	DB121421 - Amazon -		\$ 169.08
Check	DB121521	Chica	12/15/2021	DB121521 - Chica -		\$ 1,248.23
Check	DB121521A	Emil's Burger & Breakfast	12/15/2021	DB121521A - Emil's Burger & Breakfast -		\$ 793.14
Check	DB121621	Target	12/16/2021	DB121621 - Target -		\$ 118.06
Check	DB121721	Lucky Supermarket	12/17/2021	DB121721 - Lucky Supermarket -		\$ 105.73
Check	DB121721A	Safeway	12/17/2021	DB121721A - Safeway -		\$ 129.61
Check	DB121721B	Guadalajara Restaurant	12/17/2021	DB121721B - Guadalajara Restaurant -		\$ 289.74
Check	DB121721C	Domino's Pizza	12/17/2021	DB121721C - Domino's Pizza -		\$ 39.65
Check	DB121721D	Domino's Pizza	12/17/2021	DB121721D - Domino's Pizza -		\$ 72.22
Check	DB121721E	REI.com Events	12/17/2021	DB121721E - REI.com Events -		\$ 176.28
Check	DB121721F	REI.com Events	12/17/2021	DB121721F - REI.com Events -		\$ 176.34
Check	DB121721G	REI.com Events	12/17/2021	DB121721G - REI.com Events -		\$ 176.29
Check	DB121721H	REI.com Events	12/17/2021	DB121721H - REI.com Events -		\$ 176.29
Check	DB121721I	REI.com Events	12/17/2021	DB121721I - REI.com Events -		\$ 176.28
Check	DB121721J	REI.com Events	12/17/2021	DB121721J - REI.com Events -		\$ 264.37
Check	DB121721K	REI.com Events	12/17/2021	DB121721K - REI.com Events -		\$ 176.29

Note: Multiple expenses or "Itemized/Invoice Amounts" may be paid by one check. The total "Check Amount" will appear for each "Itemized/Invoice Amount" paid by the check.

Payment Type	Check #/CC Account	Vendor	Transaction Date	Description	Void	Amount
Check	DB121721L	REI.com Events	12/17/2021	DB121721L - REI.com Events -		\$ 88.14
Check	DB121721M	REI.com Events	12/17/2021	DB121721M - REI.com Events -		\$ 39.06
Check	DB121721N	Ruby Q	12/17/2021	DB121721N - Ruby Q -		\$ 571.67
Check	DB121721O	SSL Ecomm	12/17/2021	DB121721O - SSL Ecomm -		\$ 265.09
Check	DB121821	Amazon	12/18/2021	DB121821 - Amazon -		\$ 817.22
Check	DB121821A	REI.com Events	12/18/2021	DB121821A - REI.com Events -		\$ 0.05
Check	DB121821B	REI.com Events	12/18/2021	DB121821B - REI.com Events -		\$ 0.01
Check	DB121821C	REI.com Events	12/18/2021	DB121821C - REI.com Events -		\$ 176.28
Check	DB121821D	REI.com Events	12/18/2021	DB121821D - REI.com Events -		\$ 88.14
Check	DB121821E	REI.com Events	12/18/2021	DB121821E - REI.com Events -		\$ 88.14
Check	DB121821F	REI.com Events	12/18/2021	DB121821F - REI.com Events -		\$ 176.28
Check	DB121821G	REI.com Events	12/18/2021	DB121821G - REI.com Events -		\$ 88.14
Check	DB121821H	REI.com Events	12/18/2021	DB121821H - REI.com Events -		\$ 176.29
Check	DB121821I	REI.com Events	12/18/2021	DB121821I - REI.com Events -		\$ 969.58
Check	DB121821J	REI.com Events	12/18/2021	DB121821J - REI.com Events -		\$ 176.23
Check	DB121821K	REI.com Events	12/18/2021	DB121821K - REI.com Events -		\$ 176.28
Check	DB121821L	REI.com Events	12/18/2021	DB121821L - REI.com Events -		\$ 176.29
Check	DB121821M	REI.com Events	12/18/2021	DB121821M - REI.com Events -		\$ 176.29
Check	DB121821N	REI.com Events	12/18/2021	DB121821N - REI.com Events -		\$ 66.50
Check	DB121821O	REI.com Events	12/18/2021	DB121821O - REI.com Events -		\$ 485.00
Check	DB122021	REI.com Events	12/20/2021	DB122021 - REI.com Events -		\$ 2,165.82
Check	DB122021A	Simply Greek	12/20/2021	DB122021A - Simply Greek -		\$ 645.50
Check	DB122021B	REI.com Events	12/20/2021	DB122021B - REI.com Events -		\$ 1,581.87
Check	DB122221	Apple, Inc	12/22/2021	DB122221 - Apple, Inc -		\$ 2,207.90
Check	DB123121	Apple, Inc	12/31/2021	DB123121 - Apple, Inc -		\$ 3,998.59

Note: Multiple expenses or "Itemized/Invoice Amounts" may be paid by one check. The total "Check Amount" will appear for each "Itemized/Invoice Amount" paid by the check.

Coversheet

EdTec Presentation

Section: V. Finance Update
Item: A. EdTec Presentation
Purpose: Discuss
Submitted by:
Related Material: ARISE December Financials Board Meeting Presentation.pdf
ARISE December Financials Board Meeting.pdf
ARISE December Cash Flow Board Meeting.pdf

ARISE High School Board Meeting

BRYCE FLEMING AND JOSH CLARK
FEBRUARY 8, 2022





Contents

- 1. 2021-22 Financial Update**
 - A. Review Forecast Changes
 - B. Current Forecast
 - C. Cash Flow Projection
 - D. Governor's Budget Proposal

- 2. Exhibits**
 - A. Current 21-22 Forecast
 - B. Cash Flow
 - C. Multi Year Projection

- 3. Appendix**
 - A. P-1 Attendance

2021-22 Forecast Update

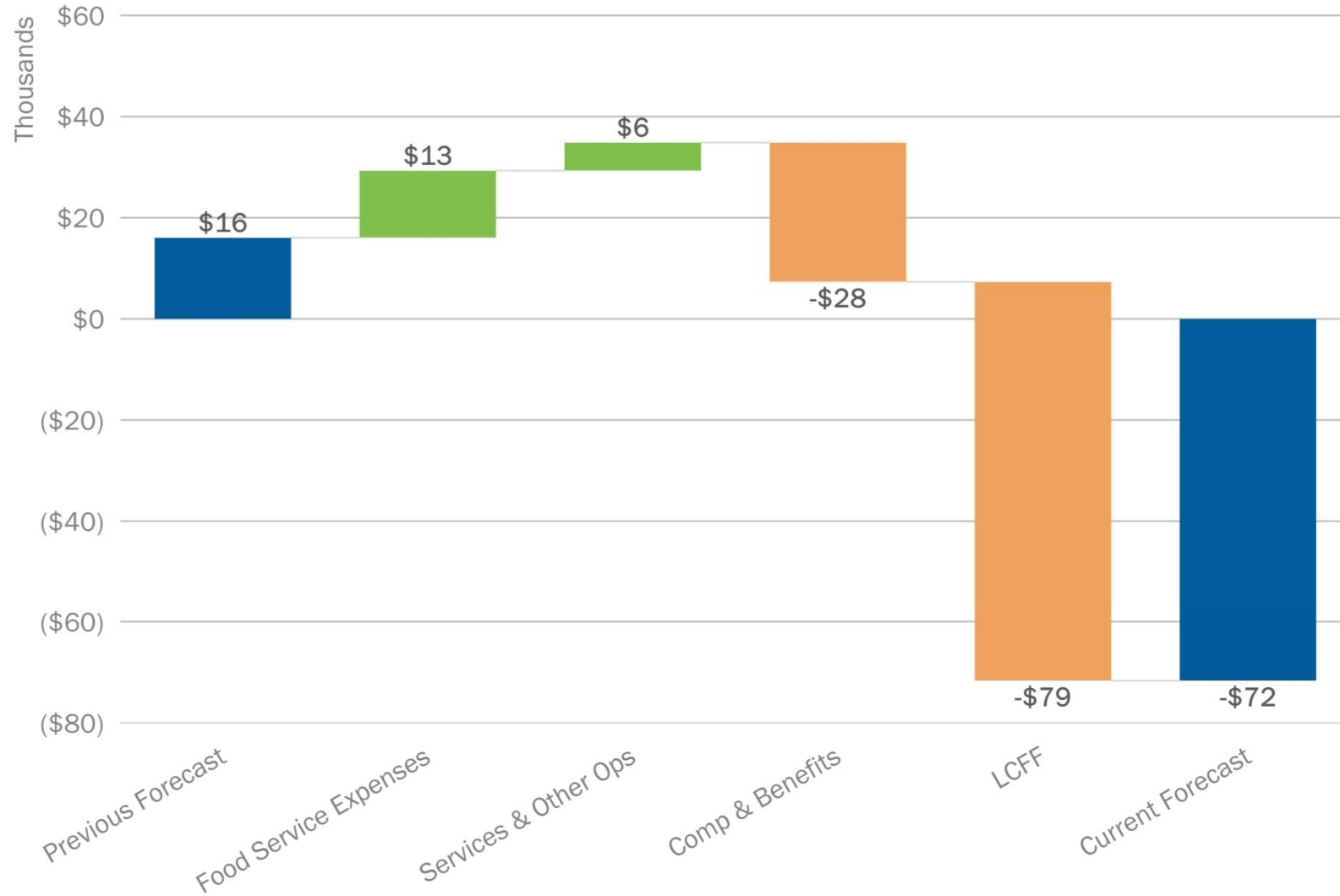
Actuals through 12/31/2021





2021-22 Forecast Update

Decrease in P-1 ADA reduces LCFF funding



Budget Comparison

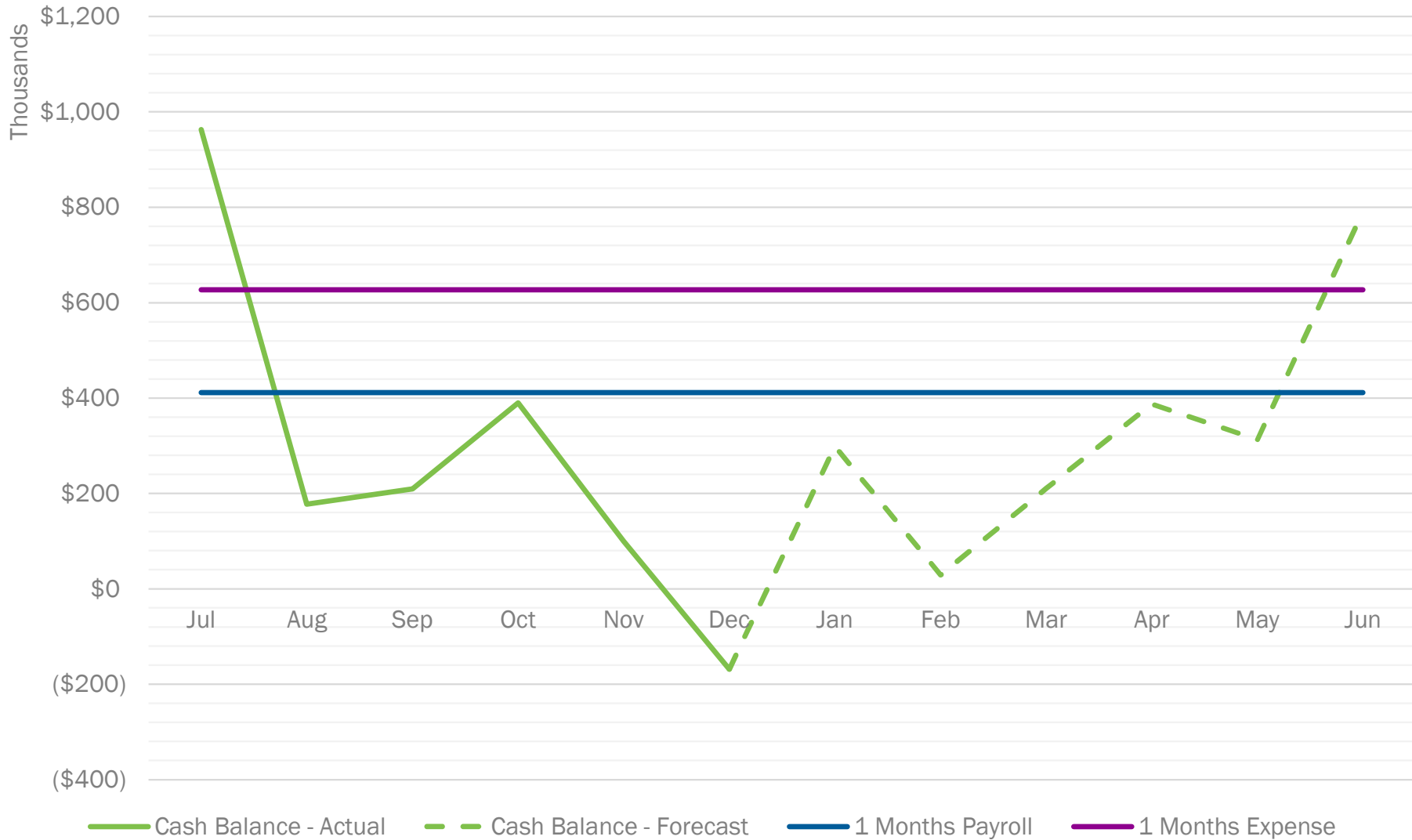


Net \$87K decrease in operating income driven by LCFF funding

		2021-22	2021-22	Variance
		Previous Forecast	Current Forecast	
Revenue	LCFF Entitlement	4,923,189	4,844,208	(78,981)
	Federal Revenue	795,503	694,377	(101,126)
	Other State Revenues	1,286,683	1,265,030	(21,653)
	Local Revenues	644,760	644,760	-
	Fundraising and Grants	-	-	-
	Total Revenue	7,650,135	7,448,375	(201,761)
Expenses	Compensation and Benefits	4,911,083	4,938,668	(27,586)
	Books and Supplies	533,376	397,340	136,036
	Services and Other Operating	1,867,477	1,861,882	5,595
	Depreciation	272,578	272,578	-
	Other Outflows	49,606	49,606	-
	Total Expenses	7,634,120	7,520,075	114,044
Operating Income		16,016	(71,700)	(87,716)
Beginning Balance (Unaudited)		2,124,855	2,124,855	-
Operating Income		16,016	(71,700)	(87,716)
Ending Fund Balance (incl. Depreciation)		2,140,871	2,053,154	(87,716)
Ending Fund Balance as % of Expenses		28.0%	27.3%	-0.7%

2021-22 Monthly Cash Flow Projection

Cash challenges in second half of year, potential financing needed





Governor's January Proposal Summary

LCFF

+\$143K at 381 ADA

- LCFF increase of 5.33%
- Governor “to explore options for providing declining enrollment protection for charter schools.”

SPED

+\$40K

- ~\$105/ADA increase
- SPED addendum to LCAP
- Funding formula adjusted to calculate at LEA level – not SELPA level

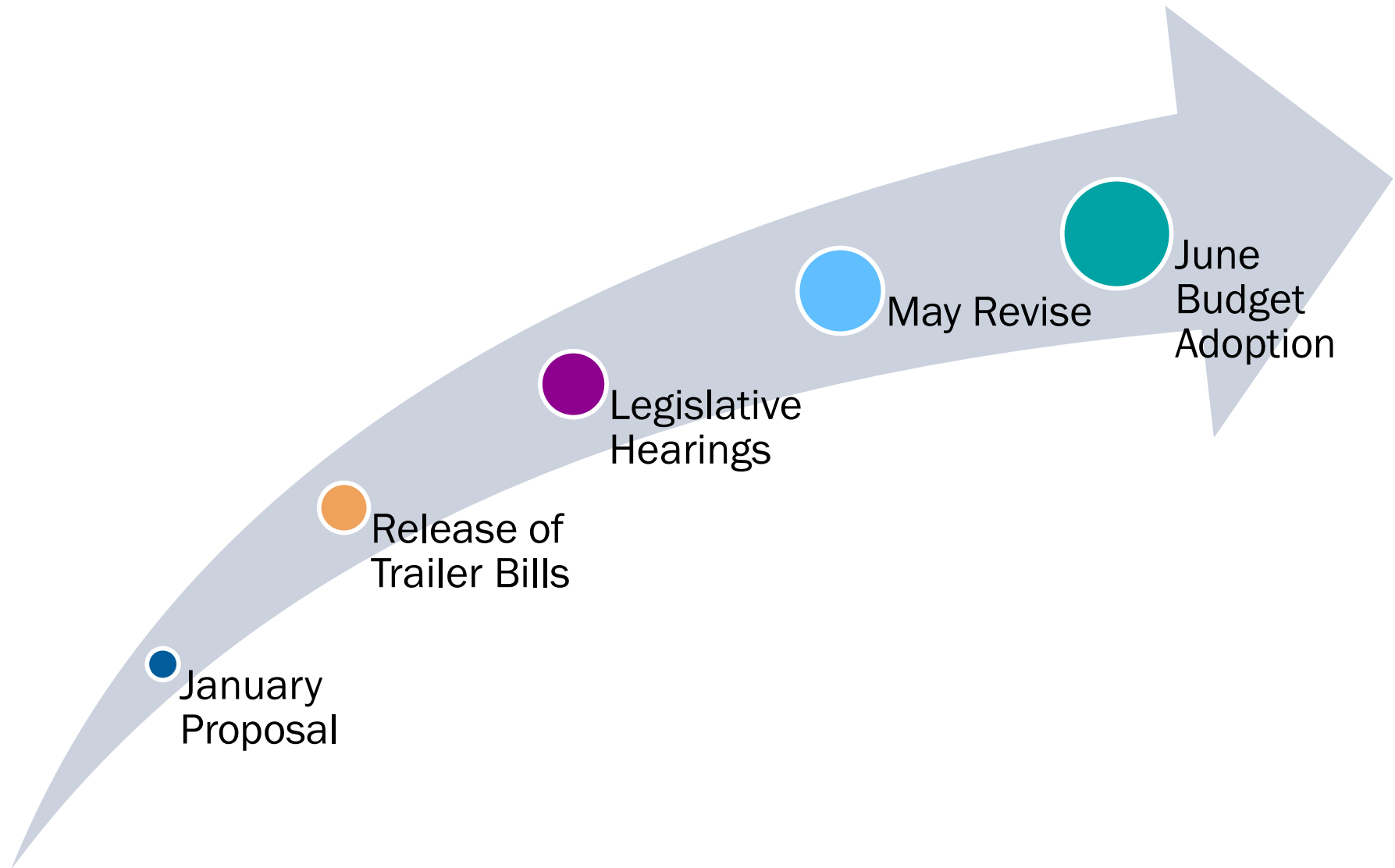
Other

- Meals, college and career planning, and independent study flexibility

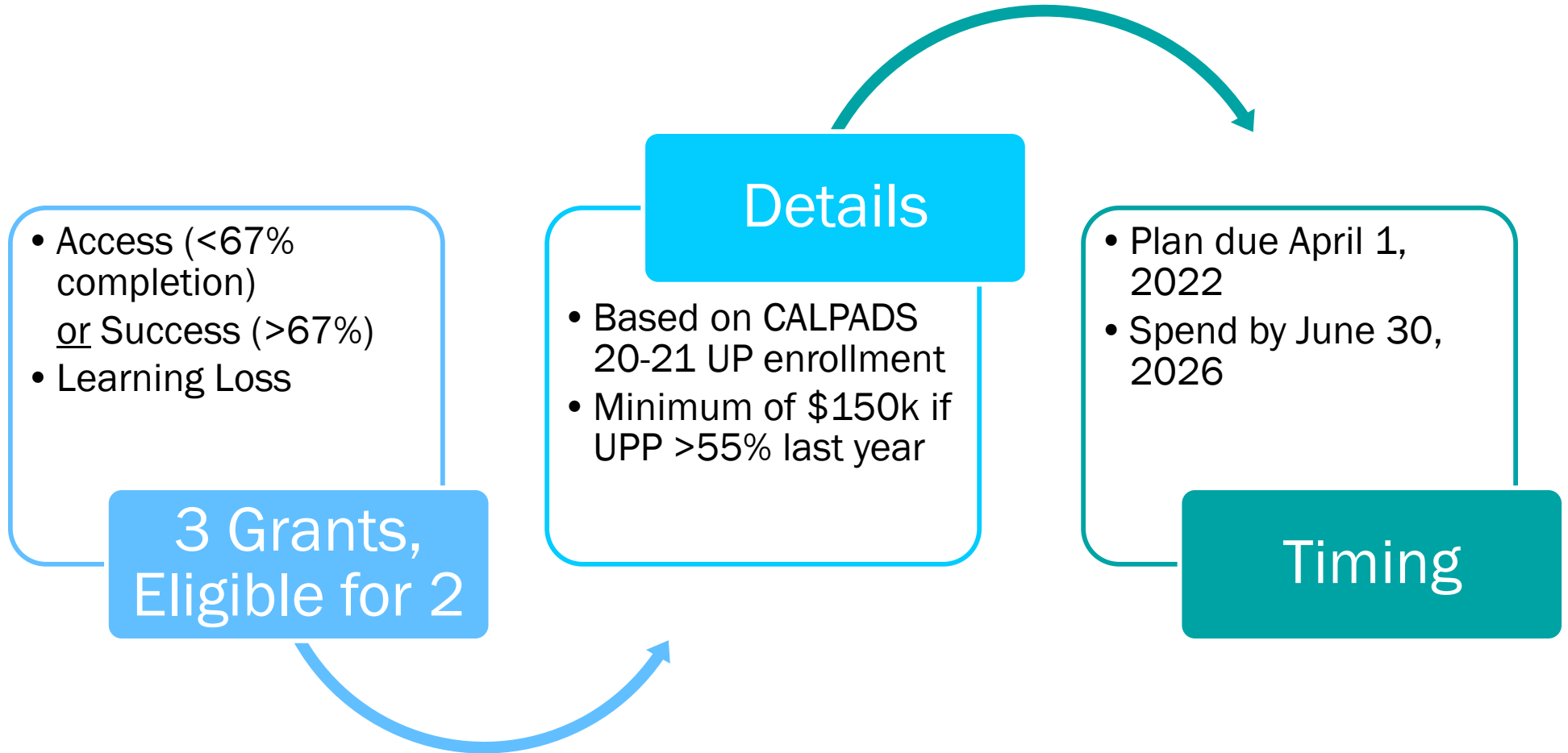
State Budget Process



Iterative process with many changes to Governor's Proposal



A-G Completion



Appendix



P-1 Attendance Update

Lower ADA in P-1 reduces the expected amount of revenue

	Previous Forecast	P-1 Reported	P-1 with IS	Variance (Forecast and P-1 with IS)
Enrollment	400	398	400	0
ADA %	93.5%	88%	92%	-1.5%
ADA	374	350	368	-6
LCFF Revenue	\$4.92M	\$4.60M	\$4.84M	\$(78,981)

ARISE High School
Income Statement
As of Dec FY2022

	Actual			YTD	Budget							
	Oct	Nov	Dec	Actual YTD	Approved Budget v1	Previous Forecast	Current Forecast	Previous Forecast vs. Current Forecast	Approved Budget v1 vs. Current Forecast	Current Forecast Remaining	% Current Forecast Spent	
SUMMARY												
Revenue												
LCFF Entitlement	772,018	324,087	324,004	1,688,585	4,923,189	4,923,189	4,844,208	(78,981)	(78,981)	3,155,623	35%	
Federal Revenue	35,689	193	-	94,331	775,661	795,503	694,377	(101,126)	(81,284)	600,046	14%	
Other State Revenues	22,571	45,142	17,399	98,612	1,138,996	1,286,683	1,265,030	(21,653)	126,034	1,166,418	8%	
Local Revenues	36,867	13,306	89,694	163,439	631,793	644,760	644,760	-	12,967	481,321	25%	
Fundraising and Grants	-	-	-	-	-	-	-	-	-	-	-	
Total Revenue	867,145	382,728	431,097	2,044,967	7,469,639	7,650,135	7,448,375	(201,761)	(21,264)	5,403,408	27%	
Expenses												
Compensation and Benefits	415,140	489,402	447,307	2,494,323	4,742,556	4,911,083	4,938,668	(27,586)	(196,113)	2,444,345	51%	
Books and Supplies	58,432	32,546	7,708	299,182	519,076	533,376	397,340	136,036	121,736	98,158	75%	
Services and Other Operating Expenditures	134,653	187,129	115,385	975,822	1,793,847	1,867,477	1,861,882	5,595	(68,036)	886,061	52%	
Depreciation	-	-	22,515	22,515	272,578	272,578	272,578	-	-	250,063	8%	
Other Outflows	11,246	18,961	34,546	164,970	49,606	49,606	49,606	-	-	(115,364)	333%	
Total Expenses	619,472	728,037	627,462	3,956,812	7,377,662	7,634,120	7,520,075	114,044	(142,413)	3,563,263	53%	
Operating Income	247,673	(345,310)	(196,365)	(1,911,845)	91,977	16,016	(71,700)	(87,716)	(163,677)	1,840,145		
Fund Balance												
Beginning Balance (Unaudited)					1,950,555	2,124,855	2,124,855					
Operating Income					91,977	16,016	(71,700)					
Ending Fund Balance					2,042,532	2,140,871	2,053,154					
Fund Balance as a % of Expenses					28%	28%	27%					

ARISE High School
Income Statement
As of Dec FY2022

	Actual			YTD	Budget						
	Oct	Nov	Dec	Actual YTD	Approved	Previous	Current	Previous	Approved	Current	% Current
					Budget v1	Forecast		Forecast vs. Current	Budget v1 vs. Current		
KEY ASSUMPTIONS											
Enrollment Summary											
9-12					400	400	400	-	-		
Total Enrolled					400	400	400	-	-		
ADA %											
9-12					93.5%	93.5%	92.0%	-1.5%	-1.5%		
Average ADA %					93.5%	93.5%	92.0%	-1.5%	-1.5%		
ADA											
9-12					374.00	374.00	368.00	(6.00)	(6.00)		
Total ADA					374.00	374.00	368.00	(6.00)	(6.00)		

ARISE High School
Income Statement
As of Dec FY2022

		Actual			YTD	Budget						
		Oct	Nov	Dec	Actual YTD	Approved Budget v1	Previous Forecast	Current Forecast	Previous Forecast vs. Current Forecast	Approved Budget v1 vs. Current Forecast	Current Forecast Remaining	% Current Forecast Spent
REVENUE												
LCFF Entitlement												
8011	Charter Schools General Purpose Entitlement - State Aid	241,629	241,629	241,629	993,363	2,988,088	2,609,999	2,568,128	(41,871)	(419,960)	1,574,765	39%
8012	Education Protection Account Entitlement	262,400	-	-	262,400	871,841	1,253,274	1,233,168	(20,106)	361,327	970,768	21%
8019	State Aid - Prior Years	-	-	(83)	(83)	-	-	-	-	-	83	
8096	Charter Schools in Lieu of Property Taxes	267,989	82,458	82,458	432,905	1,063,260	1,059,916	1,042,912	(17,004)	(20,348)	610,007	42%
SUBTOTAL - LCFF Entitlement		772,018	324,087	324,004	1,688,585	4,923,189	4,923,189	4,844,208	(78,981)	(78,981)	3,155,623	35%
Federal Revenue												
8181	Special Education - Entitlement	-	-	-	-	48,375	48,375	48,375	-	-	48,375	0%
8220	Child Nutrition Programs	-	-	-	-	137,846	137,846	36,720	(101,126)	(101,126)	36,720	0%
8291	Title I	35,687	-	-	35,687	135,166	135,166	135,166	-	-	99,479	26%
8292	Title II	-	-	-	-	19,418	19,418	19,418	-	-	19,418	0%
8293	Title III	-	-	-	-	7,322	7,322	7,322	-	-	7,322	0%
8294	Title IV	-	-	-	-	10,000	10,000	10,000	-	-	10,000	0%
8297	PY Federal - Not Accrued	2	193	-	195	-	195	195	-	195	-	100%
8299	All Other Federal Revenue	-	-	-	58,449	417,534	437,181	437,181	-	19,647	378,732	13%
SUBTOTAL - Federal Revenue		35,689	193	-	94,331	775,661	795,503	694,377	(101,126)	(81,284)	600,046	14%
Other State Revenue												
8319	Other State Apportionments - Prior Years	-	-	-	960	-	960	960	-	960	0	100%
8381	Special Education - Entitlement (State)	22,571	45,142	-	80,253	237,258	267,410	263,120	(4,290)	25,862	182,867	31%
8382	Special Education Reimbursement (State)	-	-	-	-	65,550	99,562	99,562	-	34,012	99,562	0%
8520	Child Nutrition - State	-	-	-	-	11,834	11,834	2,700	(9,134)	(9,134)	2,700	0%
8545	School Facilities Apportionments	-	-	-	-	422,770	423,907	417,106	(6,801)	(5,664)	417,106	0%
8550	Mandated Cost Reimbursements	-	-	17,399	17,399	17,301	17,399	17,399	-	98	0	100%
8560	State Lottery Revenue	-	-	-	-	77,735	89,063	87,634	(1,429)	9,899	87,634	0%
8590	All Other State Revenue	-	-	-	-	306,548	376,548	376,548	-	70,000	376,548	0%
SUBTOTAL - Other State Revenue		22,571	45,142	17,399	98,612	1,138,996	1,286,683	1,265,030	(21,653)	126,034	1,166,418	8%
Local Revenue												
8650	Leases and Rentals	-	-	-	-	3,450	3,450	3,450	-	-	3,450	0%
8660	Interest	-	-	-	-	360	360	360	-	-	360	0%
8699	All Other Local Revenue	972	12,967	217	14,156	57,063	70,030	70,030	-	12,967	55,875	20%
8701	Measure N	-	-	80,783	80,783	422,625	422,625	422,625	-	-	341,842	19%
8702	CTEIG	-	-	-	-	148,295	148,295	148,295	-	-	148,295	0%
8999	Uncategorized Revenue	35,894	339	8,695	68,500	-	-	-	-	-	(68,500)	
SUBTOTAL - Local Revenue		36,867	13,306	89,694	163,439	631,793	644,760	644,760	-	12,967	481,321	25%
Fundraising and Grants												
SUBTOTAL - Fundraising and Grants		-	-	-	-	-	-	-	-	-	-	-
TOTAL REVENUE		867,145	382,728	431,097	2,044,967	7,469,639	7,650,135	7,448,375	(201,761)	(21,264)	5,403,408	27%

ARISE High School
Income Statement
As of Dec FY2022

		Actual			YTD	Budget						
		Oct	Nov	Dec	Actual YTD	Approved Budget v1	Previous Forecast	Current Forecast	Previous Forecast vs. Current	Approved Budget v1 vs. Current	Current Forecast Remaining	% Current Forecast Spent
EXPENSES												
Compensation & Benefits												
Certificated Salaries												
1100	Teachers Salaries	157,485	156,629	159,484	797,215	1,669,005	1,706,396	1,706,396	-	(37,391)	909,181	47%
1148	Teacher - Special Ed	17,375	13,479	12,342	100,742	369,739	293,210	280,666	12,544	89,073	179,924	36%
1200	Certificated Pupil Support Salaries	23,892	23,058	23,059	158,615	258,772	232,863	265,145	(32,282)	(6,373)	106,529	60%
1300	Certificated Supervisor & Administrator Salaries	39,143	39,143	39,146	234,562	467,261	466,119	466,119	-	1,142	231,557	50%
1900	Certificated Other Salaries	1,298	1,298	1,298	7,790	15,579	15,579	15,579	-	-	7,789	50%
SUBTOTAL - Certificated Salaries		239,193	233,608	235,329	1,298,924	2,780,356	2,714,167	2,733,905	(19,737)	46,451	1,434,981	48%
Classified Salaries												
2100	Classified Instructional Aide Salaries	52,411	55,260	54,586	251,187	629,606	360,000	415,000	(55,000)	214,606	163,813	61%
2200	Classified Support Salaries	30,546	29,745	27,421	181,307	35,020	388,313	363,421	24,892	(328,401)	182,114	50%
2300	Classified Supervisor & Administrator Salaries	7,531	7,531	8,031	59,949	83,023	105,827	105,827	-	(22,804)	45,877	57%
2400	Classified Clerical & Office Salaries	19,929	19,331	20,657	120,532	192,420	281,825	260,992	20,833	(68,572)	140,459	46%
2928	Other Classified - Food	560	1,860	3,298	11,780	16,416	16,416	16,416	-	-	4,636	72%
2930	Other Classified - Maintenance/grounds	4,921	6,743	9,020	40,324	65,200	65,200	65,200	-	-	24,876	62%
2999	Payroll Temporary Holding Account	-	-	500	500	-	-	-	-	-	(500)	
SUBTOTAL - Classified Salaries		115,899	120,470	123,513	665,580	1,021,685	1,217,580	1,226,855	(9,275)	(205,170)	561,276	54%
Employee Benefits												
3100	STRS	41,381	40,436	40,812	224,386	453,172	470,151	468,028	2,122	(14,856)	243,642	48%
3300	OASDI-Medicare-Alternative	11,885	12,370	12,366	67,365	124,800	128,501	131,499	(2,997)	(6,698)	64,134	51%
3400	Health & Welfare Benefits	(1,189)	77,678	31,507	197,684	274,570	299,579	296,919	2,661	(22,349)	99,234	67%
3500	Unemployment Insurance	997	536	375	6,235	17,472	19,488	19,488	-	(2,016)	13,253	32%
3600	Workers Comp Insurance	6,696	3,348	3,349	29,631	47,082	48,688	49,047	(359)	(1,965)	19,416	60%
3900	Other Employee Benefits	279	956	56	4,519	23,418	12,928	12,928	-	10,490	8,409	35%
SUBTOTAL - Employee Benefits		60,048	135,323	88,466	529,820	940,515	979,335	977,908	1,427	(37,394)	448,089	54%
Books & Supplies												
4100	Approved Textbooks & Core Curricula Materials	-	467	2,070	4,001	60,000	5,000	5,000	-	55,000	999	80%
4200	Books & Other Reference Materials	794	213	473	3,239	10,200	6,000	6,000	-	4,200	2,761	54%
4315	Custodial Supplies	1,656	1,446	-	4,871	10,200	10,200	10,200	-	-	5,329	48%
4320	Educational Software	7,364	15,016	108	39,981	76,500	50,000	50,000	-	26,500	10,019	80%
4325	Instructional Materials & Supplies	9,176	3,733	451	52,775	60,000	70,000	70,000	-	(10,000)	17,225	75%
4330	Office Supplies	564	2,231	250	8,995	15,000	15,000	15,000	-	-	6,005	60%
4359	Student Awards/Appreciation	-	-	-	800	3,060	3,060	3,060	-	-	2,260	26%
4360	College Application Fees	-	-	-	65	5,000	5,000	5,000	-	-	4,935	1%
4410	Classroom Furniture, Equipment & Supplies	1,087	4,576	287	29,183	20,000	30,000	30,000	-	(10,000)	817	97%
4420	Computers: individual items less than \$5k	28,441	-	1,409	87,511	50,000	93,000	93,000	-	(43,000)	5,489	94%
4423	Computer Parts and Materials	-	84	-	84	4,080	4,080	4,080	-	-	3,996	2%
4433	Wellness Supplies	-	-	-	36,692	8,000	45,000	45,000	-	(37,000)	8,308	82%
4710	Student Food Services	9,106	4,727	2,661	27,196	190,036	190,036	54,000	136,036	136,036	26,804	50%
4720	Other Food	246	54	-	3,791	7,000	7,000	7,000	-	-	3,209	54%
SUBTOTAL - Books and Supplies		58,432	32,546	7,708	299,182	519,076	533,376	397,340	136,036	121,736	98,158	75%
Services & Other Operating Expenses												
5210	Conference Fees	-	-	-	-	15,000	15,000	15,000	-	-	15,000	0%
5215	Travel - Mileage, Parking, Tolls	357	315	78	907	-	1,000	1,000	-	(1,000)	93	91%
5300	Dues & Memberships	374	6,700	12,000	25,371	6,069	26,969	26,969	-	(20,900)	1,598	94%
5400	Insurance	11,720	5,860	5,860	51,861	60,221	60,221	60,221	-	-	8,360	86%
5510	Utilities - Gas and Electric	-	2,798	2,381	10,230	-	45,000	45,000	-	(45,000)	34,770	23%

ARISE High School
Income Statement
As of Dec FY2022

		Actual			YTD	Budget						
		Oct	Nov	Dec	Actual YTD	Approved Budget v1	Previous Forecast	Current Forecast	Previous Forecast vs. Current Forecast	Approved Budget v1 vs. Current Forecast	Current Forecast Remaining	% Current Forecast Spent
5515	Janitorial Services	-	-	-	-	-	46,000	46,000	-	(46,000)	46,000	0%
5605	Equipment Leases	5,015	4,004	4,909	28,957	63,373	63,373	63,373	-	-	34,416	46%
5610	Rent	71,080	72,730	69,220	495,300	841,148	841,148	841,148	-	-	345,847	59%
5615	Repairs and Maintenance - Building	2,575	7,926	2,635	29,913	10,000	30,000	30,000	-	(20,000)	87	100%
5617	Repairs and Maintenance - Copier	-	-	-	-	857	857	857	-	-	857	0%
5803	Accounting Fees	-	-	-	6,405	23,984	23,984	23,984	-	-	17,579	27%
5809	Banking Fees	-	-	-	87	1,785	1,785	1,785	-	-	1,698	5%
5812	Business Services	12,333	12,333	12,333	74,000	148,000	148,000	148,000	-	-	74,000	50%
5813	TICC Services (Was BTSA)	-	-	-	-	7,000	7,000	7,000	-	-	7,000	0%
5815	Consultants - Instructional	-	-	-	7,294	8,000	8,000	8,000	-	-	706	91%
5820	Consultants - Non Instructional	-	-	-	9,902	43,000	20,000	20,000	-	23,000	10,098	50%
5822	E-Rate	-	-	-	1,986	2,550	2,550	2,550	-	-	564	78%
5824	District Oversight Fees	-	-	-	1,600	50,217	50,217	49,411	806	806	47,811	3%
5826	Directors Contingency	-	-	-	-	7,500	7,500	7,500	-	-	7,500	0%
5833	Fines and Penalties	-	-	-	-	398	398	398	-	-	398	0%
5836	Fingerprinting	144	-	-	1,337	1,724	1,724	1,724	-	-	387	78%
5845	Legal Fees	-	4,039	-	5,450	25,000	25,000	25,000	-	-	19,550	22%
5846	Loan and Financing Fees	-	-	-	-	-	3,057	3,057	-	(3,057)	3,057	0%
5851	Marketing and Student Recruiting	1,750	5,064	469	7,283	20,000	20,000	20,000	-	-	12,717	36%
5857	Payroll Fees	821	992	654	4,149	5,100	8,100	8,100	-	(3,000)	3,951	51%
5861	Prior Yr Exp (not accrued)	8	-	(47,300)	(1,660)	-	3,000	(1,660)	4,660	1,660	-	100%
5863	Professional Development	-	17,500	5,636	34,876	45,000	40,000	40,000	-	5,000	5,124	87%
5865	College And Career	-	-	-	-	15,000	-	-	-	15,000	-	-
5866	Enrichment	10,063	20,811	24,288	67,303	80,000	90,000	90,000	-	(10,000)	22,697	75%
5869	Special Education Contract Instructors	-	8,000	-	10,667	40,000	56,000	56,000	-	(16,000)	45,333	19%
5872	SPED Admin Fees	-	-	-	-	8,740	9,474	9,345	129	(604)	9,345	0%
5874	Sports	-	-	-	13,080	6,000	21,000	21,000	-	(15,000)	7,920	62%
5875	Staff Recruiting	-	-	-	-	5,100	5,100	5,100	-	-	5,100	0%
5877	Student Activities	1,200	5,371	17,143	23,863	80,000	40,000	40,000	-	40,000	16,137	60%
5878	Student Assessment	-	1,221	-	1,221	9,670	9,670	9,670	-	-	8,449	13%
5880	Student Health Services	-	-	-	-	7,650	7,650	7,650	-	-	7,650	0%
5881	Student Information System	1,583	1,583	1,583	9,500	23,159	23,159	23,159	-	-	13,659	41%
5884	Substitutes	-	-	-	-	30,000	-	-	-	30,000	-	-
5887	Technology Services	5,648	5,164	3,073	28,412	40,800	40,800	40,800	-	-	12,388	70%
5893	Transportation - Student	5,181	3,145	-	8,581	30,000	30,000	30,000	-	-	21,419	29%
5896	Internet/Website consulting	-	-	-	216	3,060	3,060	3,060	-	-	2,844	7%
5915	Postage and Delivery	-	530	-	3,898	3,060	6,000	6,000	-	(2,940)	2,102	65%
5920	Communications - Telephone & Fax	4,801	1,043	421	13,834	25,684	25,684	25,684	-	-	11,850	54%
SUBTOTAL - Services & Other Operating Exp.		134,653	187,129	115,385	975,822	1,793,847	1,867,477	1,861,882	5,595	(68,036)	886,061	52%
Capital Outlay & Depreciation												
6900	Depreciation	-	-	22,515	22,515	272,578	272,578	272,578	-	-	250,063	8%
SUBTOTAL - Capital Outlay & Depreciation		-	-	22,515	22,515	272,578	272,578	272,578	-	-	250,063	8%
Other Outflows												
7438	Long term debt - Interest	4,379	4,174	4,247	26,183	49,606	49,606	49,606	-	-	23,424	53%
7998	Temporary JE Clearing	0	-	-	0	-	-	-	-	-	(0)	-
7999	Uncategorized Expense	6,868	14,787	30,299	138,787	-	-	-	-	-	(138,787)	-
SUBTOTAL - Other Outflows		11,246	18,961	34,546	164,970	49,606	49,606	49,606	-	-	(115,364)	333%
TOTAL EXPENSES		619,472	728,037	627,462	3,956,812	7,377,662	7,634,120	7,520,075	114,044	(142,413)	3,563,263	53%

ARISE High School
Monthly Cash Forecast
As of Dec FY2022

	2021-22												Forecast	Remaining Balance
	Actuals & Forecast													
	Jul Actuals	Aug Actuals	Sep Actuals	Oct Actuals	Nov Actuals	Dec Actuals	Jan Forecast	Feb Forecast	Mar Forecast	Apr Forecast	May Forecast	Jun Forecast		
Beginning Cash	366,989	962,604	177,235	209,075	390,043	99,410	(168,425)	298,773	29,174	210,490	387,410	312,969		
REVENUE														
LCFF Entitlement	-	134,238	134,238	772,018	324,087	324,004	586,570	324,087	324,796	614,178	259,064	259,064	4,844,208	787,865
Federal Revenue	58,449	-	-	35,689	193	-	193,018	9,776	112,984	3,688	45,513	161,359	694,377	73,708
Other State Revenue	13,500	-	-	22,571	45,142	17,399	163,715	27,900	273,482	128,851	46,780	197,760	1,265,030	327,929
Other Local Revenue	1,066	22,330	177	36,867	13,306	89,694	14,635	6,471	6,471	6,471	154,766	347,374	644,760	(54,866)
Fundraising & Grants	-	-	-	-	-	-	-	-	-	-	-	-	-	-
TOTAL REVENUE	73,015	156,568	134,415	867,145	382,728	431,097	957,938	368,235	717,732	753,188	506,123	965,557	7,448,375	1,134,636
EXPENSES														
Certificated Salaries	96,091	245,987	248,716	239,193	233,608	235,329	233,483	233,377	233,377	234,106	237,754	262,884	2,733,905	-
Classified Salaries	74,076	113,767	117,854	115,899	120,470	123,513	96,602	92,935	92,935	92,935	92,935	92,935	1,226,855	-
Employee Benefits	125,399	55,293	65,291	60,048	135,323	88,466	67,210	83,238	83,238	77,795	78,443	58,165	977,908	-
Books & Supplies	33,289	118,401	48,806	58,432	32,546	7,708	19,722	14,787	14,787	14,787	14,787	14,787	397,340	4,500
Services & Other Operating Expenses	235,785	148,839	154,030	134,653	187,129	115,385	173,989	148,459	151,398	140,384	140,384	85,629	1,861,882	45,818
Capital Outlay & Depreciation	-	-	-	-	-	22,515	136,489	22,715	22,715	22,715	22,715	22,715	272,578	-
Other Outflows	14,805	50,974	34,437	11,246	18,961	34,546	4,181	3,717	4,046	3,851	3,911	3,719	49,606	(138,787)
TOTAL EXPENSES	579,446	733,260	669,134	619,472	728,037	627,462	731,676	599,227	602,495	586,572	590,928	540,834	7,520,075	(88,470)
Operating Cash Inflow (Outflow)	(506,431)	(576,693)	(534,719)	247,673	(345,310)	(196,365)	226,263	(230,992)	115,236	166,616	(84,805)	424,723	(71,700)	1,223,105
Revenues - Prior Year Accruals	893,126	139,932	641,562	176,631	-	81	8,834	98,166	55,579	-	-	108,086		
Other Assets	94,319	(154,863)	(16,261)	154,863	-	-	-	-	-	-	-	-		
Fixed Assets	(38,770)	(34,506)	-	-	-	22,515	136,489	22,715	22,715	22,715	22,715	95,991		
Due To (From)	-	-	-	-	-	-	-	-	-	-	-	(137,578)		
Expenses - Prior Year Accruals	122,508	(8,483)	(62,260)	(85,897)	20,434	(55,781)	(60,972)	-	-	-	-	-		
Accounts Payable - Current Year	83,327	(204,774)	11,555	(21,889)	42,382	(30,219)	-	-	-	-	-	-		
Summerholdback for Teachers	(40,776)	4,306	3,923	3,970	3,948	3,948	-	-	-	-	-	-		
Loans Payable (Current)	-	-	-	(282,500)	-	-	146,943	(146,943)	-	-	-	-		
Loans Payable (Long Term)	(11,688)	(11,752)	(11,960)	(11,882)	(12,087)	(12,014)	(12,080)	(12,544)	(12,215)	(12,410)	(12,350)	(12,542)		
Other Liabilities	-	61,464	-	-	-	-	21,722	-	-	-	-	-		
Ending Cash	962,604	177,235	209,075	390,043	99,410	(168,425)	298,773	29,174	210,490	387,410	312,969	791,649		

Coversheet

Finance Approvals

Section: V. Finance Update
Item: C. Finance Approvals
Purpose: Vote
Submitted by:
Related Material: School Accountability Report Card.pdf

ARISE High
2020—2021 School Accountability Report Card
Reported Using Data from the 2020—2021 School
Year
California Department of Education

Address: 3301 East 12th St., Ste. 205
Oakland, CA , 94601-2940

Principal: Karla Gandiaga, Head of School

Phone: (510) 436-5487

Grade Span: 9-12

By February 1 of each year, every school in California is required by state law to publish a School Accountability Report Card (SARC).The SARC contains information about the condition and performance of each California public school. Under the Local Control Funding Formula (LCFF) all local educational agencies (LEAs) are required to prepare a Local Control and Accountability Plan (LCAP), which describes how they intend to meet annual school-specific goals for all pupils, with specific activities to address state and local priorities. Additionally, data reported in an LCAP is to be consistent with data reported in the SARC.

- For more information about SARC requirements, see the California Department of Education (CDE) SARC web page at <https://www.cde.ca.gov/ta/ac/sa/>.
- For more information about the LCFF or LCAP, see the CDE LCFF web page at <https://www.cde.ca.gov/fg/aa/lc/>.
- For additional information about the school, parents/guardians and community members should contact the school principal or the district office.

DataQuest

DataQuest is an online data tool located on the CDE DataQuest web page at <https://dq.cde.ca.gov/dataquest/> that contains additional information about this school and comparisons of the school to the district and the county. Specifically, DataQuest is a dynamic system that provides reports for accountability (e.g., test data, enrollment, high school graduates, dropouts, course enrollments, staffing, and data regarding English learners).

California School Dashboard

The California School Dashboard (Dashboard) <https://www.caschooldashboard.org/> reflects California's new accountability and continuous improvement system and provides information about how LEAs and schools are meeting the needs of California's diverse student population. The Dashboard contains reports that display the performance of LEAs, schools, and

student groups on a set of state and local measures to assist in identifying strengths, challenges, and areas in need of improvement.

About This School

Karla Gandiaga, Head of School

Principal, ARISE High

About Our School

Estimada Comunidad de ARISE,

En este último año en ARISE hemos construido nuevos salones, adaptado la escuela a una pandemia, añadido a fantásticos nuevos miembros de nuestro personal, conectado como comunidad en varios eventos, celebrado una nueva clase de graduados, y mucho más.

Pero tengo que admitir que lo que más me enorgullece es el liderazgo y amor que traen nuestros estudiantes cada día. Ellos se han organizado y comenzado el panel de justicia restaurativa, rediseñado el logotipo, ayudado a diseñar nuestro modelo de aprendizaje durante la pandemia, organizado marchas para justicia social, y poco a poco han empezado a amplificar sus voces y entender que en ARISE necesitamos que ellos sean los líderes que cambien este mundo para ser justo para todos.

El año pasado elegí unirme a ARISE porque quería ser parte de una comunidad que realmente esté dispuesta a cambiar y mejorar el mundo. Se que nuestra misión es algo que podemos conseguir y que es crucial en este momento político y social en el que vivimos. Una educación que apoya y enseña a derrumbar muros de odio y desigualdad es lo que exigimos. Para continuar apuntando hacia este objetivo elevado y necesario, debemos unir fuerzas y reimaginar y fortalecer radicalmente lo que significa estar con y para los demás como una comunidad.

Como siempre, les invito a que me llamen, envíen un mensaje de texto o envíen un correo electrónico en cualquier momento para conectar (617-816-4721, karla@arisehighschool.org).

Con todo mi cariño y aprecio,

Karla Gandiaga (ella/her)

Directora - Head of School

ARISE High School

Dear ARISE Community,

In this past year at ARISE we have built new classrooms, adapted to a pandemic, added fantastic new members to our staff, connected as a community at various events, celebrated a new class of graduates, and more.

But I have to admit that what makes me most proud is the leadership and love that our students bring every day. They have organized and started the restorative student justice panel, redesigned the logo, helped design our learning model during the pandemic, organized marches for social justice, and have recently begun to amplify their voices and understand that at ARISE we need to they are the leaders that change this world to be fair to all.

Last year I chose to join ARISE because I wanted to be part of a community that is truly willing to change and improve the world. I know that our mission is something we can achieve and that it is crucial in this political and social moment in which we live. An education that supports and teaches to tear down walls of hatred and inequality is what we demand. To continue to pursue

this high and necessary goal, we must join forces and radically reimagine and strengthen what it means to be with and for others as a community.

As always, I invite you to call me, text me, or send me an email at any time to connect (617-816-4721, karla@arisehighschool.org).

With all my love and appreciation,

Karla Gandiaga (ella/she)

Directora - Head of School

ARISE High School

Contact _____

ARISE High
 3301 East 12th St., Ste. 205
 Oakland, CA 94601-2940

Phone: [\(510\) 436-5487](tel:(510)436-5487)
 Email: karla@arisehighschool.org

Contact Information (School Year 2021—2022)

District Contact Information (School Year 2021—2022)

District Name	Oakland Unified
Phone Number	(510) 879-2551
Superintendent	Johnson-Trammell, Kyla
Email Address	kyla.johnson@ousd.org
Website	www.ousd.org

School Contact Information (School Year 2021—2022)

School Name	ARISE High
Street	3301 East 12th St., Ste. 205
City, State, Zip	Oakland, CA , 94601-2940
Phone Number	(510) 436-5487
Principal	Karla Gandiaga, Head of School
Email Address	karla@arisehighschool.org
Website	http://www.arisehighschool.org
County-District-School (CDS) Code	01612590115238

Last updated: 2/1/22

School Description and Mission Statement (School Year 2021—2022)

ENGAGING & SUPPORTIVE LEARNING ENVIRONMENTS

ARISE High School has been honored to serve the Oakland community since 2007 and looks forward to continuing this service during our next charter term. Our founders, just as our staff today, believe that all children deserve a quality education that doesn't replicate inequitable and oppressive institutions. Instead, we've developed a rigorous, high engagement, and authentic learning experience for all of our students.

We provide a small school environment where we pride ourselves in every student having at least one adult who knows them well and supports them on their educational journey. At ARISE, education is not just about how well you do on a test. We are a small school that emphasizes knowledge of self, society, and history within a highly personalized and supportive learning environment.

RIGOROUS COLLEGE & CAREER-READY EDUCATION

ARISE High School currently serves approximately 330 students in grades 9-12, and prepares students from a diversity of backgrounds to attend college. Currently 90% of our students qualify for free and reduced lunch, 89% speak English as a Second Language, and 86% are first-generation college-bound. We are incredibly proud of our students' successes. Each year, we have had at least 85% of our graduates matriculate into 2 and 4-year colleges and universities.

Through rigorous college & career preparatory coursework, project-based learning, and the presentation and defense of a portfolio of work before a panel of peers, teachers, and community members, every ARISE graduate equips themselves with the knowledge, skills, agency, and critical consciousness to lead a successful life and serve as an Agent of Change in their community.

COMMUNITY-CENTERED LINKED LEARNING OPPORTUNITIES

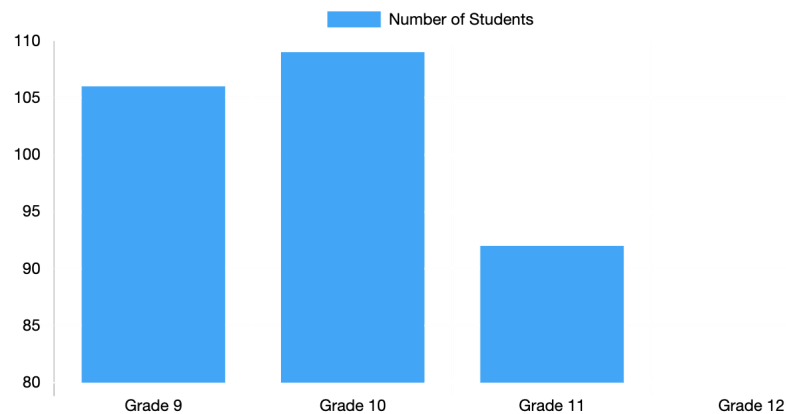
Learning at ARISE is not limited to the confines of our classroom walls. Students at ARISE are highly engaged in their community, through volunteer work, jobs & internships, and other work-based learning opportunities through our Public & Community Health Linked Learning Pathway. As early as 9th grade, students are meeting with and learning from industry professionals, job shadowing, doing community service, and asking important questions about pressing social issues through Community Action Research Projects.

ARISE is committed to building and maintaining healthy communities by providing our students and families, many of which are first-generation college-bound, access to college and careers in Education, Community Social Services, Public Health, and Public Policy. Agency and self-determination drive our struggle to improve our own material and social conditions towards a more healthy, equitable, and just society.

Last updated: 2/1/22

Student Enrollment by Grade Level (School Year 2020–2021)

Grade Level	Number of Students
Grade 9	106
Grade 10	109
Grade 11	92
Grade 12	80
Total Enrollment	387



Last updated: 2/1/22

Student Enrollment by Student Group (School Year 2020–2021)

Student Group	Percent of Total Enrollment
Female	47.00%
Male	53.00%
Non-Binary	0.00%
American Indian or Alaska Native	0.30%
Asian	1.30%
Black or African American	2.10%
Filipino	1.60%
Hispanic or Latino	92.80%
Native Hawaiian or Pacific Islander	0.00%
Two or More Races	1.60%
White	0.50%

Student Group (Other)	Percent of Total Enrollment
English Learners	20.40%
Foster Youth	0.00%
Homeless	0.00%
Migrant	0.00%
Socioeconomically Disadvantaged	92.80%
Students with Disabilities	11.40%

A. Conditions of Learning

State Priority: Basic

The SARC provides the following information relevant to the State priority: Basic (Priority 1):

- Degree to which teachers are appropriately assigned and fully credentialed in the subject area and for the pupils they are teaching;
- Pupils have access to standards-aligned instructional materials; and
- School facilities are maintained in good repair

Teacher Preparation and Placement (School Year 2020—2021)

Authorization/Assignment	School Number	School Percent	District Number	District Percent	State Number	State Percent
Fully (Preliminary or Clear) Credentialed for Subject and Student Placement (properly assigned)						
Intern Credential Holders Properly Assigned						
Teachers Without Credentials and Misassignments ("ineffective" under ESSA)						
Credentialed Teachers Assigned Out-of-Field ("out-of-field" under ESSA)						
Unknown						
Total Teaching Positions						

Note: The data in this table is based on Full Time Equivalent (FTE) status. One FTE equals one staff member working full time; one FTE could also represent two staff members who each work 50 percent of full time. Additionally, an assignment is defined as a position that an educator is assigned to based on setting, subject, and grade level. An authorization is defined as the services that an educator is authorized to provide to students.

Last updated:

Teachers Without Credentials and Misassignments (School Year 2020—2021)

Authorization/Assignment	Number
Permits and Waivers	
Misassignments	

Authorization/Assignment	Number
Vacant Positions	
Total Teachers Without Credentials and Misassignments	

Last updated:

**Credentialed Teachers Assigned Out-of-Field
(considered "out-of-field" under ESSA) (School Year 2020—2021)**

Indicator	Number
Credentialed Teachers Authorized on a Permit or Waiver	
Local Assignment Options	
Total Out-of-Field Teachers	

Last updated:

Class Assignments (School Year 2020—2021)

Indicator	Percent
Misassignments for English Learners (a percentage of all the classes with English learners taught by teachers that are misassigned)	
No credential, permit or authorization to teach (a percentage of all the classes taught by teachers with no record of an authorization to teach)	

Last updated:

Note: For more information refer to the Updated Teacher Equity Definitions web page at <https://www.cde.ca.gov/pd/ee/teacherequitydefinitions.asp>.

Quality, Currency, Availability of Textbooks and Other Instructional Materials (School Year 2021–2022)

Year and month in which the data were collected: August 2021

Subject	Textbooks and Other Instructional Materials/year of Adoption	From Most Recent Adoption?	Percent Students Lacking Own Assigned Copy
Reading/Language Arts	English 1 - 4: Engage NY Curriculum	Yes	0%
Mathematics	BIG IDEAS MATH Algebra 1: Common Core Student Edition 2015 1st Edition BIG IDEAS MATH Geometry: Common Core Student Edition 2015 1st Edition BIG IDEAS MATH Algebra 2: Common Core Student Edition 2015 1st Edition Precalculus: Real Mathematics, Real People, 7th Edition, by Ron Larson	Yes	0%
Science	National Institute of Science: Evolution and Medicine, Cell Biology and Cancer HASPI Medical Biology Miller Levine BIOLOGY textbook - 2010 Living by Chemistry 2018, Angelica M. Stacy Haspi Medical Chemistry	Yes	0%
History-Social Science	Stanford History Education Group Curriculum	Yes	0%
Foreign Language		Yes	0%
Health	Milestones in Public Health, author Barbara A. DeBuono, MD, MPH		0%
Visual and Performing Arts			0%

Subject	Textbooks and Other Instructional Materials/year of Adoption	From Most Recent Adoption?	Percent Students Lacking Own Assigned Copy
Science Lab Eqpmt (Grades 9- 12)	N/A	N/A	0%

Note: Cells with N/A values do not require data.

Last updated: 2/1/22

School Facility Conditions and Planned Improvements

CharterSafe conducted an audit at ARISE on 12/18/2019.

ARISE is located in a commercial building in the Fruitvale Plaza near BART. As such, the building is inspected annually and maintained up to code by the landlord, Fruitvale Development Corporation. All records are available in the FDC property manager's office on site.

The most recent inspection shows that our school facility is safe, clean and adequate for students and staff needs.

Last updated: 2/1/22

School Facility Good Repair Status

Using the most recently collected Facility Inspection Tool (FIT) data (or equivalent), provide the following:

- Determination of repair status for systems listed
- Description of any needed maintenance to ensure good repair
- The year and month in which the data were collected
- The rate for each system inspected
- The overall rating

Year and month of the most recent FIT report: August 2021

System Inspected	Rating	Repair Needed and Action Taken or Planned
Systems: Gas Leaks, Mechanical/HVAC, Sewer	Good	
Interior: Interior Surfaces	Good	
Cleanliness: Overall Cleanliness, Pest/Vermin Infestation	Good	
Electrical: Electrical	Good	
Restrooms/Fountains: Restrooms, Sinks/Fountains	Good	
Safety: Fire Safety, Hazardous Materials	Good	
Structural: Structural Damage, Roofs	Good	
External: Playground/School Grounds, Windows/Doors/Gates/Fences	Good	

Overall Facility Rate

Year and month of the most recent FIT report: August 2021

Overall Rating	Good
----------------	------

Last updated: 2/1/22

B. Pupil Outcomes

State Priority: Pupil Achievement

The SARC provides the following information relevant to the State priority: Pupil Achievement (Priority 4):

- **Statewide assessments** (i.e., California Assessment of Student Performance and Progress [CAASPP] System includes the Smarter Balanced Summative Assessments for students in the general education population and the California Alternate Assessments [CAAs] for English language arts/literacy [ELA] and mathematics given in grades three through eight and grade eleven. Only eligible students may participate in the administration of the CAAs. CAAs items are aligned with alternate achievement standards, which are linked with the Common Core State Standards [CCSS] for students with the most significant cognitive disabilities).

The CAASPP System encompasses the following assessments and student participation requirements:

1. **Smarter Balanced Summative Assessments and CAAs for ELA** in grades three through eight and grade eleven.
2. **Smarter Balanced Summative Assessments and CAAs for mathematics** in grades three through eight and grade eleven.
3. **California Science Test (CAST) and CAAs for Science** in grades five, eight, and once in high school (i.e., grade ten, eleven, or twelve).

- **SARC Reporting in the 2020–2021 School Year Only**

Where the most viable option, LEAs were required to administer the statewide summative assessments for ELA and mathematics. Where a statewide summative assessment was not the most viable option for the LEA (or for one or more grade-level[s] within the LEA) due to the pandemic, LEAs were allowed to report results from a different assessment that met the criteria established by the State Board of Education (SBE) on March 16, 2021. The assessments were required to be:

- Aligned with CA CCSS for ELA and mathematics;
 - Available to students in grades 3 through 8, and grade 11; and
 - Uniformly administered across a grade, grade span, school, or district to all eligible students.
- **Options:** Note that the CAAs could only be administered in-person following health and safety requirements. If it was not viable for the LEA to administer the CAAs in person with health and safety guidelines in place, the LEA was directed to not administer the tests. There were no other assessment options available for the CAAs. Schools administered the Smarter Balanced Summative Assessments for ELA and mathematics, other assessments that meet the SBE criteria, or a combination of both, and they could only choose one of the following:
 - Smarter Balanced ELA and mathematics summative assessments;
 - Other assessments meeting the SBE criteria; or
 - Combination of Smarter Balanced ELA and mathematics summative assessments and other assessments.
 - **College and Career Ready:** The percentage of students who have successfully completed courses that satisfy the requirements for entrance to

the University of California and the California State University, or career technical education sequences or programs of study.

**CAASPP Test Results in ELA and Mathematics for All Students
Grades Three through Eight and Grade Eleven taking and completing a state-administered assessment**

Percentage of Students Meeting or Exceeding the State Standard

Subject	School 2019- 2020	School 2020- 2021	District 2019- 2020	District 2020- 2021	State 2019- 2020	State 2020- 2021
English Language Arts / Literacy (grades 3-8 and 11)	N/A	N/A	N/A	N/A	N/A	N/A
Mathematics (grades 3-8 and 11)	N/A	N/A	N/A	N/A	N/A	N/A

Note: The 2019–2020 data cells with N/A values indicate that the 2019–2020 data are not available due to the COVID-19 pandemic and resulting summative test suspension. The Executive Order N-30-20 was issued which waived the assessment, accountability, and reporting requirements for the 2019–2020 school year.

Note: The 2020–2021 data cells have N/A values because these data are not comparable to other year data due to the COVID-19 pandemic during the 2020–2021 school year. Where the CAASPP assessments in ELA and/or mathematics is not the most viable option, the LEAs were allowed to administer local assessments. Therefore, the 2020–2021 data between school years for the school, district, state are not an accurate comparison. As such, it is inappropriate to compare results of the 2020–2021 school year to other school years.

Last updated: 2/1/22

**CAASPP Test Results in ELA by Student Group for students taking and completing a state-administered assessment
Grades Three through Eight and Grade Eleven
(School Year 2020—2021)**

Student Group	Total Enrollment	Number Tested	Percent Tested	Percent Not Tested	Percent Met or Exceeded
All Students	90	79	87.78	12.22	35.44
Female	39	36	92.31	7.69	41.67
Male	51	43	84.31	15.69	30.23
American Indian or Alaska Native	--	--	--	--	--
Asian	--	--	--	--	--
Black or African American	--	--	--	--	--
Filipino	--	--	--	--	--
Hispanic or Latino	84	73	86.90	13.10	36.99
Native Hawaiian or Pacific Islander	0	0	0	0	0
Two or More Races	--	--	--	--	--
White	0	0	0	0	0
English Learners	--	--	--	--	--
Foster Youth	0	0	0	0	0
Homeless					
Military	0	0	0	0	0
Socioeconomically Disadvantaged	78	70	89.74	10.26	35.71
Students Receiving Migrant Education Services	0	0	0	0	0
Students with Disabilities	12	12	100.00	0.00	8.33

Note: N/T values indicate that this school did not test students using the CAASPP for ELA.

Note: Double dashes (--) appear in the table when the number of students is ten

or less, either because the number of students in this category is too small for statistical accuracy or to protect student privacy.

Last updated: 2/1/22

**CAASPP Test Results in Mathematics by Student Group for students taking and completing a state-administered assessment
Grades Three through Eight and Grade Eleven
(School Year 2020—2021)**

Student Group	Total Enrollment	Number Tested	Percent Tested	Percent Not Tested	Percent Met or Exceeded
All Students	90	79	87.78	12.22	6.33
Female	39	36	92.31	7.69	0.00
Male	51	43	84.31	15.69	11.63
American Indian or Alaska Native	--	--	--	--	--
Asian	--	--	--	--	--
Black or African American	--	--	--	--	--
Filipino	--	--	--	--	--
Hispanic or Latino	84	73	86.90	13.10	6.85
Native Hawaiian or Pacific Islander	0	0	0	0	0
Two or More Races	--	--	--	--	--
White	0	0	0	0	0
English Learners	--	--	--	--	--
Foster Youth	0	0	0	0	0
Homeless					
Military	0	0	0	0	0
Socioeconomically Disadvantaged	78	70	89.74	10.26	7.14
Students Receiving Migrant Education Services	0	0	0	0	0
Students with Disabilities	12	12	100.00	0.00	0.00

Note: N/T values indicate that this school did not test students using the CAASPP for Mathematics.

Note: Double dashes (--) appear in the table when the number of students is ten

or less, either because the number of students in this category is too small for statistical accuracy or to protect student privacy.

Last updated: 2/1/22

**CAASPP Test Results in Science for All Students
 Grades Five, Eight and High School
 Percentage of Students Meeting or Exceeding the State Standard**

Subject	School 2019- 2020	School 2020- 2021	District 2019- 2020	District 2020- 2021	State 2019- 2020	State 2020- 2021
Science (grades 5, 8, and high school)	N/A	NT	N/A	NT	N/A	28.72

Note: The 2019–2020 data cells with N/A values indicate that the 2019–2020 data are not available due to the COVID-19 pandemic and resulting summative testing suspension. The Executive Order N-30-20 was issued which waived the assessment, accountability, and reporting requirements for the 2019–2020 school year.

Note: For any 2020–2021 data cells with N/T values indicate that this school did not test students using the CAASPP Science.

Last updated: 2/1/22

CAASPP Test Results in Science by Student Group
Grades Five, Eight and High School (School Year 2020—2021)

Student Group	Total Enrollment	Number Tested	Percent Tested	Percent Not Tested	Percent Met or Exceeded
All Students	78	NT	NT	NT	NT
Female	31	NT	NT	NT	NT
Male	47	NT	NT	NT	NT
American Indian or Alaska Native	0	0	0	0	0
Asian	0	0	0	0	0
Black or African American	--	NT	NT	NT	NT
Filipino	--	NT	NT	NT	NT
Hispanic or Latino	75	NT	NT	NT	NT
Native Hawaiian or Pacific Islander	0	0	0	0	0
Two or More Races	--	NT	NT	NT	NT
White	0	0	0	0	0
English Learners	--	NT	NT	NT	NT
Foster Youth	0	0	0	0	0
Homeless					
Military	0	0	0	0	0
Socioeconomically Disadvantaged	73	NT	NT	NT	NT
Students Receiving Migrant Education Services	0	0	0	0	0
Students with Disabilities	--	NT	NT	NT	NT

Note: N/T values indicate that this school did not test students using the CAASPP for Science.

Last updated: 2/1/22

Career Technical Education (CTE) Programs (School Year 2020—2021)

+ WHAT IS THE PUBLIC AND COMMUNITY HEALTH FOR THE PEOPLE PATHWAY??ARISE is committed to building and maintaining healthy communities by providing our students and families, many of which are first generation college-bound, access to college and career pathways in Public & Community Health. We do this by aligning our academic courses to our pathway's theme and offering work-based learning opportunities beyond the classroom to reinforce students' understanding of the Pathway and equip them with the knowledge, skills, and agency needed to be successful leaders and advocates in Public & Community Health.

The standards for the Public and Community Health pathway apply to occupations or functions involved primarily in environmental health, community health and health education, epidemiology, disaster management, and geriatrics. The standards specify the knowledge and skills needed by professionals pursuing careers in this pathway.

+ WHAT ARE THE AGENT OF CHANGE AMBASSADORS? ?Agent of Change Student Ambassadors are the face of the Public and Community Health Pathway while also embodying ARISE's core values of Lead, Build, Persevere, and Respect to act as agents of change in their communities. Agent of Change Ambassadors are leaders and advocates. As an Agent of Change Student Ambassador, students work with the school and its administrators to raise awareness to the Public and Community Health for the People pathway, and to support Linked Learning, both in the classroom and in the community. Learn more about Student Leadership at ARISE.

+ WHAT IS CCARP AND HOW DOES IT CONNECT TO THE PATHWAY??CCARP stands for Collaborative Community Action Research Projects. Each year at ARISE, students engage in cross-curricular Collaborative Projects within their grade level, exploring themes that are connected to the Public & Community Health Pathway. Starting in the 2020-21 school year, these projects will be expanded to incorporate a component of Community Action Research. Thus, CCARP is an integrated grade-level collaborative project that involves research methods and analysis to produce an action plan that addresses a community need. Or more simply:

Collaborative Project + Research Methods + Final Product (Action Plan) for Community Need = CCARP

CCARP provides students with a more rigorous and relevant learning experience during online learning that is both community-centered and culturally responsive. Students will explore topics connected to Public & Community Health in collaboration with their peers, industry professionals, and our community partner organizations. They will then craft their own research question, collect & analyze data, and create & implement an action plan that addresses their chosen issue or subtopic.

+ WHAT IS THE CCARP CONFERENCE??As a part of our ARISE Public & Community Health Pathway, the CCARP conference on January 19, 2021 is a school-wide event where students will have the opportunity to engage with industry professionals & community leaders in various workshops & speaker events to learn more about their CCARP themes and topics!

Sample Course Sequence:

9th Grade: Introduction to Health & Wellness & Freshman Seminar (Success 101)

10th Grade: Biological Science: Biology and Public & Community Health (Intro Course)
 11th Grade: Chemistry in the Community & Intermediate Public & Community Health
 12th Grade: Senior Capstone (Advanced Public Health)

Pathway-Aligned College Courses: Spanish 1A/1B (or other foreign language), Medical Terminology I & II, Nutrition, Career Exploration, Intro to Community Violence Prevention, Communication Skills for Technicians, Anatomy/Physiology
 Work-Based Learning Opportunities: Job Shadowing, Industry Professional Expert Panels, Service Learning Programs and Days, Grade-Level CCARPs, Public & Community Health Internships, Senior Capstone Course & Presentation

Last updated: 2/1/22

Career Technical Education (CTE) Participation (School Year 2020–2021)

Measure	CTE Program Participation
Number of Pupils Participating in CTE	275
Percent of Pupils that Complete a CTE Program and Earn a High School Diploma	100
Percent of CTE Courses that are Sequenced or Articulated Between the School and Institutions of Postsecondary Education	20

Last updated: 2/1/22

Course Enrollment/Completion of University of California (UC) and/or California State University (CSU) Admission Requirements

UC/CSU Course Measure	Percent
2020–2021 Pupils Enrolled in Courses Required for UC/CSU Admission	100.00%
2019–2020 Graduates Who Completed All Courses Required for UC/CSU Admission	100.00%

Last updated: 2/1/22

State Priority: Other Pupil Outcomes

The SARC provides the following information relevant to the State priority: Other Pupil Outcomes (Priority 8):

- Pupil outcomes in the subject area of physical education

California Physical Fitness Test Results (School Year 2020–2021)

Grade Level	Percentage of Students Meeting Four of Six Fitness Standards	Percentage of Students Meeting Five of Six Fitness Standards	Percentage of Students Meeting Six of Six Fitness Standards
5	N/A	N/A	N/A
7	N/A	N/A	N/A
9	--	--	--

Note: Due to the COVID-19 crisis, the Physical Fitness Test was suspended during the 2020–2021 school year and therefore no data are reported.

Last updated: 2/1/22

C. Engagement

State Priority: Parental Involvement

The SARC provides the following information relevant to the State priority:
Parental Involvement (Priority 3):

- Efforts the school district makes to seek parent input in making decisions for the school district and each school site

Opportunities for Parental Involvement (School Year 2021-2022)

Velia Navarro serves as our Family Liason and can be reached at parents@arisehighschool.org. Additional information can be found on our website www.arisehighschool.org.

Families can get involved in a variety of ways, outlined below:

- New to ARISE families are required to attend a 9th grade orientation night prior the start of the school year.
- Families are invited to Back to School Night in the fall to acquaint them with their student's teachers.
- Families are invited to weekly informational meetings to learn about current school events.
- Families are invited to monthly meetings to discuss and plan outreach and ways to get involved in the school.
- Families are required to attend Student Led Conferences either once or twice a year to stay updated on their student's academic progress.
- Families are invited to attend Exhibition Nights two times a year where students present and share their work.

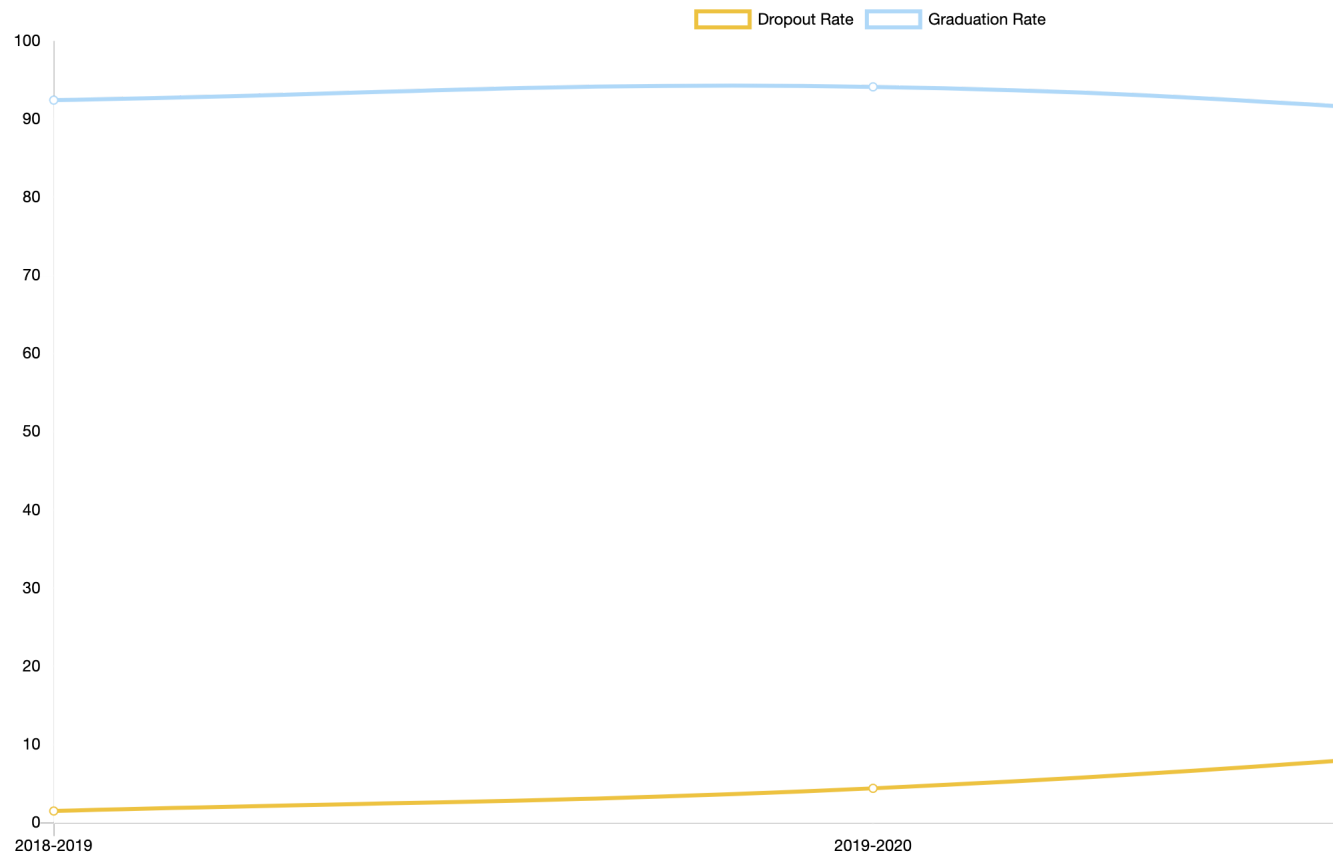
State Priority: Pupil Engagement

The SARC provides the following information relevant to the State priority: Pupil Engagement (Priority 5):

- High school dropout rates; and
- High school graduation rates
- Chronic Absenteeism

Dropout Rate and Graduation Rate (Four-Year Cohort Rate)

Indicator	School 2018-2019	School 2019-2020	School 2020-2021	District 2018-2019	District 2019-2020	District 2020-2021	State 2018-2019	State 2019-2020	State 2020-2021
Dropout Rate	1.50%	4.40%	11.00%	12.60%	11.20%	11.30%	9.00%	8.90%	9.40%
Graduation Rate	92.40%	94.10%	89.00%	76.50%	76.50%	77.10%	84.50%	84.20%	83.60%



**Graduation Rate by Student Group (Four-Year Cohort Rate)
(School Year 2020—2021)**

Student Group	Number of Students in Cohort	Number of Cohort Graduates	Cohort Graduation Rate
All Students	82	73	89.0
Female	29	29	100.0
Male	53	44	83.0
Non-Binary	--	--	--
American Indian or Alaska Native	--	--	83.0
Asian	--	--	--
Black or African American	--	--	--
Filipino	--	--	--
Hispanic or Latino	78	70	89.7
Native Hawaiian or Pacific Islander	--	--	--
Two or More Races	--	--	--
White	--	--	--
English Learners	20	17	85.0
Foster Youth	--	--	--
Homeless	--	--	--
Socioeconomically Disadvantaged	82	73	89.0
Students Receiving Migrant Education Services	--	--	--
Students with Disabilities	11	9	81.8

For information on the Four-Year Adjusted Cohort Graduation Rate (ACGR), visit the CDE Adjusted Cohort Graduation Rate web page at <https://www.cde.ca.gov/ds/ad/acgrinfo.asp>.

Last updated:

**Chronic Absenteeism by Student Group
(School Year 2020—2021)**

Student Group	Cumulative Enrollment	Chronic Absenteeism Eligible Enrollment	Chronic Absenteeism Count	Chronic Absenteeism Rate
All Students	397	392	18	4.6
Female	187	184	8	4.3
Male	210	208	10	4.8
American Indian or Alaska Native	6	6	1	4.8
Asian	1	1	0	0.0
Black or African American	8	8	3	37.5
Filipino	6	6	0	0.0
Hispanic or Latino	369	364	14	3.8
Native Hawaiian or Pacific Islander	0	0	0	0.0
Two or More Races	6	6	0	0.0
White	1	1	0	0.0
English Learners	84	83	7	8.4
Foster Youth	0	0	0	0.0
Homeless	0	0	0	0.0
Socioeconomically Disadvantaged	367	363	17	4.7
Students Receiving Migrant Education Services	0	0	0	0.0
Students with Disabilities	43	43	2	4.7

Last updated:

State Priority: School Climate

The SARC provides the following information relevant to the State priority: School Climate (Priority 6):

- Pupil suspension rates;
- Pupil expulsion rates; and
- Other local measures on the sense of safety

Suspensions and Expulsions

(data collected between July through June, each full school year respectively)

Rate	School 2018- 2019	School 2020- 2021	District 2018- 2019	District 2020- 2021	State 2018- 2019	State 2020- 2021
Suspensions	4.79%	0.00%	4.40%	0.03%	3.47%	0.20%
Expulsions	0.60%	0.00%	0.09%	0.00%	0.08%	0.00%

Note: Data collected during the 2020–21 school year may not be comparable to earlier years of this collection due to differences in learning mode instruction in response to the COVID-19 pandemic.

Suspensions and Expulsions for School Year 2019–2020 Only

(data collected between July through February, partial school year due to the COVID-19 pandemic)

Rate	School 2019-2020	District 2019-2020	State 2019-2020
Suspensions	2.92%	3.64%	2.45%
Expulsions	0.27%	0.07%	0.05%

Note: The 2019–2020 suspensions and expulsions rate data are not comparable to other year data because the 2019–2020 school year is a partial school year due to the COVID-19 crisis. As such, it would be inappropriate to make any comparisons in rates of suspensions and expulsions in the 2019–2020 school year compared to other school years.

Last updated: 2/1/22

**Suspensions and Expulsions by Student Group
(School Year 2020—2021)**

Student Group	Suspensions Rate	Expulsions Rate
All Students	0	0
Female	0	0
Male	0	0
Non-Binary	0	0
American Indian or Alaska Native	0	0
Asian	0	0
Black or African American	0	0
Filipino	0	0
Hispanic or Latino	0	0
Native Hawaiian or Pacific Islander	0	0
Two or More Races	0	0
White	0	0
English Learners	0	0
Foster Youth	0	0
Homeless	0	0
Socioeconomically Disadvantaged	0	0
Students Receiving Migrant Education Services	0	0
Students with Disabilities	0	0

Last updated:

School Safety Plan (School Year 2021-2022)

The ARISE safety plan was last reviewed, updated and discussed with faculty and students in August 2021.

Key elements of the plan include:

- Covid-19 exposure and contact tracing protocol
- Fire/explosion protocol
- Earthquake protocol
- Fight/assault protocol
- Threat assessment protocol
- Intruder/potentially dangerous person protocol
- Active shooter protocol

Clear the halls protocol

Contact information for both internal and external agencies who can support in the event of different crises are available in the Student/Family Handbook.

Last updated: 2/1/22

D. Other SARC information

The information in this section is required to be in the SARC but is not included in the state priorities for LCFF.

Average Class Size and Class Size Distribution (Elementary) School Year 2018—2019

Grade Level	Average Class Size	Number of Classes *1-20	Number of Classes *21-32	Number of Classes 33+
K				
1				
2				
3				
4				
5				
6				
Other**				

* Number of classes indicates how many classes fall into each size category (a range of total students per class).

** "Other" category is for multi-grade level classes.

Average Class Size and Class Size Distribution (Elementary) School Year 2019—2020

Grade Level	Average Class Size	Number of Classes *1-20	Number of Classes *21-32	Number of Classes 33+
K				
1				
2				
3				
4				
5				
6				
Other**				

* Number of classes indicates how many classes fall into each size category (a range of total students per class).

** "Other" category is for multi-grade level classes.

Average Class Size and Class Size Distribution (Elementary) School Year 2020–2021

Grade Level	Average Class Size	Number of Classes *1-20	Number of Classes *21-32	Number of Classes 33+
K				
1				
2				
3				
4				
5				
6				
Other**				

* Number of classes indicates how many classes fall into each size category (a range of total students per class).

** "Other" category is for multi-grade level classes.

Average Class Size and Class Size Distribution (Secondary) (School Year 2018–2019)

Subject	Average Class Size	Number of Classes *1-22	Number of Classes *23-32	Number of Classes 33+
English	21.00	11	4	
Math	20.00	12	7	
Science	22.00	5	5	
Social Science	22.00	11	11	

* Number of classes indicates how many classrooms fall into each size category (a range of total students per classroom). At the secondary school level, this information is reported by subject area rather than grade level.

Average Class Size and Class Size Distribution (Secondary) (School Year 2019–2020)

Subject	Average Class Size	Number of Classes *1-22	Number of Classes *23-32	Number of Classes 33+
English	23.00	5	12	
Math	23.00	4	14	
Science	18.00	6	3	

Subject	Average Class Size	Number of Classes *1-22	Number of Classes *23-32	Number of Classes 33+
Social Science	23.00	8	11	

* Number of classes indicates how many classrooms fall into each size category (a range of total students per classroom). At the secondary school level, this information is reported by subject area rather than grade level.

Average Class Size and Class Size Distribution (Secondary) (School Year 2020–2021)

Subject	Average Class Size	Number of Classes *1-22	Number of Classes *23-32	Number of Classes 33+
English	24.00	5	12	
Math	24.00	8	8	
Science	22.00	2	2	
Social Science	25.00	5	11	

Last updated: 2/1/22

* Number of classes indicates how many classrooms fall into each size category (a range of total students per classroom). At the secondary school level, this information is reported by subject area rather than grade level.

Ratio of Pupils to Academic Counselor (School Year 2020—2021)

Title	Ratio
Pupils to Academic Counselor*	150

Last updated: 12/31/99

* One full time equivalent (FTE) equals one staff member working full time; one FTE could also represent two staff members who each work 50 percent of full time.

Student Support Services Staff (School Year 2020—2021)

Title	Number of FTE* Assigned to School
Counselor (Academic, Social/Behavioral or Career Development)	2.50
Library Media Teacher (Librarian)	0.00
Library Media Services Staff (Paraprofessional)	0.00
Psychologist	0.00
Social Worker	1.00
Nurse	0.00
Speech/Language/Hearing Specialist	0.25
Resource Specialist (non-teaching)	2.00
Other	0.00

Last updated: 12/31/99

* One full time equivalent (FTE) equals one staff member working full time; one FTE could also represent two staff members who each work 50 percent of full time.

Expenditures Per Pupil and School Site Teacher Salaries (Fiscal Year 2019—2020)

Level	Total Expenditures Per Pupil	Expenditures Per Pupil (Restricted)	Expenditures Per Pupil (Unrestricted)	Average Teacher Salary
School Site	\$15569.00	\$6831.00	\$8738.00	\$65484.00
District	N/A	N/A	--	\$68321.00
Percent Difference – School Site and District	N/A	N/A	--	-4.24%
State	N/A	N/A	\$8443.83	\$84665.00

Level	Total Expenditures Per Pupil	Expenditures Per Pupil (Restricted)	Expenditures Per Pupil (Unrestricted)	Average Teacher Salary
Percent Difference – School Site and State	N/A	N/A	3.42%	-25.55%

Last updated: 2/1/22

Note: Cells with N/A values do not require data.

Types of Services Funded (Fiscal Year 2020–2021)

Our instructional model is designed with our community of students in mind. We believe learning occurs when students are fully engaged participants. They are immersed in a challenging college-prep curriculum that emphasizes knowledge of self, critical consciousness and performance assessment.

The curriculum is enacted in with a wide-range of support services including integrated parent support and involvement, an advisory curriculum, socio-emotional counseling, college advising and opportunities for community involvement in service projects, political action and outside research.

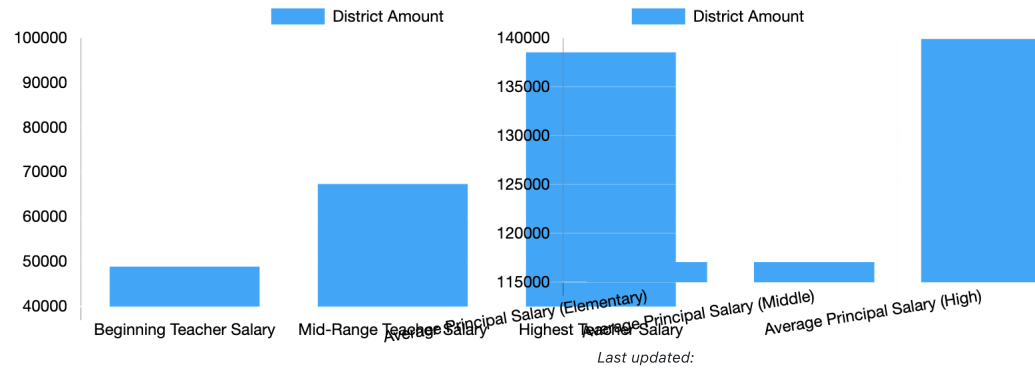
ARISE also provides opportunities for interscholastic sports teams including Boy's and Girl's soccer, volleyball, and basketball.

Last updated: 2/1/22

Teacher and Administrative Salaries (Fiscal Year 2019—2020)

Category	District Amount	State Average For Districts In Same Category
Beginning Teacher Salary	\$48926.00	\$50897.00
Mid-Range Teacher Salary	\$67368.00	\$78461.00
Highest Teacher Salary	\$96755.00	\$104322.00
Average Principal Salary (Elementary)	\$111968.00	\$131863.00
Average Principal Salary (Middle)	\$117064.00	\$137086.00
Average Principal Salary (High)	\$139888.00	--
Superintendent Salary	\$336169.00	\$297037.00
Percent of Budget for Teacher Salaries	29.00%	32.00%
Percent of Budget for Administrative Salaries	8.00%	5.00%

For detailed information on salaries, see the CDE Certificated Salaries & Benefits web page at <https://www.cde.ca.gov/ds/fd/cs/>.



Advanced Placement (AP) Courses (School Year 2020–2021)

Percent of Students in AP Courses 0.00%

Subject	Number of AP Courses Offered*
Computer Science	0
English	0
Fine and Performing Arts	0
Foreign Language	0
Mathematics	0
Science	0
Social Science	0
Total AP Courses Offered*	0.00%

Last updated: 2/1/22

* Where there are student course enrollments of at least one student.

Professional Development

Measure	2019-2020	2020-2021	2021-2022
Number of school days dedicated to Staff Development and Continuous Improvement	45	45	45

Coversheet

Head of School Update

Section: VII. Head of School Update
Item: A. Head of School Update
Purpose: Discuss
Submitted by:
Related Material: February Head of School Presentation.pdf



FEBRUARY

BOARD MEETING

HEAD OF SCHOOL UPDATE

BY KARLA GANDIAGA



AT ARISE HIGH SCHOOL WE STAND IN **SOLIDARITY** WITH THE STUDENTS, TEACHERS, AND FAMILIES AT SFUSD AND ALL OVER THE COUNTRY DEMANDING **SAFER SCHOOLS**.



We are proof that providing their safety demands can be done in a sustainable, scientific, and humanistic manner.

At ARISE we have rapid testing, weekly PCR testing, surgical and KN95 masks, HEPA filters in every room, daily deep cleaning protocols, COVID sick days, independent study, and transparency around positive cases. **All students, staff, and families deserve these conditions.**

COVID-19 UPDATE

- Rapid testing every morning available to anyone returning from quarantine or with symptoms or close contact
- No teachers have had to sub classes
- 125 student cases since Jan
- 21 positive staff since Jan
- Updated protocols
- Independent Study Office Hours
- As of today only 2 cases this week and 9 last week
- Only 6 students in independent studies as of today
- Green light to advisory retreats and SLCs in March



ENROLLMENT 22-23

ARISE HIGH SCHOOL
Authenticity • Rigor • Inspiration • Success • Empowerment

ADMISSION OPEN FOR 2022-23

- Rigorous Academics
Rigor Academico
- Work-Based Learning
Aprendizaje Basado en el Trabajo
- Technical Skills
Habilidades Tecnicas
- Personalized Support
Apoyo Personalizado

MISSION
Our mission at ARISE is to empower our students with the knowledge, skills, and agency to become highly educated, humanizing, critically conscious, intellectual, and reflective leaders in our community.

Apply by Feb 4th 2022
oaklandenrolls.schoolmint.net
In person or by phone

3301 E 12th St, Suite 205, Oakland, CA 94601 • (510) 436-5487 • www.arisehighschool.org

237 Applications Total
215 9th grade
March Lottery

22-23 Projections	Enrollment Goal
9th	108
10th	108
11th	108
12th	102
Total	426



EXPULSION UPDATE AND PROCESS

SUSPENSION	EXPULSION HEARING	OUTCOME
<p>Suspend the student and send the letter of possible expulsion process</p> <p>If the student has an IEP do a Manifestation Meeting</p>	<p>Can be full board or administrative panel. Can be a regular or special board meeting.</p> <p>Hearing allows both sides to bring witnesses.</p> <p>Family can request for the meeting to be open.</p>	<p>Expulsion: Process where we send paperwork to OUSD and student can only go to Community Day</p> <p>No Expulsion: Student can be placed on safety contract and stipulated expulsion.</p>

OUTREACH

Visibility and Marketing

New ARISE video

Edutopia Article

Rogers Family Foundation Highlight

Postcards

Flyers throughout East Oakland

Political Engagement

2 staff members in FIA political training

Students in new Wolf Council

Charter Matters Committee Testimony

OUSD Board Engagement and Testimony



01

Quality of Instruction

- Increased salaries (COLA and additional duties)
- Instructional Coaching
- Professional Development
- Credentialing




2022-2023 BUDGET PRIORITIES



02

Student Support

- Academic Counselors
- Academic Mentors
- EL/Newcomer Program
- EL Ac Mentors
- Discipline Team



ARISE is hiring for next school year!

- Mental Health Clinician
- School Psychologist
- Math Teacher
- Engineering Teacher
- Chemistry Teacher
- Public Health Teacher
- Health Teacher
- Spanish Teacher



Please contact:

jobs@arisehighschool.org

For more career opportunities:

<https://arisehighschool.org/join-our-team>

Coversheet

LCAP

Section: VII. Head of School Update
Item: B. LCAP
Purpose: Discuss
Submitted by:
Related Material: ARISE_LCAPsupplement.pdf
ARISE_LCAP Mid Year Report Slides.pptx

Supplement to the Annual Update to the 2021–22 Local Control and Accountability Plan

Local Educational Agency (LEA) Name	Contact Name and Title	Email and Phone
ARISE High School	Karla Gandiaga, Head of School	karla@arisehighschool.org 510.436.5487

California’s 2021–22 Budget Act, the federal American Rescue Plan Act of 2021, and other state and federal relief acts have provided local educational agencies (LEAs) with a significant increase in funding to support students, teachers, staff, and their communities in recovering from the COVID-19 pandemic and to address the impacts of distance learning on students. The following is a one-time mid-year report to the local governing board or body and educational partners related to engagement on, and implementation of, these Acts.

A description of how and when the LEA engaged, or plans to engage, its educational partners on the use of funds provided through the Budget Act of 2021 that were not included in the 2021–22 Local Control and Accountability Plan (LCAP).

ARISE High School has a long-established foundational principle of meaningful educational partner engagement. These efforts were refined and improved through the Local Control and Accountability Plan (LCAP) development process. Details of how ARISE High School engaged its educational partners on the use of funds for this year throughout 2020-21 can be accessed in the 2021-22 Local Control and Accountability Plan here: <https://drive.google.com/file/d/1B749fJnMak5EmlR5DsxxvA48hl9bXtqZ/view> (p.6-7)

There were no additional funds provided through the Budget Act of 2021 that were not included in the 2021-22 Local Control and Accountability Plan that normally would be included in the LCAP. The Cost-of-Living-Adjustment and additional concentration grant funding were included in the 2021-22 LCAP. Budget forecasts were reviewed in the 10/19/21 and 12/7/21 open public board meetings. The Educator Effectiveness Grant public hearing was held on 10/19/21 and approved at the open public board meeting on 12/7/2021.

A description of how the LEA used, or plans to use, the additional concentration grant add-on funding it received to increase the number of staff who provide direct services to students on school campuses with an enrollment of students who are low-income, English learners, and/or foster youth that is greater than 55 percent.

ARISE High School is a single school LEA, and the school has an enrollment of students who are low-income, English Learners, and/or foster youth that is greater than 55 percent. ARISE High School is using the additional concentration grant add-on funding it received to increase the number of staff who provide direct services to students by hiring additional teacher’s assistants to provide additional direct services to students through daily instructional support in their regular classrooms.

A description of how and when the LEA engaged its educational partners on the use of one-time federal funds received that are intended to support recovery from the COVID-19 pandemic and the impacts of distance learning on pupils.

ARISE High School has a long-established foundational principle of meaningful educational partner engagement. These efforts were refined and improved through the Local Control and Accountability Plan (LCAP) development process. The school's practices have been further enhanced during the pandemic as ARISE High School sought the input and feedback of its educational partner groups from the onset of the pandemic and continuing through the development of the Learning Continuity and Attendance Plan, the 2021-2022 LCAP, Expanded Learning Opportunities Grant and the ESSER III Expenditure Plan.

The following links and page numbers indicate how and when the LEA engaged its education partners in the use of funds received to support recovery for the COVID- 19 Pandemic.

- Local Control and Accountability Plan <https://drive.google.com/file/d/1B749fJnMak5EmlR5DsxvA48hl9bXtqZ/view> (p.6-7)
- ESSER III Expenditure Plan https://drive.google.com/file/d/1vE8Ak0o_ATygg4_ZbVPoOfOJHaqm7LWO/view (p.2)

The ESSER III Expenditure Plan was approved by the governing board at an open public meeting on 10/19/2021.

A description of how the LEA is implementing the federal American Rescue Plan Act and federal Elementary and Secondary School Emergency Relief expenditure plan, and the successes and challenges experienced during implementation.

ARISE High School is successfully implementing efforts to maintain the health and safety of students, educators, and other staff and ensure the continuity of services as required by the federal American Rescue Plan Act with implementation of a robust set of safety protocols and practices including required face coverings, regular health screenings, regular cleaning and disinfection, increased ventilation, and referral of ill students and staff to health care providers for COVID-19 testing. As a result of this work and evidence of our **success**, the school did not have any school-based transmission prior to the Winter Break and has been able to provide continuity of services to the students. One **challenge** has been the additional staff time required to implement the health and safety protocols.

ARISE High School will implement the ESSER III expenditure plan actions beginning in the 2022-23 school year, and as such has no implementation or expenditure progress to report.

A description of how the LEA is using its fiscal resources received for the 2021–22 school year in a manner that is consistent with the applicable plans and is aligned with the LEA's 2021–22 LCAP and Annual Update.

ARISE High School is using the fiscal resources received for the 2021-22 school year with a specific focus on ensuring the academic and social emotional recovery of our students after spending a year or more in a distance learning format. The LCAP (Goal 1, Actions 1-9, p.10-14) prioritizes providing high-quality, standards-aligned instruction with specific supports for our highest need students. Based on our annual update reflections, the plan addresses learning loss through implementation of assessments and a multi-tiered system of academic supports (Goal 1, Action 9, p. 14).

Ensuring our students return to in-person instruction in the safest manner possible, while addressing their social emotional needs is also prioritized in the LCAP this year as outlined in the LCAP Health and Safety action (Goal 2, Action 4, p. 18-19) and the Social Emotional Learning action (Goal 2, Action 6, p.19).

Instructions for the Supplement to the Annual Update for the 2021–22 Local Control and Accountability Plan Year

For additional questions or technical assistance related to the completion of the Supplement to the Annual Update to the 2021–22 Local Control and Accountability Plan (LCAP), please contact the local county office of education (COE), or the California Department of Education’s (CDE’s) Local Agency Systems Support Office, by phone at 916-319-0809 or by email at lcff@cde.ca.gov.

Introduction

California’s 2021–22 Budget Act, the federal American Rescue Plan Act of 2021, and other state and federal relief acts have provided local educational agencies (LEAs) with a significant increase in funding to support students, teachers, staff, and their communities in recovering from the COVID-19 pandemic and to address the impacts of distance learning on students. Section 124(e) of Assembly Bill 130 requires LEAs to present an update on the Annual Update to the 2021–22 LCAP and Budget Overview for Parents on or before February 28, 2022, at a regularly scheduled meeting of the governing board or body of the LEA. At this meeting, the LEA must include all of the following:

- The Supplement to the Annual Update for the 2021–22 LCAP (2021–22 Supplement);
- All available mid-year outcome data related to metrics identified in the 2021–22 LCAP; and
- Mid-year expenditure and implementation data on all actions identified in the 2021–22 LCAP.

When reporting available mid-year outcome, expenditure, and implementation data, LEAs have flexibility to provide this information as best suits the local context, provided that it is succinct and contains a level of detail that is meaningful and accessible for the LEA’s educational partners.

The 2021–22 Supplement is considered part of the 2022–23 LCAP for the purposes of adoption, review, and approval, and must be included with the LCAP as follows:

- The 2022–23 Budget Overview for Parents
- The 2021–22 Supplement
- The 2022–23 LCAP
- The Action Tables for the 2022–23 LCAP
- The Instructions for the LCAP Template

As such, the 2021–22 Supplement will be submitted for review and approval as part of the LEA’s 2022–23 LCAP.

Instructions

Respond to the following prompts, as required. In responding to these prompts, LEAs must, to the greatest extent practicable, provide succinct responses that contain a level of detail that will be meaningful and accessible for the LEA's educational partners and the broader public and must, to the greatest extent practicable, use language that is understandable and accessible to parents.

In responding to these prompts, the LEA has flexibility to reference information provided in other planning documents. An LEA that chooses to reference information provided in other planning documents must identify the plan(s) being referenced, where the plan(s) are located (such as a link to a web page), and where in the plan the information being referenced may be found.

Prompt 1: *“A description of how and when the LEA engaged, or plans to engage, its educational partners on the use of funds provided through the Budget Act of 2021 that were not included in the 2021–22 Local Control and Accountability Plan (LCAP).”*

In general, LEAs have flexibility in deciding what funds are included in the LCAP and to what extent those funds are included. If the LEA received funding through the Budget Act of 2021 that it would have typically included within its LCAP, identify the funds provided in the Budget Act of 2021 that were not included in the LCAP and provide a description of how the LEA has engaged its educational partners on the use of funds. If an LEA included the applicable funds in its adopted 2021–22 LCAP, provide this explanation.

Prompt 2: *“A description of how LEA used, or plans to use, the concentration grant add-on funding it received to increase the number of staff who provide direct services to students on school campuses with an enrollment of students who are low-income, English learners, and/or foster youth that is greater than 55 percent.”*

If LEA does not receive a concentration grant or the concentration grant add-on, provide this explanation.

Describe how the LEA is using, or plans to use, the concentration grant add-on funds received consistent with California *Education Code* Section 42238.02, as amended, to increase the number of certificated staff, classified staff, or both, including custodial staff, who provide direct services to students on school campuses with greater than 55 percent unduplicated pupil enrollment, as compared to schools with an enrollment of unduplicated students that is equal to or less than 55 percent.

In the event that the additional concentration grant add-on is not sufficient to increase the number of staff providing direct services to students at a school with an enrollment of unduplicated students that is greater than 55 percent, describe how the LEA is using the funds to retain staff providing direct services to students at a school with an enrollment of unduplicated students that is greater than 55 percent.

Prompt 3: *“A description of how and when the LEA engaged its educational partners on the use of one-time federal funds received that are intended to support recovery from the COVID-19 pandemic and the impacts of distance learning on pupils.”*

If the LEA did not receive one-time federal funding to support recovery from the COVID-19 pandemic and the impacts of distance learning on students, provide this explanation.

Describe how and when the LEA engaged its educational partners on the use of one-time federal funds it received that are intended to support recovery from the COVID-19 pandemic and the impacts of distance learning on students. See the COVID-19 Relief Funding Summary Sheet web page (<https://www.cde.ca.gov/fq/cr/relieffunds.asp>) for a listing of COVID-19 relief funding and the Federal Stimulus Funding web page (<https://www.cde.ca.gov/fq/cr/>) for additional information on these funds. The LEA is not required to describe engagement that has taken place related to state funds.

Prompt 4: “A description of how the LEA is implementing the federal American Rescue Plan Act and federal Elementary and Secondary School Emergency Relief expenditure plan, and the successes and challenges experienced during implementation.”

If an LEA does not receive ESSER III funding, provide this explanation.

Describe the LEA’s implementation of its efforts to maintain the health and safety of students, educators, and other staff and ensure the continuity of services, as required by the federal American Rescue Plan Act of 2021, and its implementation of the federal Elementary and Secondary School Emergency Relief (ESSER) expenditure plan to date, including successes and challenges.

Prompt 5: “A description of how the LEA is using its fiscal resources received for the 2021–22 school year in a manner that is consistent with the applicable plans and is aligned with the LEA’s 2021–22 LCAP and Annual Update.”

Summarize how the LEA is using its fiscal resources received for the 2021–22 school year to implement the requirements of applicable plans in a manner that is aligned with the LEA’s 2021–22 LCAP. For purposes of responding to this prompt, “applicable plans” include the Safe Return to In-Person Instruction and Continuity of Services Plan and the ESSER III Expenditure Plan.

California Department of Education
November 2021

LCAP Mid-Year Update

ARISE High School
February 8, 2022



Agenda

- 1. Overview of Requirements**
- 2. Updated Budget Overview for Parents and LCAP Mid-Year Expenditures**
- 3. LCAP Actions Implementation, Expenditures, and Outcomes Update**
- 4. Educational Partner Input**



Local Control Accountability Plan (LCAP)

What is it?

A comprehensive state plan required of districts and charter schools that details key goals, actions, and budgeted expenditures.

Focus Area

Explaining how additional funds for higher need student groups (*Low Income, English Learner, and Foster Youth*) are utilized.

LCAP Components 2022-23

1. LCAP Supplement describing how additional funds are being utilized
2. Mid-Year 2021 Annual Update Board Presentation
 - LCAP Supplement
 - Outcomes
 - LCFF Financial Expenditures YTD
 - LCAP Actions Implementation Update


**One-time addition to
LCAP for this year**

3. 2022 LCAP

- Budget Overview for Parents
- Highlights, Successes and Needs, Education Partner Engagement
- 2021-22 Annual Update Actions and Expenditures
- 2022-23 Goals, Outcomes, Actions, Expenditures
- Increased and Improved Services Requirement

**Traditional
LCAP
Components**

One-time Supplement to the LCAP



The Supplement is a one-time mid-year report to the local governing board and educational partners related to engagement on, and implementation of, the actions associated with the additional state and federal funding received to support recovery from COVID-19 and address the impact of lost instructional time.

Updated Budget Overview for Parents

**A concise summary of revenues
and expenditures for this year.**

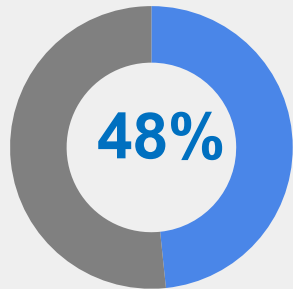
Updated Budget Overview for Parents



Projected General Fund Revenue for the 2021 – 22 School Year	Forecast Amount	Current 2021-22 Budget	Difference
Total LCFF funds	\$4,923,189	\$4,844,208	(\$78,981)
LCFF supplemental & concentration grants	\$1,161,871	\$1,143,232	(\$18,639)
All Other LCFF funds	\$3,761,318	\$3,700,976	(\$60,342)
All other state funds	\$1,138,996	\$1,265,030	\$126,034
All local funds	\$631,793	\$644,760	\$12,967
All federal funds	\$775,661	\$694,377	(\$81,284)
Total Projected Revenue	\$7,469,639	\$7,448,375	(\$21,264)
Total Budgeted Expenditures for the 2021 – 22 School Year	Forecast Amount	Current 21-22 Budget Amount	Difference
Total Budgeted General Fund Expenditures	\$7,373,500	\$7,520,075	\$146,575

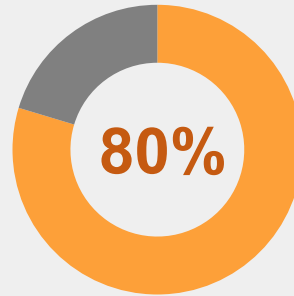
YTD Expenditures by LCAP Goal as of 12/31/21

LCAP Goal 1: Academic Achievement



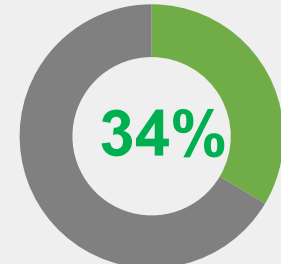
Goal 1 Total Budgeted Expenditures = \$3,403,121

LCAP Goal 2: School Culture



Goal 2 Total Budgeted Expenditures = \$1,096,412

LCAP Goal 3: College & Career Readiness



Goal 3 Total Budgeted Expenditures = \$908,378

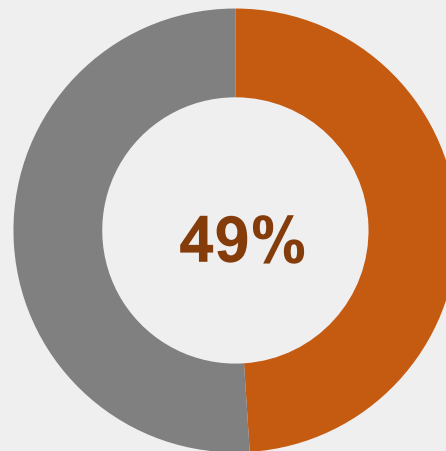
LCAP Goal #	Total 2021-22 LCAP Planned Expenditures (A)	Total LCAP Mid-Year Actual Expenditures (YTD July - Dec/Jan) (B)	% of Mid-Year Expenditures to Planned (Budgeted) Expenditures (B) / (A)	% Planned Expenditures Remaining
1	3,403,121	1,645,663	48%	52%
2	1,096,412	873,438	80%	20%
3	908,378	304,459	34%	66%
Grand Total	5,407,911	2,823,560		

Contributing Expenditures for Increased or Improved Services



Funding expended for services for higher need student groups

2021-22 LCAP Contributing Expenditures for Increased or Improved Services



**Total LCAP Budgeted Contributing Expenditures =
\$1,784,228**

Increased/Improved Services for English Learners, Low Income, and Foster/Homeless Youth



LCAP Actions Implementation, Expenditures, and Outcomes Update

Goal 1: Academic Achievement

LCAP Actions Mid-Year Implementation Update

2021-22 LCAP Goal #	2021-22 LCAP Action #	2021-22 Action/Service Title	Budgeted Amount	2021-22 Total Actual Mid-Year LCAP Expenditures (YTD July - Dec)	Status
1	1	Curriculum & Instructional Materials	\$240,000	\$215,918	In Progress
1	2	Teacher Effectiveness	\$5,000	\$0	In Progress
1	3	Instructional Model	\$1,785,000	\$667,632	In Progress
1	4	Professional Development	\$55,750	\$25,435	In Progress
1	5	Data Driven Instruction	\$28,800	\$9,485	In Progress
1	6	English Language Development	\$256,886	\$153,865	In Progress
1	7	Summer School	\$12,000	\$12,000	In Progress
1	8	Special Education	\$354,038	\$193,192	In Progress
1	9	Response to Intervention	\$655,647	\$368,136	In Progress

Goal 1: Academic Achievement

LCAP Actions Mid-Year Outcomes Update

METRICS	BASELINE	GOAL 2023-24	February Update Outcome
CAASPP ELA: Distance from Standard for all students and all statistically significant subgroups	2018-19 CAASPP ELA DFS: All students: 20.4 SED: 20.7 EL: -55.2 Hispanic/Latinx: 19.6	All students: 28 SED: 28 EL: -40 HI: 28	2021 CAASPP ELA All: -28 SED: -23 EL: * (fewer than 11 tested) HI: -24
CAASPP Math: Distance from Standard for all students and all statistically significant subgroups	2018-19 CAASPP Math DFS: All students: -108 SED: -105.2 EL: -155.4 Hispanic/Latinx: -112.3	All students: -65 SED: -65 EL: -90 HI: -65	2021 CAASPP Math All: -130 SED: -131 EL: * (fewer than 11 tested) HI: -128
% of ELs who make annual progress in English fluency as measured by the ELPAC	2018-19: 53.5%	60%	Level 3 or 4: 33.3% Proficient: 12.5% ELPI not provided for 2021
EL Reclassification Rate	2019-20: 42.3%	50%	3.10%

Mid-Year NWEA MAP data not yet available

Goal 1: Academic Achievement

LCAP Actions Mid-Year Outcomes Update

METRICS	BASELINE	GOAL 2023-24	February Update Outcome
Youth Truth Student Survey: The degree to which students feel that they are being challenged by their coursework and teachers.	2020: 3.63	4	No Mid-Year Data Available
% of teachers fully credentialed and appropriately placed and correctly assigned	2019-20 65% fully credentialed 8 teachers of EL's misassigned	100%	2020-21: 68% fully credentialed 0 teachers of ELs misassigned
% of students have access to their own copies of standards-aligned instructional materials for use at school and at home	100%	100%	100%
Implementation of all adopted standards, including ELD standards and CTE model standards) AND access to broad course of study	Met	Met	100%

Goal 2: School Culture

LCAP Actions Mid-Year Implementation Update

2021-22 LCAP Goal #	2021-22 LCAP Action #	2021-22 Action/Service Title	Budgeted Amount	2021-22 Total Actual Mid-Year LCAP Expenditures (YTD July - Dec)	Status
2	1	Restorative Justice Model	\$98,193	\$49,342	In Progress
2	2	Positive School Culture	\$98,193	\$49,342	In Progress
2	3	Attendance Initiatives	\$50,500	\$22,641	In Progress
2	4	Health & Safety	\$480,299	\$558,443	In Progress
2	5	Enrichment	\$160,000	\$90,986	In Progress
2	6	Social Emotional Learning	\$159,767	\$77,954	In Progress
2	7	Wraparound Services	\$ -	\$ -	In Progress
2	8	Parent Engagement	\$49,460	\$24,730	In Progress

Goal 2: School Culture

LCAP Actions Mid-Year Outcomes Update

METRICS	BASELINE	GOAL 2023-24	February Update Outcome
Average daily attendance rates	2020-21: 97.95%	95%	88.06% (P1 2021-22)
Chronic Absence Rate for all students and all numerically significant subgroups	2018-19: All students: 20.8% SED: 20.2% EL: 24% SWD: 36.1% Hispanic/Latinx: 20.5%	<10%	All Students 2021-22: 26.85%
Suspension Rate for all students and all numerically significant subgroups	2019-20: All Students: 1.9% SED: 2.2% EL: 7.3% SWD: 0% African American/Black: 0% Hispanic/Latinx: 2%	<1%	All Students 2021-22: 3.16%
Expulsion Rate for all students and all numerically significant subgroups	2019-20: All Students: 0.3% SED: 0.3% EL: 0% SWD: 0% African American/Black: 0% Hispanic/Latinx: 0.3%	0%	All Students 2021-22: 0.24%

Goal 2: School Culture

LCAP Actions Mid-Year Outcomes Update

METRICS	BASELINE	GOAL 2023-24	February Update Outcome
HS 4-Year Cohort Dropout Rate for all students and all numerically significant subgroups Source: DataQuest	2019-20: All students 4.4% SED: 4.5% EL: 6.7% Hispanic/Latinx: 4.8%	<2%	2020-21 All: 11.0% HI: 10.3% EL: 15.0% SWD: 18.2%
School Facilities in Good repair Source: Annual FIT survey	Overall Good Repair	Overall Good Repair	Overall Good Repair
% parents attending two student-led conferences annually Source: Parent/Teacher/Student conference attendance logs	Baseline 95% for S1 96% for S2	98% for both semesters	2021-22 S1: 95%
% of families responding to family survey	Fall 2020: 13% Spring 2021: 10%	50%	Fall 2021: 11%

Mid-Year Survey data not available

Goal 3: College & Career Readiness

LCAP Actions Mid-Year Implementation Update

2021-22 LCAP Goal #	2021-22 LCAP Action #	2021-22 Action/Service Title	Budgeted Amount	2021-22 Total Actual Mid-Year LCAP Expenditures (YTD July - Dec)	Status
3	1	CTE Standards Integration	\$7,000	\$3,500	In Progress
3	2	College & Career Counseling	\$457,378	\$147,833	In Progress
3	3	Work-Based Learning	\$87,000	\$17,942	In Progress
3	4	Pathway Coordination	\$103,000	\$46,120	In Progress
3	5	Pathway Mentoring & Support	\$131,000	\$53,110	In Progress
3	6	College & Career Student Presentations	\$15,000	\$ -	In Progress
3	7	Capstone Defense	\$0	\$ -	In Progress
3	8	Public & Community Health Coursework	\$90,000	\$35,954	In Progress
3	9	Public Health Speaker Series	\$3,000	\$ -	In Progress
3	10	Student Stipend Internships	\$15,000	\$ -	In Progress

Goal 3: College & Career Readiness

LCAP Actions Mid-Year Outcomes Update

METRICS	BASELINE	GOAL 2023-24	February Update Outcome
% of students who graduate with UC/CSU eligibility	2019-20: 100% (Dataquest)	100%	2020-21 All: 100% HI: 100% EL: 100% SWD: 100% SED: 100%
% of students who are college ready in ELA as measured by the UC/CSU Early Assessment Program (EAP)	All Students 2018-19 % of students Ready or Conditionally Ready: 66.7% SED 2018-19 % of students Ready or Conditionally Ready: 64.3% Hispanic/Latino 2018-19 % of students Ready or Conditionally Ready: 66.7%	80%	2021 All: 36% HI: 34% SWD: 8% SED: 37%
% of students who are college ready in math as measured by the UC/CSU Early Assessment Program (EAP)	All Students 2018-19 % of students Ready or Conditionally Ready: 7.8% SED 2018-19 % of students Ready or Conditionally Ready: 9.3% Hispanic/Latino 2018-19 % of students Ready or Conditionally Ready: 6.9%	50%	2021 All: 5% HI: 6% SWD: 0% SED: 6%

Goal 3: College & Career Readiness

LCAP Actions Mid-Year Outcomes Update

METRICS	BASELINE	GOAL 2023-24	February Update Outcome
% of students who apply to one or more CSU	2020: 60%	100%	99%
% of students who are accepted to a four-year college or university	2020: 47%	85%	No Mid-Year Data Available
% of seniors who have completed a pathway internship	2020: 90%	100%	On track for 100%
% of students who demonstrate mastery of 21st century skills as measured by completion of 10th grade bridge presentation and senior seminar capstone defense	2020: 70%	95%	On track for 100%
% Career technical education (CTE) pathway completers	2020: 70%	100%	On track for 100%
% of graduating students who have completed 2+ college courses via concurrent and dual enrollment opportunities	2020: 57%	100%	On track for 95%

Coversheet

Updated Attendance Policy

Section: VII. Head of School Update
Item: C. Updated Attendance Policy
Purpose: Vote
Submitted by:
Related Material: ARISE Classroom-Based Attendance Policy.docx.pdf
ARISE Voluntary Student Withdrawal Form.docx.pdf

Board Policy #: 2022208
 Adopted/Ratified: 2/8/22
 Revision Date:N/A



ARISE HIGH SCHOOL

Authenticity • Rigor • Inspiration • Success • Empowerment

CLASSROOM-BASED ATTENDANCE POLICY

It is the intent of the Board of Directors (“Board”) of ARISE High School (the “Charter School”) to ensure that students attend school every day on time. Consistent school attendance is critical to school success. Being present for classroom instructional time is essential for students to reach their goals and achieve their dreams. Chronic absenteeism has been linked to an increased likelihood of poor academic performance, disengagement from school and behavior problems.

Definitions

- “*Tardy*”: The Charter School starts at 8:30AM. Students shall be classified as tardy if the student arrives after that time.
- “*Unexcused Absence*”: A student shall have an unexcused absence if the student is absent or is tardy for more than thirty (30) minutes without a valid excuse.
- “*Truant*”: A student shall be classified as a truant if the student is absent from school without a valid excuse three (3) full days in one school year, or if the student is tardy or absent for more than any 30-minute period during the school day without a valid excuse on three (3) occasions in one school year, or any combination thereof. Any student who has once been reported as a truant and who is again absent from school without valid excuse one or more days, or tardy on one or more days, shall again be deemed a truant. Such students shall be reported to the Head of School or designee.
- “*Habitual Truant*”: A student shall be classified as a habitual truant if the student is reported for truancy three (3) or more times within the same school year. This generally occurs when the student is absent from school without a valid excuse for five (5) full days in one school year or if the student is tardy or absent for more than any 30-minute period during the school day without a valid excuse on five (5) occasions in one school year, or any combination thereof.
- “*Chronic Truant*”: A student shall be classified as a chronic truant if the student is absent from school without a valid excuse for ten (10) percent or more of the school days in one school year, from the date of enrollment to the current date.
- “*School Attendance Review Team (“SART”)*”: The SART panel will be composed of the grade level Academic Counselor, a school administrator, and a student support case manager or advisor. The SART panel will discuss the absence problem with the student’s parent/guardian to work on solutions, develop strategies, discuss appropriate support

Board Policy #: 2022208

Adopted/Ratified: 2/8/22

Revision Date:N/A

services for the student and student's family, and establish a plan to resolve the attendance issue.

1. The SART panel shall direct the parent/guardian that no further unexcused absences or tardies can be tolerated.
2. The parent/guardian shall be required to sign a contract formalizing the agreement by the parent/guardian to improve the child's attendance or face additional administrative action. The contract will identify the corrective actions required in the future, and indicate that the SART panel shall have the authority to order one or more of the following consequences for non-compliance with the terms of the contract:
 - a. Parent/guardian to attend school with the child for one day
 - b. Student retention
 - c. After school detention program
 - d. Required school counseling
 - e. Loss of field trip privileges
 - f. Loss of school store privileges
 - g. Loss of off campus activities privileges
 - h. Loss of school event privileges
 - i. Mandatory Saturday school
 - j. Required remediation plan as set by the SART
 - k. Notification to the County District Attorney
3. The SART panel may discuss other school placement options.
4. Notice of action recommended by the SART will be provided in writing to the parent/guardian.

Excused Absences for Classroom Based Attendance

Absence from school shall be excused only for health reasons, family emergencies and justifiable personal reasons, as required by law or permitted under this Attendance Policy.

A student's absence shall be excused for the following reasons:

1. Personal illness.
2. Quarantine under the direction of a county or city health officer.
3. Medical, dental, optometric, or chiropractic appointments:
 - a. Students in grades 9-12, inclusive, may be excused from school for the purpose of obtaining confidential medical services without the consent of the student's parent or guardian.

Board Policy #: 2022208

Adopted/Ratified: 2/8/22

Revision Date:N/A

4. Attendance at funeral services for a member of the student's immediate family:
 - a. Excused absence in this instance shall be limited to one (1) day if the service is conducted in California or three (3) days if the service is conducted out of state.
 - b. "Immediate family" shall be defined as parent or guardian, grandparent, spouse, son/son-in-law, daughter/daughter-in-law, brother, sister or any other relative living in the student's household.
5. Participation in religious instruction or exercises as follows:
 - a. The student shall be excused for this purpose on no more than four (4) school days per month.
6. For the purposes of jury duty in the manner provided for by law.
7. Due to the illness or medical appointment during school hours of a child of whom the student is the custodial parent, including absences to care for a sick child. (The Charter School does not require a note from the doctor for this excusal).
8. To permit the student to spend time with an immediate family member who is an active duty member of the uniformed services, as defined in Education Code section 49701, and has been called to duty for, is on leave from, or has immediately returned from, deployment to a combat zone or combat support position. Absences granted pursuant to this paragraph shall be granted for a period of time to be determined at the discretion of the Charter School.
9. For the purpose of serving as a member of a precinct board for an election pursuant to Election Code section 12302.
10. Attendance at the student's naturalization ceremony to become a United States citizen.
11. Authorized parental leave for a pregnant or parenting student for up to eight (8) weeks, which may be extended if deemed medically necessary by the student's physician.
12. Authorized at the discretion of the Head of School or designee, based on the facts of the student's circumstances, are deemed to constitute a valid excuse.
13. A student who holds a work permit to work for a period of not more than five (5) consecutive days in the entertainment or allied industries shall be excused from school during the period that the student is working in the entertainment or allied industry for a maximum of up to five (5) absences per school year subject to the requirements of Education Code section 48225.5.

Board Policy #: 2022208

Adopted/Ratified: 2/8/22

Revision Date:N/A

14. In order to participate with a not-for-profit performing arts organization in a performance for a public-school student audience for a maximum of up to five (5) days per school year provided the student's parent or guardian provides a written note to the school authorities explaining the reason for the student's absence.

15. For the following justifiable personal reasons for a maximum of five (5) school days per school year, upon advance written request by the student's parent or guardian and approval by the Head of School or designee pursuant to uniform standards:
 - a. Appearance in court.
 - b. Observance of a holiday or ceremony of the pupil's religion.
 - c. Attendance at religious retreats.
 - d. Attendance at an employment conference.
 - e. Attendance at an educational conference on the legislative or judicial process offered by a nonprofit organization.

A student who is absent due to an excused absence will be allowed to complete all assignments and tests missed during the excused absence that can be reasonably provided and will receive full credit upon satisfactory completion within a reasonable period of time. The teacher of the class from which a student is absent shall determine which tests and assignments are reasonably equivalent to, but not necessarily identical to, the tests and assignments that the student missed during the excused absence.

Method of Verification

When a student who has been absent returns to school, the student must present a satisfactory explanation verifying the reason for the absence. The following methods may be used to verify student absences:

1. Signed, written note from the student's parent/guardian or parent representative.

2. Conversation, in person or by telephone, between the verifying employee and the student's parent/guardian or parent representative. The employee shall subsequently record the following:
 - a. Name of student;
 - b. Name of parent/guardian or parent representative;
 - c. Name of verifying employee;
 - d. Date or dates of absence; and
 - e. Reason for absence.

3. Visit to the student's home by the verifying employee, or any other reasonable method, which establishes the fact that the student was absent for the reasons stated. A written recording shall be made, including the information outlined above.

4. Healthcare provider verification:

Board Policy #: 2022208

Adopted/Ratified: 2/8/22

Revision Date:N/A

- a. When excusing students for confidential medical services or verifying such appointments, Charter School staff shall not ask the purpose of such appointments but may contact a medical office to confirm the time of the appointment.
- b. A healthcare provider's note of illness will be accepted for any reported absence. When a student has had fourteen (14) absences in the school year for illness verified by methods listed in #1-#3 above without a healthcare provider's note, any further absences for illness must be verified by a healthcare provider.

Insofar as class participation is an integral part of students' learning experiences, parents/guardians and students shall be encouraged to schedule medical appointments during non-school hours.

Students should not be absent from school without their parents/guardians' knowledge or consent except in cases of medical emergency or for students in grades 7-12, inclusive, who may be excused from school for the purpose of obtaining confidential medical services without the consent of the student's parent or guardian.

Unexcused Absences/Truancy for Classroom Based Attendance

The Head of School, or designee, shall implement positive steps to reduce truancy, including working with the family in an attempt to resolve the attendance problem. A student's progress and learning may be affected by excessive unexcused absences. In addition, the Charter School is fiscally dependent on student attendance and is negatively impacted by excessive unexcused absences. If all attempts to resolve the student's attendance problem are unsuccessful, the Charter School will implement the processes described below.

Process for Addressing Truancy

1. Each of the first two (2) unexcused absences or unexcused tardies over 30 minutes will result in a call home to the parent/guardian by the Head of School or designee. The student's classroom teacher may also call home.
2. Each of the third (3rd) and fourth (4th) unexcused absences or unexcused tardies over 30 minutes will result in a call home to the parent/guardian by the Head of School or designee. In addition, the student's classroom teacher may also call home and/or the Charter School may send the parent an e-mail notification. In addition, upon reaching three (3) full day unexcused absences or unexcused tardies over 30 minutes in a school year, the parent/guardian will receive "**Truancy Letter #1 – Truancy Classification Notice**" from the Charter School notifying the parent/guardian of the student's "Truant" status. This letter must be signed by the parent/guardian and returned to the Charter School. This letter shall also be accompanied by a copy of this Attendance Policy. This letter, and all subsequent letter(s) sent home, shall be sent by Certified Mail, return receipt requested, or some other form of mail that can be tracked. For certified mailed that gets returned to the school, we will make a copy of the envelope and have the family

Board Policy #: 2022208

Adopted/Ratified: 2/8/22

Revision Date:N/A

pick it up from the school. This letter shall be re-sent after a fourth (4th) unexcused absence.

3. Upon reaching five (5) full day unexcused absences or unexcused tardies over 30 minutes, the parent/guardian will receive **“Truancy Letter #2 – Habitual Truant Classification Notice and Conference Request,”** notifying the parent/guardian of the student’s “Habitual Truant” status and a parent/guardian conference will be scheduled to review the student’s records and develop an intervention plan/contract with the grade level academic counselor.
4. Upon reaching six (6) unexcused absences or unexcused tardies over 30 minutes, the parent/guardian will receive a **“Truancy Letter #3 – Referral to SART Meeting”** and the student will be referred to a Student Success Team (SST) and the SART.
5. If the conditions of the SART contract are not met, the student may incur additional administrative action up to and including disenrollment from the Charter School, consistent with the Involuntary Removal Process described below. If the student is disenrolled after the Involuntary Removal Process has been followed, notification will be sent within thirty (30) days to the student’s last known school district of residence.
6. For all communications set forth in this process, the Charter School will use the contact information provided by the parent/guardian in the registration packet. It is the parent’s or guardian’s responsibility to update the Charter School with any new contact information.
7. If a student is absent ten (10) or more consecutive school days without valid excuse and the student’s parent/guardian cannot be reached at the number or address provided in the registration packet and does not otherwise respond to the Charter School’s communication attempts, as set forth above, the student will be in violation of the SART contract, and the SART panel will recommend that the student be disenrolled in compliance with the Involuntary Removal Process described below. The Involuntary Removal Process can be started immediately upon the Charter School receiving documentation of the student’s enrollment and attendance at another public or private school (i.e., a CALPADS report).

Process for Students Who Are Not in Attendance at the Beginning of the School Year

When a student is not in attendance on the first five (5) days of the school year, the Charter School will attempt to reach the student’s parent/guardian on a daily basis for each of the first five (5) days to determine whether the student has an excused absence, consistent with the process outlined in this policy. If the student has a basis for an excused absence, the student’s parent/guardian must notify the Charter School of the absence and provide documentation consistent with this policy. However, consistent with process below, students who are not in attendance by the sixth (6th) day of the school year due to an unexcused absence will be disenrolled from the Charter School roster after following the Involuntary Removal Process described below, as it will be assumed that the student has chosen another school option.

Board Policy #: 2022208

Adopted/Ratified: 2/8/22

Revision Date:N/A

1. Students who are not in attendance on the first (1st) day of the school year will be contacted by phone to ensure their intent to enroll in the Charter School.
2. Students who have indicated their intent to enroll but have not attended by the third (3rd) day of the school year and do not have an excused absence will receive a letter indicating the student's risk of disenrollment.
3. Students who have indicated their intent to enroll but have not attended by the fifth (5th) day of the school year and do not have an excused absence will receive a phone call reiterating the content of the letter.
4. Students who are not in attendance by the sixth (6th) day of the school year and do not have an excused absence will receive an Involuntary Removal Notice and the CDE Enrollment Complaint Notice and Form. The Charter School will follow the Involuntary Removal Process described below, which includes an additional five (5) schooldays for the parent/guardian to respond to the Charter School and request a hearing before disenrollment.
5. The Involuntary Removal Process can be started immediately upon the Charter School receiving documentation of the student's enrollment and attendance at another public or private school (i.e., a CALPADS report).
6. The Charter School will use the contact information provided by the parent/guardian in the registration packet.
7. Within thirty (30) calendar days of disenrollment, the Charter School will send the student's last known school district of residence a letter notifying it of the student's failure to attend the Charter School.

Voluntary Withdrawal

The parent/guardian of a student may voluntarily withdraw their student from the Charter School. Upon notice of intent to voluntarily withdraw, the Charter School may ask the parent/guardian to complete a Student Voluntary Withdrawal Form.

Involuntary Removal Process

No student shall be involuntarily removed by the Charter School for any reason unless the parent or guardian of the student has been provided written notice of the Charter School's intent to remove the student ("Involuntary Removal Notice"). The Involuntary Removal Notice must be provided to the parent or guardian no less than five (5) school days before the effective date of the proposed disenrollment date.

Board Policy #: 2022208

Adopted/Ratified: 2/8/22

Revision Date:N/A

The written notice shall be in the native language of the student or the student's parent or guardian or, if the student is a foster child or youth or a homeless child or youth, the student's educational rights holder. The Involuntary Removal Notice shall include:

1. The charges against the student
2. An explanation of the student's basic rights including the right to request a hearing before the effective date of the action
3. The CDE Enrollment Complaint Notice and Form

The hearing shall be consistent with the Charter School's expulsion procedures. If the student's parent, guardian, or educational rights holder requests a hearing, the student shall remain enrolled and shall not be removed until the Charter School issues a final decision. As used herein, "involuntarily removed" includes disenrolled, dismissed, transferred, or terminated, but does not include suspensions or expulsions pursuant to the Charter School's suspension and expulsion policy.

Upon a parent's or guardian's request for a hearing, the Charter School will provide notice of hearing consistent with its expulsion hearing process, through which the student has a fair opportunity to present testimony, evidence, and witnesses and confront and cross-examine adverse witnesses, and at which the student has the right to bring legal counsel or an advocate. The notice of hearing shall be in the native language of the student or the student's parent or guardian or, if the student is a foster child or youth or a homeless child or youth, the student's educational rights holder and shall include a copy of the Charter School's expulsion hearing process.

If the parent/guardian is nonresponsive to the Involuntary Removal Notice, the student will be disenrolled as of the effective date set forth in the Involuntary Removal Notice. If parent/guardian requests a hearing and does not attend on the date scheduled for the hearing, the student will be disenrolled effective the date of the hearing.

If as a result of the hearing the student is disenrolled, notice will be sent to the student's last known school district of residence within thirty (30) calendar days.

A hearing decision not to disenroll the student does not prevent the Charter School from making a similar recommendation in the future should student truancy continue or re-occur.

Referral to Appropriate Agencies or County District Attorney

It is the Charter School's intent to identify and remove all barriers to the student's success, and the Charter School will explore every possible option to address student attendance issues with the family. For any unexcused absence, the Charter School may refer the family to appropriate school-based and/or social service agencies.

If a student's attendance does not improve after a SART contract has been developed according to the procedures above, or if the parents/guardians fail to attend a required SART meeting, the

Board Policy #: 2022208

Adopted/Ratified: 2/8/22

Revision Date:N/A

Charter School shall notify the County District Attorney's office, which then may refer the matter for prosecution through the court system. Students twelve (12) years of age and older may be referred to the juvenile court for adjudication.

Non-Discrimination

These policies will be enforced fairly, uniformly, and consistently without regard to the characteristics listed in Education Code section 220 (actual or perceived disability, gender, gender identity, gender expression, nationality, race or ethnicity, religion, sexual orientation, or any other characteristic that is contained in the definition of hate crimes set forth in Penal Code section 422.55, including immigration status, pregnancy, or association with an individual who has any of the aforementioned characteristics).

Reports

The Head of School, or designee, shall gather and make an annual report to the Board the number of absences both excused and unexcused as well as students who are truant, and the steps taken to remedy the problem.



ARISE HIGH SCHOOL
Authenticity • Rigor • Inspiration • Success • Empowerment

Student Voluntary Withdrawal Form

_____ Student Name _____ Grade _____ Date of Birth _____

_____ Address _____ City _____ Zip _____ Phone _____

Student Medication to Recover from Office: _____

Student's Last Date of Attendance: _____

Name and District of New School: _____

Address of New School if Out of State: _____

New Residence Address: _____

Reason for Voluntary
Withdrawal: _____

By my signature below, I [Insert Parent Name], confirm that I have chosen to voluntarily withdraw my child [Insert Student Name] from enrollment at [Insert Charter School] effective on the date of my signature and as indicated above. I further acknowledge and agree that my decision to withdraw my child from enrollment at [Insert Charter School] was made voluntarily and without any encouragement or prompting of any kind by [Insert Charter School].

Parent/Guardian Signature
[Insert Parent Name]

Date

This Form Must be Completed Prior to the Release of Student's Transcripts & Cumulative Records

This Form Must be Completed Prior to the Release of Student's Transcripts & Cumulative Records

For Office Use Only –

Textbooks / Materials Returned: _____

Fees Owed: _____

Today's Date: _____

Head of School
