



ARISE High School

Board Meeting

Amended on October 19, 2021 at 3:54 PM PDT

Date and Time

Tuesday October 19, 2021 at 6:00 PM PDT

Location

3301 E 12th St UNIT 200 Classroom 119 and Head of School Office, Oakland, CA 94601

Additional Locations:

2625 Thousand Oaks Boulevard Memphis, TN 38118

35-310 Weloka Road Papa'aloa, HI 96780

966 62nd St. Oakland CA 94608

2801 Piedmont Ave, Berkeley 94705

715 Arthur Drive San Leandro ca 94577

Agenda

	Purpose	Presenter	Time
I. Opening Items			6:00 PM
A. Record Attendance			1 m
B. Call the Meeting to Order			1 m
II. Public Comment			
III. Consent Calendar			6:02 PM
A. Resolution to Continue Remote Meetings in Accordance with AB 361	Vote	Julie Obbard	1 m
B. Approve Minutes (Board Retreat and 10/13)	Approve Minutes	Maria Arechiga	1 m
C. Approve Check Register	Vote	Karla Gandiaga	1 m

	Purpose	Presenter	Time
IV. Finance			6:05 PM
A. EdTec Financial Presentation: ESSER III Expenditure Plan	Vote	Karla Gandiaga	10 m
B. Educator Effectiveness Grant Plan Public Hearing	Discuss	Karla Gandiaga	5 m
V. Academic Excellence Committee Update			6:20 PM
A. Review Math and Literacy Assessment Data	Discuss	Chris and Trevor	10 m
B. Priority Plan Update	Discuss	Chris and Trevor	5 m
VI. Discussion Items			6:35 PM
A. Head of School Update	Discuss	Karla Gandiaga	15 m
B. Development Update	Discuss	Jenna Stauffer	10 m
VII. Governance			7:00 PM
A. Board Chair Vote	Vote	Dave Bryson	5 m
Motion to approve Julie Obbard as ARISE Board Chair for 2021-2022 school year.			
B. Governance Committee Update	Discuss	Dave Bryson	5 m
C. Local Indicators	Vote	Karla Gandiaga	5 m
VIII. Closed Session: Public Employee Performance Evaluation (§ 54957) for Karla Gandiaga			
IX. Closing Items			
A. Adjourn Meeting	Vote		

This legislative body conducts business under the meeting requirements of the Ralph M. Brown Act.

MEETING AGENDA & RELATED MATERIALS

Agendas for regular board meetings as defined by the Brown Act will be posted at the meeting site and the legislative body's website, if applicable, 72 hours prior to the start of the meeting. Agendas for special meetings as defined by the Brown Act will be posted at the meeting site and the legislative body's website, if applicable, 24 hours prior to the start of the meeting. Materials relating to an agenda topic that is a matter of public record in open session, will be made available for public inspection 72 hours prior to the start of the meeting, or, alternatively, when the materials are distributed to at least a majority of board members.

THE ORDER OF BUSINESS MAY BE CHANGED WITHOUT NOTICE

Notice is hereby given that the order of consideration of matters on this agenda may be changed without prior notice.

REASONABLE LIMITATIONS MAY BE PLACED ON PUBLIC TESTIMONY

The Governing Board's presiding officer reserves the right to impose reasonable time limits on public testimony to ensure that the agenda is completed.

SPECIAL PRESENTATIONS MAY BE MADE

Notice is hereby given that, consistent with the requirements of the Bagley-Keene Open Meeting Act, special presentations not mentioned in the agenda may be made at this meeting. However, any such presentation will be for information only.

REASONABLE ACCOMMODATION WILL BE PROVIDED FOR ANY INDIVIDUAL WITH A DISABILITY

Pursuant to the Rehabilitation Act of 1973 and the Americans with Disabilities Act of 1990, any individual with a disability who requires reasonable accommodation to attend or participate in this meeting may request assistance by contacting ARISE High School, 3301 E. 12th Suite 205, Oakland, CA; telephone: (510) 436-5487.

FOR MORE INFORMATION

For more information concerning this agenda or for materials relating to this meeting, please contact ARISE High School, 3301 E. 12th Suite 205, Oakland, CA; telephone: (510) 436-5487.

Cover Sheet

Approve Minutes (Board Retreat and 10/13)

Section: III. Consent Calendar
Item: B. Approve Minutes (Board Retreat and 10/13)
Purpose: Approve Minutes
Submitted by:
Related Material: Minutes for ARISE Board Meeting on October 13, 2021
2021_09_10_board_retreat_minutes.pdf

DRAFT



ARISE High School

Minutes

ARISE Board Meeting

Date and Time

Wednesday October 13, 2021 at 4:30 PM

Location

<https://zoom.us/j/9968001809>

3301 E 12th St UNIT 200 Room 119, Oakland, CA 94601

Additional locations:

2801 Piedmont Ave, Berkeley 94705

2625 Thousand Oaks Boulevard, Memphis, TN 38118

35-310 Weloka Road Papa'aloa, HI 96780

62nd st Oakland, CA 94608

Directors Present

A. Gomez, D. Bryson (remote), D. Meister, G. Netter (remote), J. Obbard (remote), M. Arechiga, R. Garcia (remote)

Directors Absent

None

Guests Present

K. Gandiaga

I. Opening Items

A. Record Attendance

B. Call the Meeting to Order

J. Obbard called a meeting to order on Wednesday Oct 13, 2021 at 4:34 PM.

II. Public Comment

A. Public Comment

No public comment.

III. Approve Order of Agenda

A. Approve Order of Agenda

J. Obbard made a motion to Approve order of the agenda.

R. Garcia seconded the motion.

The team **VOTED** unanimously to approve the motion.

Roll Call

D. Bryson Aye

G. Netter Aye

D. Meister Aye

A. Gomez Aye

J. Obbard Aye

M. Arechiga Aye

R. Garcia Aye

IV. Closed Session

A. Confidential Student Discipline Matter – Consideration Of Potential Expulsion Case No.: 2021001

Board moves to closed session at 4:36.

B. Discussion

Board deliberates and discusses the expulsion hearing.

C. Board Determination

D. Board Order (notice)

V. Reconvene Open Session

A. Public Report on Action Taken in Closed Session (includes the roll call vote or abstention of every Board member)

Board returns to open session at 5:43pm. Board voted unanimously to expel student pertaining to confidential student discipline matter, case #_2021001.

VI. Closing Items

A. Adjourn Meeting

There being no further business to be transacted, and upon motion duly made, seconded and approved, the meeting was adjourned at 5:46 PM.

Respectfully Submitted,
J. Obbard

This legislative body conducts business under the meeting requirements of the Ralph M. Brown Act.

MEETING AGENDA & RELATED MATERIALS

Agendas for regular board meetings as defined by the Brown Act will be posted at the meeting site and the legislative body's website, if applicable, 72 hours prior to the start of the meeting. Agendas for special meetings as defined by the Brown Act will be posted at the meeting site and the legislative body's website, if applicable, 24 hours prior to the start of the meeting. Materials relating to an agenda topic that is a matter of public record in open session, will be made available for public inspection 72 hours prior to the start of the meeting, or, alternatively, when the materials are distributed to at least a majority of board members.

THE ORDER OF BUSINESS MAY BE CHANGED WITHOUT NOTICE

Notice is hereby given that the order of consideration of matters on this agenda may be changed without prior notice.

REASONABLE LIMITATIONS MAY BE PLACED ON PUBLIC TESTIMONY

The Governing Board's presiding officer reserves the right to impose reasonable time limits on public testimony to ensure that the agenda is completed.

SPECIAL PRESENTATIONS MAY BE MADE

Notice is hereby given that, consistent with the requirements of the Bagley-Keene Open Meeting Act, special presentations not mentioned in the agenda may be made at this meeting. However, any such presentation will be for information only.

REASONABLE ACCOMMODATION WILL BE PROVIDED FOR ANY INDIVIDUAL WITH A DISABILITY

Pursuant to the Rehabilitation Act of 1973 and the Americans with Disabilities Act of 1990, any individual with a disability who requires reasonable accommodation to attend or participate in this meeting may request assistance by contacting ARISE High School, 3301 E. 12th Suite 205, Oakland, CA; telephone: (510) 436-5487.

FOR MORE INFORMATION

For more information concerning this agenda or for materials relating to this meeting, please contact ARISE High School, 3301 E. 12th Suite 205, Oakland, CA; telephone: (510) 436-5487.

DRAFT



ARISE High School

Minutes

Board Retreat

Date and Time

Friday September 10, 2021 at 1:00 PM

Directors Present

A. Gomez (remote), D. Bryson (remote), D. Meister (remote), G. Netter (remote), J. Obbard (remote), M. Arechiga (remote), R. Garcia (remote)

Directors Absent

G. Fernando, R. Tadeo

I. Opening Items

A. Call the Meeting to Order

J. Obbard called a meeting to order on Friday Sep 10, 2021 at 1:03 PM.

B. Community Builder

II. ARISE Mission and Vision

A. Mission and Vision of ARISE

Karla Gandiaga walked the board through a mission and vision connections. ARISE graduates who are current Academic Mentors talked to the board about what the ARISE mission and vision mean to them and gave an opportunity for board members to ask questions.

III. Board Effectiveness

A. What Makes an Effective Single Site Charter Board in Oakland in 2021?

Greg Klein from the Rogers Foundation presented to the board on how to be an effective charter board. Topics included goal setting and progress monitoring, effective Board-CEO partnership and Oakland education system.

IV. Break

A. Break

Board took a 15 minute break.

V. Board Assessment and 2021 Plans

A. Committee Structure

Dave Bryson presented on the board structure and provided an opportunity for feedback and questions.

B. Board Assessment Review

Dave Bryson led the board members through an activity of analyzing and reflecting on the board assessment. The board went into breakout rooms and reflected and shared on the questions: What are your takeaways and highest priority areas for improvement this year What are any possible next steps for your committee?

VI. Closing Items

A. Appreciations

Dave Bryson led board members through an appreciation and reflection activity in which board members were able to share outstanding questions and ways in which they feel connected.

B. Adjourn Meeting

This legislative body conducts business under the meeting requirements of the Ralph M. Brown Act.

MEETING AGENDA & RELATED MATERIALS

Agendas for regular board meetings as defined by the Brown Act will be posted at the meeting site and the legislative body's website, if applicable, 72 hours prior to the start of the meeting. Agendas for special meetings as defined by the Brown Act will be posted at the meeting site and the legislative body's website, if applicable, 24 hours prior to the start of the meeting. Materials relating to an agenda topic that is a matter of public record in open session, will be made available for public inspection 72 hours prior to the start of the meeting, or, alternatively, when the materials are distributed to at least a majority of board members.

THE ORDER OF BUSINESS MAY BE CHANGED WITHOUT NOTICE

Notice is hereby given that the order of consideration of matters on this agenda may be changed without prior notice.

REASONABLE LIMITATIONS MAY BE PLACED ON PUBLIC TESTIMONY

The Governing Board's presiding officer reserves the right to impose reasonable time limits on public testimony to ensure that the agenda is completed.

SPECIAL PRESENTATIONS MAY BE MADE

Notice is hereby given that, consistent with the requirements of the Bagley-Keene Open Meeting Act, special presentations not mentioned in the agenda may be made at this meeting. However, any such presentation will be for information only.

REASONABLE ACCOMMODATION WILL BE PROVIDED FOR ANY INDIVIDUAL WITH A DISABILITY

Pursuant to the Rehabilitation Act of 1973 and the Americans with Disabilities Act of 1990, any individual with a disability who requires reasonable accommodation to attend or participate in this meeting may request assistance by contacting ARISE High School, 3301 E. 12th Suite 205, Oakland, CA; telephone: (510) 436-5487.

FOR MORE INFORMATION

For more information concerning this agenda or for materials relating to this meeting, please contact ARISE High School, 3301 E. 12th Suite 205, Oakland, CA; telephone: (510) 436-5487.

Cover Sheet

Approve Check Register

Section: III. Consent Calendar
Item: C. Approve Check Register
Purpose: Vote
Submitted by:
Related Material: ARISE September 2021 Combined Board Check Register.pdf



Combined Board Check Register						
School:	ARISE					
Month:	September 2021					
					Total Paid By Check:	\$ 282,950.91
					Total Paid By Credit Card:	\$ -
Payment Type	Check #/CC Account	Vendor	Transaction Date	Description	Void	Amount
Check	31710	Antonio Aguilar	9/7/2021	Bill #1A--Arise Work/Internship On Campus: 07/27 - 07/30/21		\$ 643.75
Check	31711	American Heritage Life Insurance Company	9/7/2021	Bill #082321--Life Insurance		\$ 399.77
Check	31712	Elsy Noelia Huidor Cabrera	9/7/2021	Bill #082721--Reimb: Livescan		\$ 110.00
Check	31713	Oscar Cervantes	9/7/2021	Bill #082721--Reimb: Soccer Equipment		\$ 729.60
Check	31714	E.L. Achieve, Inc	9/7/2021	Bill #29638--Registration Fee to attend a five-day Secondary CM Teacher Institute		\$ 5,462.50
Check	31715	Diana Grana Espinoza-Mora	9/7/2021	Bill #007--Working in Suite 200/205		\$ 1,000.00
Check	31716	Aleah Moya Fajardo	9/7/2021	Bill #082721--Reimb: Livescan & TB		\$ 193.00
Check	31717	Fernanda Cabrera Flores	9/7/2021	Bill #082721--Reimb: LiveScan - Fingerprints		\$ 75.00
Check	31718	Eduardo E Robleto Martinez	9/7/2021	Bill #7--Repairs and Maintenance		\$ 150.00
Check	31719	Christina Nixon	9/7/2021	Bill #082721--Reimb: Laser Tag private game for Advisory Retreat		\$ 375.00
Check	31720	Alejandra Oviedo	9/7/2021	Bill #082721--Reimb: LiveScan - Fingerprints		\$ 75.00
Check	31721	Eduardo Gomez Pablo	9/7/2021	Bill #082721--Reimb: LiveScan - Fingerprints		\$ 62.00
Check	31722	Ben Rosen	9/7/2021	Bill #082721--Reimb: 2 packs of gel pens & Classroom supplies		\$ 152.44
Check	31723	Rubys D Lay Cabrera	9/7/2021	Bill #082721--Reimb: NFHS Course		\$ 50.00
Check	31724	Susana Torres Padilla	9/7/2021	Bill #082721--Reimb: LiveScan - Fingerprints		\$ 57.00
Check	31725	ParentSquare Inc.	9/7/2021	Bill #6822--ParentSquare Annual Subscription: 09/01/21 - 08/31/22		\$ 3,500.00
Check	31726	Ma. Dolores Rosales	9/7/2021	Bill #3065461--Food Supplies: 08/18/21 Bill #3065460--Food Supplies: 08/12/21		\$ 1,000.00
Check	31727	Edtec, Inc.	9/7/2021	Bill #22329--Remaining FY 20-21 balance due		\$ 17,366.66
Check	31728	Edtec, Inc.	9/16/2021	Bill #22337--EdTec Monthly Data Service - September 2021		\$ 13,916.67
Check	31729	ADT Commercial	9/16/2021	Bill #141474223--Svc: Repairs & Maintenance due by 09/13/21		\$ 44.10
Check	31730	Amazon Capital Services, Inc.	9/16/2021	Bill #14GN-HNKN-C79F--Supplies		\$ 11,557.35
Check	31731	CharterSAFE	9/16/2021	Bill #36248--September Premium 2021-2022 - Workers Compensation & Package Premium		\$ 9,208.00

Note: Multiple expenses or "Itemized/Invoice Amounts" may be paid by one check. The total "Check Amount" will appear for each "Itemized/Invoice Amount" paid by the check.

Payment Type	Check #/CC Account	Vendor	Transaction Date	Description	Void	Amount
Check	31732	Comcast	9/16/2021	Bill #082321--Phone Svc: 08/28 - 09/27/21		\$ 420.01
Check	31733	Excel Construction Services	9/16/2021	Bill #0000859--Replace Strobe		\$ 2,601.00
Check	31734	McQuillen Technical Consulting	9/16/2021	Bill #4511--Technology Svc 08/02 - 09/01/21		\$ 7,344.00
Check	31735	Eduardo E Robleto Martinez	9/16/2021	Bill #8--Repairs and Maintenance Bill #9--Repairs and Maintenance		\$ 530.00
Check	31736	Izzie Nixon	9/16/2021	Bill #090721--Reimb: Students Advisoeey retreat lunch & Classroom Art Supplies		\$ 214.96
Check	31737	Isaela Perez	9/16/2021	Bill #001--Contracted Arise Families to assist them in registering their student with Covid Company: 08/16 - 08/17/21		\$ 425.00
Check	31738	Pitney Bowes, Inc	9/16/2021	Bill #1018878163--Postage due 09/26/21		\$ 99.23
Check	31739	Rocio Elena Ortiz Sanchez	9/16/2021	Bill #106--Rental of round large tables 20x30 Canopy balloon and Arise logo for orientation day		\$ 2,180.00
Check	31740	Kim Shotiveyaratana	9/16/2021	Bill #090721--Reimb: Advisory Retreat		\$ 90.00
Check	31741	Staples	9/16/2021	Bill #3485922760--Office Supplies Bill #3485922764--Supplies Bill #3485922763--Supplies Bill #3485922752--Materials & Supplies Bill #3485922804--Materials & Supplies Bill #3485922747--Supplies Bill #3485922777--Office Supplies Bill #3485922798--Supplies Bill #3485922790--Materials & Supplies Bill #3485922797--Supplies Bill #3485922756--Office Supplies Bill #3485922769--Materials & Supplies Bill #3485922773--Supplies Bill #3485922765--Supplies Bill #3485922753--Office Supplies Bill #3485922754--Office Supplies Bill #3485922793--Materials & Supplies Bill #3485922746--Office Supplies Bill #3485922784--Materials & Supplies Bill #3485922805--Supplies Bill #3485922755--Office Supplies Bill #3485922750--Materials & Supplies Bill #3485922779--Supplies Bill #3485922791--Materials & Supplies Bill #3485922796--Materials & Supplies		\$ 16,791.63

Note: Multiple expenses or "Itemized/Invoice Amounts" may be paid by one check. The total "Check Amount" will appear for each "Itemized/Invoice Amount" paid by the check.

Payment Type	Check #/CC Account	Vendor	Transaction Date	Description	Void	Amount
Check	31741	Staples	9/16/2021	Bill #3485922757--Office Supplies Bill #3485922801--Supplies Bill #3485922788--Materials & Supplies Bill #3485922761--Office Supplies Bill #3485922749--Office Supplies Bill #3485922800--Materials & Supplies Bill #3485922768--Materials & Supplies Bill #3485922762--Office Supplies Bill #3485922785--Materials & Supplies Bill #3485922774--Office Supplies Bill #3485922767--Materials & Supplies Bill #3485922802--Materials & Supplies Bill #3485922770--Materials & Supplies Bill #3485922783--Materials & Supplies Bill #3485922782--Materials & Supplies Bill #3485922787--Materials & Supplies Bill #3485922795--Materials & Supplies Bill #3485922778--Materials & Supplies Bill #3485922776--Supplies Bill #3485922772--Materials & Supplies Bill #3485922803--Materials & Supplies		Cont'd
Check	31742	John Warren	9/16/2021	Bill #090721--Reimb: Water Bottles & Parking		\$ 22.36
Check	31743	Capital Impact Partners	9/16/2021	Bill #September 2021--September 2021 Loan Payment		\$ 16,260.90
Check	31744	Barnes & Noble	9/22/2021	Bill #4159576--Books & Supplies Bill #4159606--Books & Supplies		\$ 3,289.01
Check	31745	CA Interscholastic Federation State Office	9/22/2021	Bill #3044--Legal & Liability Fees and Dues on Prior School Year CIF Section Enrollment		\$ 297.44
Check	31746	Cengage Learning Inc	9/22/2021	Bill #75052534--Inside the USA Kit		\$ 832.56
Check	31747	CliftonLarsonAllen, LLP	9/22/2021	Bill #2996983--Final Billing for Audit Services for the Year ended 06/30/21 Bill #2955081--Progress Billing for Audit Services for the Year ended 06/30/21		\$ 6,405.00
Check	31748	Comcast 3410	9/22/2021	Bill #130000136--Recurring Charges due by 10/01/21 + Late Fee		\$ 724.19
Check	31749	COMCAST	9/22/2021	Bill #082521--Phone Svc due 09/16/21		\$ 626.81
Check	31750	Comcast	9/22/2021	Bill #128849092--Recurring Charges due by 10/01/21 + Late Fee		\$ 335.01
Check	31751	Adalberto Figueroa	9/22/2021	Bill #091421--Reimb: Sports bag for sports equipment - Soccer & Volleyball		\$ 91.48

Note: Multiple expenses or "Itemized/Invoice Amounts" may be paid by one check. The total "Check Amount" will appear for each "Itemized/Invoice Amount" paid by the check.

Payment Type	Check #/CC Account	Vendor	Transaction Date	Description	Void	Amount
Check	31752	McQuillen Technical Consulting	9/22/2021	Bill #4529--Technology Svc 09/13/21		\$ 923.24
Check	31753	Eduardo E Robleto Martinez	9/22/2021	Bill #10--Repairs and Maintenance		\$ 250.00
Check	31754	PG&E	9/22/2021	Bill #090121--Electric Charges: 07/26 - 08/24/21		\$ 3,751.21
Check	31755	Principal Life Insurance Company, Inc.	9/22/2021	Bill #081721--Insurance Premium: September 2021 & Adjustments		\$ 3,565.47
Check	31756	Gaby Sanchez	9/22/2021	Bill #091421--Reimb: Cellphone for font desk		\$ 81.93
Check	31757	Scholastic Inc.	9/22/2021	Bill #M7176663--Materials & Supplies		\$ 329.67
Check	31758	T-Mobile	9/22/2021	Bill #090221--Phone Charges: 08/02 - 09/01/21 + Adjustments		\$ 576.69
Check	31759	The Advantage Group	9/22/2021	Bill #133732--Flex Administration Fee & Processing Fees: August 2021		\$ 182.00
Check	31760	Xerox Financial Services	9/22/2021	Bill #2807152--Lease Payment: 08/30 - 09/29/21		\$ 1,791.13
Check	31761	Xerox Financial Services	9/22/2021	Bill #2796539--Lease Payment: 08/27 - 09/26/21 + Late Fee		\$ 3,362.56
Check	31762	Young, Minney & Corr, LLP	9/22/2021	Bill #72634--Services Through: 08/30/21		\$ 1,221.50
Check	31763	Fruitvale Development Corporation	9/28/2021	Bill #October 2021--Monthly Rent - October 2021		\$ 69,220.06
Check	31764	Attitudinal Healing Connection, Inc.	9/29/2021	Bill #090221--AHC will provide ArtEsteem Visual Art Programming - First Installment due by 09/22/21		\$ 2,000.00
Check	31765	Juliana Contreras Barajas	9/29/2021	Bill #INV0002--Summer Bridge Enrichment CS tech Degree Stipend		\$ 200.00
Check	31766	Better 4 You Meals	9/29/2021	Bill #0821-5202--Breakfast & Lunch: 08/16 - 08/31/21		\$ 4,202.22
Check	31767	Destiny Arts Center	9/29/2021	Bill #1619-608--Provide Latin Dance and Caporia - First Installment Due by 09/22/21		\$ 1,500.00
Check	31768	Douglas Parking, LLC	9/29/2021	Bill #759424--Monthly Parking Fee: 09/01/21		\$ 1,870.00
Check	31769	E.L. Achieve, Inc	9/29/2021	Bill #29770--Secondary Constructing Meaning Handbook & Etc		\$ 388.34
Check	31770	Diana Clarisa Espinoza-Mora	9/29/2021	Bill #005--Working in Suite 200/205 Bill #008--Working in Suite 200/205 Bill #004--Working in Suite 200		\$ 2,650.00
Check	31771	Get Empowered	9/29/2021	Bill #GE-AR21--Afterschool Club theme: Yoga/Stress Relief & Storytelling Flimmaking class - First Installment due by 09/22/21		\$ 2,100.00
Check	31772	Hip Hop for Change	9/29/2021	Bill #Arise-Fall-1--Provide two weekly enrichment classes - First Installment due by 09/22/21		\$ 2,000.00
Check	31773	Jenna Stauffer DBA Hawk Circle Consulting	9/29/2021	Bill #1054--Svc: 08/13 - 08/30/21		\$ 1,400.00
Check	31774	LunchAssist, Inc.	9/29/2021	Bill #1165--SY 2021-22 Annual Fee		\$ 6,500.00
Check	31775	Bryan Oswaldo Mendez	9/29/2021	Bill #INV0001--Summer Bridge Enrichment CS tech Degree Stipend		\$ 200.00

Note: Multiple expenses or "Itemized/Invoice Amounts" may be paid by one check. The total "Check Amount" will appear for each "Itemized/Invoice Amount" paid by the check.

Payment Type	Check #/CC Account	Vendor	Transaction Date	Description	Void	Amount
Check	31776	Oakland Strokes, Inc	9/29/2021	Bill #AriseEnrich1--Rowing Instruction to Students: First Installment Due by 09/22/21		\$ 1,000.00
Check	31777	Rockin Robbies	9/29/2021	Bill #106015636--Materials & Supplies		\$ 1,219.54
Check	31778	Jose Bernardo Sanchez-Cristobal	9/29/2021	Bill #INV0002--Summer Bridge Enrichment CS tech Degree Stipend		\$ 200.00
Check	31779	Seneca Family of Agencies	9/29/2021	Bill #83ARISE-AUG21--Services: August 2021 Bill #83ARISE-JUL21--Services: July 2021		\$ 2,666.66
Check	31780	Karina Soriano-Ponce	9/29/2021	Bill #091421--Reimb: Parking Garage Deposit		\$ 25.00
Check	31781	Speed Power Strength	9/29/2021	Bill #AHS 092021--90-Minute Strength Training Sessions - First Installment due by 09/22/21		\$ 1,000.00
Check	31782	Vanessa Velasco-Valles	9/29/2021	Bill #INV0003--Summer Bridge Enrichment CS tech Degree Stipend		\$ 200.00
Check	31783	Word for Word Youth Arts (Z Space Studio)	9/29/2021	Bill #210917--Provide Weekly Teaching Artist Instruction - First Installment due by 09/22/21		\$ 1,400.00
Check	31784	Xerox Financial Services	9/29/2021	Bill #2753277--Lease Payment: 07/26 - 08/26/21 + Late Fee		\$ 3,388.12
Check	DB090121	Patreon	9/1/2021	DB090121 - Patreon		\$ 3.00
Check	DB090221	Nievescincod	9/2/2021	DB090221 - Nievescincod		\$ 35.50
Check	DB090221A	Domino's Pizza	9/2/2021	DB090221A - Domino's Pizza		\$ 73.69
Check	DB090321	The UPS Store	9/3/2021	DB090321 - The UPS Store		\$ 153.68
Check	DB090321A	Grub Hub	9/3/2021	DB090321A - Grub Hub		\$ 69.61
Check	DB090321B	Barnes & Noble	9/3/2021	DB090321B - Barnes & Noble		\$ 171.11
Check	DB090421	Canva	9/4/2021	DB090421 - Canva		\$ 32.00
Check	DB090421A	Canva	9/4/2021	DB090421A - Canva		\$ 32.00
Check	DB090421B	Barnes & Noble	9/4/2021	DB090421B - Barnes & Noble		\$ 16.12
Check	DB090721	Glenview Key	9/7/2021	DB090721 - Glenview Key		\$ 74.69
Check	DB090721A	AC Transit	9/7/2021	DB090721A - AC Transit		\$ 2,895.00
Check	DB090821	Glenview Key	9/8/2021	DB090821 - Glenview Key		\$ 44.65
Check	DB090821A	Spotify	9/8/2021	DB090821A - Spotify		\$ 15.99
Check	DB090821B	DCL Custom	9/8/2021	DB090821B - DCL Custom		\$ 164.32
Check	DB091021	Delta Airlines	9/10/2021	DB091021 - Delta Airlines		\$ 490.00
Check	DB091021A	Michaels	9/10/2021	DB091021A - Michaels		\$ 72.46
Check	DB091121	The UPS Store	9/11/2021	DB091121 - The UPS Store		\$ 72.70
Check	DB091621	Clipper Services	9/16/2021	DB091621 - Clipper Services		\$ 25.00
Check	DB091621A	Domino's Pizza	9/16/2021	DB091621A - Domino's Pizza		\$ 90.90
Check	DB091621B	American Safety	9/16/2021	DB091621B - American Safety		\$ 657.00
Check	DB091721	Capital Impact Partners	9/17/2021	DB091721 - CIP		\$ 16,260.90
Check	DB091721A	Transamerica, Inc.	9/17/2021	DB091721A - Transamerica, Inc. (401k) - 9580		\$ 713.06
Check	DB091821	Berkeley Rep Tht	9/18/2021	DB091821 - Berkeley Rep Tht		\$ 472.50
Check	DB092021	BSN Sports, LLC	9/20/2021	DB092021 - BSN Sports, LLC		\$ 1,330.74
Check	DB092021A	BSN Sports, LLC	9/20/2021	DB092021A - BSN Sports, LLC		\$ 1,914.66
Check	DB092121	Amazon Mktp US	9/21/2021	DB092121 - Amazon Mktp US		\$ 472.97

Note: Multiple expenses or "Itemized/Invoice Amounts" may be paid by one check. The total "Check Amount" will appear for each "Itemized/Invoice Amount" paid by the check.

Payment Type	Check #/CC Account	Vendor	Transaction Date	Description	Void	Amount
Check	DB092221	MI Grullense, LLC	9/22/2021	DB092221 - MI Grullense, LLC		\$ 1,475.00
Check	DB092321	Miharu Ice Cream	9/23/2021	DB092321 - Miharu Ice Cream		\$ 163.88
Check	DB092321A	Paypal Automatic	9/23/2021	DB092321A - Paypal Automatic		\$ 499.00
Check	DB092321B	Domino's Pizza	9/23/2021	DB092321B - Domino's Pizza		\$ 79.98
Check	DB092321C	AC Transit	9/23/2021	DB092321C - AC Transit		\$ 825.00
Check	DB092321D	AC Transit	9/23/2021	DB092321D - AC Transit		\$ 1,375.00
Check	DB092421	The UPS Store	9/24/2021	DB092421 - The UPS Store		\$ 144.17
Check	DB092721	Clipper Services	9/27/2021	DB092721 - Clipper Services		\$ 25.00
Check	DB092721A	Clipper Services	9/27/2021	DB092721A - Clipper Services		\$ 25.00
Check	DB092721B	Clipper Services	9/27/2021	DB092721B - Clipper Services		\$ 25.00
Check	DB092721C	Clipper Services	9/27/2021	DB092721C - Clipper Services		\$ 25.00
Check	DB092721D	Clipper Services	9/27/2021	DB092721D - Clipper Services		\$ 25.00
Check	DB092721E	Clipper Services	9/27/2021	DB092721E - Clipper Services		\$ 25.00
Check	DB092721F	Clipper Services	9/27/2021	DB092721F - Clipper Services		\$ 25.00
Check	DB092721G	Clipper Services	9/27/2021	DB092721G - Clipper Services		\$ 25.00
Check	DB092721H	Clipper Services	9/27/2021	DB092721H - Clipper Services		\$ 25.00
Check	DB092821	Amazon Mktp US	9/28/2021	DB092821 - Amazon Mktp US		\$ 594.74
Check	DB092921	Amazon Mktp US	9/29/2021	DB092921 - Amazon Mktp US		\$ 31.94
Check	DB092921A	Amazon Mktp US	9/29/2021	DB092921A - Amazon Mktp US		\$ 212.53
Check	DB092921B	BSN Sports, LLC	9/29/2021	DB092921B - BSN Sports, LLC		\$ 1,633.54
Check	DB092921C	BSN Sports, LLC	9/29/2021	DB092921C - BSN Sports, LLC		\$ 1,733.28
Check	DB093021	Amazon Mktp US	9/30/2021	DB093021 - Amazon Mktp US		\$ 97.34
Check	DB093021A	Learning A-Z	9/30/2021	DB093021A - Learning A-Z		\$ 354.00
Check	DB093021B	Wingstop	9/30/2021	DB093021B - Wingstop		\$ 78.49

Note: Multiple expenses or "Itemized/Invoice Amounts" may be paid by one check. The total "Check Amount" will appear for each "Itemized/Invoice Amount" paid by the check.

Cover Sheet

EdTec Financial Presentation: ESSER III Expenditure Plan

Section: IV. Finance
Item: A. EdTec Financial Presentation: ESSER III Expenditure Plan
Purpose: Vote
Submitted by:
Related Material: ARISE - October Board Meeting Presentation.pdf
ARISE - August Financials.pdf
ARISE - August Cash Flow.pdf

ARISE High School
Monthly Cash Forecast
As of Aug FY2022

	2021-22												Forecast	Remaining Balance
	Actuals & Forecast													
	Jul Actuals	Aug Actuals	Sep Forecast	Oct Forecast	Nov Forecast	Dec Forecast	Jan Forecast	Feb Forecast	Mar Forecast	Apr Forecast	May Forecast	Jun Forecast		
Beginning Cash	366,989	962,604	177,235	680,205	501,887	310,362	335,733	553,560	368,652	441,043	389,287	526,387		
REVENUE														
LCFF Entitlement	-	134,238	319,769	586,487	324,087	324,087	586,487	324,087	456,994	509,059	379,978	379,978	4,923,189	597,938
Federal Revenue	63,415	-	109,295	-	56,761	123,080	13,785	56,761	123,080	13,785	56,761	171,455	795,308	7,131
Other State Revenue	13,500	-	30,649	20,458	20,458	38,882	238,196	48,417	56,907	28,478	155,144	67,411	1,201,711	483,211
Other Local Revenue	1,066	22,330	(18,604)	4,791	4,791	86,513	5,366	5,366	5,366	5,366	153,661	346,269	631,793	9,511
Fundraising & Grants	-	-	-	-	-	-	-	-	-	-	-	-	-	-
TOTAL REVENUE	77,981	156,568	441,110	611,736	406,097	572,562	843,834	434,631	642,347	556,688	745,545	965,113	7,552,001	1,097,790
EXPENSES														
Certificated Salaries	96,091	248,237	254,625	246,543	246,543	250,043	246,543	246,543	246,543	246,543	246,543	271,673	2,846,472	-
Classified Salaries	74,076	111,517	87,120	86,505	86,505	86,505	86,505	86,505	86,505	86,505	86,505	86,505	1,051,261	-
Employee Benefits	125,399	55,293	77,848	83,261	82,337	82,954	89,729	83,261	83,261	77,812	77,812	57,234	976,200	-
Books & Supplies	33,289	118,401	50,040	42,612	42,612	42,612	42,612	42,612	42,612	42,612	42,612	42,612	601,076	15,836
Services & Other Operating Expenses	244,805	107,373	164,453	144,756	144,756	150,752	144,356	144,356	150,352	138,711	138,711	84,085	1,816,395	58,927
Capital Outlay & Depreciation	-	-	68,145	22,715	22,715	22,715	22,715	22,715	22,715	22,715	22,715	22,715	272,578	-
Other Outflows	14,805	50,974	(52,396)	4,379	4,174	4,247	4,181	3,717	4,046	3,851	3,911	3,719	49,606	-
TOTAL EXPENSES	588,466	691,794	649,834	630,772	629,643	639,829	636,642	629,709	636,035	618,749	618,809	568,543	7,613,588	74,763
Operating Cash Inflow (Outflow)	(510,485)	(535,227)	(208,724)	(19,035)	(223,546)	(67,267)	207,192	(195,078)	6,312	(62,061)	126,736	396,570	(61,586)	1,023,027
Revenues - Prior Year Accruals	888,160	139,932	760,505	112,384	21,392	81,937	-	-	55,579	-	-	85,664		
Other Assets	94,319	(154,863)	154,863	-	-	-	-	-	-	-	-	-		
Fixed Assets	(38,770)	(34,506)	141,421	22,715	22,715	22,715	22,715	22,715	22,715	22,715	22,715	22,715		
Due To (From)	-	-	-	-	-	-	-	-	-	-	-	(137,578)		
Expenses - Prior Year Accruals	131,528	(49,949)	(130,027)	-	-	-	-	-	-	-	-	-		
Accounts Payable - Current Year	83,327	(204,774)	121,447	-	-	-	-	-	-	-	-	-		
Summerholdback for Teachers	(40,776)	4,306	-	-	-	-	-	-	-	-	-	-		
Loans Payable (Current)	-	-	-	(282,500)	-	-	-	-	-	-	-	-		
Loans Payable (Long Term)	(11,688)	(11,752)	(11,960)	(11,882)	(12,087)	(12,014)	(12,080)	(12,544)	(12,215)	(12,410)	(12,350)	(12,542)		
Other Liabilities	-	61,464	(324,555)	-	-	-	-	-	-	-	-	-		
Ending Cash	962,604	177,235	680,205	501,887	310,362	335,733	553,560	368,652	441,043	389,287	526,387	881,216		

ARISE High School
Income Statement
As of Aug FY2022

	Actual		YTD	Budget						
	Jul	Aug		Actual YTD	Approved Budget v1	Previous Forecast	Current Forecast	Previous Forecast vs. Current Forecast	Approved Budget v1 vs. Current Forecast	Current Forecast Remaining
SUMMARY										
Revenue										
LCFF Entitlement	-	134,238	134,238	4,923,189	4,923,189	4,923,189	-	-	4,788,951	3%
Federal Revenue	63,415	-	63,415	775,661	775,661	795,308	19,647	19,647	731,893	8%
Other State Revenues	13,500	-	13,500	1,138,996	1,224,061	1,201,711	(22,350)	62,715	1,188,211	1%
Local Revenues	1,066	22,330	23,395	631,793	631,793	631,793	-	-	608,398	4%
Fundraising and Grants	-	-	-	-	-	-	-	-	-	-
Total Revenue	77,981	156,568	234,548	7,469,639	7,554,705	7,552,001	(2,703)	82,362	7,317,453	3%
Expenses										
Compensation and Benefits	295,567	415,046	710,613	4,742,556	4,784,358	4,873,933	(89,574)	(131,377)	4,163,320	15%
Books and Supplies	33,289	118,401	151,690	519,076	586,076	601,076	(15,000)	(82,000)	449,386	25%
Services and Other Operating Expenditures	244,805	107,373	352,179	1,793,847	1,749,769	1,816,395	(66,626)	(22,548)	1,464,216	19%
Depreciation	-	-	-	272,578	272,578	272,578	-	-	272,578	0%
Other Outflows	14,805	50,974	65,779	49,606	49,606	49,606	-	-	(16,173)	133%
Total Expenses	588,466	691,794	1,280,261	7,377,662	7,442,388	7,613,588	(171,200)	(235,925)	6,333,327	17%
Operating Income	(510,485)	(535,227)	(1,045,712)	91,977	112,317	(61,586)	(173,903)	(153,563)	984,126	
Fund Balance										
Beginning Balance (Unaudited)				1,950,555	1,950,555	1,950,555				
Operating Income				91,977	112,317	(61,586)				
Ending Fund Balance				2,042,532	2,062,872	1,888,969				
Fund Balance as a % of Expenses				28%	28%	25%				

ARISE High School
Income Statement
As of Aug FY2022

	Actual		YTD	Budget						
	Jul	Aug	Actual YTD	Approved Budget v1	Previous Forecast	Current Forecast	Previous Forecast vs. Current Forecast	Approved Budget v1 vs. Current Forecast	Current Forecast Remaining	% Current Forecast Spent
KEY ASSUMPTIONS										
Enrollment Summary										
9-12				400	400	400	-	-		
Total Enrolled				400	400	400	-	-		
ADA %										
9-12				93.5%	93.5%	93.5%	0.0%	0.0%		
Average ADA %				93.5%	93.5%	93.5%	0.0%	0.0%		
ADA										
9-12				374.00	374.00	374.00	-	-		
Total ADA				374.00	374.00	374.00	-	-		

ARISE High School
Income Statement
As of Aug FY2022

	Actual		YTD Actual YTD	Budget						
	Jul	Aug		Approved Budget v1	Previous Forecast	Current Forecast	Previous Forecast vs.	Approved Budget v1 vs.	Current Forecast Remaining	% Current Forecast Spent
							Current Forecast	Current Forecast		
REVENUE										
LCFF Entitlement										
8011 Charter Schools General Purpose Entitlement - State Aid	-	134,238	134,238	2,988,088	2,991,432	2,991,432	-	3,344	2,857,194	4%
8012 Education Protection Account Entitlement	-	-	-	871,841	871,841	871,841	-	-	871,841	0%
8096 Charter Schools in Lieu of Property Taxes	-	-	-	1,063,260	1,059,916	1,059,916	-	(3,344)	1,059,916	0%
SUBTOTAL - LCFF Entitlement	-	134,238	134,238	4,923,189	4,923,189	4,923,189	-	(0)	4,788,951	3%
Federal Revenue										
8181 Special Education - Entitlement	-	-	-	48,375	48,375	48,375	-	-	48,375	0%
8220 Child Nutrition Programs	-	-	-	137,846	137,846	137,846	-	-	137,846	0%
8291 Title I	-	-	-	135,166	135,166	135,166	-	-	135,166	0%
8292 Title II	-	-	-	19,418	19,418	19,418	-	-	19,418	0%
8293 Title III	-	-	-	7,322	7,322	7,322	-	-	7,322	0%
8294 Title IV	-	-	-	10,000	10,000	10,000	-	-	10,000	0%
8299 All Other Federal Revenue	63,415	-	63,415	417,534	417,534	437,181	19,647	19,647	373,766	15%
SUBTOTAL - Federal Revenue	63,415	-	63,415	775,661	775,661	795,308	19,647	19,647	731,893	8%
Other State Revenue										
8319 Other State Apportionments - Prior Years	960	-	960	-	-	-	-	-	(960)	
8381 Special Education - Entitlement (State	12,540	-	12,540	237,258	267,410	267,410	-	30,152	254,870	5%
8382 Special Education Reimbursement (State	-	-	-	65,550	65,550	65,550	-	-	65,550	0%
8520 Child Nutrition - State	-	-	-	11,834	11,834	11,834	-	-	11,834	0%
8545 School Facilities Apportionments	-	-	-	422,770	446,257	423,907	(22,350)	1,137	423,907	0%
8550 Mandated Cost Reimbursements	-	-	-	17,301	17,399	17,399	-	98	17,399	0%
8560 State Lottery Revenue	-	-	-	77,735	89,063	89,063	-	11,328	89,063	0%
8590 All Other State Revenue	-	-	-	306,548	326,548	326,548	-	20,000	326,548	0%
SUBTOTAL - Other State Revenue	13,500	-	13,500	1,138,996	1,224,061	1,201,711	(22,350)	62,715	1,188,211	1%
Local Revenue										
8650 Leases and Rentals	-	-	-	3,450	3,450	3,450	-	-	3,450	0%
8660 Interest	-	-	-	360	360	360	-	-	360	0%
8699 All Other Local Revenue	-	-	-	57,063	57,063	57,063	-	-	57,063	0%
8701 Measure N	-	-	-	422,625	422,625	422,625	-	-	422,625	0%
8702 CTEIG	-	-	-	148,295	148,295	148,295	-	-	148,295	0%
8999 Uncategorized Revenue	1,066	22,330	23,395	-	-	-	-	-	(23,395)	
SUBTOTAL - Local Revenue	1,066	22,330	23,395	631,793	631,793	631,793	-	-	608,398	4%
Fundraising and Grants										
SUBTOTAL - Fundraising and Grants	-	-	-	-	-	-	-	-	-	
TOTAL REVENUE	77,981	156,568	234,548	7,469,639	7,554,705	7,552,001	(2,703)	82,362	7,317,453	3%

ARISE High School
Income Statement
As of Aug FY2022

	Actual		YTD	Budget						
	Jul	Aug	Actual YTD	Approved Budget v1	Previous Forecast	Current Forecast	Previous Forecast vs.	Approved Budget v1 vs.	Current Forecast Remaining	% Current Forecast Spent
							Current Forecast	Current Forecast		
EXPENSES										
Compensation & Benefits										
Certificated Salaries										
1100 Teachers Salaries	7,705	157,150	164,855	1,669,005	1,633,562	1,688,562	(55,000)	(19,557)	1,523,707	10%
1148 Teacher - Special Ed	22,797	17,375	40,172	369,739	401,699	401,699	-	(31,960)	361,527	10%
1200 Certificated Pupil Support Salaries	25,448	33,270	58,718	258,772	337,452	273,371	64,081	(14,599)	214,654	21%
1300 Certificated Supervisor & Administrator Salaries	38,843	39,143	77,987	467,261	467,261	467,261	-	-	389,274	17%
1900 Certificated Other Salaries	1,298	1,298	2,597	15,579	15,579	15,579	-	-	12,982	17%
SUBTOTAL - Certificated Salaries	96,091	248,237	344,328	2,780,356	2,855,553	2,846,472	9,081	(66,116)	2,502,144	12%
Classified Salaries										
2100 Classified Instructional Aide Salaries	1,250	34,680	35,930	629,606	493,426	360,000	133,426	269,606	324,070	10%
2200 Classified Support Salaries	32,225	28,950	61,175	35,020	93,520	294,798	(201,278)	(259,778)	233,623	21%
2300 Classified Supervisor & Administrator Salaries	14,033	15,291	29,324	83,023	98,633	105,827	(7,194)	(22,804)	76,502	28%
2400 Classified Clerical & Office Salaries	19,360	21,651	41,011	192,420	192,420	209,020	(16,600)	(16,600)	168,009	20%
2928 Other Classified - Food	1,395	2,167	3,563	16,416	16,416	16,416	-	-	12,853	22%
2930 Other Classified - Maintenance/grounds	5,813	7,779	13,591	65,200	65,200	65,200	-	-	51,609	21%
2999 Payroll Temporary Holding Account	-	1,000	1,000	-	-	-	-	-	(1,000)	
SUBTOTAL - Classified Salaries	74,076	111,517	185,594	1,021,685	959,615	1,051,261	(91,646)	(29,576)	865,667	18%
Employee Benefits										
3100 STRS	16,438	42,822	59,260	453,172	482,778	470,726	12,052	(17,553)	411,465	13%
3300 OASDI-Medicare-Alternative	6,789	11,846	18,635	124,800	114,956	125,688	(10,732)	(888)	107,053	15%
3400 Health & Welfare Benefits	85,234	(1,104)	84,130	274,570	294,258	300,111	(5,853)	(25,541)	215,982	28%
3500 Unemployment Insurance	1,203	1,854	3,057	17,472	18,144	18,480	(336)	(1,008)	15,423	17%
3600 Workers Comp Insurance	12,890	-	12,890	47,082	47,244	48,267	(1,022)	(1,185)	35,377	27%
3900 Other Employee Benefits	2,845	(126)	2,719	23,418	11,811	12,928	(1,117)	10,490	10,209	21%
SUBTOTAL - Employee Benefits	125,399	55,293	180,692	940,515	969,191	976,200	(7,009)	(35,686)	795,509	19%
Books & Supplies										
4100 Approved Textbooks & Core Curricula Materials	-	-	-	60,000	60,000	60,000	-	-	60,000	0%
4200 Books & Other Reference Materials	-	-	-	10,200	10,200	10,200	-	-	10,200	0%
4315 Custodial Supplies	-	-	-	10,200	10,200	10,200	-	-	10,200	0%
4320 Educational Software	13,101	3,500	16,601	76,500	76,500	76,500	-	-	59,899	22%
4325 Instructional Materials & Supplies	17,596	8,663	26,259	60,000	60,000	60,000	-	-	33,741	44%
4330 Office Supplies	98	1,684	1,782	15,000	15,000	15,000	-	-	13,218	12%
4359 Student Awards/Appreciation	-	-	-	3,060	3,060	3,060	-	-	3,060	0%
4360 College Application Fees	-	65	65	5,000	5,000	5,000	-	-	4,935	1%
4410 Classroom Furniture, Equipment & Supplies	2,494	6,764	9,259	20,000	20,000	20,000	-	-	10,742	46%
4420 Computers: individual items less than \$5k	-	57,662	57,662	50,000	50,000	65,000	(15,000)	(15,000)	7,338	89%
4423 Computer Parts and Materials	-	-	-	4,080	4,080	4,080	-	-	4,080	0%
4433 Wellness Supplies	-	36,628	36,628	8,000	75,000	75,000	-	(67,000)	38,372	49%
4710 Student Food Services	-	-	-	190,036	190,036	190,036	-	-	190,036	0%
4720 Other Food	-	3,435	3,435	7,000	7,000	7,000	-	-	3,565	49%
SUBTOTAL - Books and Supplies	33,289	118,401	151,690	519,076	586,076	601,076	(15,000)	(82,000)	449,386	25%
Services & Other Operating Expenses										

ARISE High School
Income Statement
As of Aug FY2022

	Actual		YTD Actual YTD	Budget						
	Jul	Aug		Approved Budget v1	Previous Forecast	Current Forecast	Previous	Approved	Current Forecast Remaining	% Current Forecast Spent
							Forecast vs. Current Forecast	Budget v1 vs. Current Forecast		
5210 Conference Fees	-	-	-	15,000	15,000	15,000	-	-	15,000	0%
5300 Dues & Memberships	6,000	-	6,000	6,069	6,069	6,069	-	-	69	99%
5400 Insurance	22,561	-	22,561	60,221	60,221	60,221	-	-	37,660	37%
5510 Utilities - Gas and Electric	-	1,299	1,299	-	-	45,000	(45,000)	(45,000)	43,701	3%
5605 Equipment Leases	4,483	2,004	6,487	63,373	63,373	63,373	-	-	56,885	10%
5610 Rent	140,090	69,220	209,310	841,148	841,148	841,148	-	-	631,838	25%
5615 Repairs and Maintenance - Building	10,568	1,405	11,973	10,000	10,000	15,000	(5,000)	(5,000)	3,027	80%
5617 Repairs and Maintenance - Copier	-	-	-	857	857	857	-	-	857	0%
5803 Accounting Fees	-	-	-	23,984	23,984	23,984	-	-	23,984	0%
5809 Banking Fees	62	25	87	1,785	1,785	1,785	-	-	1,698	5%
5812 Business Services	12,333	12,333	24,667	148,000	148,000	148,000	-	-	123,333	17%
5813 TICC Services (Was BTSA)	-	-	-	7,000	7,000	7,000	-	-	7,000	0%
5815 Consultants - Instructional	500	2,319	2,819	8,000	8,000	8,000	-	-	5,181	35%
5820 Consultants - Non Instructional	9,902	-	9,902	43,000	43,000	43,000	-	-	33,098	23%
5822 E-Rate	1,986	-	1,986	2,550	2,550	2,550	-	-	564	78%
5824 District Oversight Fees	1,600	-	1,600	50,217	50,217	50,217	-	-	48,617	3%
5826 Directors Contingency	-	-	-	7,500	7,500	7,500	-	-	7,500	0%
5833 Fines and Penalties	-	-	-	398	398	398	-	-	398	0%
5836 Fingerprinting	116	622	738	1,724	1,724	1,724	-	-	986	43%
5845 Legal Fees	-	190	190	25,000	25,000	25,000	-	-	24,810	1%
5851 Marketing and Student Recruiting	-	-	-	20,000	20,000	20,000	-	-	20,000	0%
5857 Payroll Fees	437	590	1,027	5,100	5,100	5,100	-	-	4,073	20%
5861 Prior Yr Exp (not accrued)	-	815	815	-	-	815	(815)	(815)	0	100%
5863 Professional Development	5,513	5,719	11,232	45,000	45,000	45,000	-	-	33,769	25%
5865 College And Career	-	-	-	15,000	15,000	15,000	-	-	15,000	0%
5866 Enrichment	-	-	-	80,000	80,000	80,000	-	-	80,000	0%
5869 Special Education Contract Instructors	-	-	-	40,000	40,000	56,000	(16,000)	(16,000)	56,000	0%
5872 SPED Admin Fees	-	-	-	8,740	9,663	9,474	189	(733)	9,474	0%
5874 Sports	12,900	-	12,900	6,000	21,000	21,000	-	(15,000)	8,100	61%
5875 Staff Recruiting	-	-	-	5,100	5,100	5,100	-	-	5,100	0%
5877 Student Activities	9,020	1,190	10,210	80,000	50,000	50,000	-	30,000	39,790	20%
5878 Student Assessment	-	-	-	9,670	9,670	9,670	-	-	9,670	0%
5880 Student Health Services	-	-	-	7,650	7,650	7,650	-	-	7,650	0%
5881 Student Information System	1,583	1,583	3,167	23,159	23,159	23,159	-	-	19,992	14%
5884 Substitutes	-	-	-	30,000	-	-	-	30,000	-	-
5887 Technology Services	1,275	4,985	6,260	40,800	40,800	40,800	-	-	34,540	15%
5893 Transportation - Student	-	-	-	30,000	30,000	30,000	-	-	30,000	0%
5896 Internet/Website consulting	-	216	216	3,060	3,060	3,060	-	-	2,844	7%
5915 Postage and Delivery	3,000	-	3,000	3,060	3,060	3,060	-	-	60	98%
5920 Communications - Telephone & Fax	875	2,858	3,733	25,684	25,684	25,684	-	-	21,950	15%
SUBTOTAL - Services & Other Operating Exp.	244,805	107,373	352,179	1,793,847	1,749,769	1,816,395	(66,626)	(22,548)	1,464,216	19%
Capital Outlay & Depreciation										
6900 Depreciation	-	-	-	272,578	272,578	272,578	-	-	272,578	0%
SUBTOTAL - Capital Outlay & Depreciation	-	-	-	272,578	272,578	272,578	-	-	272,578	0%
Other Outflows										
7438 Long term debt - Interest	4,573	4,509	9,082	49,606	49,606	49,606	-	-	40,525	18%
7999 Uncategorized Expense	10,232	46,465	56,697	-	-	-	-	-	(56,697)	

ARISE High School
Income Statement
As of Aug FY2022

	Actual		YTD	Budget						
	Jul	Aug	Actual YTD	Approved Budget v1	Previous Forecast	Current Forecast	Previous Forecast vs. Current Forecast	Approved Budget v1 vs. Current Forecast	Current Forecast Remaining	% Current Forecast Spent
SUBTOTAL - Other Outflows	14,805	50,974	65,779	49,606	49,606	49,606	-	-	(16,173)	133%
TOTAL EXPENSES	588,466	691,794	1,280,261	7,377,662	7,442,388	7,613,588	(171,200)	(235,925)	6,333,327	17%

ARISE High School Board Meeting

BRYCE FLEMING AND JOSH CLARK
OCTOBER 19, 2021



Contents



- 1. 2021-22 Financial Update**
 - A. Review of Forecast Changes
 - B. Current Forecast
 - C. Cash Flow Projection

- 2. State Funding Update**
 - A. Educator Effectiveness
 - B. A-G Completion
 - C. Plan Timelines

- 3. Exhibits**
 - A. Current 21-22 Forecast
 - B. Cash Flow

2021-22 Forecast Update

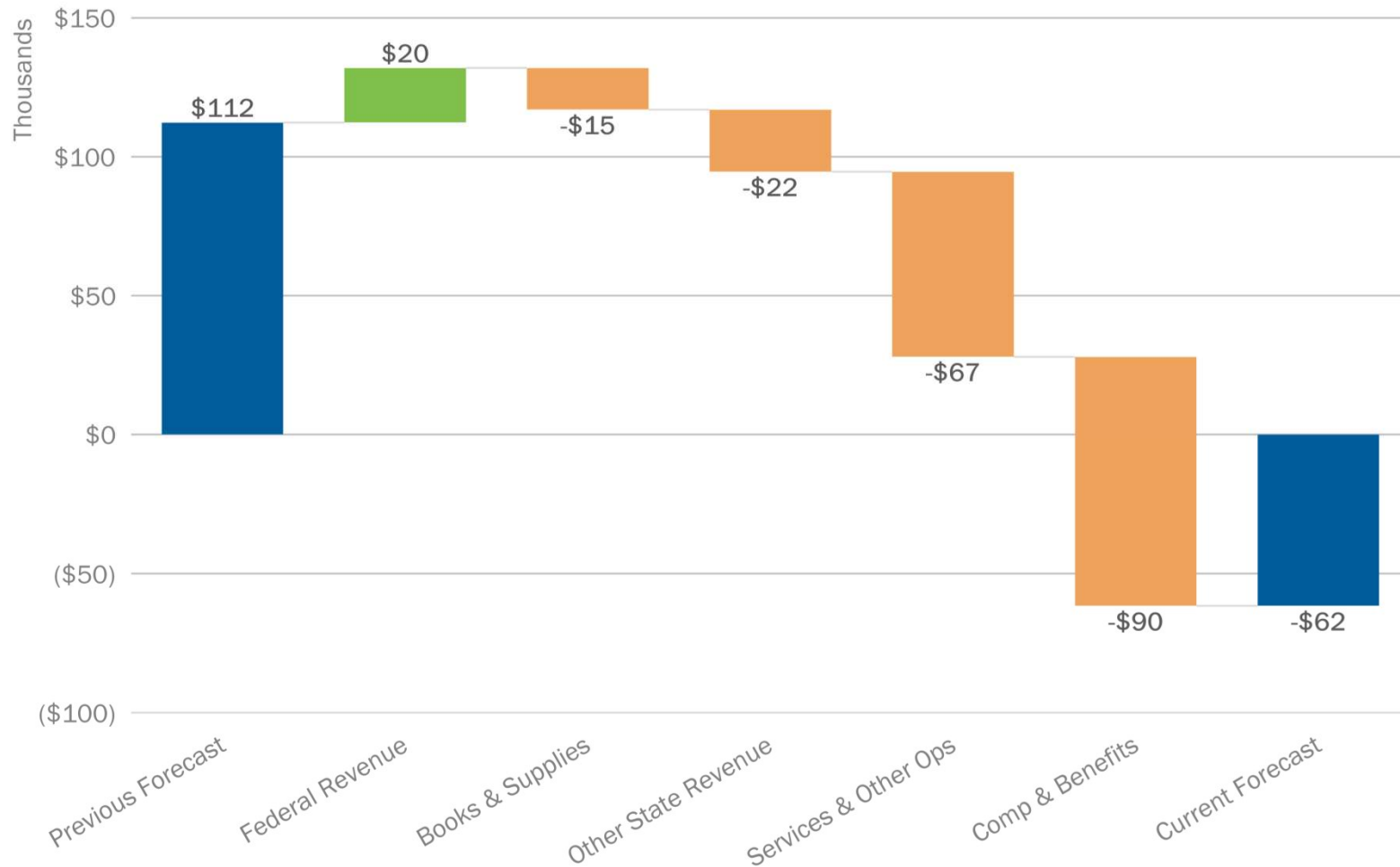
Actuals through 8/31/2021



2021-22 Forecast Update



Increases in personnel and utilities have decreased forecast



Budget Comparison



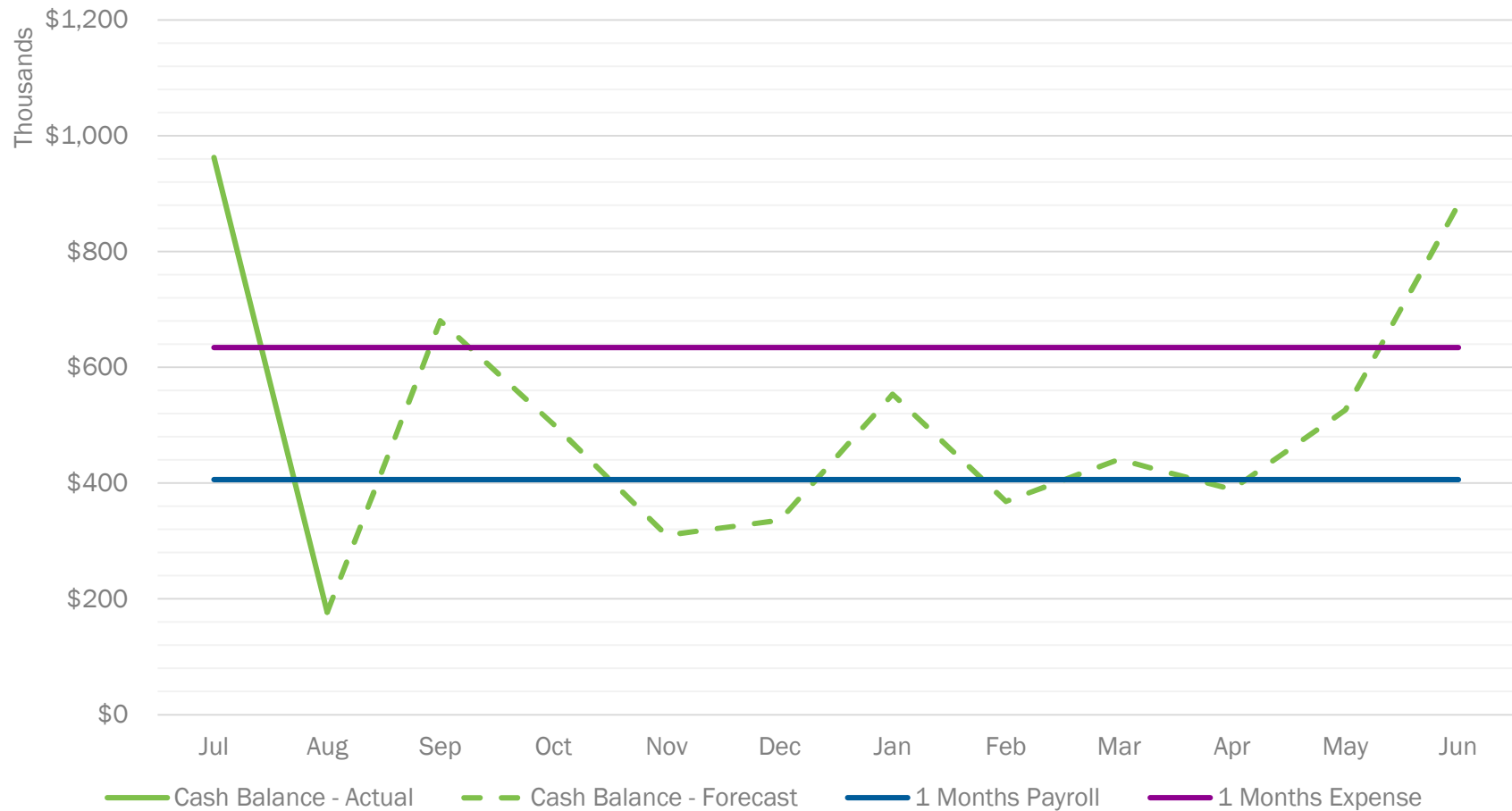
Net \$174K decrease in operating income

		2021-22	2021-22	Variance
		Previous Forecast	Current Forecast	
Revenue	LCFF Entitlement	4,923,189	4,923,189	-
	Federal Revenue	775,661	795,308	19,647
	Other State Revenues	1,224,061	1,201,711	(22,350)
	Local Revenues	631,793	631,793	-
	Fundraising and Grants	-	-	-
	Total Revenue	7,554,705	7,552,001	(2,703)
Expenses	Compensation and Benefits	4,784,358	4,873,933	(89,574)
	Books and Supplies	586,076	601,076	(15,000)
	Services and Other Operating	1,749,769	1,816,395	(66,626)
	Depreciation	272,578	272,578	-
	Other Outflows	49,606	49,606	-
	Total Expenses	7,442,388	7,613,588	(171,200)
	Operating Income	112,317	(61,586)	(173,903)
	Beginning Balance (Unaudited)	1,950,555	1,950,555	-
	Operating Income	112,317	(61,586)	(173,903)
	Ending Fund Balance (incl. Depreciation)	2,062,872	1,888,969	(173,903)
	Ending Fund Balance as % of Expenses	27.7%	24.8%	-2.9%

2021-22 Monthly Cash Flow Projection



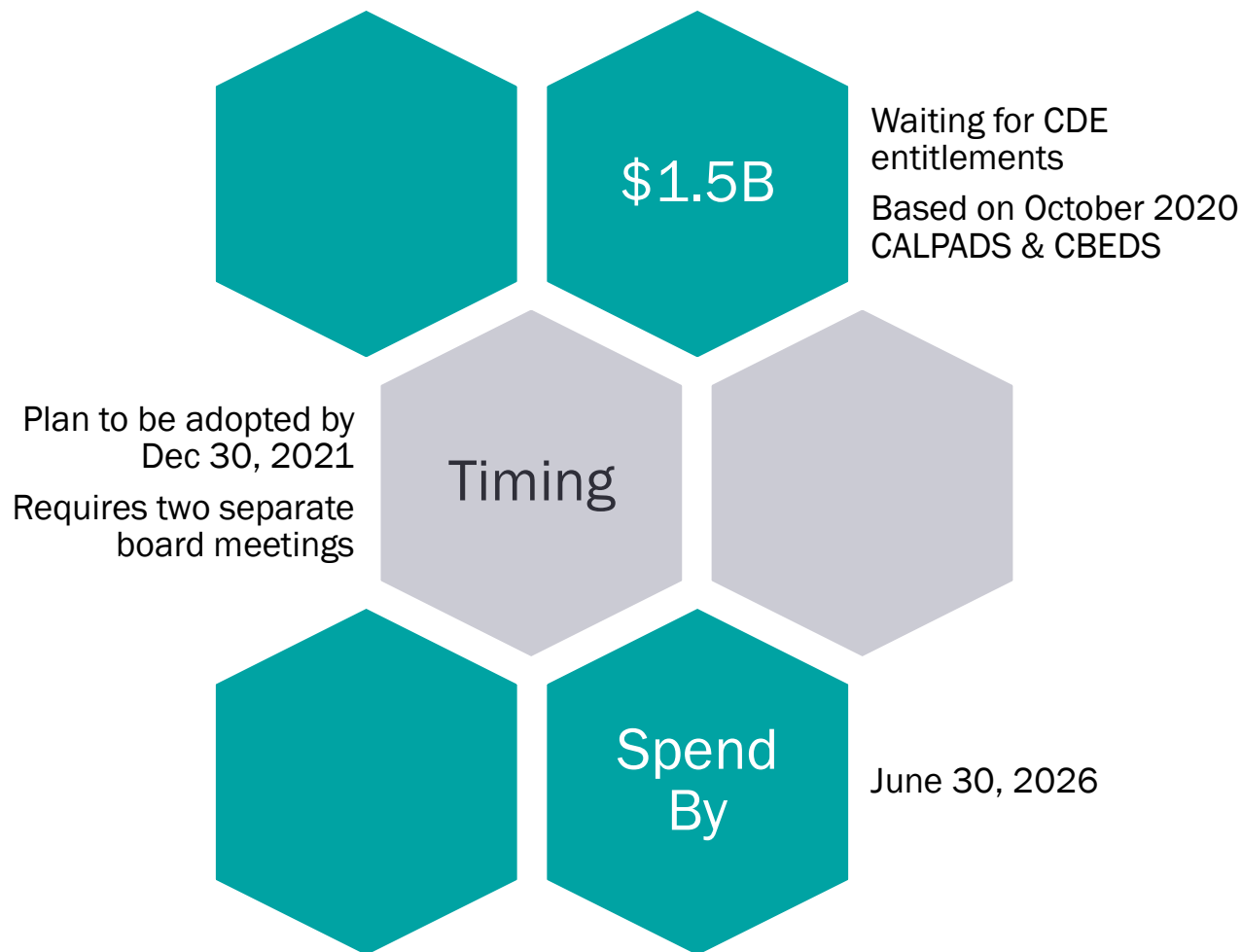
Cash increases in Sep/Oct as deferral repayments are received



State Funding Update

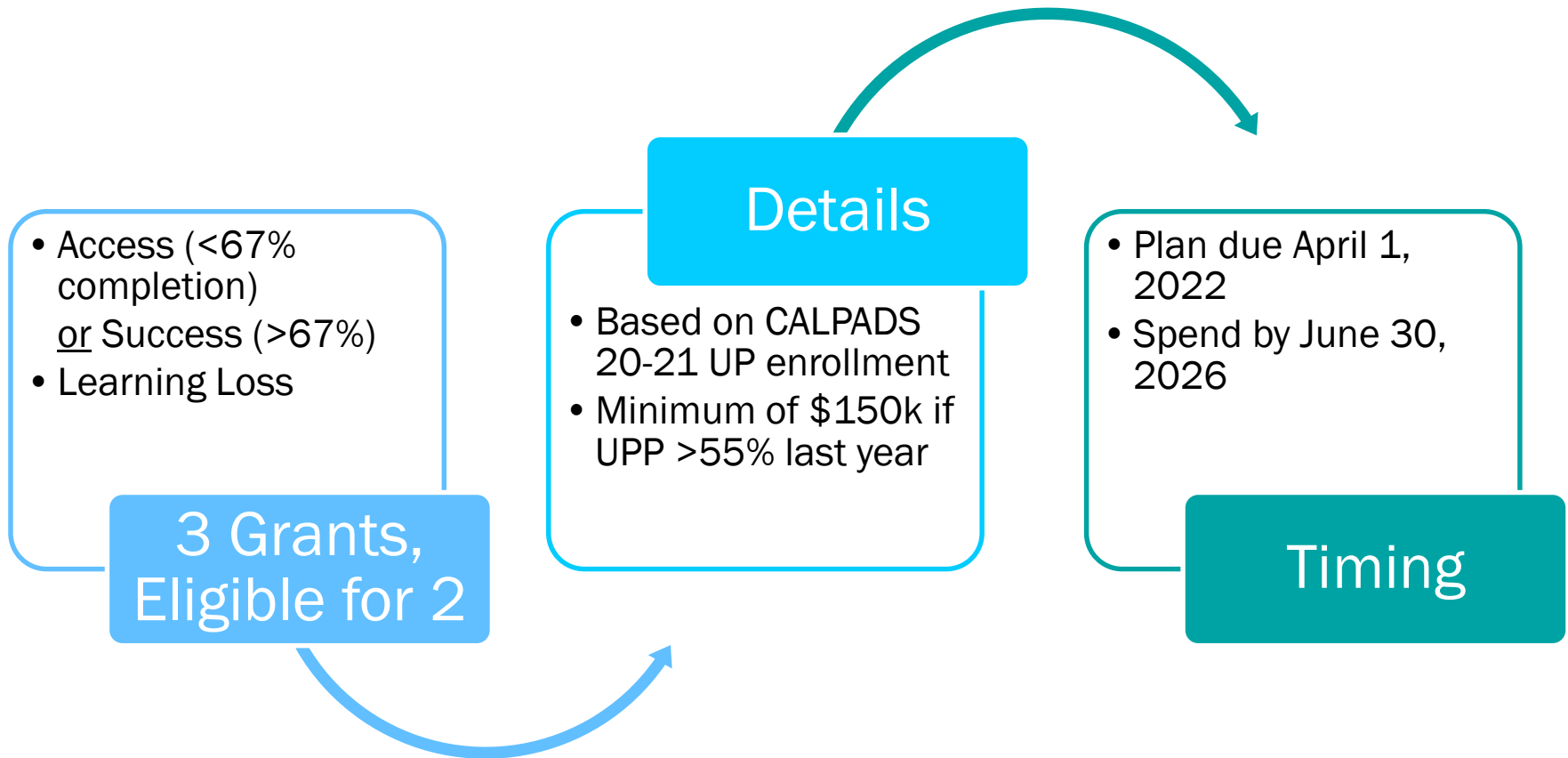


Educator Effectiveness



Currently \$20K of revenue in this year's forecast

A-G Completion

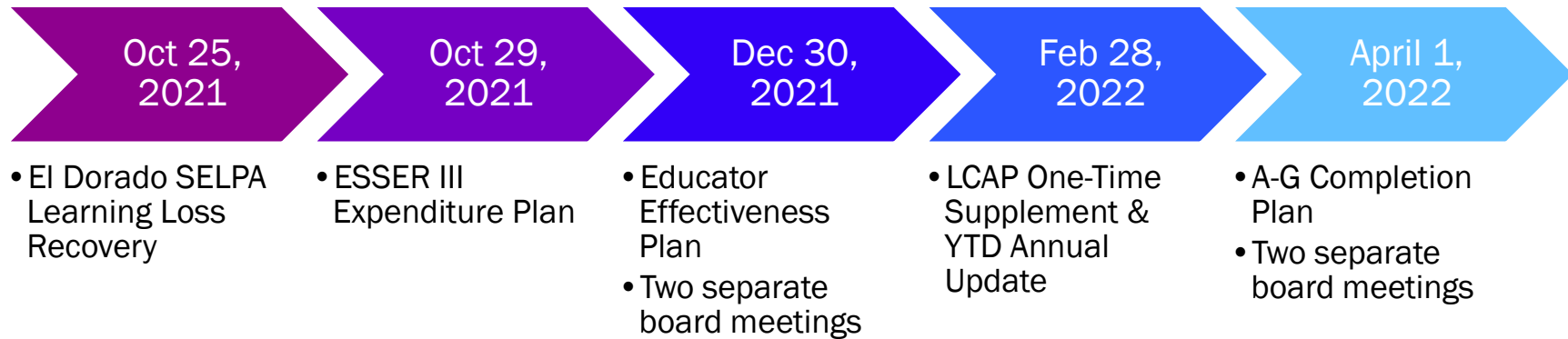


Currently no revenue in forecast, but could be added to help deficit

Plans Due Throughout 2021-22



All plans with the exception of El Dorado funds require board approval



Cover Sheet

Review Math and Literacy Assessment Data

Section: V. Academic Excellence Committee Update
Item: A. Review Math and Literacy Assessment Data
Purpose: Discuss
Submitted by:
Related Material:
Board Copy Math Priority Planning Pre-to-Post Tracking 21-22.xlsx
Board Meeting Academic Excellence Committee Updates 21-22.pdf



Academic Excellence Committee Board Update

October 19, 2021



Literacy Instructional Priority 2021-22

All ARISE teachers will develop student's abilities to access and analyze complex text in their subject, think critically and speak about the text, and use text-based evidence to develop and defend an effective written claim.

Data from Fall NWEA Reading Assessment (September)

	# Students Tested	Avg. RIT	Avg. Lexile	# @ Grade Level	% @ Grade Level	# One Grade Level Below	% One Grade Level Below
9th	94	211	904	54	57.4%	11	11.7%
10th	83	210	890	30	36.1%	15	18.1%
11th	92	215	976	34	37.0%	15	16.3%
12th	76	218	1027	17	22.4%	16	21.1%
All	345	213	94	39.1%	57	16.5%	

Goal:

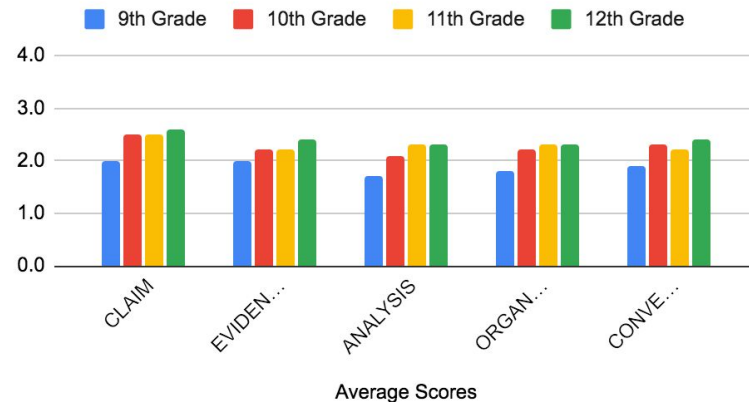
- MAP Reading (% of students reading at grade level)
 - September is baseline:
 - 9th - 57%
 - 10th - 33%
 - 11th - 37%
 - 12th - 22%
 - January - students reading at “grade level” or higher for every grade level will increase by 15%

How will we get there?

- Individual growth goal setting in Advisory - and bi-weekly check ins
- DIRT consistency
- Literacy Priority Plan (order of operations) in all non-math classrooms
- Designated EL and newcomer support

Data from Writing Benchmark #1 (September)

Average Score by Criteria



Average Scores	CLAIM	EVIDENCE	ANALYSIS	ORGANIZATION	CONVENTIONS	TOTAL /20
9th Grade	2.0	2.0	1.7	1.8	1.9	9.4
10th Grade	2.5	2.2	2.1	2.2	2.3	11.3
11th Grade	2.6	2.2	2.3	2.3	2.2	11.7
12th Grade	2.7	2.4	2.4	2.4	2.5	12.3
ALL STUDENTS	2.4	2.2	2.2	2.2	2.2	11.2

Goal:

- By January, the % of students averaging 3 or higher increases by 10%

How will we get there?

- Individual growth goal setting in Advisory - and bi-weekly check ins
- Literacy Priority Plan (order of operations) in all non-math classrooms
- Designated EL and newcomer support



2021-22 Literacy Instructional Priority:

All ARISE teachers will develop student's abilities to access and analyze complex text in their subject, think critically and speak about the text, and use text-based evidence to develop and defend an effective written claim.

Literacy Order of Operations

• Before reading

- Identify purpose for reading (Why is the student reading this text?)
- Wide-angle reading
 - Title, Italics, Headers, Structure, etc.
 - Purpose of reading (Why did the author write this text? Who is the intended audience?)

• During reading

- Summarize the gist
- Use *Signposts* and *Big 3 Questions* to read deeply
- Identify author's claim, evidence, and analysis (reasoning)

• After reading

- Discuss: demonstrate critical thinking through structured academic discourse
- Write: use text-based evidence to develop and defend an effective written claim
 - Claim
 - Evidence
 - Analysis

Literacy Priority PD Update

Cover Sheet

Head of School Update

Section:	VI. Discussion Items
Item:	A. Head of School Update
Purpose:	Discuss
Submitted by:	
Related Material:	Head of School Goals 21-22.pdf



Head of School 2021-22 Goals

Goal	Look-Fors/Evidence	Connection to Board on Track Assessment
<p>Be a visible and palpable culture leader in the school, every day. Have deep and authentic relationships with all staff, students, and their families.</p>	<ul style="list-style-type: none"> ● Present at 85% of lunch and passing periods ● Weekly Newsletter ● Attend 90% of sports games ● Spend one period a day in common areas and/or classrooms ● 7 “Happy” phone calls home per week - each child gets a happy phone call by May 1, 2022 ● Increase of direct and real time feedback to staff and students ● School Culture Rounds ● Attend 2-3 Ukiah or other camping trips ● Support high need SLCs and follow ups 	<ul style="list-style-type: none"> ● Engages the Community ● Demonstrates Integrity
<p>Implement the priority plans with fidelity and consistency</p>	<ul style="list-style-type: none"> ● Instructional Rounds ● Data Inquiry each quarter ● Increase in student achievement in ELA/Math ● Coaching meetings with Chris and Trevor ● Attends and supports ILT meetings ● Instructional Priority Rounds ● Attends and supports Team Freire 	<ul style="list-style-type: none"> ● Leads the Educational Program ● Develops and Leads the Staff ● Creates a culture of excellence ● Drives Academic Excellence/Student Performance
<p>Decrease # of students receiving NCs by 10%</p>	<ul style="list-style-type: none"> ● Bi-weekly student talk in academic families ● SLC Contracts and follow ups ● Supporting Academic Counseling Team in tracking data to support students ● Revamping and managing guided groups and office hours system ● # of students in Tutoring and case managers 	<ul style="list-style-type: none"> ● Creates a culture of excellence ● Drives Academic Excellence/Student Performance

Cover Sheet

Development Update

Section: VI. Discussion Items
Item: B. Development Update
Purpose: Discuss
Submitted by:
Related Material: _ARISE Development Presentation .pdf



DEVELOPMENT PLANNING



Objectives



- Share goals for fund development at Arise
- Get feedback, input, and support from board

Why Fund Development Now?

Currently, Arise has a balanced budget and ample funds, but as one-time funds drop off, Arise should begin planning now to have a source of soft-dollars that can support new programs and innovations.

This funding will not fund mission critical functions.

Arise does not do any fundraising currently, and building a “development engine” takes considerable time, so the time to begin is NOW!



Goals for 21-22 School Year & Beyond - \$250,000

- Develop a strong case statement for Arise Fund Development
- Develop other communication templates to support fundraising, such as an annual report, newsletters, etc.
- Set up technical elements of fundraising (i.e. network for good website, tax letters)
- Submit proposals to 6 - 10 foundations
- Initiate an annual giving campaign, starting with the Board! :)
- Support staff members to write Donors Choose and/or teacher specific grants
- Involve donors or potential donors in Warrior Defenses

What is Needed from the Board

- Give your own meaningful donation (any amount is welcome!)
- Support fund development efforts by inviting friends, colleagues to events
- Supply between 5 - 10 names, addresses of friends, colleagues who could receive an annual campaign letter

THANK YOU IN ADVANCE!!

Questions Input Feedback?

Cover Sheet

Governance Committee Update

Section:	VII. Governance
Item:	B. Governance Committee Update
Purpose:	Discuss
Submitted by:	
Related Material:	Governance Goals 21-22.pdf

Governance Committee Goals and Roles

Topic	Leader	Goal
Board Recruitment	Ana	<ul style="list-style-type: none"> ● Fill Finance Committee vacancies re: leaves of absence ● Assess board composition with KG and determine key additional roles to recruit fo ● (from Dashboard) 70% of new board members reflect black, indigenous and/or latino/a background
Board Secretary	Maria	<ul style="list-style-type: none"> ● All board meetings are well planned for and executed within Brown Act expectations ● Minutes are accurately captures in BoardOnTrack
HoS Eval & Contract Process	Dave & Romeo	<ul style="list-style-type: none"> ● Mid Year Focus Groups are held with staff ● Winter HoS Assessment is completed ● Successful debrief conversations are held with KG in timely fashion
Board Development	Dave	<ul style="list-style-type: none"> ● Board completes annual assessment resulting in increased total score ● Board members feel engaged, supported and impactful

Cover Sheet

Local Indicators

Section: VII. Governance
Item: C. Local Indicators
Purpose: Vote
Submitted by:
Related Material: ARISE Local Indicators 2020-2021.pdf

ARISE High School

CA School Dashboard

Local Indicators

2020-2021

Brought to the Board of Directors for approval:

19 October 2021

Table of Contents

Priority 1 – Appropriately Assigned Teachers, Access to Curriculum-Aligned Instructional Materials, and Safe, Clean and Functional School Facilities	3
Priority 2 – Implementation of State Academic Standards	4
Priority 3 – Parent Engagement	7
Priority 6 – School Climate	10
Priority 7 – Access to a Broad Course of Study	11

Priority 1 – Appropriately Assigned Teachers, Access to Curriculum-Aligned Instructional Materials, and Safe, Clean and Functional School Facilities

Standard: Local educational agency annually measures its progress in meeting the Williams settlement requirements at 100% at all of its school sites, as applicable, and promptly addresses any complaints or other deficiencies identified throughout the academic year, as applicable; and provides information annually on progress meeting this standard to its local governing board and to stakeholders and the public through the California School Dashboard (Dashboard).

Number/percentage of misassignments of teachers of English learners, total teacher misassignments, and vacant teacher positions: 0

Number/percentage of students without access to their own copies of standards-aligned instructional materials for use at school and at home: 0

Number of identified instances where facilities do not meet the “good repair” standard (including deficiencies and extreme deficiencies): 0

Priority 2 – Implementation of State Academic Standards

Standard: Local educational agency annually measures its progress implementing state academic standards and reports the results to its local governing board at a regularly scheduled meeting of the local governing board and to stakeholders and the public through the California School Dashboard (Dashboard).

Recently Adopted Academic Standards and/or Curriculum Frameworks

1. Rate the local educational agency's progress in providing professional learning for teaching to the recently adopted academic standards and/or curriculum frameworks identified below.

Rating Scale (lowest to highest): 1 – Exploration and Research Phase; 2 – Beginning Development; 3 – Initial Implementation; 4 – Full Implementation; 5 – Full Implementation and Sustainability

English Language Arts – Common Core State Standards for English Language Arts

1 2 3 4 **5**

English Language Development (Aligned to English Language Arts Standards)

1 2 3 4 **5**

Mathematics – Common Core State Standards for Mathematics

1 2 3 4 **5**

Next Generation Science Standards

1 2 3 4 **5**

History-Social Science

1 2 3 4 **5**

2. Rate the local educational agency's progress in making instructional materials that are aligned to the recently adopted academic standards and/or curriculum frameworks identified below available in all classrooms where the subject is taught.

Rating Scale (lowest to highest): 1 – Exploration and Research Phase; 2 – Beginning Development; 3 – Initial Implementation; 4 – Full Implementation; 5 – Full Implementation and Sustainability

English Language Arts – Common Core State Standards for English Language Arts

1 2 3 4 **5**

English Language Development (Aligned to English Language Arts Standards)

1 2 3 4 **5**

Mathematics – Common Core State Standards for Mathematics

1 2 3 **4** 5

Next Generation Science Standards

1 2 3 **4** 5

History-Social Science

1 2 3 **4** 5

3. Rate the local educational agency's progress in implementing policies or programs to support staff in identifying areas where they can improve in delivering instruction aligned to the recently adopted academic standards and/or curriculum frameworks identified below (e.g., collaborative time, focused classroom walkthroughs, teacher pairing)

Rating Scale (lowest to highest): 1 – Exploration and Research Phase; 2 – Beginning Development; 3 – Initial Implementation; 4 – Full Implementation; 5 – Full Implementation and Sustainability

English Language Arts – Common Core State Standards for English Language Arts

1 2 3 4 **5**

English Language Development (Aligned to English Language Arts Standards)

1 2 3 4 **5**

Mathematics – Common Core State Standards for Mathematics

1 2 3 4 **5**

Next Generation Science Standards

1 2 3 4 **5**

History-Social Science

1 2 3 4 **5**

Other Adopted Academic Standards

4. Rate the local educational agency's progress implementing each of the following academic standards adopted by the State Board of Education for all students.

Rating Scale (lowest to highest): 1 – Exploration and Research Phase; 2 – Beginning Development; 3 – Initial Implementation; 4 – Full Implementation; 5 – Full Implementation and Sustainability

Career Technical Education

1 2 3 **4** 5

Health Education Content Standards

1 2 3 **4** 5

Physical Education Model Content Standards

1 **2** 3 4 5

Visual and Performing Arts

1 2 3 4 **5**

World Language

1 2 3 4 **5**

Support for Teachers and Administrators

Rate the LEA's success at engaging in the following activities with teachers and school administrators during the prior school year (including the summer preceding the prior school year).

Rating Scale (lowest to highest): 1 – Exploration and Research Phase; 2 – Beginning Development; 3 – Initial Implementation; 4 – Full Implementation; 5 – Full Implementation and Sustainability

Identifying the professional learning needs of groups of teachers or staff as a whole

1 2 3 4 **5**

Identifying the professional learning needs of individual teachers

1 2 3 4 **5**

Providing support for teachers on the standards they have not yet mastered

1 2 3 4 **5**

Priority 3 – Parent Engagement

Standard: The local educational agency (LEA) annually measures its progress in: (1) seeking input from parents in decision making; and (2) promoting parental participation in programs, and reports the results to its local governing board at a regularly scheduled meeting and to stakeholders and the public through the California School Dashboard (Dashboard).

Building Relationships

Rating Scale (lowest to highest): 1 – Exploration and Research Phase; 2 – Beginning Development; 3 – Initial Implementation; 4 – Full Implementation; 5 – Full Implementation and Sustainability

Developing the capacity of staff (i.e. administrators, teachers, and classified staff) to build trusting and respectful relationships with families.

1 2 3 4 **5**

Creating welcoming environments for all families in the community.

1 2 3 4 **5**

Supporting staff to learn about each family’s strengths, cultures, languages, and goals for their children.

1 2 3 4 **5**

Developing multiple opportunities for the LEA and school sites to engage in 2-way communication between families and educators using language that is understandable and accessible to families.

1 2 3 4 **5**

Narrative

Briefly describe the LEA’s current strengths and progress in this area and identify a focus area for improvement, including how the LEA will improve the engagement of underrepresented families.

We hold weekly classes and workshops on topics such as supporting your student, teenage mental health, political advocacy, and humanizing parenting skills. These workshops are held bilingually and their attendance continues to grow. All advisors hold student led conferences (SLCs) for each student to present to their family how they have performed that quarter and how they plan to improve. Students are also asked about how they are accessing resources at school and the community and what the school and family support can further increase their well being and achievement. We are working to improve the support systems for students and families that are struggling academically and socio emotionally. We have increased our support staff to include an academic counselor who is dedicated to supporting students and families through academic contracts and check ins. We have also added evening classes for families and increased engagement with administration. Families now receive further details in the newsletter and it is built to highlight ways that they can take part in community events. Our culture team (hooks) and 12th grade academic counselor, family coordinator, dean of culture along with our head of school all have goals related to increasing family and community engagement, specifically tied to academics and restorative justice implementation. We are increasing the amount of restorative justice circles that include multiple students and families. The head of school and dean of culture are leading and facilitating these circles and are training our student support team as well as our student leaders in restorative practices so that we can expand them throughout the community. We are also working to build up family leaders in RJ that will be able to support the work.

Building Partnerships for Student Outcomes

Rating Scale (lowest to highest): 1 – Exploration and Research Phase; 2 – Beginning Development; 3 – Initial Implementation; 4 – Full Implementation; 5 – Full Implementation and Sustainability

Providing professional learning and support to teachers and principals to improve a school’s capacity to partner with families.

1 2 3 4 **5**

Providing families with information and resources to support student learning and development in the home.

1 2 3 **4** 5

Implementing policies or programs for teachers to meet with families and students to discuss student progress and ways to work together to support improved student outcomes. *

1 2 3 4 **5**

Supporting families to understand and exercise their legal rights and advocate for their own students and all students.

1 2 **3** 4 5

Narrative

Briefly describe the LEA’s current strengths and progress in this area and identify a focus area for improvement, including how the LEA will improve the engagement of underrepresented families.

As a social justice school that was founded by the community we are inherently rooted in wrapping our services around families and students. We have a parent coordinator that has established classes and meetings for families. We have however noticed that the same groups of families attend events. Therefore we are working to engage families in a variety of ways to increase parent engagement, especially for those families that have not traditionally participated in schools. We have revamped our social media, website, and family newsletter; we also have increased outreach to families of students that are struggling in school. Our new attendance monitoring process team ensures that all families of students that are starting to disengage have a meeting with a team member. Our team is bilingual and diverse, and we intentionally have different team members build relationships with specific families.

Seeking Input for Decision Making

Rating Scale (lowest to highest): 1 – Exploration and Research Phase; 2 – Beginning Development; 3 – Initial Implementation; 4 – Full Implementation; 5 – Full Implementation and Sustainability

Building the capacity of and supporting principals and staff to effectively engage families in advisory groups and with decision-making.

1 2 **3** 4 5

Building the capacity of and supporting family members to effectively engage in advisory groups and decision-making.

1 2 **3** 4 5

Providing all families with opportunities to provide input on policies and programs, and implementing strategies to reach and seek input from any underrepresented groups in the school community.

1 2 **3** 4 5

Providing opportunities to have families, teachers, principals, and district administrators work together to plan, design, implement and evaluate family engagement activities at school and district levels. *

1 2 **3** 4 5

Narrative

Briefly describe the LEA's current strengths and progress in this area and identify a focus area for improvement, including how the LEA will improve the engagement of underrepresented families.

As a school that was founded with deep roots in the community, we carry inherent strength in this area by design. We have a parent coordinator that has been here since the inception of the school and who is also a current parent. Her connection to the community continues to build practices that ensure that we continuously keep that lens in our policies. We involve families in decision making every step of the way at ARISE when decisions are big. For example, we had a large family panel during our last head of school search. They spent an hour with the candidates and gave their feedback and votes. Our area of growth is including families in decisions and planning processes that are more commonplace. We are working to redesign our organizational structure and teams so that we can build in more family input and leadership. In order to model and begin this work, our culture team includes a parent as well as a subcommittee dedicated to increasing family engagement. We are seeking and processing family feedback about events that would be informative and highly engaging for them. In that process we are ensuring that we reach out to families that do not traditionally attend events so we can hear about what would make them able to engage more.

Priority 6 – School Climate

Standard: The LEA administers a local climate survey at least every other year that provides a valid measure of perceptions of school safety and connectedness, such as the California Healthy Kids Survey, to students in at least one grade within the grade span(s) that the LEA serves (e.g., K–5, 6–8, 9–12), and reports the results to its local governing board at a regularly scheduled meeting of the local governing board and to stakeholders and the public through the California School Dashboard.

Narrative

We are increasing student leadership and involvement in the school. We are writing a weekly student newsletter to keep students informed of the happenings at the school and seek student input and leadership in a variety of new ways. Our leadership class has taken on increased responsibilities and decision making at the school. We have also started student surveys to seek input about teacher practice. We have also begun to deepen our restorative practices, which includes creating a more welcoming and equitable community and school environment. Our culture team and leadership teams meet to create new initiatives for safety, joy, and community building with students. Our restorative discipline is inclusive of students and seeks to have suspensions completely eliminated to solve issues and harm in house.

Priority 7 – Access to a Broad Course of Study

Standard: Local educational agencies (LEAs) annually measure their progress in the extent to which students have access to, and are enrolled in, a broad course of study that includes the adopted courses of study specified in the California Education Code for Grades 1-6 and Grades 7-12 , as applicable, including the programs and services developed and provided to unduplicated students and individuals with exceptional needs, and report the results to their local governing board at regularly scheduled meetings of the local governing board and to stakeholders and the public through the Dashboard.

1. Briefly identify the locally selected measures or tools that the LEA is using to track the extent to which all students have access to, and are enrolled in, a broad course of study, based on grade spans, unduplicated student groups, and individuals with exceptional needs served.

We store all students' academic progress data in PowerSchool. We have an expanded team of academic counselors who track this data, one of whom tracks it specifically for 12th grade. All advisors meet each semester with families and students during student-led conferences where graduation plans, course requirements, and academic progress are reviewed. Our adelante and special education teams also review all this data with our data coordinator to monitor for disparities in academic outcomes.

2. Using the locally selected measures or tools, summarize the extent to which all students have access to, and are enrolled in, a broad course of study. The summary should identify any differences across school sites and student groups in access to, and enrollment in, a broad course of study. LEAs may describe progress over time in the extent to which all students have access to, and are enrolled in, a broad course of study.

Because of our small size we inherently have a small course of study. However, we are working to increase course variety and availability by doing a broad survey and organizational study to figure out how we could best serve students. All students currently have access to our course of study which includes the Public & Community Health pathway. All ELL and special education students have access to all our courses and are in inclusion settings. We have increased the number of classrooms and our enrollment this year, which also gives us more flexibility with course scheduling and equitable access.

3. Given the results of the tool or locally selected measures, identify the barriers preventing the LEA from providing access to a broad course of study for all students.

We do not currently offer enough year-long electives (G requirement) for our students and want to increase these offerings by possibly increasing post session opportunities, weekend and after-school activities, and dual-enrollment options.

4. In response to the results of the tool or locally selected measures, what revisions, decisions, or new actions will the LEA implement, or has the LEA implemented, to ensure access to a broad course of study for all students?

We are keeping an extra close eye on all students' progress and academic standing by using our new and revised systems with our academic counselors. We are doing class audits and schedule audits and are in constant communication with students about their courses through check ins, advisory, and surveys. We are taking all this information into consideration when developing our design team decisions and thinking about the growth and future of ARISE as a school with broader options for all students.

Attachments

The following files are attached to this PDF: You will need to open this document in an application that supports attachments (i.e. [Adobe Reader](#)) in order to access these files.

Board Copy Math Priority Planning Pre-to-Post Tracking 21-22.xlsx