



Finance – FY22 Fiscal Updates Presented to LCPS Board of Directors on 4/13/22



Finance Committee Agenda

	Item	Category	Attached Statements, if Applicable
Recurring Discussion Items	A	Goals: today & upcoming meetings	A. Form 700 due by April 1, 2022 B. Independent Auditor Selection Form - Board to Approve on April 13, 2022 C. Review of FY23 Budget - Finance Committee on May 25, 2022
	B	FY 2021-22 Enrollment Update & FY 2022-23 Projections	
	C	FY 2022-23 Budget Development Updates	
	D	Current Year to Date Income/Cash Flow Statement Review	
	E	Approval of increased line of credit	Increasing from \$500k to \$2m
	F	Special Education Budget Update for FY22-23 SY	
	G	Charter School & CMO Budget Comparisons (For June BOD)	
Recurring Consent Items	H	Check Register	Feb 2022 Registers



FY2021-22 Enrollment Update & FY2022-23 Projections

Enrollment Update

LCPS Seats Filled: **1650** / 1674 98.6%

Lighthouse	K	1	2	3	4	5	6	7	8	9	10	11	12	TOTALS
Day 1 Target	54	54	54	54	54	54	81	81	81	81	81	81	81	891
Day 1 Min	52	52	52	52	52	52	78	78	78	80	80	80	80	866
In Aeries - YES	0	54	52	49	51	50	52	72	75	74	74	75	76	754
Schoolmint - Accepted	52	4	9	7	7	8	26	11	3	12	6	4	2	151
Seats Filled	52	58	61	56	58	58	78	83	78	86	80	79	78	905
Seats Available	2	-4	-7	-2	-4	-4	3	-2	3	-5	1	2	3	-14
In Aeries - Maybe	0	0	0	1	0	0	1	3	2	3	4	3	2	19
Seats Filled Incl Maybes	52	58	61	57	58	58	79	86	80	89	84	82	80	924
Seats Available Incl Maybes	2	-4	-7	-3	-4	-4	2	-5	1	-8	-3	-1	1	-33

Lighthouse: 905 / 891	101.6%
K-5: 343 / 324	105.9%
6-8: 239 / 243	98.4%
9-12: 323 / 324	99.7%

Waitlist exhausted:

8th
10th

Lodestar	K	1	2	3	4	5	6	7	8	9	10	11	12	TOTALS
Day 1 Target	54	54	54	54	54	54	81	81	81	81	75	60	x	783
Day 1 Min	52	52	52	52	52	52	78	78	78	80	75	60	x	761
In Aeries - YES	0	51	50	42	51	50	44	73	75	66	67	57	x	626
Schoolmint - Accepted	40	8	5	2	6	5	32	5	2	9	3	2	x	119
Seats Filled	40	59	55	44	57	55	76	78	77	75	70	59	x	745
Seats Available	14	-5	-1	10	-3	-1	5	3	4	6	5	1	x	38
In Aeries - Maybe	0	1	2	4	1	3	5	4	3	7	2	8	x	40
Seats Filled Incl Maybes	40	60	57	48	58	58	81	82	80	82	72	67	x	785
Seats Available Incl Maybes	14	-6	-3	6	-4	-4	0	-1	1	-1	3	-7	x	-2

Lodestar: 745 / 783	95.1%
K-5: 310 / 324	95.7%
6-8: 231 / 243	95.1%
9-11: 204 / 216	94.4%

Waitlist exhausted:

3rd 7th 9th
8th 10th
11th



FY 23 Budget Development Updates

FY23 Budget Development Status

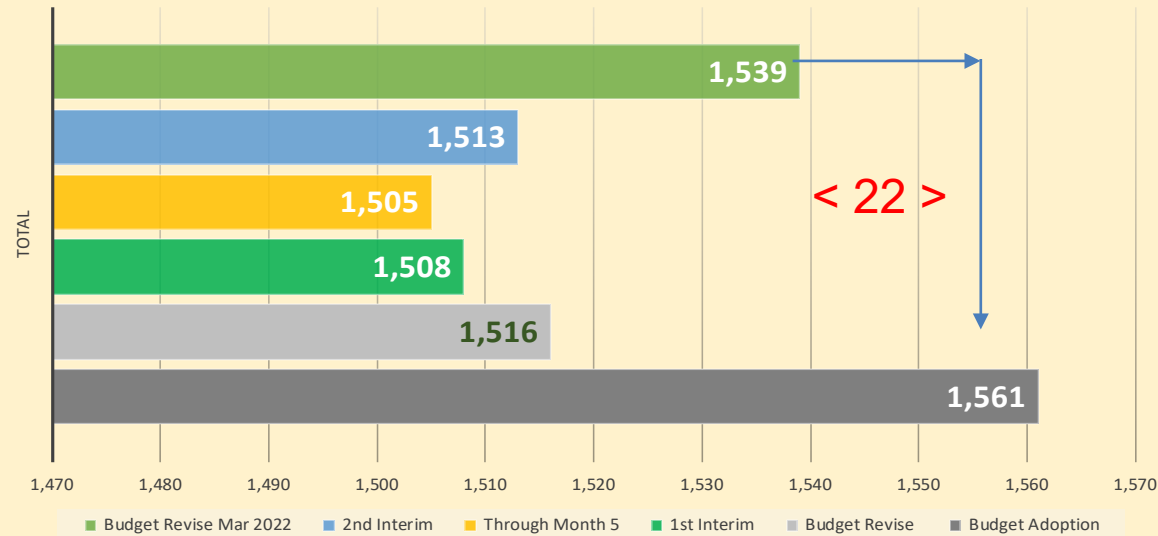
- **Where we are:**
 - Updated total staffing needed Core and Non-Core
 - Updated Salary Projection File that matches new salaries per the addendum process
 - Budget Development Model Template created to track budget implications for 6 schools
- **Next Steps**
 - Reconcile resource allocations with assigned expenses
 - Balance resources
 - Prep the deck for Finance Committee on May 25th
 - Prep the deck for Board Approval on June 8th



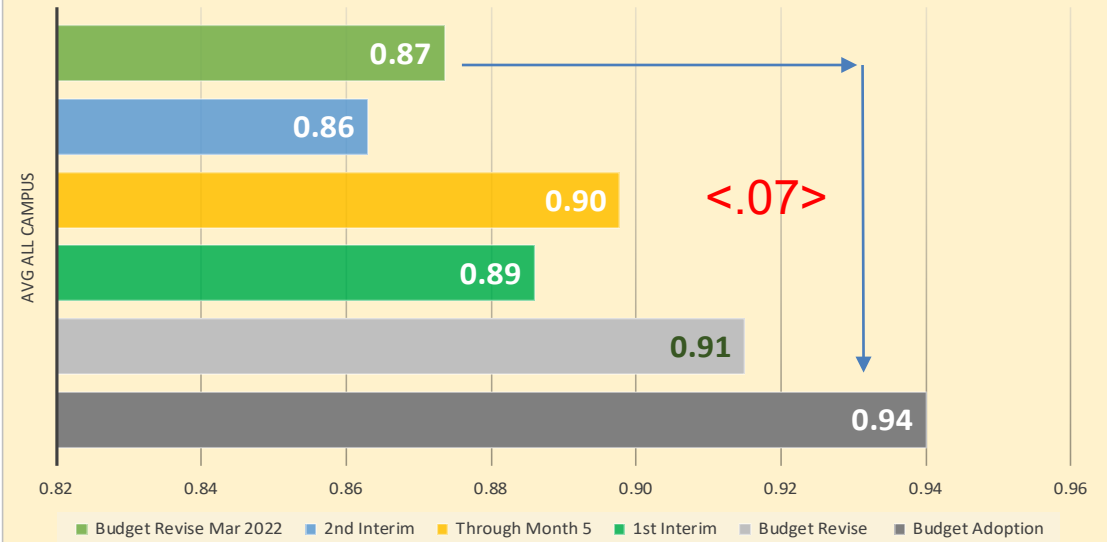
**FY22 Current Year
to Date
Income/Cash
Flow Statement
Review**

FY22 LCPS Fiscal Dashboard

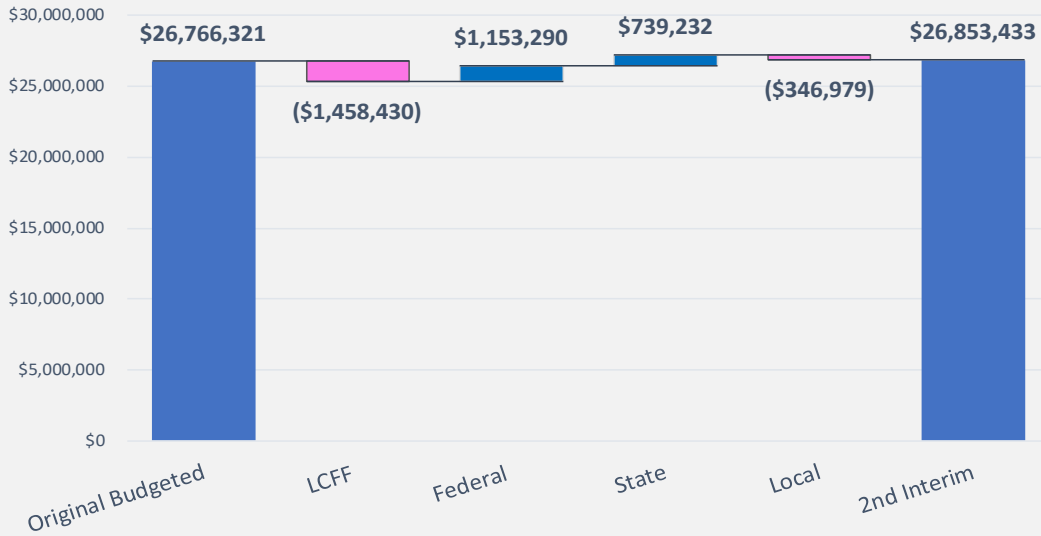
FY22 LCPS Total Enrollment Changes



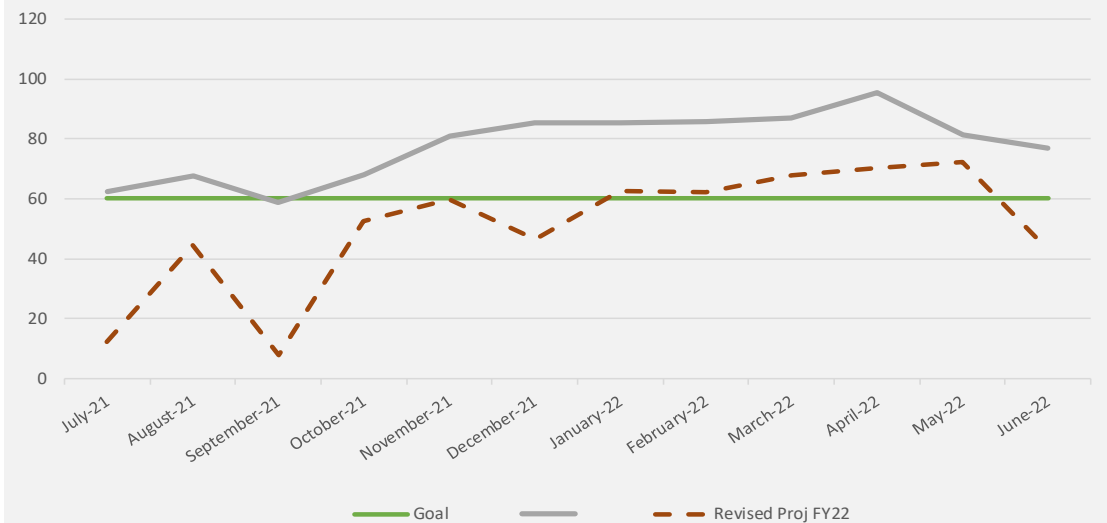
FY22 LCPS ADA:Enrollment Status



FY22 Change in Revenue Assumptions*



LCPS Days of Cash on Hand: Projected 22 *



*Note Change in Revenue represents what was reported at 2nd Interim

FY22 Financial Highlights

- **Enrollment** is down 22 students as of March compared to being less 48 students reported at 2nd Interim
 - **ADA** is approximately 87% overall
- **Total financial impact** of Enrollment and ADA on LCFF revenues less \$1.5m as of 2nd Interim but with the latest figures the overall impact is closer to \$1.2m (ballpark)
- **ESSER Funding:** We are currently budgeting ~\$1.5 M in Esser funds for the 22-23 and 23-24 SY
- **We are no longer operating at a deficit due** to the newly awarded Expanded Learning Opportunities Program (\$700k)

Previously Reported-FY22 LCPS Income Statement

TOTAL LCPS	2nd Interim as of 01/22	1st Interim as of 10/21	REVISED BUDGET as of 9/21	ORIGINAL BUDGET as of 6/21
	Total NO PPP	Total NO PPP	Total	Total
LCFF Sources	15,424,662	15,383,626	15,975,915	16,883,092
Federal Revenues	4,328,186	4,312,555	5,025,714	3,174,896
Other State Revenues	5,061,659	4,315,741	4,267,642	4,322,427
Local Revenues	<u>2,038,926</u>	<u>2,038,926</u>	<u>4,499,326</u>	<u>2,385,905</u>
Total Revenue	26,853,433	26,050,848	29,768,598	26,766,321
			-	-
Certificated Salaries	13,856,427	13,856,427	13,762,435	13,762,435
Noncertificated Salaries	1,883,794	1,883,794	1,977,786	1,977,786
Employee Benefits	3,231,377	3,231,377	3,257,971	3,257,971
Books and Supplies	2,300,968	1,281,855	1,281,855	1,281,855
Services and Other Operating Expenditures	4,332,204	5,352,824	5,352,824	5,352,824
Capital Outlay	864,536	781,182	515,000	515,000
Other Outgo	<u>-</u>	<u>-</u>	<u>-</u>	<u>-</u>
Total Expense	26,469,306	26,387,459	26,147,871	26,147,871
			-	-
EXCESS (DEFICIENCY) OF REVENUES OVER EXPENDITURES	384,127	(336,611)	3,620,727	618,450

FY22 LCPS Year to Date Actual Income

TOTAL LCPS	2nd Int as of 01/22	Jul	Aug	Sep	Oct	Nov	Dec	Jan	Feb	YTD Total	Budget Balance
	Total NO PPP	Act	Act	Act	Act	Act	Act	Act	Act	Act	Total
LCFF Sources	15,424,662	-	722,577	953,375	1,701,385	1,192,933	1,242,131	1,791,652	1,192,933	8,796,986	(6,627,676)
Federal Revenues	4,328,186	-	-	10,569	100,470	32,840	108,450	1,930,361	452,981	2,635,671	(1,692,515)
Other State Revenues	5,061,659	46,794	46,794	84,230	85,374	494,485	125,615	735,524	40,361	1,659,178	(3,402,481)
Local Revenues	2,038,926	13,186	2,434,651	7,401	113,211	224,452	169,616	213,642	888,238	4,064,396	2,025,470
Total Revenue	26,853,433	59,980	3,204,022	1,055,575	2,000,440	1,944,710	1,645,812	4,671,178	2,574,513	17,156,231	(9,697,202)
Certificated Salaries	13,856,427	471,252	1,286,974	1,150,499	1,215,369	1,146,577	1,292,216	1,169,322	1,171,651	8,903,860	4,952,567
Noncertificated Salaries	1,883,794	66,650	145,716	163,780	169,459	178,615	184,782	161,450	207,102	1,277,555	606,239
Employee Benefits	3,231,377	112,613	252,974	293,540	133,232	136,639	464,107	477,283	149,663	2,020,051	1,211,326
Books and Supplies	2,300,968	372,091	311,592	248,183	125,579	160,092	121,319	36,356	134,424	1,509,635	791,333
Services and Other Operating Expenditures	4,332,204	596,041	329,670	777,900	288,076	776,441	912,772	703,224	604,823	4,988,948	(656,744)
Capital Outlay	864,536	57,318	57,318	57,318	150,685	106,926	57,318	91,064	(119,403)	458,544	405,993
Other Outgo	-	-	-	-	-	-	-	-	-	-	-
Total Expense	26,469,306	1,675,966	2,384,243	2,691,221	2,082,400	2,505,290	3,032,514	2,638,699	2,148,259	19,158,593	7,310,714
EXCESS (DEFICIENCY)	384,127	(1,615,986)	819,779	(1,635,646)	(81,961)	(560,580)	(1,386,702)	2,032,479	426,254	(2,002,362)	(2,386,489)

67% of the year complete spent
72% of budget spent

**Increasing our
credit line from
\$500k-\$2m**



Special Education Budget Update for 22-23 SY

Look forward at Special Education Programming in FY23

Special Education Change in Costs			
	FY21	FY22	FY23
FTE	17.00	26.00	39.60
Revenue	\$1,014,548	1,152,913	1,368,169
Salaries	\$915,872	\$1,648,954	\$3,113,529
Benefits	\$239,550	\$329,791	\$638,282
Supplies	\$19,193	\$57,466	\$87,525
Contracted Services	\$1,473,568	\$1,256,330	\$200,000
Total Direct Costs	\$2,648,183	\$3,292,541	\$4,039,336
Net Balance (Encroachment to GF)	(\$1,633,635)	(2,139,628)	(2,671,167)
Projected Increase in Gen'l Fund Encroachment			531,539
FTE	17.00	26.00	39.60
Avg Salary per FTE	53,875	63,421	78,624
SPED Enrollment	140	212	236
ADA %	0.94	0.87	0.90
ADA	132	184	212
Avg LCFF \$/ADA	11,063	12,023	12,598
Avg Amount of LCFF \$ from ADA	1,455,847	2,217,461	2,673,618
\$ Change	-	52%	21%
Projected Increase in LCFF Revenue			456,158
Projected Net Effect is an overall increase in direct costs			75,381
Estimated indirect costs (computers/supplies/furniture {\$2.5k/fte})			34,000.00
TOTAL Projected Net Increase in costs			109,381

A ←

B ←

C = A-B

D

E=C+D

Look forward at Special Education Programming in FY23 Cont'd

Summary of Revenue/Costs per SPED Student			
	FY21	FY22	FY23
Approximate Special Education - Enrollment	140	212	236
Approximate Special Education - ADA	132	184	212
Approximate Total Revenue	2,470,395	3,370,374	4,041,787
Approximate Total Expense	2,690,683	3,357,541	4,138,336
Total Net Income	(220,288)	12,832	(96,549)
<i>Revenue/SPED ADA</i>	<i>18,772</i>	<i>18,274</i>	<i>19,045</i>
<i>Expense/SPED Student</i>	<i>19,219</i>	<i>15,837</i>	<i>17,550</i>



Check Registry February 2022

ESP-CA

EdTec Network : Lighthouse Community Charter School (LCCS)

AP Bill Payments

February 1, 2022 - February 28, 2022

A listing of bill payments

Date	Check Num	Company Name	Vendor ID	Memo	Paid	
2/2/2022	74434	Alder Grad	162913	Alder Graduate School of Education	21-22 Resident Scholarship Payments - Spring Term	\$2,823.00
2/2/2022	74435	All City Ma	127775	All City Management Services	Crossing guard staff	\$430.92
2/2/2022	74436	CHINCHILL	168902	CHINCHILLA ELECTRIC (1099)	Install ceiling mount projector	\$960.00
2/2/2022	74437	City of Oak	11040	City of Oakland Fire Dept	Fire/Life Safety Inspection (1 Hr Min) Annual	\$883.50
2/2/2022	74438	CliftonLars	113388	CliftonLarsonAllen LLP	Final billing for professional services rendered in connection with our audit for the year ended June 30, 2021	\$5,066.25
2/2/2022	74439	Cogent So	152293	Cogent Solutions & Supplies	Custodial supplies	\$7,590.68
2/2/2022	74440	Geoffrey G	168904	Geoffrey Godfrey (EE)	Uncashed check	\$29.08
2/2/2022	74441	HopSkipDr	159062	HopSkipDrive, Inc.	SPED transportation	\$6,847.20
2/2/2022	74442	Its The Imp	163779	Its The Impact	Impact Leadership Coaching	\$7,665.00
2/2/2022	74443	jc green pl	157226	jc green plumbing inc	Hydro jetting maintenance service as per contract	\$2,500.00
2/2/2022	74444	Kone Inc.	25808	Kone Inc.	LIGHTHOUSE COMM CHARTER SCHOOL, 444 HEGENBERGER RD,	\$274.62
2/2/2022	74445	Mundo Pat	158056	Mundo Pato Inc.	Functional Academics© monthly subscription fees for 100 students	\$350.00
2/2/2022	74446	Quality Fir	108683	Quality First Services, Inc	JANITORIAL SERVICES	\$595.00
2/2/2022	74447	Seneca Ce	24477	Seneca Center	Inv- 83LHC-DEC21	\$81,842.08
2/2/2022	74448	Smartlite L	140713	Smartlite LLC	Advertising Display Space Rental - Panel 15A	\$350.00
2/2/2022	74449	Wright Spe	163117	Wright Specialty Premium Trust	policy #7NA5CA000024100	\$144.40
2/2/2022	74450	Zeyda Gar	166766	Zeyda Garcia (ee)	Classroom supplies	\$150.89
2/10/2022	74451	Adobe Sys	111516	Adobe Systems Incorporated	sku - 65271786BB04A12	\$152.91
2/10/2022	74452	Aeries SIS	137332	Aeries SIS	Training	\$750.00
2/10/2022	74453	All City Ma	127775	All City Management Services	School guard crossing	\$430.91
2/10/2022	74454	Amazon M	60077	Amazon Mktplace Pmts	1CK3-JVXQ-VLK3	\$21,174.46
2/10/2022	74455	Christine F	169148	Christine Parker	Academic evaluation	\$1,750.00
2/10/2022	74456	Cogent So	152293	Cogent Solutions & Supplies	Custodial supplies	\$2,678.22
2/10/2022	74457	Didax Inc.	141809	Didax Inc.	P.O.2021-0039	\$354.11
2/10/2022	74458	EL Educat	77726	EL Education, Inc	Network School Services FY21-22 Contract	\$82,775.00
2/10/2022	74459	Envoy Stud	157959	Envoy Studios INC	Engagement Manager	\$292.50
2/10/2022	74460	GROUPE	154126	GROUPE APRO Inc.	Translation	\$2,695.30
2/10/2022	74461	IT Savvy LI	154705	IT Savvy LLC	For P.O.2021-0058	\$2,806.19
2/10/2022	74462	Law Office	24946	Law Offices of Young, Minney & Corr, L	Legal fees	\$1,627.45
2/10/2022	74463	Moon, Der	102592	Moon, Dennise (ee)	SPED material reimbursement	\$447.20
2/10/2022	74464	Nob Hill C	139731	Nob Hill Catering, Inc.	NSLP-LHC121721	\$95,703.15
2/10/2022	74465	Seneca Ce	24477	Seneca Center	48-CALDNAT Tuition	\$12,086.00

ESP-CA
EdTec Network : Lighthouse Community Charter School (LCCS)
AP Bill Payments
February 1, 2022 - February 28, 2022

A listing of bill payments

Date	Check Num	Company Name	Vendor ID	Memo	Paid
2/10/2022	74466	Staples Ac	78680 Staples Advantage	Operations supply	\$878.31
2/10/2022	74467	Swing Edu	80087 Swing Education Inc	Substitute Services	\$1,000.00
2/10/2022	74468	Torres, Ev	166988 Torres, Evelin (1099)	SSC/ELAC/Parent Outreach	\$940.00
2/10/2022	74469	Wright Spe	163117 Wright Specialty Premium Trust	Policy 7NA5FF000022700	\$10,555.50
2/17/2022	74470	ADP, LLC	110241 ADP, LLC	ADP Electronic I-9 Services	\$100.00
2/17/2022	74471	Beretta Inv	105946 Beretta Investment Group	433 Hegenberger Rd. ST 201/202 Rent	\$9,642.00
2/17/2022	74472	California T	15233 California Teaching Commission (CTC)	Credential permit	\$600.00
2/17/2022	74473	Carbon Lig	81914 Carbon Lighthouse, Inc.,	Carbon Lighthouse Energy Services Monthly Service Fee Year 3	\$1,900.00
2/17/2022	74474	ChildCare	169135 ChildCare Careers, LLC dba The Educ	Substitute services	\$1,384.94
2/17/2022	74475	CHINCHILL	168902 CHINCHILLA ELECTRIC (1099)	Service call	\$765.00
2/17/2022	74476	Cogent So	152293 Cogent Solutions & Supplies	Custodian supplies	\$341.85
2/17/2022	74477	Copy Stati	1763 Copy Station Inc	Photocopying	\$1,239.99
2/17/2022	74478	Edtec Inc	1778 Edtec Inc	EdTec Monthly Data Service - February 2022	\$2,333.33
2/17/2022	74479	GROUPE Y	154126 GROUPE APRO Inc.	Translation	\$4,131.54
2/17/2022	74480	HIBSER Y	163320 HIBSER YAMAUCHI Architects, Inc.	Services Rendered through January 31,2022	\$313.60
2/17/2022	74481	jc green pl	157226 jc green plumbing inc	Service call	\$160.00
2/17/2022	74482	Maxim He	156723 Maxim Healthcare Staffing Services, Ir	Staffing service	\$6,420.00
2/17/2022	74483	ORKIN LL	98757 ORKIN LLC (32343578 Lodestar)	Monthly service fee #32343578	\$260.00
2/17/2022	74484	Pacific Plu	101999 Pacific Plumbing Systems	SERVICE WORK PERFORMED	\$2,985.00
2/17/2022	74485	Smartlite L	140713 Smartlite LLC	Advertising Display Space Rental	\$350.00
2/17/2022	74486	Staples Ac	78680 Staples Advantage	3499572008	\$895.51
2/17/2022	74487	Swing Edu	80087 Swing Education Inc	Substitute Services	\$2,525.00
2/17/2022	74488	Torres, Jac	9092 Torres, Jacobo (1099)	Landscaping	\$3,300.00
2/17/2022	74489	Zendesk Ir	157833 Zendesk Inc	Annual subscription renewal -Act:ZD00195955	\$21,546.00
2/17/2022	74472	Black Tie T	94076 Black Tie Transportation	Trip # 6158443	\$1,535.82
2/18/2022	74491	California T	15233 California Teaching Commission (CTC)	Credential permit	\$100.00
2/18/2022	74494	California T	15233 California Teaching Commission (CTC)	Credential permit	\$100.00
2/18/2022	74538	California T	15233 California Teaching Commission (CTC)	Credential permit	\$100.00
2/18/2022	74493	California T	15233 California Teaching Commission (CTC)	Credential permit	\$100.00
2/18/2022	74492	California T	15233 California Teaching Commission (CTC)	Credential permit	\$100.00
2/18/2022	74490	California T	15233 California Teaching Commission (CTC)	Credential permit	\$100.00
2/24/2022	74495	ACCO Eng	132061 ACCO Engineered Systems Inc	MAINTENANCE BILL	\$2,451.00
2/24/2022	74496	Adobe Sys	111516 Adobe Systems Incorporated	65271786BB04A12	\$305.82
2/24/2022	74497	All City Ma	127775 All City Management Services	Bill for Jan 23 -Feb 5 2022	\$1,077.30
2/24/2022	74498	Carla Jass	164234 Carla Jasso (1099)	Alder Resident	\$1,818.18
2/24/2022	74499	ChildCare	169135 ChildCare Careers, LLC dba The Educ	Substitute Services	\$290.97
2/24/2022	74500	CliftonLars	113388 CliftonLarsonAllen LLP	213-Acount #116120	\$840.00
2/24/2022	74501	Cogent So	152293 Cogent Solutions & Supplies	Custodian supply	\$630.36
2/24/2022	74502	Home Auto	169516 Home Auto & Welding Service	Service call at Lighthouse	\$360.00
2/24/2022	74503	Isabel Rob	164237 Isabel Robles- Moreno (1099)	Alder Resident	\$1,818.18

ESP-CA

EdTec Network : Lighthouse Community Charter School (LCCS)

AP Bill Payments

February 1, 2022 - February 28, 2022

A listing of bill payments

Date	Check Num	Company Name	Vendor ID	Memo	Paid
2/24/2022	74504	Julian Cote	164235	Julian Cote (1099) Alder Resident	\$1,818.18
2/24/2022	74505	Kenneth B	156850	Kenneth Bazile (ee) Dean activities	\$907.62
2/24/2022	74506	Light Keep	7553	Light Keepers LLC Rent for 444 Hegenberger Facility	\$58,000.00
2/24/2022	74507	Maxim Hea	156723	Maxim Healthcare Staffing Services, Inc Staffing services	\$4,490.00
2/24/2022	74508	Mundo Pat	158056	Mundo Pato Inc. UnitusTI with Styer-Fitzgerald Program for Functional Academics	\$350.00
2/24/2022	74509	Neil Ramir	169518	Neil Ramirez (1099) College career support	\$1,000.00
2/24/2022	74510	Noelle Cla	164236	Noelle Clark (1099) Alder Resident	\$1,818.18
2/24/2022	74511	Orkin Pest	73511	Orkin Pest Control (T-27468538) Lightho PC Standard - Monthly	\$161.55
2/24/2022	74512	PCSD 701	123405	PCSD 701 105th Ave LLC Lodestar rent	\$92,743.75
2/24/2022	74513	PS Print	16732	PS Print Job Number: 5273799-7595179	\$979.47
2/24/2022	74514	Seneca Ce	24477	Seneca Center 48-NATHTRY - MH	\$17,980.00
2/24/2022	74515	Sunbelt St	169526	Sunbelt Staffing Staffing service	\$1,680.00
2/24/2022	74516	Swing Edu	80087	Swing Education Inc Substitute Services	\$1,000.00
2/24/2022	74517	Tamara Th	164233	Tamara Thrower (1099) Alder Resident	\$1,818.18
2/24/2022	74518	The Achiev	153474	The Achievement Network LTD (ANET) Full 2021-2022 Partnership with Lighthouse Community Public Scho	\$69,000.00
2/24/2022	74519	The Speec	154863	The Speech Pathology Group (SPG) Tina OT	\$6,560.00
2/24/2022	74520	United Coa	28881	United Coach Tours Lodestar- 17664LF	\$2,090.00
2/25/2022	74521	Wells Farg	33779	Wells Fargo Financial Leasing, Inc - RIK Copier at Lodestar	\$1,826.17
2/25/2022	74522	Royal Para	167246	Royal Paramount Transportation Transportation for Lighthouse Team	\$1,078.00
2/25/2022	74523	Sanact Inc	9284	Sanact Inc dba Roto-Rooter (1099-7) Work estimate	\$1,520.00
Total - Accounts Payable					\$697,342.32