

# PCHS State Testing 2022-2023

---

Lisa Saxon, PCHS Testing Coordinator  
Monica Iannessa, Assistant Principal



# Content

**01**

## **CAASPP Math**

---

Smarter Balanced CAT and PT  
Grade 11 only

**02**

## **CAASPP English**

---

Smarter Balanced CAT and PT  
Grade 11 only

**03**

## **State/District/School Comparisons**

---

State of California, LAUSD, and  
other high-performing schools

**04**

## **School Response**

---

Professional Development,  
Staffing, and Student Supports



# Participation Rate

---

We tested more than **99 percent** of students, with Grade 11 English and U.S. History teachers administering tests during their classes. This is a marked increase, and the planning and coordination allowed us to focus on instruction, not testing, during the final month of the school year.



# 01

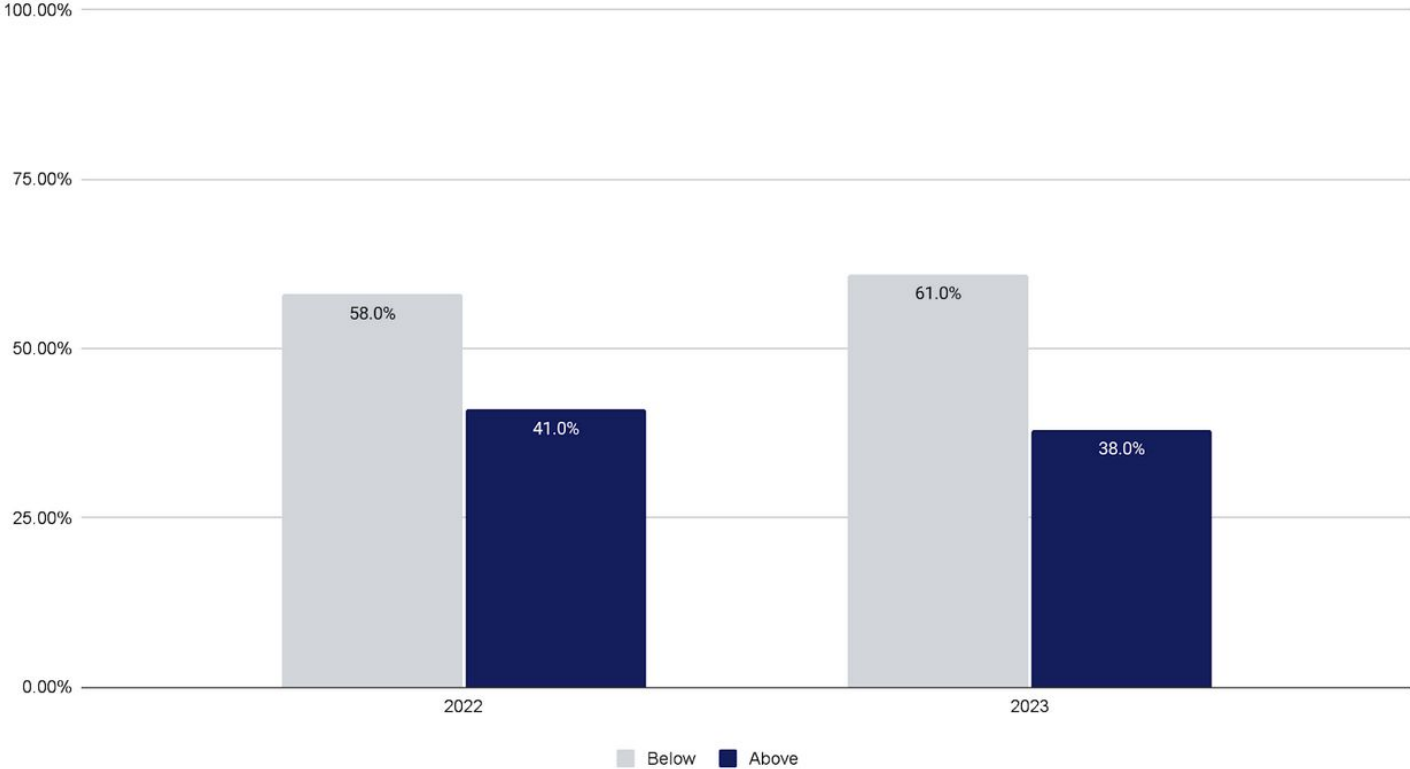
# CAASPP Math

---

**2022-2023 11th-grade class (current seniors)**

# Math Results

Math Two-Year Achievement Levels (All Students)



# Math Results: Demographic Data

Group	Students Tested	2022 Below	2022 Above	Students Tested	2023 Below	2023 Above
All Groups	713	58%	41%	733	61%	38%
Hispanic/Latino	137	80%	19%	165	75%	24%
Asian	39	20%	79%	49	24%	75%
Black or African American	72	91%	8%	64	93%	6%
White	392	51%	48%	389	55%	44%
Race of two or more	62	43%	56%	49	57%	42%
Filipino	10	30%	70%	6	66%	33%
English Learner	5	100%	0%	4	100%	0%
Reclassified Fluent English Proficient (RFEP)	92	73%	26%	96	73%	25%



02

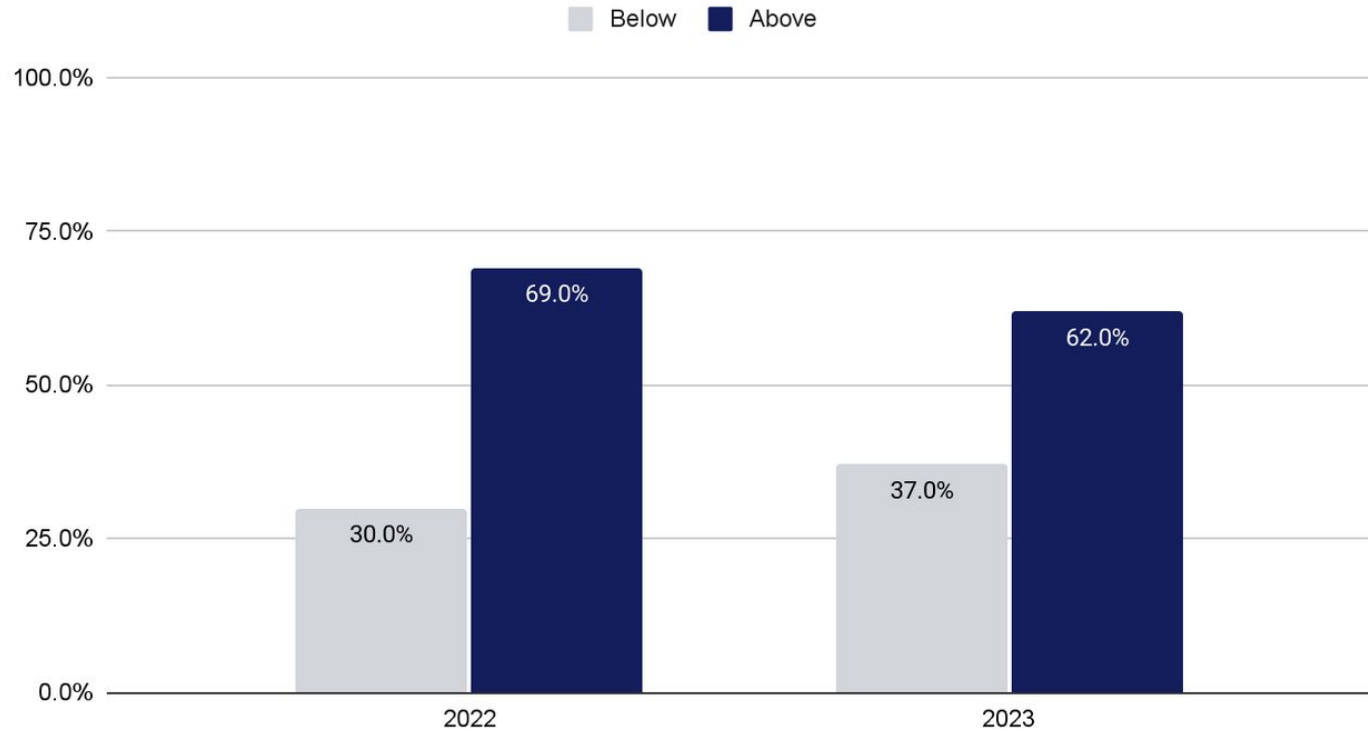
# CAASPP ELA

---

**2022-2023 11th-grade class (current seniors)**

# ELA Results

## ELA Two-Year Achievement Levels (All Students)





# ELA Results

Group	Students tested	2022 Below	2022 Above	Students Tested	2023 Below	2023 Above
All Groups	706	30%	69%	734	30%	69%
Hispanic/Latino	140	45%	55%	165	37%	62%
Asian	40	15%	85%	49	8%	91%
Black or African American	72	52%	47%	64	56%	43%
White	381	26%	73%	389	26%	73%
Race of two or more	62	11%	88%	49	14%	85%
Filipino <input type="checkbox"/>	10	10%	90%	6	33%	66%
English Learner	5	100%	0%	3	100%	0%
Reclassified Fluent English Proficient (RFEP)	94	43%	56%	96	47%	52%



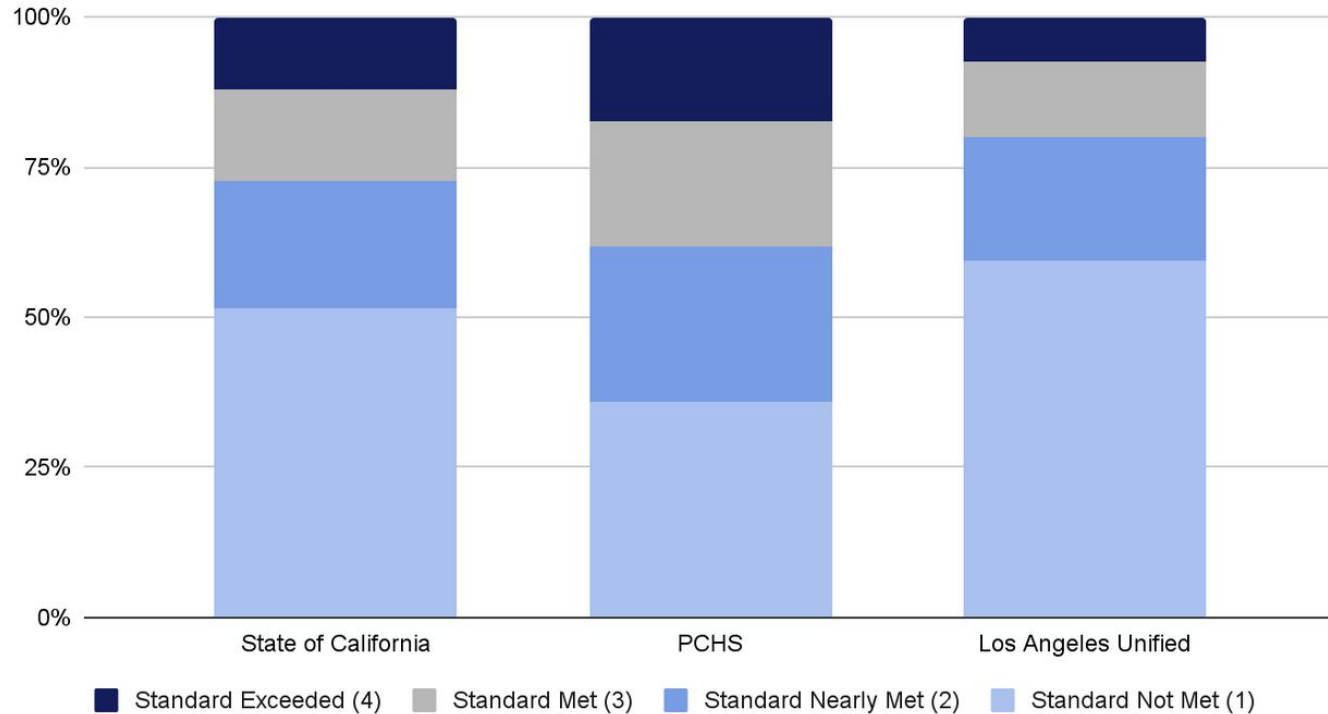
# 03

## State/District/School Comparisons

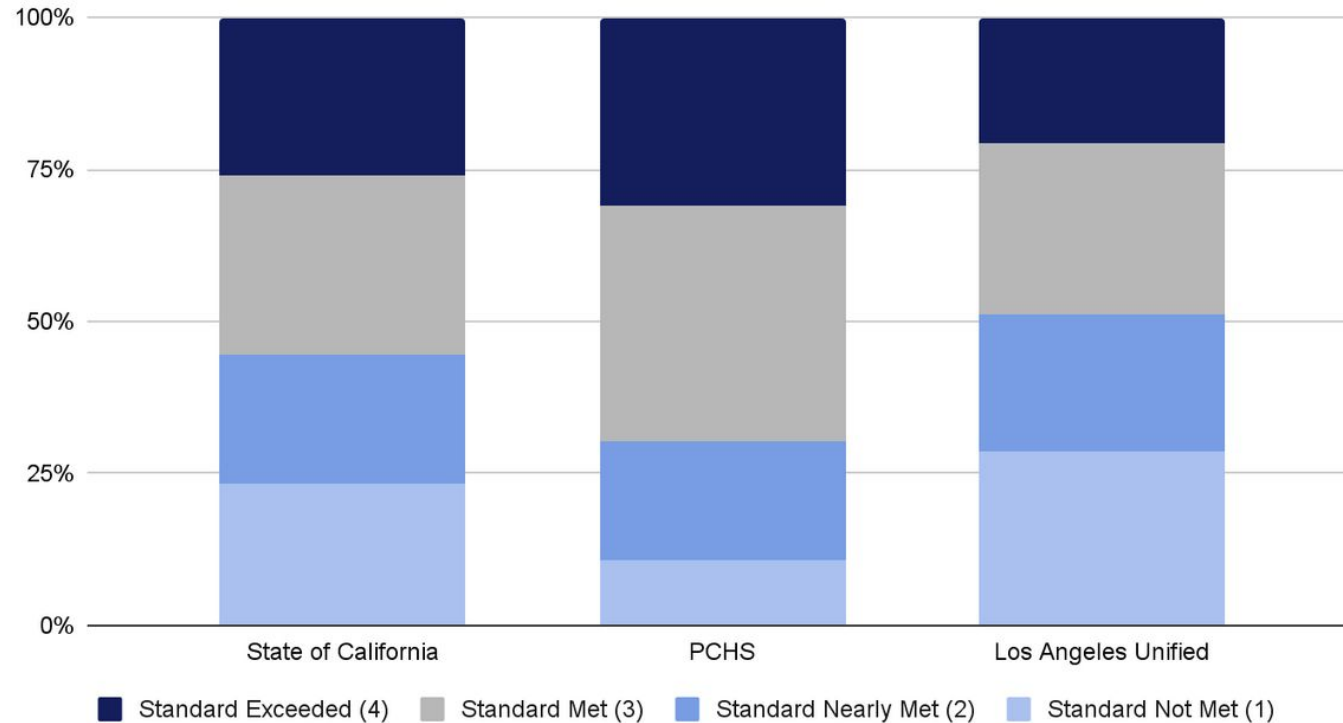
2022-2023 11th-grade class (current seniors)

# Math

## 2022-23 Achievement Level Distribution - Grade 11



## 2022-23 Achievement Level Distribution - Grade 11



# Math – High-Performing Schools

Reporting categories	Pali	Granada Hills	Santa Monica
Mean Scale Score	2589.0	2622.5	2623.1
Standard Exceeded (4)	17.33 %	25.94%	26.55%
Standard Met (3)	21.01 %	22.18%	24.32%
Standard Nearly Met (2)	25.65 %	24.01%	20.19%
Standard Not Met (1)	36.02 %	27.86%	28.93%

# ELA – High-Performing Schools

Reporting categories	Pali	Granada Hills	Santa Monica
Mean Scale Score	2624.9	2652.9	2680.7
Standard Exceeded (4)	30.97 %	42.73%	55.96%
Standard Met (3)	38.74 %	34.09%	27.12%
Standard Nearly Met (2)	19.51 %	15.73%	10.03%
Standard Not Met (1)	10.78 %	7.45%	6.90%

## SPED STUDENT MATH PROGRESS 2 years

YEAR	11th grade Sped Students	No. of Students Tested	Participation Rate	Test Score	Number of students who scored	Percentage	Meets and Exceeds Rates
2021-2022	41	27	66%	4	0	0%	11%
				3	3	11%	
				2	3	11%	
				1	21	78%	
2022-2023	39	39	100%	4	5	13%	26%
				3	5	13%	
				2	10	25%	
				1	19	49%	

**Table 1: Summative ELPAC Participation Rate**

<b>Year</b>	<b>Number of EL Students Enrolled</b>	<b>Number of EL Students Tested</b>	<b>Percent of EL Students Tested</b>	<b>Less than 95% on ELPAC Summative</b>
2022-23	21	21	100%	No
2021-22	26	25	96%	No



**Table 2: English Learner Progress Indicator (2023)**

**\*Internally Tracked ELPI: English Language Progress Indicator**

Status Level And Status Score	Numerator (Students who progressed at least one ELPI level or maintained a score of 4)	Denominator (Students with ELPAC scores for both 2021-22 and 2022-23)	Percentage of EL students making progress toward English Language proficiency	Tested Less than 95% on ELPAC Summative
<b>VERY HIGH/5</b>	13	19	84.2	<b>NO</b>
Students who progressed at least one ELPI level				11
Students who maintained a Level 4				2
Students who maintained lower LEPI levels or decreased at least one level				6

A winter landscape illustration featuring snow-covered mountains, evergreen trees, and a light blue sky with falling snow. The scene is rendered in a soft, painterly style with a cool color palette.

**04**

# **School Response**

**PCHS Goals 2022-2025**

# Target Goals for 2023-2026 school year

## Board School Goal

---

**PCHS will continue to provide rigorous relevant curriculum meeting the needs of diverse learners.**

The 9th-grade POD program was revamped to introduce students to CTE pathways. English, Math, and Social Studies continued to explore and implement culturally relevant curriculum and equitable grading processes.

## LCAP Goal

---

30% of pupils who exceed college readiness standards as measured by ELA & Math assessment programs (EAP / 11th grade CAASPP scores indicating standard, exceeded or standard met in ELA and Math) **MET**

## Board School Goal

---

**Expand academic intervention access and availability.**

Pali Period, Additional Interventionist, Expanded Tutor Program, Expanded Math Support and Collaboration Classes  
2 Literacy Courses  
Expanded ELD program (from 1 to 5 staff)

## Charter-SPED Focussed Goal

---

PCHS shall demonstrate at least one performance level growth per academic year, as reported on the California School Dashboard, for **“Students with Disabilities” in Math** and as measured by CAASPP (SBAC) Assessment at a rate equal to or greater than the Resident Schools, with the goal of achieving and **maintaining the “Green”** performance level or higher by the end of the charter term.

**NOT MET**

# Academic Support for 2023-2026 school year

## School-wide Supports

---

Interventionist services expanded and staff introduced to the referral protocol.

Pod Interventions

SSTs: 51 SST plans for the Fall 2023

There are approx. 355 504 plans

Pali Period Intervention Opportunities

Increased Study Center Tutoring Program Participation

## Targeted Supports

---

SPED is monitoring individual student academic growth in Study Seminar classes.

The Math department created new PLC teams and provided culturally relevant curriculum PD

English 9 teachers are using data to identify students in need of literacy support

Fuerza Unida and LSU have combined and are collaborating to increase parent involvement and to increase the leadership capacity and self-efficacy of Latino students. Closed Achievement gap in ELA.

Revamped credit-recovery program and curriculum, which will launch in 2024-25

# Improving Test Taking Culture



## Schoolwide Testing Calendar

---

Test Prep Information, California State Testing, and NWEA testing are administered during one week in April.



## Staff Certification

---

All staff are receiving training and TOMS accounts to proctor tests.



## Sped Support

---

In 2022-2023 school year, LACOE trained the sped department on state testing accommodations.

