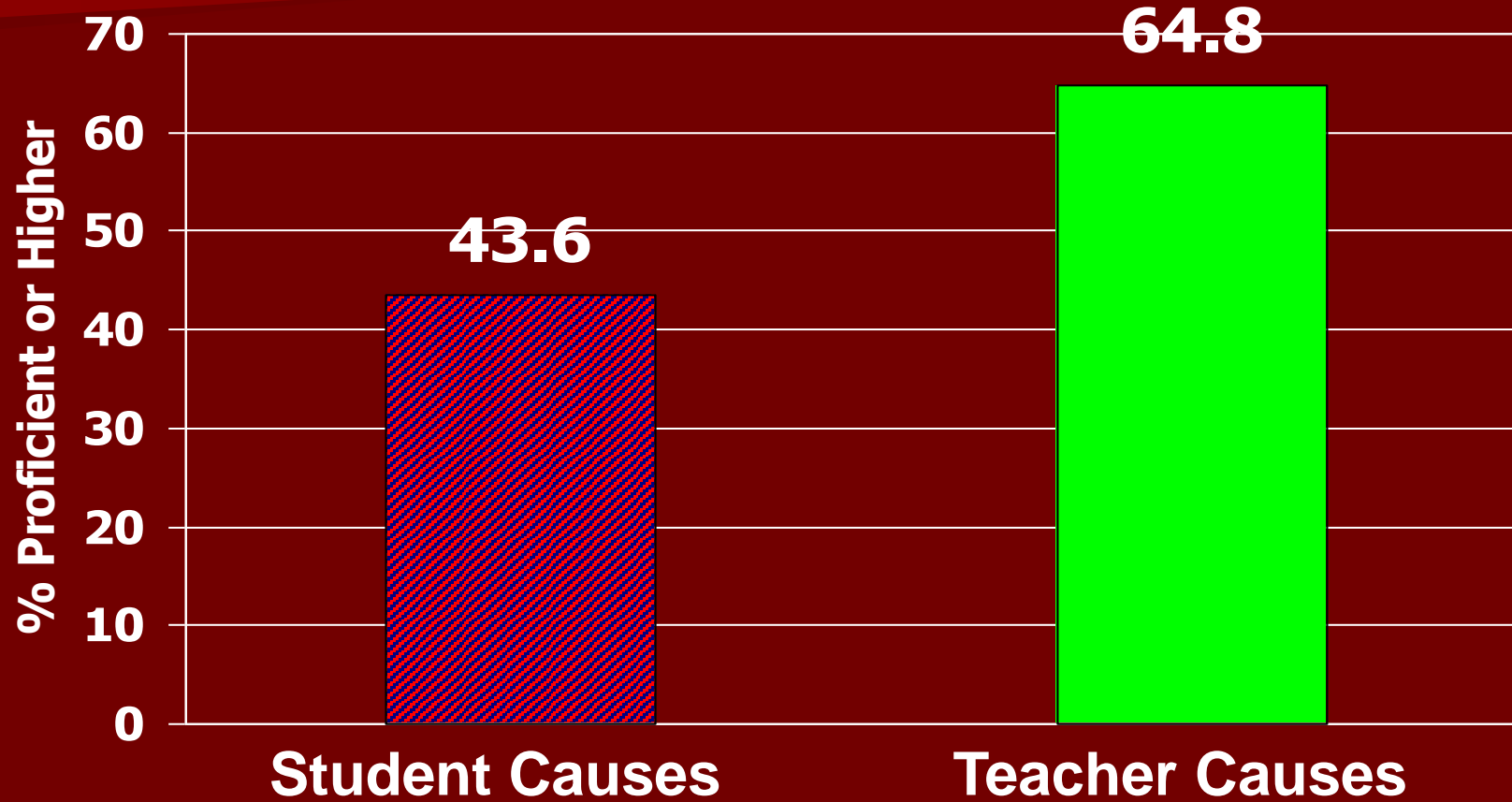


Effective Grading Practices

- ***“Who has the greatest influence on student achievement?”***
- ***Teacher causes or Student causes?***

If You Think That Teachers and Leaders Influence Student Achievement, You Are Right




2006 and 2007 studies of more than 300,000 schools

Source: Reeves, D. B. (2006). *The Learning Leader*. ASCD.

- “I’ve come to a frightening conclusion that I am the decisive element in the classroom. It’s my personal approach that creates the climate. It’s my daily mood that makes the weather. As a teacher, I possess a tremendous power to make a child’s life miserable or joyous. I can be a tool of torture or an instrument of inspiration. I can humiliate or humor, hurt or heal. In all situations, it is my response that decides whether a crisis will be escalated or de-escalated and a child humanized or dehumanized.”

- Haim Ginott

- 
- **What is our confidence level that the grades assigned to students are consistent, accurate, meaningful, and supportive of learning?**

What grade would you give this student?

- C
- C
- MA = Missing Assignment
- D
- C
- B
- MA = Missing Assignment
- MA = Missing Assignment
- B
- A

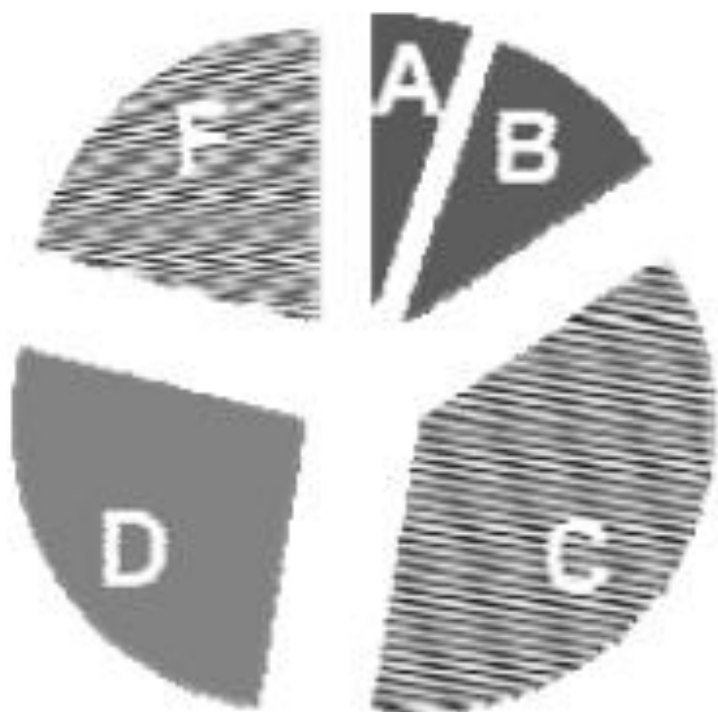
All grades are weighted equally

What grade would you give this student?

- C
- C
- MA = Missing Assignment
- D
- C
- B
- MA = Missing Assignment
- MA = Missing Assignment
- B
- A

All grades are weighted equally

10,000 Teachers Can't Be Wrong, Right?



**Grades for SAME Student
and SAME Performance**

100 point scale

- **A = 90 - 100**
- **B = 80 - 89**
- **C = 70 - 79**
- **D = 60 - 69**
- **F = 50 - 59**
- **F = 40 - 49**
- **F = 30 - 39**
- **F = 20 - 29**
- **F = 10 - 19**
- **F = 0 - 9**

4 point grade scale applying 100 point scale logic

- **A = 4**
- **B = 3**
- **C = 2**
- **D = 1**
- **F = 0**
- **F = -1**
- **F = -2**
- **F = -3**
- **F = -4**
- **F = -5**
- **A = 90 - 100**
- **B = 80 - 89**
- **C = 70 - 79**
- **D = 60 - 69**
- **F = 50 - 59**
- **F = 40 - 49**
- **F = 30 - 39**
- **F = 20 - 29**
- **F = 10 - 19**
- **F = 0 - 9**

Effective Grading Practices

- **Solutions**

- **Grading Scale Proportionate**

- **A= 80+**

- **B= 60-79**

- **C= 40-59**

- **D= 20-39**

- **F= 0-19**

- **Use a four point scale**

- **Assign lowest grade of 50% or 40%**

Grading Scale (weighted)



Edit Picture

Palisades Technology Enthusiasts: EdTech PD ▶ Grade Setup

Categories ?

Weight Categories

+ Add

Category

Weight

%

Attendance

10

10.00%



PD

20

20.00%



work

10

10.00%



assessments

50

50.00%



final

10

10.00%



Course Options

Materials

Updates 43

Gradebook

Grade Setup




Palisades Technology Enthusiasts: EdTech PD

- Gradebook
- Mastery
- Attendance

sample aaBurr-Sample Grade Report

- Course Options
- Materials
- Updates 43
- Gradebook
- Grade Setup
- Mastery
- Badges
- Attendance
- Members
- Analytics
- Workload Planning
- Conferences
- Nearpod
- Teams Meeting
- WeVideo
- Sutori
- Access Code VRT2N-SSXJ6
- Reset

20-21 PCHS Fall (100%)	NC (35.42%)
Attendance (10%)	—
PD (20%)	A (100%)
Sample Assignment - Ignore 11/23/20 11:59pm	24 / 24
work (10%)	B (83.33%)
What I love about eLearning? 11/20/20 12:00am	20 / 20
Sample Quiz 11/25/20 11:59pm	80 / 100
assessments (50%)	NC (0%)
Sample Assignment - Board Presentation 12/11/20 11:59pm	NC 0 / 100
final (10%)	—
20-21 PCHS Spring (0%)	—
(no grading period) (0%)	A (100%)



Course Grade: NC (35.42%)



Palisades Technology Enthusiasts: EdTech PD

- Gradebook
- Mastery
- Attendance


sample aaBurr-Sample Grade Report

- Course Options
 - Materials
 - Updates 43
 - Gradebook
 - Grade Setup
 - Mastery
 - Badges
 - Attendance
 - Members
 - Analytics
 - Workload Planning
 - Conferences
 - Nearpod
 - Teams Meeting
 - WeVideo
 - Sutori
- Access Code ✕

VRT2N-SSXJ6

[Reset](#)

20-21 PCHS Fall	(100%)		NC (54.17%)
Attendance	(10%)		—
PD	(20%)		A (100%)
Sample Assignment - Ignore	11/23/20 11:59pm		24 / 24
work	(10%)		B (83.33%)
What I love about eLearning?	11/20/20 12:00am		20 / 20
Sample Quiz	11/25/20 11:59pm		80 / 100
assessments	(50%)		NC (30%)
Sample Assignment - Board Presentation	12/11/20 11:59pm		NC 30 / 100
final	(10%)		—
20-21 PCHS Spring	(0%)		—
(no grading period)	(0%)		A (100%)



Course Grade: NC (54.17%)



Palisades Technology Enthusiasts: EdTech PD

- Gradebook
- Mastery
- Attendance

sample aaBurr-Sample Grade Report

- Course Options
- Materials
- Updates 43
- Gradebook
- Grade Setup
- Mastery
- Badges
- Attendance
- Members
- Analytics
- Workload Planning
- Conferences
- Nearpod
- Teams Meeting
- WeVideo
- Sutori

20-21 PCHS Fall (100%) **D (66.67%)**

Attendance (10%) —

PD (20%) **A (100%)**

Sample Assignment - Ignore 11/23/20 11:59pm 24 / 24

work (10%) **B (83.33%)**

What I love about eLearning? 11/20/20 12:00am 20 / 20

Sample Quiz 11/25/20 11:59pm 80 / 100


assessments (50%) **NC (50%)**

Sample Assignment - Board Presentation 12/11/20 11:59pm **NC 50 / 100**

final (10%) —

20-21 PCHS Spring (0%) —

(no grading period) (0%) **A (100%)**



Course Grade: **D (66.67%)**

Access Code VRT2N-SSXJ6 Reset

Essential Question for Breakout Room Discussion

What are some ways I can adjust my grade setup so that it effectively reflects student learning?