



# **Governor's Proposals for the 2020–21 State Budget and K–12 Education**

**Presented by**

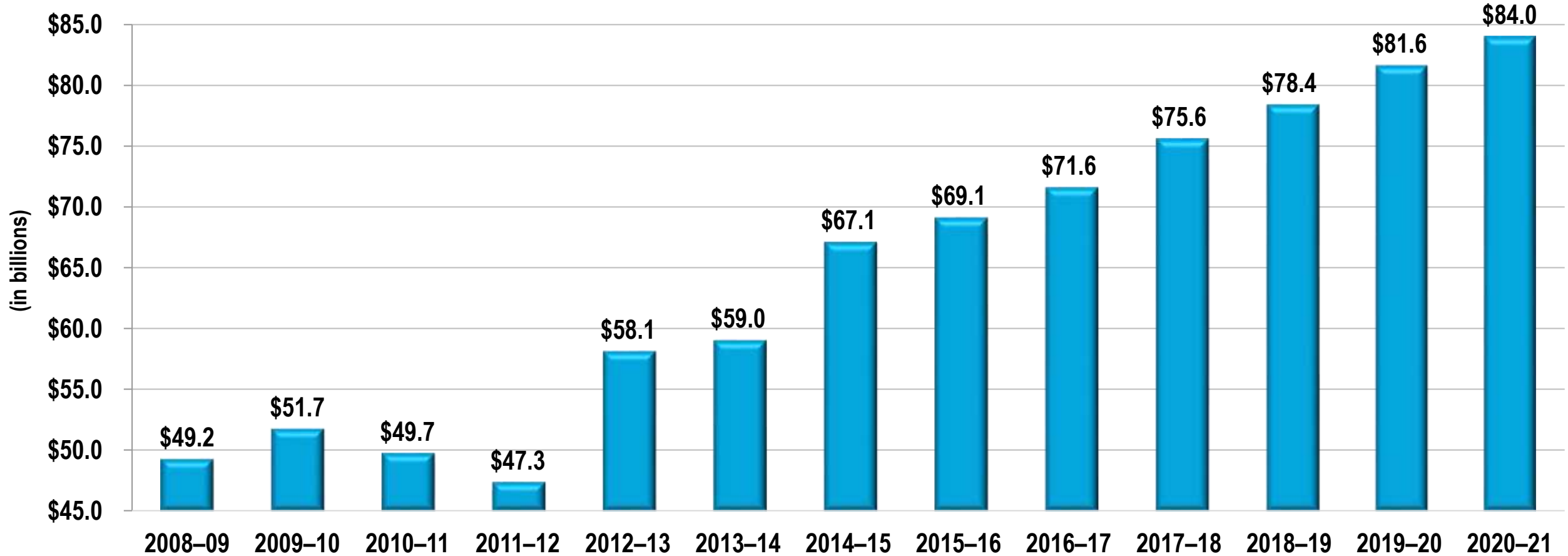
**School Services of California Inc. Staff**



# Proposition 98 Funding Over Time

© 2020 School Services of California Inc.

2008–09 to 2020–21



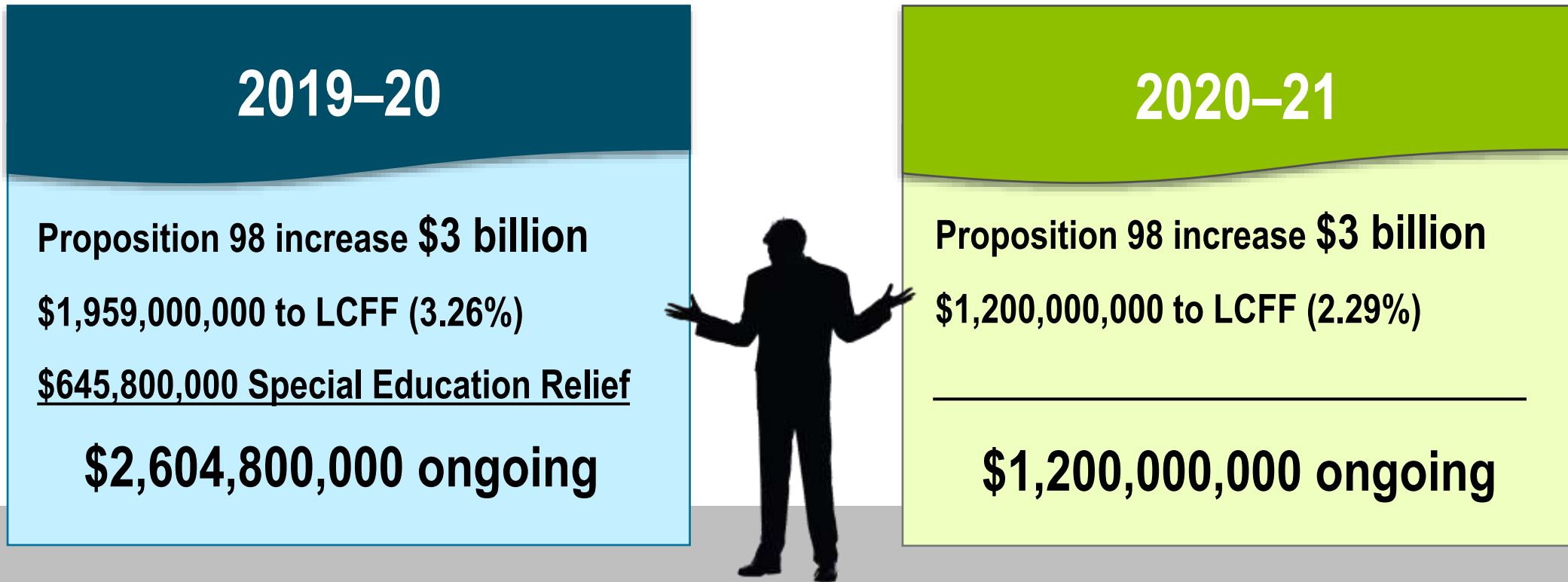
Source: 2020–21 Governor's Budget, page 68



# Multyyear Projections

© 2020 School Services of California Inc.

## How much fiscal relief does \$3 billion provide?



What a difference a year makes in ongoing operations relief, not to mention the non-Proposition 98 funded pension relief we received in 2019–20



# SSC Dartboard

© 2020 School Services of California Inc.

● The complete SSC Dartboard is available on our website at <https://www.sscal.com/tools-resources/dartboard>

■ Accumulation of assumptions from various sources

Factor	K-3	4-6	7-8	9-12
2020-21 Base Grants	\$7,878	\$7,997	\$8,234	\$9,543
GSA's	\$819	–	–	\$248
2020-21 Adjusted Base Grants	\$8,697	\$7,997	\$8,234	\$9,791

Factor	2019-20	2020-21	2021-22	2022-23
Statutory COLA	3.26%	2.29%	2.71%	2.82%



# 2020–21 LCFF Funding Factors

- The K–12 COLA is 2.29% for 2020–21 and is applied to the LCFF base grants for each grade span

Grade Span	2019–20 Base Grant per ADA	2.29% COLA	2020–21 Base Grant per ADA
K–3	\$7,702	\$176	\$7,878
4–6	\$7,818	\$179	\$7,997
7–8	\$8,050	\$184	\$8,234
9–12	\$9,329	\$214	\$9,543



# 2020–21 LCFF Funding Factors

- Two grade span adjustments (GSAs) are applied as percentage increases against the adjusted base grant, also receiving the benefit of a 2.29% COLA in 2020–21
  - Grades K–3 receive a 10.4% increase for smaller average class sizes
  - Grades 9–12 receive a 2.6% increase in recognition of the costs of career technical education (CTE) coursework

Grade Span	2020–21 Base Grant per ADA	GSA	2020–21 Adjusted Base Grant
K–3	\$7,878	\$819	\$8,697
4–6	\$7,997	–	\$7,997
7–8	\$8,234	–	\$8,234
9–12	\$9,543	\$248	\$9,791



# 2020–21 LCFF Funding Factors

© 2020 School Services of California Inc.

- Supplemental and concentration grants are calculated based on the percentage of an LEA’s enrolled students who are English learners, free and reduced-price meal program eligible, or foster youth—the unduplicated pupil percentage (UPP)

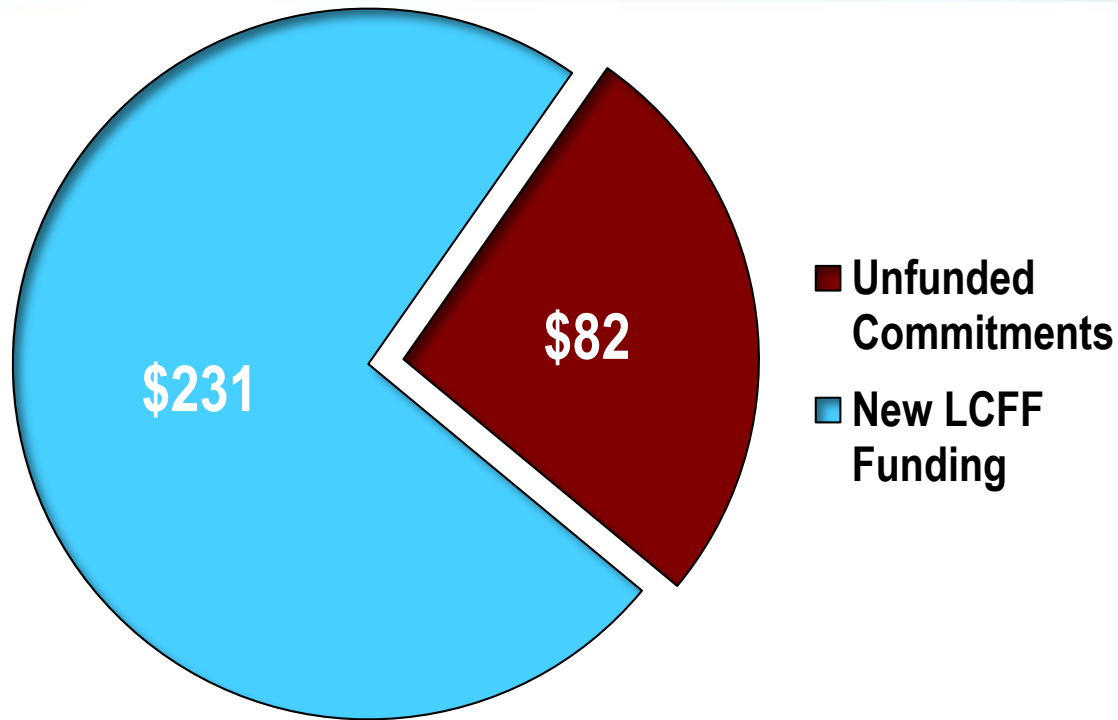
Grade Span	2020–21 Adjusted Grants Per ADA	20% Supplemental Grant—Total UPP	50% Concentration Grant—UPP Above 5%
K–3	\$8,697	\$1,739	\$4,349
4–6	\$7,997	\$1,599	\$3,999
7–8	\$8,234	\$1,647	\$4,117
9–12	\$9,791	\$1,958*	\$4,896**

- \*PCHS Receives \$1,958/UPP student, approx. 30% eligible. -\*\*PCHS not eligible



# 2020–21 Funding Commitments

© 2020 School Services of California Inc.



	Rate	Per ADA
COLA Only	2.29%	\$231
Total Commitments		-\$313
Remaining New Funds		-\$82

Breakdown of Total Commitments	Amount
PERS Rate	\$54
STRS Rate	\$109
Step/Column	\$150
Total	\$313

- **New revenues only cover three-quarters of the costs committed to servicing the salary schedule**
  - **Commitments do not include any increases to health and welfare benefit costs, increases related to special education, or the impact of declining enrollment**



# The Four Horsemen of the Apocalypse





# Multiyear Projections

Projections are  
expected to change  
as various factors  
change

Required by  
AB 1200 (Chapter  
1213/1991) and  
AB 2756 (Chapter  
52/2004)

**Assumptions + Today's  
Decisions = Projections**

Projections are  
not forecasts or  
predictions